

 **Hitachi Astemo Americas, Inc.**



**Quality Matters**

**HITACHI**  
Inspire the Next

**North America  
Aftermarket Product Catalog**

**2021**



## ENGINE MANAGEMENT

Air Flow Sensors, Electronic Throttle Bodies, Ignition Coils, High Pressure Fuel Pumps, Fuel Injectors/Pumps, Sensors, Variable Timing Gears/Solenoids, and Air Bypass Valves



## STEERING

Rack & Pinion Gears, Tie Rods, and Power Steering Pumps



## UNDERCAR

Antilocking Braking Sensors



## ROTATING ELECTRICAL

Alternators, Rectifiers, Regulators, and Starters



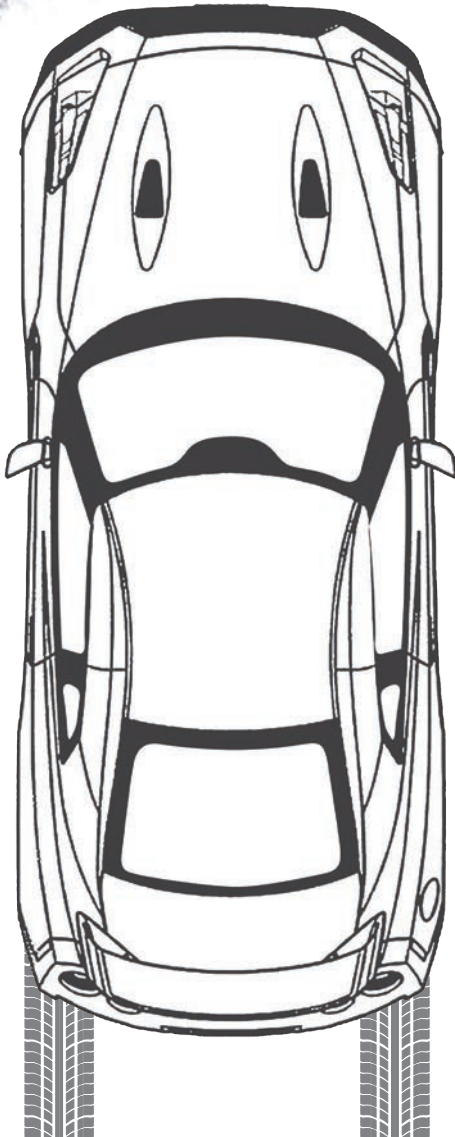
## COOLING & LUBRICATION

Oil Pump Front Covers, Oil/Water Pumps, Cooling Fan Components, and HVAC Control Modules



## CATEGORY TOTALS

Quality Matters



# MORE COVERAGE THAN EXPECTED

## ASIAN

## DOMESTIC

## EUROPEAN

<sup>S</sup><sub>K</sub><sub>U</sub> 325 <sup>V</sup><sub>I</sub><sub>O</sub> 155.7MM

<sup>S</sup><sub>K</sub><sub>U</sub> 192 <sup>V</sup><sub>I</sub><sub>O</sub> 234MM

<sup>S</sup><sub>K</sub><sub>U</sub> 229 <sup>V</sup><sub>I</sub><sub>O</sub> 85.2MM

<sup>S</sup><sub>K</sub><sub>U</sub> 80 <sup>V</sup><sub>I</sub><sub>O</sub> 23.5MM

<sup>S</sup><sub>K</sub><sub>U</sub> 3 <sup>V</sup><sub>I</sub><sub>O</sub> 1.4MM

<sup>S</sup><sub>K</sub><sub>U</sub> 1 <sup>V</sup><sub>I</sub><sub>O</sub> 20.7K

<sup>S</sup><sub>K</sub><sub>U</sub> 2 <sup>V</sup><sub>I</sub><sub>O</sub> 419K

<sup>S</sup><sub>K</sub><sub>U</sub> 2 <sup>V</sup><sub>I</sub><sub>O</sub> 1.76MM

<sup>S</sup><sub>K</sub><sub>U</sub> 89 <sup>V</sup><sub>I</sub><sub>O</sub> 34MM

<sup>S</sup><sub>K</sub><sub>U</sub> 36 <sup>V</sup><sub>I</sub><sub>O</sub> 7.72MM

<sup>S</sup><sub>K</sub><sub>U</sub> - <sup>V</sup><sub>I</sub><sub>O</sub> -

<sup>S</sup><sub>K</sub><sub>U</sub> 34 <sup>V</sup><sub>I</sub><sub>O</sub> 12.8MM

<sup>S</sup><sub>K</sub><sub>U</sub> 37 <sup>V</sup><sub>I</sub><sub>O</sub> 11.0MM

<sup>S</sup><sub>K</sub><sub>U</sub> 3 <sup>V</sup><sub>I</sub><sub>O</sub> 178.6K

<sup>S</sup><sub>K</sub><sub>U</sub> 6 <sup>V</sup><sub>I</sub><sub>O</sub> 432.6K

<sup>S</sup><sub>K</sub><sub>U</sub> 480 <sup>V</sup><sub>I</sub><sub>O</sub> 198.4MM

<sup>S</sup><sub>K</sub><sub>U</sub> 201 <sup>V</sup><sub>I</sub><sub>O</sub> 237.3MM

<sup>S</sup><sub>K</sub><sub>U</sub> 359 <sup>V</sup><sub>I</sub><sub>O</sub> 136.3MM

## MAF AIR FLOW SENSOR

### Air Flow Sensor

- Hitachi is a Tier 1 OE supplier for Air Flow Sensors
- Performs like OE to ensure quality and reliability out of the box
- Advanced automated manufacturing methods create precision sensors with tight tolerances and high repeatability
- Housings are designed to straighten and smooth air flow across precision manufactured sensing elements for accurate and consistent measurements
- Built-in bypass allows moisture and other impurities to exit the housing to reduce sensor contamination for increased accuracy and longevity



Category Overview

### The Hitachi Difference

Hitachi




Performs like OE in quality and reliability

Competitor



Designed for optimal air flow characteristics



Built-in contaminant bypass



Precision manufactured and assembled sensing elements



### Why Hitachi

- OE Tier 1 manufacturer for air flow sensors
- Designed to work with other system components
- Designed for optimal air flow ensuring accurate measurements
- Each part is tested before being shipped to ensure quality and dependability

# IGC IGNITION COIL



## Ignition Coil

- Hitachi is a Tier 1 OE supplier for Ignition Coils
- Performs like OE to ensure quality and reliability out of the box
- Restores original drivability characteristics
- Dependable energy output for efficient engine operation

**Asian**  
116 SKUs

**Domestic**  
57 SKUs  
*Category Overview*

**European**  
50 SKUs

## The Hitachi Difference

Hitachi		Competitor
	Higher energy output for efficient engine operation	
	Internal capacitor to minimize electrical noise	
	Welded electronic components for greater reliability	
	Higher turns ratio for increased voltage output	

## Why Hitachi

- OE Tier 1 manufacturer for ignition coils
- Designed to work with other system components
- Restores original drivability characteristics resulting in higher customer satisfaction
- Each part is tested before being shipped to ensure quality and dependability

## ETB ELECTRONIC THROTTLE BODY

### Electronic Throttle Body

- O-Ring/Gasket included when applicable
- Hitachi is a Tier 1 OE supplier for Electronic Throttle Bodies
- Performs like OE to ensure quality and reliability out of the box
- New throttle position sensor technology over OE design ensures smooth idle conditions and precise air flow metering when applicable
- Powerful electric motor provides quick and accurate response for optimal engine efficiency
- Detailed manufacturing tracking system

**Asian**  
19 SKUs

**Domestic**  
24 SKUs  
*Category Overview*

**European**  
0 SKUs



### The Hitachi Difference

Hitachi




Robust materials for longevity and reliability



Gear and component testing to ensure optimal performance



Built-in protection for critical components and sensors



Accurate TPS readings for precise engine control

Competitor



### Why Hitachi

- OE Tier 1 manufacturer for Electronic Throttle Bodies
- Designed to work with other system components
- Restores original drivability characteristics resulting in higher customer satisfaction
- Each part is tested before being shipped to ensure quality and dependability

**\$\$ MAKING A DIFFERENCE TO YOUR BOTTOM LINE! \$\$**

**How to Identify Aftermarket vs. OE**

*Caution! Save your profits and don't take back OE products!*




**Hitachi**

Part Number Label on TPS



**OE**

No Part Number Label on TPS



**Hitachi**

No barcode label



**OE**


Usually a barcode label

OE Specified Characteristic*	Hitachi	Competitor
Application Specific	✓	✓
Throttle Bore Diameter	✓	✓
Gear Diameter	✓	✗
Gear Material	✓	✗
Gear Tooth per Inch Count	✓	✗
TPS Protection	✓	✗
TPS Housing Material Durability	✓	✗
TPS Output Accuracy	✓	✗
TPS Temperature Resiliency	✓	✗

Pass: ✓

Fail: ✗

\* - For Hitachi part number ETB0019 and competitor equivalent part number



**TPS Protection**

Protection of this electronic sensor is paramount to the vehicle's smooth and reliable operation. Sensitive to contamination, the TPS relies on an electrical contact to determine the throttle position. Dirt, moisture or other contaminants on this contact surface can cause false readings that may result in drivability issues.



**TPS Output Accuracy**

Accuracy is key to efficiency and today's vehicles are as efficient as they ever have been. Throttle position accuracy allows the engine to run as optimally as possible as fuel trim levels, timing, and other parameters are affected by the amount of air that enters the engine. Inaccurate readings can result in rough idle, check engine lights, and other drivability issues.

**TABLE OF CONTENTS**

American Motors.....	3	<b>Nissan</b>	
Avanti.....	3	Nissan.....	1063
Checker.....	3	Renault.....	1300
INFINITI.....	3	<b>Saab</b>	
<b>BMW</b>		Saab.....	1301
BMW.....	123	<b>Subaru</b>	
Mini.....	239	Subaru.....	1306
<b>Daimler AG</b>		<b>Suzuki</b>	
Mercedes-Benz.....	252	Suzuki.....	1320
Smart.....	552	<b>Tata Motors</b>	
<b>Fiat Chrysler</b>		Jaguar.....	1323
Alfa Romeo.....	553	Land Rover.....	1327
Chrysler.....	553	<b>Toyota</b>	
Dodge.....	563	Lexus.....	1332
Eagle.....	584	Scion.....	1340
Ferrari.....	587	Toyota.....	1342
Jeep.....	588	<b>Volkswagen</b>	
Peugeot.....	597	Audi.....	1368
Plymouth.....	600	Porsche.....	1521
Ram.....	603	Seat.....	1527
<b>Ford</b>		Volkswagen.....	1529
Ford.....	608	<b>Volvo</b>	
Lincoln.....	703	Volvo.....	1689
Mercury.....	718		
<b>General Motors</b>			
Buick.....	733		
Cadillac.....	756		
Chevrolet.....	782		
GMC.....	885		
Hummer.....	947		
Oldsmobile.....	949		
Pontiac.....	957		
Saturn.....	974		
<b>Honda</b>			
Acura.....	981		
Honda.....	988		
<b>Hyundai</b>			
Genesis.....	1004		
Hyundai.....	1004		
Kia.....	1020		
<b>Isuzu</b>			
Isuzu.....	1030		
<b>Mazda</b>			
Mazda.....	1034		
<b>Mitsubishi</b>			
Mitsubishi.....	1051		



## TABLE OF CONTENTS

### Interchange Information

ABS Wheel Speed Sensor.....	1706
Air Charge Temperature Sensor.....	1707
Air Suspension Compressor.....	1708
Alternator.....	1709
Automatic Transmission Speed Sensor.....	1711
Diesel Glow Plug Relay.....	1712
Direct Injection High Pressure Fuel Pump.....	1713
Electric Fuel Pump.....	1714
Engine Camshaft Position Sensor.....	1715
Engine Coolant Temperature Sensor.....	1716
Engine Cooling Fan Clutch.....	1717
Engine Crankshaft Position Sensor.....	1718
Engine Oil Pump.....	1719
Engine Oil Pump Cover.....	1720
Engine Rocker Arm.....	1721
Engine Valve Lifter.....	1722
Engine Variable Valve Timing (VVT) Solenoid.....	1723
Engine Variable Valve Timing (VVT) Solenoid	
Engine Variable Valve Timing (VVT) Sprocket.....	1725
Engine Water Pump.....	1726
Fuel Injection Pressure Regulator.....	1727
Fuel Injection Throttle Body.....	1728
Fuel Injector.....	1730
Fuel Pump.....	1732
Fuel Pump Control Module.....	1733
Fuel Pump Driver Module.....	1734
Fuel Pump Module Assembly.....	1735
HVAC Blower Control Module.....	1736
Idle Air Control Valve.....	1737
Ignition Coil.....	1739
Ignition Control Module.....	1745
Ignition Igniter.....	1746
Ignition Knock (Detonation) Sensor.....	1747
Manifold Absolute Pressure Sensor.....	1748
Mass Air Flow Sensor.....	1749
Power Steering Pump.....	1753
Rack and Pinion Assembly.....	1755
Spark Plug Wire.....	1756
Starter Motor.....	1757
Steering Tie Rod.....	1758
Throttle Position Sensor.....	1759
Vehicle Speed Sensor.....	1760
Voltage Regulator.....	1761

Vehicle	Part Type	Engine Size	Trim	Note(s)	Part Number
<b>1980 American Motors</b>					
Concord	Ignition Coil	2.5L	Base, DL, Limited		IGC0100
Spirit	Ignition Coil	2.5L	Base, DL, Limited		IGC0100
<b>1981 American Motors</b>					
Concord	Ignition Coil	2.5L	Base, DL, Limited		IGC0100
Eagle	Ignition Coil	2.5L	Base, DL Kammback, DL SX4, Kammback, Limited, SX4		IGC0100
Spirit	Ignition Coil	2.5L	Base, DL		IGC0100
<b>1980 Avanti</b>					
II	Ignition Coil	5.7L	Base		IGC0100
<b>1975 Checker</b>					
Marathon	Ignition Coil	4.1L, 5.7L	Aerobus, Base, Deluxe		IGC0100
<b>1976 Checker</b>					
Marathon	Ignition Coil	4.1L, 5.7L	Base, Deluxe		IGC0100
<b>1977 Checker</b>					
Marathon	Ignition Coil	4.1L, 5.0L, 5.7L	Base, Deluxe		IGC0100
<b>1978 Checker</b>					
Marathon	Ignition Coil	4.1L, 5.0L, 5.7L	Base, Deluxe		IGC0100
<b>1979 Checker</b>					
Marathon	Ignition Coil	4.1L, 5.0L, 5.7L	Base, Deluxe		IGC0100
<b>1980 Checker</b>					
Marathon	Ignition Coil	3.8L, 4.4L, 5.0L, 5.7L	Base, Deluxe		IGC0100
<b>1981 Checker</b>					
Marathon	Ignition Coil	3.8L, 4.4L, 5.0L, 5.7L	Base, Deluxe		IGC0100
<b>1982 Checker</b>					
Marathon	Ignition Coil	3.8L, 4.4L, 5.7L	Base, Deluxe		IGC0100
<b>1990 INFINITI</b>					
M30	Idle Air Control Valve	3.0L	Base	Actual OE	ABV0083
M30	Ignition Knock (Detonation) Sensor	3.0L	Base	Actual OE	KNS0002
M30	Engine Oil Pump	3.0L	Base	Actual OE, OIL PUMP	OUP0019

Vehicle	Part Type	Engine Size	Trim	Note(s)	Part Number
<b>1990 INFINITI (cont'd)</b>					
M30	Engine Rocker Arm	3.0L	Base	VG30E, F31, 4 pieces, Actual OE	RKV0001
M30	Engine Valve Lifter	3.0L	Base	4 pieces, Actual OE	VLL0001
Q45	Alternator	4.5L	Base	Actual OE	ALR0009
Q45	Ignition Coil	4.5L	Base	W/O Ignition Coil Protector, Right, Actual OE	IGC0029
Q45	Ignition Coil	4.5L	Base	Left, Actual OE	IGC0032
Q45	Ignition Knock (Detonation) Sensor	4.5L	Base	Actual OE	KNS0001
Q45	Fuel Injection Pressure Regulator	4.5L	Base	Actual OE	PRR0006
<b>1991 INFINITI</b>					
G20	Fuel Injector	2.0L	Base	Actual OE	FIJ0017
G20	Ignition Knock (Detonation) Sensor	2.0L	Base	Actual OE	KNS0001
G20	Engine Oil Pump Cover	2.0L	Base	SR20DE, P10, Actual OE	OFC0007
G20	Fuel Injection Pressure Regulator	2.0L	Base	Actual OE	PRR0003
M30	Idle Air Control Valve	3.0L	Base	Actual OE	ABV0083
M30	Ignition Knock (Detonation) Sensor	3.0L	Base	Actual OE	KNS0002
M30	Engine Oil Pump	3.0L	Base	Actual OE, OIL PUMP	OUP0019
M30	Engine Rocker Arm	3.0L	Base	VG30E, F31, 4 pieces, Actual OE	RKV0001
M30	Engine Valve Lifter	3.0L	Base	4 pieces, Actual OE	VLL0001
Q45	Alternator	4.5L	A, Base	Actual OE	ALR0009
Q45	Ignition Coil	4.5L	A, Base	W/O Ignition Coil Protector, Right, Actual OE	IGC0029
Q45	Ignition Coil	4.5L	A, Base	Left, Actual OE	IGC0032
Q45	Ignition Knock (Detonation) Sensor	4.5L	A, Base	Actual OE	KNS0001
Q45	Fuel Injection Pressure Regulator	4.5L	A, Base	Actual OE	PRR0006
<b>1992 INFINITI</b>					
G20	Fuel Injector	2.0L	Base	Actual OE	FIJ0017

Vehicle	Part Type	Engine Size	Trim	Note(s)	Part Number
<b>1992 INFINITI (cont'd)</b>					
G20	Ignition Knock (Detonation) Sensor	2.0L	Base	Actual OE	KNS0001
G20	Engine Oil Pump Cover	2.0L	Base	SR20DE, P10, Actual OE	OFC0007
G20	Fuel Injection Pressure Regulator	2.0L	Base	Actual OE	PRR0003
M30	Ignition Knock (Detonation) Sensor	3.0L	Base	Actual OE	KNS0002
M30	Engine Valve Lifter	3.0L	Base	4 pieces, Actual OE	VLL0001
Q45	Alternator	4.5L	A, Base	Actual OE	ALR0009
Q45	Ignition Coil	4.5L	A, Base	W/O Ignition Coil Protector, Right, Actual OE	IGC0029
Q45	Ignition Coil	4.5L	A, Base	Left, Actual OE	IGC0032
Q45	Ignition Knock (Detonation) Sensor	4.5L	A, Base	Actual OE	KNS0001
Q45	Fuel Injection Pressure Regulator	4.5L	A, Base	Actual OE	PRR0006
<b>1993 INFINITI</b>					
G20	Fuel Injector	2.0L	Base	Actual OE	FIJ0017
G20	Ignition Knock (Detonation) Sensor	2.0L	Base	Actual OE	KNS0001
G20	Engine Oil Pump Cover	2.0L	Base	SR20DE, P10, Actual OE	OFC0007
G20	Fuel Injection Pressure Regulator	2.0L	Base	Actual OE	PRR0003
J30	Idle Air Control Valve	3.0L	Base, T	Actual OE	ABV0082
J30	Fuel Injector	3.0L	Base, T	Actual OE	FIJ0010
J30	Ignition Coil	3.0L	Base, T	Actual OE	IGC0076
J30	Ignition Knock (Detonation) Sensor	3.0L	Base, T	Actual OE	KNS0001
Q45	Alternator	4.5L	A, Base	Actual OE	ALR0009
Q45	Ignition Coil	4.5L	A, Base	W/O Ignition Coil Protector, Right, Actual OE	IGC0029
Q45	Ignition Coil	4.5L	A, Base	Cylinders 1 Through 2, From 02/1993, Right, Actual OE	IGC0030
Q45	Ignition Coil	4.5L	A, Base	Left, Actual OE	IGC0032

Vehicle	Part Type	Engine Size	Trim	Note(s)	Part Number
<b>1993 INFINITI (cont'd)</b>					
Q45	Ignition Knock (Detonation) Sensor	4.5L	A, Base	Actual OE	KNS0001
Q45	Fuel Injection Pressure Regulator	4.5L	A, Base	Actual OE	PRR0006
Q45	Engine Water Pump	4.5L	A, Base	Gasket, Actual OE	WUP0034
<b>1994 INFINITI</b>					
G20	Fuel Injector	2.0L	Base, T	Actual OE	FIJ0010
G20	Ignition Knock (Detonation) Sensor	2.0L	Base, T	Actual OE	KNS0001
G20	Engine Oil Pump Cover	2.0L	Base, T	SR20DE, P10, Actual OE	OFC0007
G20	Fuel Injection Pressure Regulator	2.0L	Base, T	Actual OE	PRR0007
J30	Idle Air Control Valve	3.0L	Base, T	Actual OE	ABV0082
J30	Fuel Injector	3.0L	Base, T	Actual OE	FIJ0010
J30	Ignition Coil	3.0L	Base, T	w/o Protector, Actual OE	IGC0076
J30	Ignition Knock (Detonation) Sensor	3.0L	Base, T	Actual OE	KNS0001
Q45	Alternator	4.5L	A, Base, T	Actual OE	ALR0009
Q45	Ignition Coil	4.5L	A, Base, T	W/O Ignition Coil Protector, Right, Actual OE	IGC0029
Q45	Ignition Coil	4.5L	A, Base, T	Cylinders 1 Through 2; Complete Unit, Right, Actual OE	IGC0030
Q45	Ignition Coil	4.5L	A, Base, T	Left, Actual OE	IGC0032
Q45	Ignition Knock (Detonation) Sensor	4.5L	A, Base, T	Actual OE	KNS0001
Q45	Fuel Injection Pressure Regulator	4.5L	A, Base, T	Actual OE	PRR0006
Q45	Engine Water Pump	4.5L	A, Base, T	Gasket, Actual OE	WUP0034
<b>1995 INFINITI</b>					
G20	Engine Crankshaft Position Sensor	2.0L	Base, T	Manual, Actual OE, CRANK ANGLE SENSOR	CAS0001

Vehicle	Part Type	Engine Size	Trim	Note(s)	Part Number
<b>1995 INFINITI (cont'd)</b>					
G20	Engine Crankshaft Position Sensor	2.0L	Base, T	RE4F03A, 4, Transaxle, Automatic, Actual OE, CRANK ANGLE SENSOR	CAS0002
G20	Engine Crankshaft Position Sensor	2.0L	Base, T	RE4F03V, 4, Transaxle, Automatic, Actual OE, CRANK ANGLE SENSOR	CAS0002
G20	Fuel Injector	2.0L	Base, T	Actual OE	FIJ0010
G20	Ignition Knock (Detonation) Sensor	2.0L	Base, T	Actual OE	KNS0001
G20	Mass Air Flow Sensor	2.0L	Base, T	From 04/1995, Actual OE	MAF0001
G20	Engine Oil Pump Cover	2.0L	Base, T	SR20DE, P10, Actual OE	OFC0007
G20	Fuel Injection Pressure Regulator	2.0L	Base, T	Actual OE	PRR0007
J30	Idle Air Control Valve	3.0L	Base, T	Actual OE	ABV0082
J30	Engine Crankshaft Position Sensor	3.0L	Base, T	Actual OE, CRANK ANGLE SENSOR	CAS0003
J30	Fuel Injector	3.0L	Base, T	Actual OE	FIJ0010
J30	Ignition Coil	3.0L	Base, T	w/o Protector, Actual OE	IGC0076
J30	Ignition Knock (Detonation) Sensor	3.0L	Base, T	Actual OE	KNS0001
J30	Air Charge Temperature Sensor	3.0L	Base, T	Actual OE	TMS0003
Q45	Alternator	4.5L	A, Base, T	Actual OE	ALR0009
Q45	Ignition Coil	4.5L	A, Base, T	Cylinders 3 Through 8, From 07/1995, Left, Actual OE	IGC0017
Q45	Ignition Coil	4.5L	A, Base, T	W/O Ignition Coil Protector, To 07/1995, Right, Actual OE	IGC0029
Q45	Ignition Coil	4.5L	A, Base, T	Cylinders 1 Through 2, To 07/1995, Right, Actual OE	IGC0030
Q45	Ignition Coil	4.5L	A, Base, T	Cylinder #s 3-8; W/O Ignition Coil Protector, To 07/1995, Left, Actual OE	IGC0032

Vehicle	Part Type	Engine Size	Trim	Note(s)	Part Number
<b>1995 INFINITI (cont'd)</b>					
Q45	Ignition Coil	4.5L	A, Base, T	Cylinder #s 3-8;W/ Ignition Coil Protector, To 07/1995, Left, Actual OE	IGC0033
Q45	Ignition Knock (Detonation) Sensor	4.5L	A, Base, T	Actual OE	KNS0001
Q45	Fuel Injection Pressure Regulator	4.5L	A, Base, T	Actual OE	PRR0006
Q45	Air Charge Temperature Sensor	4.5L	A, Base, T	Actual OE	TMS0003
Q45	Engine Variable Valve Timing (VVT) Solenoid	4.5L	A, Base, T	Gasket, Actual OE	VTS0009
Q45	Engine Water Pump	4.5L	A, Base, T	Gasket, Actual OE	WUP0034
<b>1996 INFINITI</b>					
G20	Engine Crankshaft Position Sensor	2.0L	Base, T	Manual, Actual OE, CRANK ANGLE SENSOR	CAS0001
G20	Engine Crankshaft Position Sensor	2.0L	Base, T	RE4F03A, 4, Transaxle, Automatic, Actual OE, CRANK ANGLE SENSOR	CAS0002
G20	Engine Crankshaft Position Sensor	2.0L	Base, T	RE4F03V, 4, Transaxle, Automatic, Actual OE, CRANK ANGLE SENSOR	CAS0002
G20	Fuel Injector	2.0L	Base, T	Actual OE	FIJ0010
G20	Ignition Knock (Detonation) Sensor	2.0L	Base, T	Actual OE	KNS0001
G20	Mass Air Flow Sensor	2.0L	Base, T	From 04/1995, Actual OE	MAF0001
G20	Engine Oil Pump Cover	2.0L	Base, T	SR20DE, P10, Actual OE	OFC0007
G20	Fuel Injection Pressure Regulator	2.0L	Base, T	Actual OE	PRR0007
I30	Alternator	3.0L	Base, T	Actual OE	ALR0020
I30	Fuel Injector	3.0L	Base, T	Actual OE	FIJ0023
I30	Electric Fuel Pump	3.0L	Base, T	In-Tank, Actual OE, PUMP ONLY	FUP0015

Vehicle	Part Type	Engine Size	Trim	Note(s)	Part Number
<b>1996 INFINITI (cont'd)</b>					
I30	Fuel Pump	3.0L	Base, T	W/ FUEL PUMP STRAINER, SPECIAL ORDER ONLY	FUP3362HU-D
I30	Ignition Coil	3.0L	Base, T	Right, Actual OE	IGC0012
I30	Ignition Coil	3.0L	Base, T	Left, Actual OE	IGC0015
I30	Ignition Knock (Detonation) Sensor	3.0L	Base, T	Actual OE	KNS0001
I30	Fuel Injection Pressure Regulator	3.0L	Base, T	Actual OE	PRR0003
I30	Power Steering Pump	3.0L	Base, T	2 washers, Actual OE	PSP0002
I30	Starter Motor	3.0L	Base, T	Actual OE	STR0015
I30	Air Charge Temperature Sensor	3.0L	Base, T	At Air Duct, Actual OE	TMS0003
I30	Throttle Position Sensor	3.0L	Base, T	Except California Models, Manual, Actual OE	TPS0003
J30	Idle Air Control Valve	3.0L	Base, T	Actual OE	ABV0082
J30	Engine Crankshaft Position Sensor	3.0L	Base, T	Actual OE, CRANK ANGLE SENSOR	CAS0003
J30	Fuel Injector	3.0L	Base, T	Actual OE	FIJ0010
J30	Ignition Coil	3.0L	Base, T	w/o Protector, Actual OE	IGC0076
J30	Ignition Knock (Detonation) Sensor	3.0L	Base, T	Actual OE	KNS0001
J30	Air Charge Temperature Sensor	3.0L	Base, T	Actual OE	TMS0003
J30	Throttle Position Sensor	3.0L	Base, T	Actual OE	TPS0005
Q45	Alternator	4.5L	A, Base, T	Actual OE	ALR0009
Q45	Ignition Coil	4.5L	A, Base, T	Cylinders 3 Through 8, w/o bracket and screws/*Boot, Spring, complete assy, Left, Actual OE	IGC0017
Q45	Ignition Knock (Detonation) Sensor	4.5L	A, Base, T	Actual OE	KNS0001
Q45	Fuel Injection Pressure Regulator	4.5L	A, Base, T	Actual OE	PRR0006



Vehicle	Part Type	Engine Size	Trim	Note(s)	Part Number
<b>1996 INFINITI (cont'd)</b>					
Q45	Air Charge Temperature Sensor	4.5L	A, Base, T	Actual OE	TMS0003
Q45	Engine Variable Valve Timing (VVT) Solenoid	4.5L	A, Base, T	Gasket, Actual OE	VTS0009
Q45	Engine Water Pump	4.5L	A, Base, T	Gasket, Actual OE	WUP0034
<b>1997 INFINITI</b>					
I30	Alternator	3.0L	Base, T	From 06/1997, Actual OE	ALR0002
I30	Alternator	3.0L	Base, T	From 06/1997, Actual OE	ALR0011
I30	Alternator	3.0L	Base, T	Actual OE	ALR0020
I30	Fuel Injector	3.0L	Base, T	Actual OE	FIJ0023
I30	Electric Fuel Pump	3.0L	Base, T	In-Tank, Actual OE, PUMP ONLY	FUP0015
I30	Fuel Pump	3.0L	Base, T	W/ FUEL PUMP STRAINER, SPECIAL ORDER ONLY	FUP3362HU-D
I30	Ignition Coil	3.0L	Base, T	Right, Actual OE	IGC0012
I30	Ignition Coil	3.0L	Base, T	Left, Actual OE	IGC0015
I30	Ignition Knock (Detonation) Sensor	3.0L	Base, T	Actual OE	KNS0001
I30	Vapor Canister Vent Solenoid	3.0L	Base, T	Actual OE	PCV0001
I30	Fuel Injection Pressure Regulator	3.0L	Base, T	Actual OE	PRR0003
I30	Power Steering Pump	3.0L	Base, T	2 washers, Actual OE	PSP0002
I30	Starter Motor	3.0L	Base, T	Actual OE	STR0015
I30	Air Charge Temperature Sensor	3.0L	Base, T	At Air Duct, Actual OE	TMS0003
I30	Throttle Position Sensor	3.0L	Base, T	Except California Models, Manual, Actual OE	TPS0003
J30	Idle Air Control Valve	3.0L	Base, T	Actual OE	ABV0082
J30	Engine Crankshaft Position Sensor	3.0L	Base, T	Actual OE, CRANK ANGLE SENSOR	CAS0003
J30	Fuel Injector	3.0L	Base, T	Actual OE	FIJ0010
J30	Ignition Coil	3.0L	Base, T	w/o Protector, Actual OE	IGC0076

Vehicle	Part Type	Engine Size	Trim	Note(s)	Part Number
<b>1997 INFINITI (cont'd)</b>					
J30	Ignition Knock (Detonation) Sensor	3.0L	Base, T	Actual OE	KNS0001
J30	Air Charge Temperature Sensor	3.0L	Base, T	Actual OE	TMS0003
J30	Throttle Position Sensor	3.0L	Base, T	Actual OE	TPS0005
Q45	Alternator	4.1L	Base, T	Actual OE	ALR0010
Q45	Engine Crankshaft Position Sensor	4.1L	Base, T	Actual OE, CRANK ANGLE SENSOR	CAS0001
Q45	Ignition Coil	4.1L	Base, T	Actual OE	IGC0013
Q45	Ignition Knock (Detonation) Sensor	4.1L	Base, T	Actual OE	KNS0001
Q45	Vapor Canister Vent Solenoid	4.1L	Base, T	From 07/1997, Actual OE	PCV0001
Q45	Manifold Absolute Pressure Sensor	4.1L	Base, T	Fuel Tank, Actual OE	PRS0001
Q45	Air Charge Temperature Sensor	4.1L	Base, T	Actual OE	TMS0003
Q45	Engine Water Pump	4.1L	Base, T	Gasket, Actual OE	WUP0034
QX4	Alternator	3.3L	Base	Actual OE	ALR0003
QX4	Fuel Injector	3.3L	Base	Select Use (Black Dot), any color can be used if all injectors are replaced, or else color must match, Actual OE	FIJ0006
QX4	Electric Fuel Pump	3.3L	Base	In-Tank, Actual OE, PUMP ONLY	FUP0016
QX4	Fuel Pump	3.3L	Base	W/ FUEL PUMP STRAINER, SPECIAL ORDER ONLY	FUP3362HU-D
QX4	Ignition Knock (Detonation) Sensor	3.3L	Base	Actual OE	KNS0001
QX4	Mass Air Flow Sensor	3.3L	Base	To 07/1997, Actual OE	MAF0024
QX4	Mass Air Flow Sensor	3.3L	Base	From 07/1997, Actual OE	MAF0025
QX4	Engine Oil Pump	3.3L	Base	Actual OE, OIL PUMP	OUP0025
QX4	Vapor Canister Vent Solenoid	3.3L	Base	From 07/1997, Actual OE	PCV0001

Vehicle	Part Type	Engine Size	Trim	Note(s)	Part Number
<b>1997 INFINITI (cont'd)</b>					
QX4	Manifold Absolute Pressure Sensor	3.3L	Base	Manifold, From 07/1997, Actual OE	PRS0001
QX4	Power Steering Pump	3.3L	Base	2 washers, Actual OE	PSP0014
QX4	Engine Rocker Arm	3.3L	Base	VG33E, JR50, 4 pieces, Actual OE	RKV0001
QX4	Air Charge Temperature Sensor	3.3L	Base	Actual OE	TMS0003
QX4	Throttle Position Sensor	3.3L	Base	Actual OE	TPS0006
QX4	Engine Valve Lifter	3.3L	Base	4 pieces, Actual OE	VLL0001
QX4	Engine Water Pump	3.3L	Base	Gasket, Actual OE	WUP0036
<b>1998 INFINITI</b>					
I30	Alternator	3.0L	Base, T	Actual OE	ALR0002
I30	Alternator	3.0L	Base, T	Actual OE	ALR0011
I30	Fuel Injector	3.0L	Base, T	Actual OE	FIJ0023
I30	Electric Fuel Pump	3.0L	Base, T	In-Tank, Actual OE, PUMP ONLY	FUP0015
I30	Fuel Pump	3.0L	Base, T	W/ FUEL PUMP STRAINER, From 06/1997, To 09/1997, SPECIAL ORDER ONLY	FUP3362HU-D
I30	Ignition Coil	3.0L	Base, T	Right, Actual OE	IGC0012
I30	Ignition Coil	3.0L	Base, T	Left, Actual OE	IGC0015
I30	Ignition Knock (Detonation) Sensor	3.0L	Base, T	Actual OE	KNS0001
I30	Vapor Canister Vent Solenoid	3.0L	Base, T	Actual OE	PCV0001
I30	Fuel Injection Pressure Regulator	3.0L	Base, T	Actual OE	PRR0003
I30	Power Steering Pump	3.0L	Base, T	2 washers, Actual OE	PSP0002
I30	Starter Motor	3.0L	Base, T	Actual OE	STR0015
I30	Air Charge Temperature Sensor	3.0L	Base, T	At Air Duct, Actual OE	TMS0003
Q45	Alternator	4.1L	Base, T	Actual OE	ALR0010
Q45	Engine Crankshaft Position Sensor	4.1L	Base, T	Actual OE, CRANK ANGLE SENSOR	CAS0001
Q45	Ignition Coil	4.1L	Base, T	Actual OE	IGC0013

Vehicle	Part Type	Engine Size	Trim	Note(s)	Part Number
<b>1998 INFINITI (cont'd)</b>					
Q45	Ignition Knock (Detonation) Sensor	4.1L	Base, T	Actual OE	KNS0001
Q45	Vapor Canister Vent Solenoid	4.1L	Base, T	Actual OE	PCV0001
Q45	Manifold Absolute Pressure Sensor	4.1L	Base, T	Fuel Tank, Actual OE	PRS0001
Q45	Power Steering Pump	4.1L	Base, T	From 01/1998, 2 washers, Actual OE	PSP0021
Q45	Air Charge Temperature Sensor	4.1L	Base, T	Actual OE	TMS0003
Q45	Engine Water Pump	4.1L	Base, T	Gasket, Actual OE	WUP0034
QX4	Alternator	3.3L	Base	Actual OE	ALR0003
QX4	Fuel Injector	3.3L	Base	Select Use (Black Dot), any color can be used if all injectors are replaced, or else color must match, Actual OE	FIJ0006
QX4	Electric Fuel Pump	3.3L	Base	In-Tank, Actual OE, PUMP ONLY	FUP0012
QX4	Fuel Pump	3.3L	Base	W/ FUEL PUMP STRAINER, SPECIAL ORDER ONLY	FUP3362HU-D
QX4	Ignition Knock (Detonation) Sensor	3.3L	Base	Actual OE	KNS0001
QX4	Mass Air Flow Sensor	3.3L	Base	Actual OE	MAF0025
QX4	Engine Oil Pump	3.3L	Base	Actual OE, OIL PUMP	OUP0025
QX4	Vapor Canister Vent Solenoid	3.3L	Base	Actual OE	PCV0001
QX4	Manifold Absolute Pressure Sensor	3.3L	Base	Manifold, Actual OE	PRS0001
QX4	Power Steering Pump	3.3L	Base	2 washers, Actual OE	PSP0014
QX4	Engine Rocker Arm	3.3L	Base	VG33E, JR50, 4 pieces, Actual OE	RKV0001
QX4	Air Charge Temperature Sensor	3.3L	Base	Actual OE	TMS0003
QX4	Throttle Position Sensor	3.3L	Base	Actual OE	TPS0006
QX4	Engine Valve Lifter	3.3L	Base	4 pieces, Actual OE	VLL0001

Vehicle	Part Type	Engine Size	Trim	Note(s)	Part Number
<b>1998 INFINITI (cont'd)</b>					
QX4	Engine Water Pump	3.3L	Base	Gasket, Actual OE	WUP0036
<b>1999 INFINITI</b>					
G20	Engine Crankshaft Position Sensor	2.0L	Base, T	Manual, Actual OE, CRANK ANGLE SENSOR	CAS0001
G20	Engine Crankshaft Position Sensor	2.0L	Base, T	Automatic, Actual OE, CRANK ANGLE SENSOR	CAS0002
G20	Fuel Injector	2.0L	Base, T	To 07/1999, Actual OE	FIJ0010
G20	Fuel Injector	2.0L	Base, T	From 07/1999, Actual OE	FIJ0020
G20	Ignition Knock (Detonation) Sensor	2.0L	Base, T	Actual OE	KNS0001
G20	Mass Air Flow Sensor	2.0L	Base, T	To 07/1999, Actual OE	MAF0001
G20	Mass Air Flow Sensor	2.0L	Base, T	From 07/1999, Housing, Actual OE	MAF0097
G20	Engine Oil Pump Cover	2.0L	Base, T	To 07/1999, SR20DE, P11, Actual OE	OFC0007
G20	Engine Oil Pump Cover	2.0L	Base, T	From 07/1999, SR20DE, P11, Actual OE	OFC0008
G20	Vapor Canister Vent Solenoid	2.0L	Base, T	Actual OE	PCV0001
G20	Fuel Injection Pressure Regulator	2.0L	Base, T	Actual OE	PRR0007
G20	Manifold Absolute Pressure Sensor	2.0L	Base, T	Actual OE	PRS0001
G20	Power Steering Pump	2.0L	Base, T	2 washers, Actual OE	PSP0027
G20	Spark Plug Wire	2.0L	Base, T	From 07/1999, SPECIAL ORDER ONLY	SPW4280HU-D
G20	Starter Motor	2.0L	Base, T	Actual OE	STR0017
G20	Air Charge Temperature Sensor	2.0L	Base, T	Actual OE	TMS0003
G20	Throttle Position Sensor	2.0L	Base, T	Actual OE	TPS0005
I30	Alternator	3.0L	Base, T	Actual OE	ALR0002
I30	Alternator	3.0L	Base, T	Actual OE	ALR0011
I30	Fuel Injector	3.0L	Base, T	Actual OE	FIJ0023
I30	Electric Fuel Pump	3.0L	Base, T	In-Tank, Actual OE, PUMP ONLY	FUP0015

Vehicle	Part Type	Engine Size	Trim	Note(s)	Part Number
<b>1999 INFINITI (cont'd)</b>					
I30	Ignition Coil	3.0L	Base, T	Right, Actual OE	IGC0012
I30	Ignition Coil	3.0L	Base, T	Left, Actual OE	IGC0015
I30	Ignition Knock (Detonation) Sensor	3.0L	Base, T	Actual OE	KNS0001
I30	Vapor Canister Vent Solenoid	3.0L	Base, T	Actual OE	PCV0001
I30	Fuel Injection Pressure Regulator	3.0L	Base, T	Actual OE	PRR0003
I30	Power Steering Pump	3.0L	Base, T	2 washers, Actual OE	PSP0002
I30	Starter Motor	3.0L	Base, T	Actual OE	STR0015
I30	Air Charge Temperature Sensor	3.0L	Base, T	Actual OE	TMS0003
Q45	Alternator	4.1L	Base, T	Actual OE	ALR0010
Q45	Engine Crankshaft Position Sensor	4.1L	Base, T	Actual OE, CRANK ANGLE SENSOR	CAS0001
Q45	Ignition Coil	4.1L	Base, T	Actual OE	IGC0013
Q45	Ignition Knock (Detonation) Sensor	4.1L	Base, T	Actual OE	KNS0001
Q45	Vapor Canister Vent Solenoid	4.1L	Base, T	Actual OE	PCV0001
Q45	Manifold Absolute Pressure Sensor	4.1L	Base, T	Fuel Tank, Actual OE	PRS0001
Q45	Power Steering Pump	4.1L	Base, T	2 washers, Actual OE	PSP0021
Q45	Air Charge Temperature Sensor	4.1L	Base, T	Actual OE	TMS0003
Q45	Engine Water Pump	4.1L	Base, T	Gasket, Actual OE	WUP0034
QX4	Alternator	3.3L	Base	Actual OE	ALR0003
QX4	Fuel Injector	3.3L	Base	Select Use (Black Dot), any color can be used if all injectors are replaced, or else color must match, Actual OE	FIJ0006
QX4	Electric Fuel Pump	3.3L	Base	In-Tank, Actual OE, PUMP ONLY	FUP0012
QX4	Ignition Knock (Detonation) Sensor	3.3L	Base	Actual OE	KNS0001
QX4	Mass Air Flow Sensor	3.3L	Base	Actual OE	MAF0025

Vehicle	Part Type	Engine Size	Trim	Note(s)	Part Number
<b>1999 INFINITI (cont'd)</b>					
QX4	Engine Oil Pump	3.3L	Base	Actual OE, OIL PUMP	OUP0025
QX4	Vapor Canister Vent Solenoid	3.3L	Base	Actual OE	PCV0001
QX4	Manifold Absolute Pressure Sensor	3.3L	Base	Manifold, Actual OE	PRS0001
QX4	Power Steering Pump	3.3L	Base	2 washers, Actual OE	PSP0014
QX4	Engine Rocker Arm	3.3L	Base	VG33E, JR50, 4 pieces, Actual OE	RKV0001
QX4	Air Charge Temperature Sensor	3.3L	Base	Actual OE	TMS0003
QX4	Throttle Position Sensor	3.3L	Base	Actual OE	TPS0006
QX4	Engine Valve Lifter	3.3L	Base	4 pieces, Actual OE	VLL0001
QX4	Engine Water Pump	3.3L	Base	Gasket, Actual OE	WUP0036
<b>2000 INFINITI</b>					
G20	Idle Air Control Valve	2.0L	Base, T	Gasket, Actual OE	ABV0040
G20	Engine Crankshaft Position Sensor	2.0L	Base, T	Manual, Actual OE, CRANK ANGLE SENSOR	CAS0001
G20	Engine Crankshaft Position Sensor	2.0L	Base, T	RE4F02V, 4, Transaxle, Automatic, Actual OE, CRANK ANGLE SENSOR	CAS0002
G20	Engine Crankshaft Position Sensor	2.0L	Base, T	RE4F03A, 4, Transaxle, Automatic, Actual OE, CRANK ANGLE SENSOR	CAS0002
G20	Fuel Injector	2.0L	Base, T	Actual OE	FIJ0020
G20	Ignition Knock (Detonation) Sensor	2.0L	Base, T	Actual OE	KNS0001
G20	Mass Air Flow Sensor	2.0L	Base, T	Housing, Actual OE	MAF0097
G20	Mass Air Flow Sensor	2.0L	Base, T	No Housing, Actual OE	MAF0098
G20	Engine Oil Pump Cover	2.0L	Base, T	SR20DE, P11, Actual OE	OFC0008
G20	Vapor Canister Vent Solenoid	2.0L	Base, T	Actual OE	PCV0001
G20	Manifold Absolute Pressure Sensor	2.0L	Base, T	Actual OE	PRS0001

Vehicle	Part Type	Engine Size	Trim	Note(s)	Part Number
<b>2000 INFINITI (cont'd)</b>					
G20	Power Steering Pump	2.0L	Base, T	2 washers, Actual OE	PSP0027
G20	Spark Plug Wire	2.0L	Base, T	To 11/1999, SPECIAL ORDER ONLY	SPW4280HU-D
G20	Air Charge Temperature Sensor	2.0L	Base, T	Actual OE	TMS0003
G20	Throttle Position Sensor	2.0L	Base, T	Actual OE, With screws	TPS0001
G20	Throttle Position Sensor	2.0L	Base, T	Actual OE, Without screws	TPS0014
I30	Idle Air Control Valve	3.0L	Base, T	Gasket, Actual OE	ABV0039
I30	Alternator	3.0L	Base, T	Actual OE	ALR0049
I30	Fuel Injector	3.0L	Base, T	Actual OE	FIJ0020
I30	Electric Fuel Pump	3.0L	Base, T	In-Tank, Actual OE, PUMP ONLY	FUP0013
I30	Ignition Coil	3.0L	Base, T	To 06/2000, Right, Actual OE	IGC0021
I30	Ignition Coil	3.0L	Base, T	To 06/2000, Left, Actual OE	IGC0024
I30	Ignition Coil	3.0L	Base, T	From 06/2000, Left, Actual OE	IGC0026
I30	Ignition Coil	3.0L	Base, T	From 06/2000, Right, Actual OE	IGC0074
I30	Mass Air Flow Sensor	3.0L	Base, T	Housing, Actual OE	MAF0097
I30	Vapor Canister Vent Solenoid	3.0L	Base, T	Actual OE	PCV0001
I30	Manifold Absolute Pressure Sensor	3.0L	Base, T	Manifold, From 06/2000, Actual OE	PRS0001
I30	Power Steering Pump	3.0L	Base, T	2 washers, Actual OE	PSP0002
I30	Starter Motor	3.0L	Base, T	Actual OE	STR0015
I30	Air Charge Temperature Sensor	3.0L	Base, T	Actual OE	TMS0003
I30	Throttle Position Sensor	3.0L	Base, T	Actual OE, With screws	TPS0001
I30	Throttle Position Sensor	3.0L	Base, T	Actual OE, Without screws	TPS0014
Q45	Alternator	4.1L	Anniversary Edition, Base, T	From 11/1999, Actual OE	ALR0010
Q45	Engine Crankshaft Position Sensor	4.1L	Anniversary Edition, Base, T	Actual OE, CRANK ANGLE SENSOR	CAS0001
Q45	Ignition Coil	4.1L	Anniversary Edition, Base, T	Actual OE	IGC0013



Vehicle	Part Type	Engine Size	Trim	Note(s)	Part Number
<b>2000 INFINITI (cont'd)</b>					
Q45	Ignition Knock (Detonation) Sensor	4.1L	Anniversary Edition, Base, T	Actual OE	KNS0001
Q45	Vapor Canister Vent Solenoid	4.1L	Anniversary Edition, Base, T	Actual OE	PCV0001
Q45	Manifold Absolute Pressure Sensor	4.1L	Anniversary Edition, Base, T	Fuel Tank, Actual OE	PRS0001
Q45	Power Steering Pump	4.1L	Anniversary Edition, Base, T	2 washers, Actual OE	PSP0021
Q45	Air Charge Temperature Sensor	4.1L	Anniversary Edition, Base, T	Actual OE	TMS0003
Q45	Engine Water Pump	4.1L	Anniversary Edition, Base, T	Gasket, Actual OE	WUP0034
QX4	Alternator	3.3L	Base	Actual OE	ALR0003
QX4	Fuel Injector	3.3L	Base	Select Use (Black Dot), any color can be used if all injectors are replaced, or else color must match, Actual OE	FIJ0006
QX4	Electric Fuel Pump	3.3L	Base	In-Tank, Actual OE, PUMP ONLY	FUP0011
QX4	Ignition Knock (Detonation) Sensor	3.3L	Base	Actual OE	KNS0001
QX4	Mass Air Flow Sensor	3.3L	Base	To 01/2000, Actual OE	MAF0025
QX4	Engine Oil Pump	3.3L	Base	Actual OE, OIL PUMP	OUP0025
QX4	Vapor Canister Vent Solenoid	3.3L	Base	Actual OE	PCV0001
QX4	Manifold Absolute Pressure Sensor	3.3L	Base	Manifold, Actual OE	PRS0001
QX4	Power Steering Pump	3.3L	Base	2 washers, Actual OE	PSP0014
QX4	Engine Rocker Arm	3.3L	Base	VG33E, JR50, 4 pieces, Actual OE	RKV0001
QX4	Air Charge Temperature Sensor	3.3L	Base	Actual OE	TMS0003
QX4	Throttle Position Sensor	3.3L	Base	Actual OE	TPS0006
QX4	Engine Valve Lifter	3.3L	Base	4 pieces, Actual OE	VLL0001
QX4	Engine Water Pump	3.3L	Base	Gasket, Actual OE	WUP0036

Vehicle	Part Type	Engine Size	Trim	Note(s)	Part Number
<b>2001 INFINITI</b>					
G20	Idle Air Control Valve	2.0L	Base, T	Gasket, Actual OE	ABV0040
G20	Engine Crankshaft Position Sensor	2.0L	Base, T	Manual, Actual OE, CRANK ANGLE SENSOR	CAS0001
G20	Engine Crankshaft Position Sensor	2.0L	Base, T	RE4F02V, 4, Transaxle, Automatic, Actual OE, CRANK ANGLE SENSOR	CAS0002
G20	Engine Crankshaft Position Sensor	2.0L	Base, T	RE4F03A, 4, Transaxle, Automatic, Actual OE, CRANK ANGLE SENSOR	CAS0002
G20	Fuel Injector	2.0L	Base, T	Actual OE	FIJ0020
G20	Ignition Knock (Detonation) Sensor	2.0L	Base, T	Actual OE	KNS0001
G20	Mass Air Flow Sensor	2.0L	Base, T	To 11/2001, Housing, Actual OE	MAF0097
G20	Mass Air Flow Sensor	2.0L	Base, T	No Housing, Actual OE	MAF0098
G20	Engine Oil Pump Cover	2.0L	Base, T	SR20DE, P11, Actual OE	OFC0008
G20	Vapor Canister Vent Solenoid	2.0L	Base, T	Actual OE	PCV0001
G20	Manifold Absolute Pressure Sensor	2.0L	Base, T	Fuel Tank, To 01/2001, Actual OE	PRS0001
G20	Power Steering Pump	2.0L	Base, T	2 washers, Actual OE	PSP0027
G20	Air Charge Temperature Sensor	2.0L	Base, T	Actual OE	TMS0003
G20	Throttle Position Sensor	2.0L	Base, T	Actual OE, With screws	TPS0001
G20	Throttle Position Sensor	2.0L	Base, T	Actual OE, Without screws	TPS0014
I30	Idle Air Control Valve	3.0L	Base, T	Gasket, Actual OE	ABV0039
I30	Alternator	3.0L	Base, T	Actual OE	ALR0049
I30	Fuel Injector	3.0L	Base, T	Actual OE	FIJ0020
I30	Electric Fuel Pump	3.0L	Base, T	In-Tank, Actual OE, PUMP ONLY	FUP0013
I30	Ignition Coil	3.0L	Base, T	Left, Actual OE	IGC0026
I30	Ignition Coil	3.0L	Base, T	Right, Actual OE	IGC0074
I30	Mass Air Flow Sensor	3.0L	Base, T	To 07/2001, Housing, Actual OE	MAF0097

Vehicle	Part Type	Engine Size	Trim	Note(s)	Part Number
<b>2001 INFINITI (cont'd)</b>					
I30	Vapor Canister Vent Solenoid	3.0L	Base, T	To 07/2001, Actual OE	PCV0001
I30	Manifold Absolute Pressure Sensor	3.0L	Base, T	Manifold, Actual OE	PRS0001
I30	Power Steering Pump	3.0L	Base, T	2 washers, Actual OE	PSP0002
I30	Starter Motor	3.0L	Base, T	Actual OE	STR0015
I30	Air Charge Temperature Sensor	3.0L	Base, T	Actual OE	TMS0003
I30	Throttle Position Sensor	3.0L	Base, T	Actual OE, With screws	TPS0001
I30	Throttle Position Sensor	3.0L	Base, T	Actual OE, Without screws	TPS0014
Q45	Alternator	4.1L	Base, T	Actual OE	ALR0010
Q45	Engine Crankshaft Position Sensor	4.1L	Base, T	Actual OE, CRANK ANGLE SENSOR	CAS0001
Q45	Ignition Coil	4.1L	Base, T	Actual OE	IGC0013
Q45	Ignition Knock (Detonation) Sensor	4.1L	Base, T	Actual OE	KNS0001
Q45	Vapor Canister Vent Solenoid	4.1L	Base, T	Actual OE	PCV0001
Q45	Manifold Absolute Pressure Sensor	4.1L	Base, T	Fuel Tank, Actual OE	PRS0001
Q45	Power Steering Pump	4.1L	Base, T	2 washers, Actual OE	PSP0021
Q45	Air Charge Temperature Sensor	4.1L	Base, T	Actual OE	TMS0003
Q45	Engine Water Pump	4.1L	Base, T	Gasket, Actual OE	WUP0034
QX4	Idle Air Control Valve	3.5L	Base	Gasket, Actual OE	ABV0043
QX4	Alternator	3.5L	Base	Actual OE	ALR0012
QX4	Fuel Injector	3.5L	Base	Actual OE	FIJ0020
QX4	Electric Fuel Pump	3.5L	Base	In-Tank, Actual OE, PUMP ONLY	FUP0019
QX4	Ignition Coil	3.5L	Base	w/ Ignition Coil Protector, From 08/2001, Actual OE	IGC0006
QX4	Ignition Coil	3.5L	Base	Cylinders 1, To 08/2000, Actual OE	IGC0022
QX4	Ignition Coil	3.5L	Base	Cylinders 1, From 08/2000, Actual OE	IGC0023

Vehicle	Part Type	Engine Size	Trim	Note(s)	Part Number
<b>2001 INFINITI (cont'd)</b>					
QX4	Ignition Coil	3.5L	Base	Cylinders 2 Through 6, To 08/2000, Actual OE	IGC0025
QX4	Ignition Coil	3.5L	Base	Cylinders 2 Through 6, From 08/2000, Actual OE	IGC0027
QX4	Ignition Knock (Detonation) Sensor	3.5L	Base	Actual OE	KNS0001
QX4	Mass Air Flow Sensor	3.5L	Base	Actual OE	MAF0092
QX4	Vapor Canister Vent Solenoid	3.5L	Base	To 07/2001, Actual OE	PCV0001
QX4	Power Steering Pump	3.5L	Base	2 washers, Actual OE	PSP0044
QX4	Air Charge Temperature Sensor	3.5L	Base	Actual OE	TMS0003
QX4	Throttle Position Sensor	3.5L	Base	Actual OE, With screws	TPS0001
QX4	Throttle Position Sensor	3.5L	Base	Actual OE, Without screws	TPS0014
QX4	Engine Variable Valve Timing (VVT) Solenoid	3.5L	Base	Right, Gasket, Actual OE	VTS0007
QX4	Engine Variable Valve Timing (VVT) Solenoid	3.5L	Base	Left, Gasket, Actual OE	VTS0008
<b>2002 INFINITI</b>					
G20	Idle Air Control Valve	2.0L	Base, T	Gasket, Actual OE	ABV0040
G20	Engine Crankshaft Position Sensor	2.0L	Base, T	Manual, Actual OE, CRANK ANGLE SENSOR	CAS0001
G20	Engine Crankshaft Position Sensor	2.0L	Base, T	RE4F02V, 4, Transaxle, Automatic, Actual OE, CRANK ANGLE SENSOR	CAS0002
G20	Engine Crankshaft Position Sensor	2.0L	Base, T	RE4F03A, 4, Transaxle, Automatic, Actual OE, CRANK ANGLE SENSOR	CAS0002
G20	Fuel Injector	2.0L	Base, T	Actual OE	FIJ0020
G20	Ignition Knock (Detonation) Sensor	2.0L	Base, T	Actual OE	KNS0001

Vehicle	Part Type	Engine Size	Trim	Note(s)	Part Number
<b>2002 INFINITI (cont'd)</b>					
G20	Mass Air Flow Sensor	2.0L	Base, T	Housing, Actual OE	MAF0097
G20	Vapor Canister Vent Solenoid	2.0L	Base, T	Actual OE	PCV0001
G20	Power Steering Pump	2.0L	Base, T	2 washers, Actual OE	PSP0027
G20	Air Charge Temperature Sensor	2.0L	Base, T	Actual OE	TMS0003
G20	Throttle Position Sensor	2.0L	Base, T	Actual OE, With screws	TPS0001
G20	Throttle Position Sensor	2.0L	Base, T	Actual OE, Without screws	TPS0014
I35	Alternator	3.5L	Base	Actual OE	ALR0014
I35	Engine Camshaft Position Sensor	3.5L	Base	Left, Actual OE	CPS0005
I35	Engine Crankshaft Position Sensor	3.5L	Base	Actual OE	CPS0006
I35	Engine Camshaft Position Sensor	3.5L	Base	Right, Actual OE	CPS0008
I35	Engine Camshaft Position Sensor Kit	3.5L	Base	Left	CPS20508KIT
I35	Engine Camshaft Position Sensor Kit	3.5L	Base	Right	CPS20508KIT
I35	Fuel Injection Throttle Body	3.5L	Base	Gasket, Actual OE	ETB0013
I35	Fuel Injector	3.5L	Base	CAN, Actual OE	FIJ0001
I35	Fuel Injector	3.5L	Base	USA, Actual OE	FIJ0001
I35	Electric Fuel Pump	3.5L	Base	Actual OE	FUP0021
I35	Ignition Coil	3.5L	Base	Actual OE	IGC0006
I35	Mass Air Flow Sensor	3.5L	Base	To 01/2002, Housing, Actual OE	MAF0094
I35	Mass Air Flow Sensor	3.5L	Base	From 01/2002, Actual OE	MAF0099
I35	Power Steering Pump	3.5L	Base	2 washers, Actual OE	PSP0002
I35	Engine Variable Valve Timing (VVT) Solenoid	3.5L	Base	Right, Gasket, Actual OE	VTS0001
I35	Engine Variable Valve Timing (VVT) Solenoid	3.5L	Base	Left, Gasket, Actual OE	VTS0002
I35	Engine Water Pump	3.5L	Base	Actual OE	WUP0038
Q45	Alternator	4.5L	Base, Premium	Actual OE	ALR0013
Q45	Automatic Transmission Speed Sensor	4.5L	Base, Premium	Actual OE	CAS0004

Vehicle	Part Type	Engine Size	Trim	Note(s)	Part Number
<b>2002 INFINITI (cont'd)</b>					
Q45	Engine Camshaft Position Sensor	4.5L	Base, Premium	Actual OE	CPS0007
Q45	Fuel Injector	4.5L	Base	CAN, Actual OE	FIJ0001
Q45	Fuel Injector	4.5L	Base	USA, Actual OE	FIJ0001
Q45	Fuel Injector	4.5L	Base	To 08/2002, CAN, Actual OE	FIJ0020
Q45	Fuel Injector	4.5L	Base, Premium	To 08/2002, MEX, Actual OE	FIJ0020
Q45	Fuel Injector	4.5L	Base	To 08/2002, USA, Actual OE	FIJ0020
Q45	Electric Fuel Pump	4.5L	Base, Premium	Set Contains Pump & Strainer, Actual OE	FUP0033
Q45	Ignition Coil	4.5L	Base, Premium	Boot and Springs, Actual OE	IGC0009
Q45	Mass Air Flow Sensor	4.5L	Base, Premium	To 08/2002, Actual OE	MAF0100
Q45	Mass Air Flow Sensor	4.5L	Base, Premium	From 08/2002, Actual OE	MAF0101
Q45	Vapor Canister Vent Solenoid	4.5L	Base, Premium	Actual OE	PCV0001
Q45	Power Steering Pump	4.5L	Base, Premium	2 washers, Actual OE	PSP0022
Q45	Engine Variable Valve Timing (VVT) Solenoid	4.5L	Base, Premium	Right, Actual OE	VTS0003
Q45	Engine Variable Valve Timing (VVT) Solenoid	4.5L	Base, Premium	Left, Actual OE	VTS0006
QX4	Idle Air Control Valve	3.5L	Base	Gasket, Actual OE	ABV0043
QX4	Alternator	3.5L	Base	Actual OE	ALR0012
QX4	Fuel Injector	3.5L	Base	Actual OE	FIJ0020
QX4	Electric Fuel Pump	3.5L	Base	In-Tank, Actual OE, PUMP ONLY	FUP0019
QX4	Ignition Coil	3.5L	Base	Actual OE	IGC0006
QX4	Mass Air Flow Sensor	3.5L	Base	Actual OE	MAF0092
QX4	Power Steering Pump	3.5L	Base	2 washers, Actual OE	PSP0044
QX4	Air Charge Temperature Sensor	3.5L	Base	Actual OE	TMS0003
QX4	Throttle Position Sensor	3.5L	Base	Actual OE, With screws	TPS0001
QX4	Throttle Position Sensor	3.5L	Base	Actual OE, Without screws	TPS0014

Vehicle	Part Type	Engine Size	Trim	Note(s)	Part Number
<b>2002 INFINITI (cont'd)</b>					
QX4	Engine Variable Valve Timing (VVT) Solenoid	3.5L	Base	Right, Gasket, Actual OE	VTS0007
QX4	Engine Variable Valve Timing (VVT) Solenoid	3.5L	Base	Left, Gasket, Actual OE	VTS0008
<b>2003 INFINITI</b>					
FX35	Automatic Transmission Speed Sensor	3.5L	Base	Actual OE	CAS0004
FX35	Engine Camshaft Position Sensor	3.5L	Base	Left, Actual OE	CPS0005
FX35	Engine Crankshaft Position Sensor	3.5L	Base	Actual OE	CPS0006
FX35	Engine Camshaft Position Sensor	3.5L	Base	Right, Actual OE	CPS0008
FX35	Engine Camshaft Position Sensor Kit	3.5L	Base	Left	CPS20508KIT
FX35	Engine Camshaft Position Sensor Kit	3.5L	Base	Right	CPS20508KIT
FX35	Fuel Injection Throttle Body	3.5L	Base	Gasket, Actual OE	ETB0013
FX35	Fuel Injector	3.5L	Base	Actual OE	FIJ0020
FX35	Electric Fuel Pump	3.5L	Base	In-Tank, Actual OE, COMPLETE MODULE	FUP0001
FX35	Ignition Coil	3.5L	Base	Boot and Springs, Actual OE	IGC0007
FX35	Mass Air Flow Sensor	3.5L	Base	Housing, Actual OE	MAF0029
FX35	Rack and Pinion Assembly	3.5L	Base	Actual OE	PSG0011
FX35	Power Steering Pump	3.5L	Base	2 washers, Actual OE	PSP0018
FX35	Starter Motor	3.5L	Base	AWD, Actual OE	STR0020
FX35	Engine Variable Valve Timing (VVT) Solenoid	3.5L	Base	Right, Gasket, Actual OE	VTS0001
FX35	Engine Variable Valve Timing (VVT) Solenoid	3.5L	Base	Left, Gasket, Actual OE	VTS0004
FX35	Engine Water Pump	3.5L	Base	Actual OE	WUP0038
FX45	Alternator	4.5L	Base	Actual OE	ALR0013
FX45	Automatic Transmission Speed Sensor	4.5L	Base	Actual OE	CAS0004
FX45	Engine Camshaft Position Sensor	4.5L	Base	Actual OE	CPS0007

Vehicle	Part Type	Engine Size	Trim	Note(s)	Part Number
<b>2003 INFINITI (cont'd)</b>					
FX45	Fuel Injection Throttle Body	4.5L	Base	Gasket, Actual OE	ETB0011
FX45	Fuel Injector	4.5L	Base	CAN, Actual OE	FIJ0001
FX45	Fuel Injector	4.5L	Base	USA, Actual OE	FIJ0001
FX45	Electric Fuel Pump	4.5L	Base	In-Tank, Actual OE, COMPLETE MODULE	FUP0002
FX45	Ignition Coil	4.5L	Base	Boot and Springs, Actual OE	IGC0009
FX45	Mass Air Flow Sensor	4.5L	Base	Actual OE	MAF0101
FX45	Rack and Pinion Assembly	4.5L	Base	Actual OE	PSG0011
FX45	Power Steering Pump	4.5L	Base	2 washers, Actual OE	PSP0025
FX45	Engine Variable Valve Timing (VVT) Solenoid	4.5L	Base	Right, Actual OE	VTS0003
FX45	Engine Variable Valve Timing (VVT) Solenoid	4.5L	Base	Left, Actual OE	VTS0006
FX45	Engine Water Pump	4.5L	Base	VK45DE, Gasket, Actual OE	WUP0037
G35	Automatic Transmission Speed Sensor	3.5L	Base	Automatic, Actual OE	CAS0004
G35	Engine Camshaft Position Sensor	3.5L	Base	Left, Actual OE	CPS0005
G35	Engine Crankshaft Position Sensor	3.5L	Base	Actual OE	CPS0006
G35	Engine Camshaft Position Sensor	3.5L	Base	Right, Actual OE	CPS0008
G35	Engine Camshaft Position Sensor Kit	3.5L	Base	Left	CPS20508KIT
G35	Engine Camshaft Position Sensor Kit	3.5L	Base	Right	CPS20508KIT
G35	Fuel Injection Throttle Body	3.5L	Base	Gasket, Actual OE	ETB0013
G35	Fuel Injector	3.5L	Base	Actual OE	FIJ0020
G35	Electric Fuel Pump	3.5L	Base	In-Tank, Coupe, Actual OE, COMPLETE MODULE	FUP0009
G35	Electric Fuel Pump	3.5L	Base	Sedan, Actual OE	FUP0021
G35	Ignition Coil	3.5L	Base	Boot and Springs, Actual OE	IGC0007
G35	Mass Air Flow Sensor	3.5L	Base	From 06/2003, Housing, Actual OE	MAF0029



Vehicle	Part Type	Engine Size	Trim	Note(s)	Part Number
<b>2003 INFINITI (cont'd)</b>					
G35	Mass Air Flow Sensor	3.5L	Base	w/ OE No. 22680-7S000, No Housing, Actual OE	MAF0031
G35	Mass Air Flow Sensor	3.5L	Base	To 06/2003, Actual OE	MAF0099
G35	Starter Motor	3.5L	Base	Actual OE	STR0019
G35	Engine Variable Valve Timing (VVT) Solenoid	3.5L	Base	Right, Gasket, Actual OE	VTS0001
G35	Engine Variable Valve Timing (VVT) Solenoid	3.5L	Base	Left, Gasket, Actual OE	VTS0004
G35	Engine Water Pump	3.5L	Base	Actual OE	WUP0038
I35	Alternator	3.5L	Base	Actual OE	ALR0014
I35	Engine Camshaft Position Sensor	3.5L	Base	Left, Actual OE	CPS0005
I35	Engine Crankshaft Position Sensor	3.5L	Base	Actual OE	CPS0006
I35	Engine Camshaft Position Sensor	3.5L	Base	Right, Actual OE	CPS0008
I35	Engine Camshaft Position Sensor Kit	3.5L	Base	Left	CPS20508KIT
I35	Engine Camshaft Position Sensor Kit	3.5L	Base	Right	CPS20508KIT
I35	Fuel Injection Throttle Body	3.5L	Base	Gasket, Actual OE	ETB0013
I35	Fuel Injector	3.5L	Base	To 08/2003, CAN, Actual OE	FIJ0001
I35	Fuel Injector	3.5L	Base	To 08/2003, USA, Actual OE	FIJ0001
I35	Fuel Injector	3.5L	Base	From 08/2003, CAN, Actual OE	FIJ0041
I35	Fuel Injector	3.5L	Base	From 08/2003, MEX, Actual OE	FIJ0041
I35	Fuel Injector	3.5L	Base	From 08/2003, USA, Actual OE	FIJ0041
I35	Electric Fuel Pump	3.5L	Base	Actual OE	FUP0021
I35	Ignition Coil	3.5L	Base	Actual OE	IGC0006
I35	Mass Air Flow Sensor	3.5L	Base	Actual OE	MAF0099
I35	Power Steering Pump	3.5L	Base	2 washers, Actual OE	PSP0002
I35	Engine Variable Valve Timing (VVT) Solenoid	3.5L	Base	Right, Gasket, Actual OE	VTS0001
I35	Engine Variable Valve Timing (VVT) Solenoid	3.5L	Base	Left, Gasket, Actual OE	VTS0002

Vehicle	Part Type	Engine Size	Trim	Note(s)	Part Number
<b>2003 INFINITI (cont'd)</b>					
I35	Engine Water Pump	3.5L	Base	Actual OE	WUP0038
M45	Automatic Transmission Speed Sensor	4.5L	Base	Actual OE	CAS0004
M45	Engine Camshaft Position Sensor	4.5L	Base	Actual OE	CPS0007
M45	Fuel Injector	4.5L	Base	CAN, Actual OE	FIJ0001
M45	Fuel Injector	4.5L	Base	USA, Actual OE	FIJ0001
M45	Electric Fuel Pump	4.5L	Base	Set Contains Pump & Strainer, Actual OE	FUP0033
M45	Ignition Coil	4.5L	Base	Boot and Springs, Actual OE	IGC0009
M45	Mass Air Flow Sensor	4.5L	Base	Actual OE	MAF0101
M45	Vapor Canister Vent Solenoid	4.5L	Base	Actual OE	PCV0001
M45	Power Steering Pump	4.5L	Base	2 washers, Actual OE	PSP0029
M45	Engine Variable Valve Timing (VVT) Solenoid	4.5L	Base	Right, Actual OE	VTS0003
M45	Engine Variable Valve Timing (VVT) Solenoid	4.5L	Base	Left, Actual OE	VTS0006
Q45	Alternator	4.5L	Base, Convenience, Premium	Actual OE	ALR0013
Q45	Automatic Transmission Speed Sensor	4.5L	Base, Convenience, Premium	Actual OE	CAS0004
Q45	Engine Camshaft Position Sensor	4.5L	Base, Convenience, Premium	Actual OE	CPS0007
Q45	Fuel Injector	4.5L	Base	CAN, Actual OE	FIJ0001
Q45	Fuel Injector	4.5L	Base	USA, Actual OE	FIJ0001
Q45	Electric Fuel Pump	4.5L	Base, Convenience, Premium	Set Contains Pump & Strainer, Actual OE	FUP0033
Q45	Ignition Coil	4.5L	Base, Convenience, Premium	Boot and Springs, Actual OE	IGC0009
Q45	Mass Air Flow Sensor	4.5L	Base, Convenience, Premium	Actual OE	MAF0101
Q45	Vapor Canister Vent Solenoid	4.5L	Base, Convenience, Premium	Actual OE	PCV0001
Q45	Power Steering Pump	4.5L	Base, Convenience, Premium	2 washers, Actual OE	PSP0022
Q45	Engine Variable Valve Timing (VVT) Solenoid	4.5L	Base, Convenience, Premium	Right, Actual OE	VTS0003

Vehicle	Part Type	Engine Size	Trim	Note(s)	Part Number
<b>2003 INFINITI (cont'd)</b>					
Q45	Engine Variable Valve Timing (VVT) Solenoid	4.5L	Base, Convenience, Premium	Left, Actual OE	VTS0006
QX4	Alternator	3.5L	Base	Actual OE	ALR0012
QX4	Fuel Injector	3.5L	Base	Actual OE	FIJ0020
QX4	Electric Fuel Pump	3.5L	Base	In-Tank, Actual OE, PUMP ONLY	FUP0019
QX4	Ignition Coil	3.5L	Base	Actual OE	IGC0006
QX4	Mass Air Flow Sensor	3.5L	Base	Actual OE	MAF0092
QX4	Power Steering Pump	3.5L	Base	2 washers, Actual OE	PSP0044
QX4	Air Charge Temperature Sensor	3.5L	Base	Actual OE	TMS0003
QX4	Throttle Position Sensor	3.5L	Base	Actual OE, With screws	TPS0001
QX4	Throttle Position Sensor	3.5L	Base	Actual OE, Without screws	TPS0014
QX4	Engine Variable Valve Timing (VVT) Solenoid	3.5L	Base	To 10/2002, Right, Gasket, Actual OE	VTS0007
QX4	Engine Variable Valve Timing (VVT) Solenoid	3.5L	Base	To 10/2002, Left, Gasket, Actual OE	VTS0008
<b>2004 INFINITI</b>					
FX35	Automatic Transmission Speed Sensor	3.5L	Base	Actual OE	CAS0004
FX35	Engine Camshaft Position Sensor	3.5L	Base	Left, Actual OE	CPS0005
FX35	Engine Crankshaft Position Sensor	3.5L	Base	Actual OE	CPS0006
FX35	Engine Camshaft Position Sensor	3.5L	Base	Right, Actual OE	CPS0008
FX35	Engine Camshaft Position Sensor Kit	3.5L	Base	Left	CPS20508KIT
FX35	Engine Camshaft Position Sensor Kit	3.5L	Base	Right	CPS20508KIT
FX35	Fuel Injection Throttle Body	3.5L	Base	Gasket, Actual OE	ETB0013
FX35	Fuel Injector	3.5L	Base	Actual OE	FIJ0020
FX35	Electric Fuel Pump	3.5L	Base	In-Tank, Actual OE, COMPLETE MODULE	FUP0001
FX35	Ignition Coil	3.5L	Base	Boot and Springs, Actual OE	IGC0007
FX35	Mass Air Flow Sensor	3.5L	Base	Housing, Actual OE	MAF0029

Vehicle	Part Type	Engine Size	Trim	Note(s)	Part Number
<b>2004 INFINITI (cont'd)</b>					
FX35	Rack and Pinion Assembly	3.5L	Base	From 10/2003, Actual OE	PSG0010
FX35	Rack and Pinion Assembly	3.5L	Base	To 10/2003, Actual OE	PSG0011
FX35	Power Steering Pump	3.5L	Base	2 washers, Actual OE	PSP0018
FX35	Starter Motor	3.5L	Base	AWD, Actual OE	STR0020
FX35	Engine Variable Valve Timing (VVT) Solenoid	3.5L	Base	Right, Gasket, Actual OE	VTS0001
FX35	Engine Variable Valve Timing (VVT) Solenoid	3.5L	Base	To 06/2004, Left, Gasket, Actual OE	VTS0004
FX35	Engine Water Pump	3.5L	Base	Actual OE	WUP0038
FX45	Alternator	4.5L	Base	Actual OE	ALR0013
FX45	Automatic Transmission Speed Sensor	4.5L	Base	Actual OE	CAS0004
FX45	Engine Camshaft Position Sensor	4.5L	Base	Actual OE	CPS0007
FX45	Fuel Injection Throttle Body	4.5L	Base	Gasket, Actual OE	ETB0011
FX45	Fuel Injector	4.5L	Base	CAN, Actual OE	FIJ0001
FX45	Fuel Injector	4.5L	Base	USA, Actual OE	FIJ0001
FX45	Electric Fuel Pump	4.5L	Base	In-Tank, Actual OE, COMPLETE MODULE	FUP0002
FX45	Ignition Coil	4.5L	Base	Boot and Springs, Actual OE	IGC0009
FX45	Mass Air Flow Sensor	4.5L	Base	Housing, Actual OE	MAF0045
FX45	Mass Air Flow Sensor	4.5L	Base	To 08/2004, Actual OE	MAF0101
FX45	Rack and Pinion Assembly	4.5L	Base	From 10/2003, Actual OE	PSG0010
FX45	Rack and Pinion Assembly	4.5L	Base	To 10/2003, Actual OE	PSG0011
FX45	Power Steering Pump	4.5L	Base	2 washers, Actual OE	PSP0025
FX45	Engine Variable Valve Timing (VVT) Solenoid	4.5L	Base	Right, Actual OE	VTS0003
FX45	Engine Variable Valve Timing (VVT) Solenoid	4.5L	Base	Left, Actual OE	VTS0006
FX45	Engine Water Pump	4.5L	Base	VK45DE, Gasket, Actual OE	WUP0037

Vehicle	Part Type	Engine Size	Trim	Note(s)	Part Number
<b>2004 INFINITI (cont'd)</b>					
G35	Automatic Transmission Speed Sensor	3.5L	Base, X	Automatic, Actual OE	CAS0004
G35	Engine Camshaft Position Sensor	3.5L	Base, X	Left, Actual OE	CPS0005
G35	Engine Crankshaft Position Sensor	3.5L	Base, X	Actual OE	CPS0006
G35	Engine Camshaft Position Sensor	3.5L	Base, X	Right, Actual OE	CPS0008
G35	Engine Camshaft Position Sensor Kit	3.5L	Base, X	Left	CPS20508KIT
G35	Engine Camshaft Position Sensor Kit	3.5L	Base, X	Right	CPS20508KIT
G35	Fuel Injection Throttle Body	3.5L	Base, X	Gasket, Actual OE	ETB0013
G35	Fuel Injector	3.5L	Base, X	To 08/2004, Actual OE	FIJ0020
G35	Electric Fuel Pump	3.5L	Base	In-Tank, 5, Coupe, Automatic, Actual OE, COMPLETE MODULE	FUP0009
G35	Electric Fuel Pump	3.5L	Base, X	To 08/2004, Sedan, Actual OE	FUP0021
G35	Ignition Coil	3.5L	Base, X	Boot and Springs, Actual OE	IGC0007
G35	Mass Air Flow Sensor	3.5L	Base, X	Housing, Actual OE	MAF0029
G35	Mass Air Flow Sensor	3.5L	Base, X	w/ OE No. 22680-7S000, No Housing, Actual OE	MAF0031
G35	Starter Motor	3.5L	Base	Actual OE	STR0019
G35	Starter Motor	3.5L	X	Actual OE	STR0020
G35	Engine Variable Valve Timing (VVT) Solenoid	3.5L	Base, X	Right, Gasket, Actual OE	VTS0001
G35	Engine Variable Valve Timing (VVT) Solenoid	3.5L	Base, X	Left, Gasket, Actual OE	VTS0004
G35	Engine Water Pump	3.5L	Base, X	Actual OE	WUP0038
I35	Engine Camshaft Position Sensor	3.5L	Base	Left, Actual OE	CPS0005
I35	Engine Crankshaft Position Sensor	3.5L	Base	Actual OE	CPS0006
I35	Engine Camshaft Position Sensor	3.5L	Base	Right, Actual OE	CPS0008
I35	Engine Camshaft Position Sensor Kit	3.5L	Base	Left	CPS20508KIT

Vehicle	Part Type	Engine Size	Trim	Note(s)	Part Number
<b>2004 INFINITI (cont'd)</b>					
I35	Engine Camshaft Position Sensor Kit	3.5L	Base	Right	CPS20508KIT
I35	Fuel Injection Throttle Body	3.5L	Base	Gasket, Actual OE	ETB0013
I35	Fuel Injector	3.5L	Base	Actual OE	FIJ0041
I35	Electric Fuel Pump	3.5L	Base	Actual OE	FUP0021
I35	Ignition Coil	3.5L	Base	Actual OE	IGC0006
I35	Mass Air Flow Sensor	3.5L	Base	Actual OE	MAF0099
I35	Power Steering Pump	3.5L	Base	2 washers, Actual OE	PSP0002
I35	Engine Variable Valve Timing (VVT) Solenoid	3.5L	Base	Right, Gasket, Actual OE	VTS0001
I35	Engine Variable Valve Timing (VVT) Solenoid	3.5L	Base	Left, Gasket, Actual OE	VTS0002
I35	Engine Water Pump	3.5L	Base	Actual OE	WUP0038
M45	Automatic Transmission Speed Sensor	4.5L	Base	Actual OE	CAS0004
M45	Engine Camshaft Position Sensor	4.5L	Base	Actual OE	CPS0007
M45	Fuel Injector	4.5L	Base	CAN, Actual OE	FIJ0001
M45	Fuel Injector	4.5L	Base	USA, Actual OE	FIJ0001
M45	Electric Fuel Pump	4.5L	Base	Set Contains Pump & Strainer, Actual OE	FUP0033
M45	Ignition Coil	4.5L	Base	Boot and Springs, Actual OE	IGC0009
M45	Mass Air Flow Sensor	4.5L	Base	Actual OE	MAF0101
M45	Vapor Canister Vent Solenoid	4.5L	Base	Actual OE	PCV0001
M45	Power Steering Pump	4.5L	Base	2 washers, Actual OE	PSP0029
M45	Engine Variable Valve Timing (VVT) Solenoid	4.5L	Base	Right, Actual OE	VTS0003
M45	Engine Variable Valve Timing (VVT) Solenoid	4.5L	Base	Left, Actual OE	VTS0006
Q45	Alternator	4.5L	Base, Convenience, Premium	Actual OE	ALR0013
Q45	Automatic Transmission Speed Sensor	4.5L	Base, Convenience, Premium	Actual OE	CAS0004
Q45	Engine Camshaft Position Sensor	4.5L	Base, Convenience, Premium	Actual OE	CPS0007

Vehicle	Part Type	Engine Size	Trim	Note(s)	Part Number
<b>2004 INFINITI (cont'd)</b>					
Q45	Fuel Injection Throttle Body	4.5L	Base, Convenience, Premium	From 05/2004, Gasket, Actual OE	ETB0011
Q45	Fuel Injector	4.5L	Base	CAN, Actual OE	FIJ0001
Q45	Fuel Injector	4.5L	Base	USA, Actual OE	FIJ0001
Q45	Electric Fuel Pump	4.5L	Base, Convenience, Premium	Set Contains Pump & Strainer, Actual OE	FUP0033
Q45	Ignition Coil	4.5L	Base, Convenience, Premium	Boot and Springs, Actual OE	IGC0009
Q45	Mass Air Flow Sensor	4.5L	Base, Convenience, Premium	From 05/2004, w/ OE No. 22680-7S000, No Housing, Actual OE	MAF0031
Q45	Mass Air Flow Sensor	4.5L	Base, Convenience, Premium	To 05/2004, Actual OE	MAF0101
Q45	Vapor Canister Vent Solenoid	4.5L	Base, Convenience, Premium	Actual OE	PCV0001
Q45	Power Steering Pump	4.5L	Base, Convenience, Premium	2 washers, Actual OE	PSP0022
Q45	Engine Variable Valve Timing (VVT) Solenoid	4.5L	Base, Convenience, Premium	Right, Actual OE	VTS0003
Q45	Engine Variable Valve Timing (VVT) Solenoid	4.5L	Base, Convenience, Premium	Left, Actual OE	VTS0006
Q45	Engine Water Pump	4.5L	Base, Convenience, Premium	From 05/2004, VK45DE, Gasket, Actual OE	WUP0037
QX56	Alternator	5.6L	Base	Actual OE	ALR0021
QX56	Automatic Transmission Speed Sensor	5.6L	Base	Actual OE	CAS0004
QX56	Engine Crankshaft Position Sensor	5.6L	Base	Actual OE	CPS0005
QX56	Ignition Coil	5.6L	Base	Actual OE	IGC0004
QX56	Mass Air Flow Sensor	5.6L	Base	w/ OE No. 22680-7S000, No Housing, Actual OE	MAF0031
QX56	Engine Oil Pump	5.6L	Base	Actual OE, OIL PUMP	OUP0010
QX56	Steering Tie Rod	5.6L	Base	Left Outer, Actual OE	TRE0003
QX56	Steering Tie Rod	5.6L	Base	Right Outer, Actual OE	TRE0004
QX56	Steering Tie Rod	5.6L	Base	From 01/2004, Left Inner, Rack, Actual OE	TRI0003

Vehicle	Part Type	Engine Size	Trim	Note(s)	Part Number
<b>2004 INFINITI (cont'd)</b>					
QX56	Steering Tie Rod	5.6L	Base	From 01/2004, Right Inner, Rack, Actual OE	TRI0003
QX56	Engine Water Pump	5.6L	Base	Gasket, Actual OE	WUP0006
<b>2005 INFINITI</b>					
FX35	Automatic Transmission Speed Sensor	3.5L	Base	Actual OE	CAS0004
FX35	Engine Camshaft Position Sensor	3.5L	Base	Left, Actual OE	CPS0005
FX35	Engine Crankshaft Position Sensor	3.5L	Base	Actual OE	CPS0006
FX35	Engine Camshaft Position Sensor	3.5L	Base	Right, Actual OE	CPS0008
FX35	Engine Camshaft Position Sensor Kit	3.5L	Base	Left	CPS20508KIT
FX35	Engine Camshaft Position Sensor Kit	3.5L	Base	Right	CPS20508KIT
FX35	Fuel Injection Throttle Body	3.5L	Base	Gasket, Actual OE	ETB0013
FX35	Electric Fuel Pump	3.5L	Base	In-Tank, Actual OE, COMPLETE MODULE	FUP0001
FX35	Ignition Coil	3.5L	Base	Boot and Springs, Actual OE	IGC0007
FX35	Mass Air Flow Sensor	3.5L	Base	Housing, Actual OE	MAF0029
FX35	Rack and Pinion Assembly	3.5L	Base	From 11/2004, Actual OE	PSG0009
FX35	Rack and Pinion Assembly	3.5L	Base	To 11/2004, Actual OE	PSG0010
FX35	Power Steering Pump	3.5L	Base	2 washers, Actual OE	PSP0018
FX35	Starter Motor	3.5L	Base	AWD, Actual OE	STR0020
FX35	Engine Variable Valve Timing (VVT) Solenoid	3.5L	Base	Right, Gasket, Actual OE	VTS0001
FX35	Engine Variable Valve Timing (VVT) Solenoid	3.5L	Base	Left, Gasket, Actual OE	VTS0004
FX35	Engine Water Pump	3.5L	Base	Actual OE	WUP0038
FX45	Alternator	4.5L	Base	Actual OE	ALR0013
FX45	Automatic Transmission Speed Sensor	4.5L	Base	Actual OE	CAS0004
FX45	Engine Camshaft Position Sensor	4.5L	Base	Actual OE	CPS0007



Vehicle	Part Type	Engine Size	Trim	Note(s)	Part Number
<b>2005 INFINITI (cont'd)</b>					
FX45	Fuel Injection Throttle Body	4.5L	Base	Gasket, Actual OE	ETB0011
FX45	Fuel Injector	4.5L	Base	CAN, Actual OE	FIJ0001
FX45	Fuel Injector	4.5L	Base	USA, Actual OE	FIJ0001
FX45	Electric Fuel Pump	4.5L	Base	In-Tank, Actual OE, COMPLETE MODULE	FUP0002
FX45	Ignition Coil	4.5L	Base	Boot and Springs, Actual OE	IGC0009
FX45	Mass Air Flow Sensor	4.5L	Base	Housing, Actual OE	MAF0045
FX45	Rack and Pinion Assembly	4.5L	Base	From 11/2004, Actual OE	PSG0009
FX45	Rack and Pinion Assembly	4.5L	Base	To 11/2004, Actual OE	PSG0010
FX45	Power Steering Pump	4.5L	Base	2 washers, Actual OE	PSP0025
FX45	Engine Variable Valve Timing (VVT) Solenoid	4.5L	Base	Right, Actual OE	VTS0003
FX45	Engine Variable Valve Timing (VVT) Solenoid	4.5L	Base	Left, Actual OE	VTS0006
FX45	Engine Water Pump	4.5L	Base	VK45DE, Gasket, Actual OE	WUP0037
G35	Automatic Transmission Speed Sensor	3.5L	Base, X	Automatic, Actual OE	CAS0004
G35	Engine Camshaft Position Sensor	3.5L	Base, X	Left, Actual OE	CPS0005
G35	Engine Crankshaft Position Sensor	3.5L	Base, X	Actual OE	CPS0006
G35	Engine Camshaft Position Sensor	3.5L	Base, X	Right, Actual OE	CPS0008
G35	Engine Camshaft Position Sensor Kit	3.5L	Base, X	Left	CPS20508KIT
G35	Engine Camshaft Position Sensor Kit	3.5L	Base, X	Right	CPS20508KIT
G35	Fuel Injection Throttle Body	3.5L	Base, X	Gasket, Actual OE	ETB0013
G35	Electric Fuel Pump	3.5L	Base	In-Tank, 6, Coupe, Manual, Actual OE, COMPLETE MODULE	FUP0006
G35	Electric Fuel Pump	3.5L	Base	In-Tank, 5, Coupe, Automatic, Actual OE, COMPLETE MODULE	FUP0009
G35	Ignition Coil	3.5L	Base, X	Boot and Springs, Actual OE	IGC0007

Vehicle	Part Type	Engine Size	Trim	Note(s)	Part Number
<b>2005 INFINITI (cont'd)</b>					
G35	Mass Air Flow Sensor	3.5L	Base, X	Housing, Actual OE	MAF0029
G35	Mass Air Flow Sensor	3.5L	Base, X	w/ OE No. 22680-7S000, No Housing, Actual OE	MAF0031
G35	Starter Motor	3.5L	Base	Actual OE	STR0019
G35	Starter Motor	3.5L	X	Actual OE	STR0020
G35	Engine Variable Valve Timing (VVT) Solenoid	3.5L	Base, X	Right, Gasket, Actual OE	VTS0001
G35	Engine Variable Valve Timing (VVT) Solenoid	3.5L	Base, X	Left, Gasket, Actual OE	VTS0004
G35	Engine Water Pump	3.5L	Base, X	Actual OE	WUP0038
Q45	Alternator	4.5L	Base	Actual OE	ALR0013
Q45	Automatic Transmission Speed Sensor	4.5L	Base, Convenience, Premium	Actual OE	CAS0004
Q45	Engine Camshaft Position Sensor	4.5L	Base, Convenience, Premium	Actual OE	CPS0007
Q45	Fuel Injection Throttle Body	4.5L	Base, Convenience, Premium	Gasket, Actual OE	ETB0011
Q45	Fuel Injector	4.5L	Base	CAN, Actual OE	FIJ0001
Q45	Fuel Injector	4.5L	Base	USA, Actual OE	FIJ0001
Q45	Electric Fuel Pump	4.5L	Base, Convenience, Premium	Set Contains Pump & Strainer, Actual OE	FUP0033
Q45	Ignition Coil	4.5L	Base, Convenience, Premium	Boot and Springs, Actual OE	IGC0009
Q45	Mass Air Flow Sensor	4.5L	Base, Convenience, Premium	w/ OE No. 22680-7S000, No Housing, Actual OE	MAF0031
Q45	Mass Air Flow Sensor	4.5L	Base	Housing, Actual OE	MAF0045
Q45	Vapor Canister Vent Solenoid	4.5L	Base, Convenience, Premium	Actual OE	PCV0001
Q45	Power Steering Pump	4.5L	Base, Convenience, Premium	2 washers, Actual OE	PSP0022
Q45	Engine Variable Valve Timing (VVT) Solenoid	4.5L	Base, Convenience, Premium	Right, Actual OE	VTS0003
Q45	Engine Variable Valve Timing (VVT) Solenoid	4.5L	Base, Convenience, Premium	Left, Actual OE	VTS0006
Q45	Engine Water Pump	4.5L	Base, Convenience, Premium	From 05/2004, VK45DE, Gasket, Actual OE	WUP0037

Vehicle	Part Type	Engine Size	Trim	Note(s)	Part Number
<b>2005 INFINITI (cont'd)</b>					
QX56	Alternator	5.6L	Base	Actual OE	ALR0021
QX56	Automatic Transmission Speed Sensor	5.6L	Base	Actual OE	CAS0004
QX56	Engine Crankshaft Position Sensor	5.6L	Base	From 10/2004, Actual OE	CPS0005
QX56	Engine Camshaft Position Sensor	5.6L	Base	From 10/2004, Actual OE	CPS0007
QX56	Ignition Coil	5.6L	Base	Actual OE	IGC0004
QX56	Mass Air Flow Sensor	5.6L	Base	w/ OE No. 22680-7S000, No Housing, Actual OE	MAF0031
QX56	Engine Oil Pump	5.6L	Base	Actual OE, OIL PUMP	OUP0010
QX56	Steering Tie Rod	5.6L	Base	Left Outer, Actual OE	TRE0003
QX56	Steering Tie Rod	5.6L	Base	Right Outer, Actual OE	TRE0004
QX56	Steering Tie Rod	5.6L	Base	Left Inner, Rack, Actual OE	TRI0003
QX56	Steering Tie Rod	5.6L	Base	Right Inner, Rack, Actual OE	TRI0003
QX56	Engine Water Pump	5.6L	Base	Gasket, Actual OE	WUP0006
<b>2006 INFINITI</b>					
FX35	Automatic Transmission Speed Sensor	3.5L	Base	Actual OE	CAS0004
FX35	Engine Camshaft Position Sensor	3.5L	Base	Left, Actual OE	CPS0005
FX35	Engine Crankshaft Position Sensor	3.5L	Base	To 11/2005, Actual OE	CPS0006
FX35	Engine Camshaft Position Sensor	3.5L	Base	Right, Actual OE	CPS0008
FX35	Engine Camshaft Position Sensor Kit	3.5L	Base	Left	CPS20508KIT
FX35	Engine Camshaft Position Sensor Kit	3.5L	Base	Right	CPS20508KIT
FX35	Fuel Injection Throttle Body	3.5L	Base	Gasket, Actual OE	ETB0013
FX35	Electric Fuel Pump	3.5L	Base	In-Tank, Actual OE, COMPLETE MODULE	FUP0001
FX35	Ignition Coil	3.5L	Base	Boot and Springs, Actual OE	IGC0007
FX35	Mass Air Flow Sensor	3.5L	Base	Housing, Actual OE	MAF0029

Vehicle	Part Type	Engine Size	Trim	Note(s)	Part Number
<b>2006 INFINITI (cont'd)</b>					
FX35	Rack and Pinion Assembly	3.5L	Base	To 08/2006, Actual OE	PSG0009
FX35	Rack and Pinion Assembly	3.5L	Base	From 08/2006, Actual OE	PSG0012
FX35	Power Steering Pump	3.5L	Base	2 washers, Actual OE	PSP0018
FX35	Starter Motor	3.5L	Base	AWD, Actual OE	STR0020
FX35	Engine Variable Valve Timing (VVT) Solenoid	3.5L	Base	Right, Gasket, Actual OE	VTS0001
FX35	Engine Variable Valve Timing (VVT) Solenoid	3.5L	Base	Left, Gasket, Actual OE	VTS0004
FX35	Engine Water Pump	3.5L	Base	Actual OE	WUP0038
FX45	Alternator	4.5L	Base	Actual OE	ALR0013
FX45	Automatic Transmission Speed Sensor	4.5L	Base	Actual OE	CAS0004
FX45	Engine Camshaft Position Sensor	4.5L	Base	Actual OE	CPS0007
FX45	Fuel Injection Throttle Body	4.5L	Base	To 11/2005, Gasket, Actual OE	ETB0011
FX45	Fuel Injection Throttle Body	4.5L	Base	From 11/2005, Gasket, Actual OE	ETB0020
FX45	Fuel Injector	4.5L	Base	CAN, Actual OE	FIJ0001
FX45	Fuel Injector	4.5L	Base	USA, Actual OE	FIJ0001
FX45	Electric Fuel Pump	4.5L	Base	In-Tank, Actual OE, COMPLETE MODULE	FUP0002
FX45	Ignition Coil	4.5L	Base	Boot and Springs, Actual OE	IGC0009
FX45	Mass Air Flow Sensor	4.5L	Base	Housing, Actual OE	MAF0045
FX45	Rack and Pinion Assembly	4.5L	Base	w/o 20" Run Flat Tires; w/ Spare Tire Mounted under Vehicle, To 08/2006, Actual OE	PSG0009
FX45	Rack and Pinion Assembly	4.5L	Base	w/ 20" Run Flat Tires; w/o Spare Tire Mounted under Vehicle, To 08/2006, Actual OE	PSG0012
FX45	Power Steering Pump	4.5L	Base	2 washers, Actual OE	PSP0025
FX45	Engine Variable Valve Timing (VVT) Solenoid	4.5L	Base	Right, Actual OE	VTS0003

Vehicle	Part Type	Engine Size	Trim	Note(s)	Part Number
<b>2006 INFINITI (cont'd)</b>					
FX45	Engine Variable Valve Timing (VVT) Solenoid	4.5L	Base	Left, Actual OE	VTS0006
FX45	Engine Water Pump	4.5L	Base	VK45DE, Gasket, Actual OE	WUP0037
G35	Automatic Transmission Speed Sensor	3.5L	Base, X	Automatic, Actual OE	CAS0004
G35	Engine Camshaft Position Sensor	3.5L	Base, X	Left, Actual OE	CPS0005
G35	Engine Crankshaft Position Sensor	3.5L	Base, X	Actual OE	CPS0006
G35	Engine Camshaft Position Sensor	3.5L	Base, X	Right, Actual OE	CPS0008
G35	Engine Camshaft Position Sensor Kit	3.5L	Base, X	Left	CPS20508KIT
G35	Engine Camshaft Position Sensor Kit	3.5L	Base, X	Right	CPS20508KIT
G35	Fuel Injection Throttle Body	3.5L	Base, X	Gasket, Actual OE	ETB0013
G35	Electric Fuel Pump	3.5L	Base	In-Tank, 6, Coupe, Manual, Actual OE, COMPLETE MODULE	FUP0006
G35	Electric Fuel Pump	3.5L	Base	In-Tank, 5, Coupe, Automatic, Actual OE, COMPLETE MODULE	FUP0009
G35	Ignition Coil	3.5L	Base, X	Boot and Springs, Actual OE	IGC0007
G35	Mass Air Flow Sensor	3.5L	Base, X	Housing, Actual OE	MAF0029
G35	Mass Air Flow Sensor	3.5L	Base, X	w/ OE No. 22680-7S000, No Housing, Actual OE	MAF0031
G35	Starter Motor	3.5L	Base	Actual OE	STR0019
G35	Starter Motor	3.5L	X	Actual OE	STR0020
G35	Engine Variable Valve Timing (VVT) Solenoid	3.5L	Base, X	Right, Gasket, Actual OE	VTS0001
G35	Engine Variable Valve Timing (VVT) Solenoid	3.5L	Base, X	Left, Gasket, Actual OE	VTS0004
G35	Engine Water Pump	3.5L	Base, X	Actual OE	WUP0038
M35	Automatic Transmission Speed Sensor	3.5L	Base, Sport, X	Actual OE	CAS0004
M35	Engine Camshaft Position Sensor	3.5L	Base, Sport, X	Left, Actual OE	CPS0005

Vehicle	Part Type	Engine Size	Trim	Note(s)	Part Number
<b>2006 INFINITI (cont'd)</b>					
M35	Engine Crankshaft Position Sensor	3.5L	Base, Sport, X	Actual OE	CPS0006
M35	Engine Camshaft Position Sensor	3.5L	Base, Sport, X	Right, Actual OE	CPS0008
M35	Engine Camshaft Position Sensor Kit	3.5L	Base, Sport, X	Left	CPS20508KIT
M35	Engine Camshaft Position Sensor Kit	3.5L	Base, Sport, X	Right	CPS20508KIT
M35	Fuel Injection Throttle Body	3.5L	Base, Sport, X	Gasket, Actual OE	ETB0013
M35	Electric Fuel Pump	3.5L	Base, Sport, X	In-Tank, Actual OE, COMPLETE MODULE	FUP0005
M35	Ignition Coil	3.5L	Base, Sport, X	Boot and Springs, Actual OE	IGC0007
M35	Mass Air Flow Sensor	3.5L	Base, Sport, X	w/ OE No. 22680-7S000, No Housing, Actual OE	MAF0031
M35	Power Steering Pump	3.5L	Base, Sport, X	2 washers, Actual OE	PSP0023
M35	Starter Motor	3.5L	X	Actual OE	STR0020
M35	Engine Variable Valve Timing (VVT) Solenoid	3.5L	Base, Sport, X	Right, Gasket, Actual OE	VTS0001
M35	Engine Variable Valve Timing (VVT) Solenoid	3.5L	Base, Sport, X	Left, Gasket, Actual OE	VTS0004
M35	Engine Water Pump	3.5L	Base, Sport, X	Actual OE	WUP0038
M45	Automatic Transmission Speed Sensor	4.5L	Base, Sport	Actual OE	CAS0004
M45	Engine Camshaft Position Sensor	4.5L	Base, Sport	Actual OE	CPS0007
M45	Fuel Injection Throttle Body	4.5L	Base, Sport	Gasket, Actual OE	ETB0020
M45	Fuel Injector	4.5L	Base, Sport	CAN, Actual OE	FIJ0001
M45	Fuel Injector	4.5L	Base, Sport	USA, Actual OE	FIJ0001
M45	Electric Fuel Pump	4.5L	Base, Sport	In-Tank, Actual OE, COMPLETE MODULE	FUP0005
M45	Ignition Coil	4.5L	Base, Sport	Boot and Springs, Actual OE	IGC0009
M45	Mass Air Flow Sensor	4.5L	Base, Sport	w/ OE No. 22680-7S000, No Housing, Actual OE	MAF0031
M45	Power Steering Pump	4.5L	Base, Sport	2 washers, Actual OE	PSP0030

Vehicle	Part Type	Engine Size	Trim	Note(s)	Part Number
<b>2006 INFINITI (cont'd)</b>					
M45	Engine Variable Valve Timing (VVT) Solenoid	4.5L	Base, Sport	Right, Actual OE	VTS0003
M45	Engine Variable Valve Timing (VVT) Solenoid	4.5L	Base, Sport	Left, Actual OE	VTS0006
M45	Engine Water Pump	4.5L	Base, Sport	VK45DE, Gasket, Actual OE	WUP0037
Q45	Alternator	4.5L	Base	Actual OE	ALR0013
Q45	Automatic Transmission Speed Sensor	4.5L	Base	Actual OE	CAS0004
Q45	Engine Crankshaft Position Sensor	4.5L	Base	Actual OE	CPS0007
Q45	Engine Camshaft Position Sensor	4.5L	Base	From 12/2006, Actual OE	CPS0015
Q45	Fuel Injection Throttle Body	4.5L	Base	Gasket, Actual OE	ETB0011
Q45	Fuel Injector	4.5L	Base	USA, Actual OE	FIJ0001
Q45	Electric Fuel Pump	4.5L	Base	Set Contains Pump & Strainer, From 01/2001, To 12/2005, Actual OE	FUP0033
Q45	Ignition Coil	4.5L	Base	Boot and Springs, Actual OE	IGC0009
Q45	Mass Air Flow Sensor	4.5L	Premium TA, TA	No Housing, Actual OE	MAF0031
Q45	Mass Air Flow Sensor	4.5L	Base	w/ OE No. 22680-7S000, No Housing, Actual OE	MAF0031
Q45	Mass Air Flow Sensor	4.5L	Base	Housing, Actual OE	MAF0045
Q45	Vapor Canister Vent Solenoid	4.5L	Base	Actual OE	PCV0001
Q45	Power Steering Pump	4.5L	Base	2 washers, Actual OE	PSP0022
Q45	Engine Variable Valve Timing (VVT) Solenoid	4.5L	Base	Right, Actual OE	VTS0003
Q45	Engine Variable Valve Timing (VVT) Solenoid	4.5L	Base	Left, Actual OE	VTS0006
Q45	Engine Water Pump	4.5L	Base, Premium TA, TA	From 05/2004, VK45DE, Gasket, Actual OE	WUP0037
QX56	Alternator	5.6L	Base	Actual OE	ALR0021
QX56	Automatic Transmission Speed Sensor	5.6L	Base	Actual OE	CAS0004

Vehicle	Part Type	Engine Size	Trim	Note(s)	Part Number
<b>2006 INFINITI (cont'd)</b>					
QX56	Engine Crankshaft Position Sensor	5.6L	Base	Actual OE	CPS0005
QX56	Engine Camshaft Position Sensor	5.6L	Base	Actual OE	CPS0007
QX56	Ignition Coil	5.6L	Base	From 08/2006, Actual OE	IGC0001
QX56	Ignition Coil	5.6L	Base	To 08/2006, Actual OE	IGC0004
QX56	Mass Air Flow Sensor	5.6L	Base	w/ OE No. 22680-7S000, No Housing, Actual OE	MAF0031
QX56	Engine Oil Pump	5.6L	Base	Actual OE, OIL PUMP	OUP0010
QX56	Steering Tie Rod	5.6L	Base	Left Outer, Actual OE	TRE0003
QX56	Steering Tie Rod	5.6L	Base	Right Outer, Actual OE	TRE0004
QX56	Steering Tie Rod	5.6L	Base	Left Inner, Rack, Actual OE	TRI0003
QX56	Steering Tie Rod	5.6L	Base	Right Inner, Rack, Actual OE	TRI0003
QX56	Engine Variable Valve Timing (VVT) Sprocket	5.6L	Base	Intake (Left), Actual OE	VTG0008
QX56	Engine Variable Valve Timing (VVT) Sprocket	5.6L	Base	Intake (Right), Actual OE	VTG0010
QX56	Engine Variable Valve Timing (VVT) Solenoid	5.6L	Base	From 08/2006, Right, Actual OE	VTS0003
QX56	Engine Variable Valve Timing (VVT) Solenoid	5.6L	Base	From 08/2006, Left, Actual OE	VTS0006
QX56	Engine Water Pump	5.6L	Base	Gasket, Actual OE	WUP0006
<b>2007 INFINITI</b>					
FX35	Automatic Transmission Speed Sensor	3.5L	Base	Actual OE	CAS0004
FX35	Engine Crankshaft Position Sensor	3.5L	Base	From 04/2007, Actual OE, CRANK POSITION SENSOR	CPS0004
FX35	Engine Camshaft Position Sensor	3.5L	Base	Left, Actual OE	CPS0005
FX35	Engine Crankshaft Position Sensor	3.5L	Base	Actual OE	CPS0006
FX35	Engine Camshaft Position Sensor	3.5L	Base	Right, Actual OE	CPS0008



Vehicle	Part Type	Engine Size	Trim	Note(s)	Part Number
<b>2007 INFINITI (cont'd)</b>					
FX35	Engine Camshaft Position Sensor Kit	3.5L	Base	Left	CPS20508KIT
FX35	Engine Camshaft Position Sensor Kit	3.5L	Base	Right	CPS20508KIT
FX35	Fuel Injection Throttle Body	3.5L	Base	Gasket, Actual OE	ETB0013
FX35	Electric Fuel Pump	3.5L	Base	In-Tank, Actual OE, COMPLETE MODULE	FUP0001
FX35	Ignition Coil	3.5L	Base	Boot and Springs, Actual OE	IGC0007
FX35	Mass Air Flow Sensor	3.5L	Base	Housing, Actual OE	MAF0029
FX35	Engine Oil Pump	3.5L	Base	Actual OE, OIL PUMP	OUP0028
FX35	Rack and Pinion Assembly	3.5L	Base	Actual OE	PSG0012
FX35	Power Steering Pump	3.5L	Base	2 washers, Actual OE	PSP0018
FX35	Starter Motor	3.5L	Base	AWD, Actual OE	STR0020
FX35	Engine Variable Valve Timing (VVT) Solenoid	3.5L	Base	Right, Gasket, Actual OE	VTS0001
FX35	Engine Variable Valve Timing (VVT) Solenoid	3.5L	Base	From 04/2007, Left, Gasket, Actual OE	VTS0004
FX35	Engine Water Pump	3.5L	Base	To 03/2007, Actual OE	WUP0038
FX45	Alternator	4.5L	Base	Actual OE	ALR0013
FX45	Automatic Transmission Speed Sensor	4.5L	Base	Actual OE	CAS0004
FX45	Engine Crankshaft Position Sensor	4.5L	Base	Actual OE	CPS0007
FX45	Engine Camshaft Position Sensor	4.5L	Base	From 12/2006, To 07/2007, Actual OE	CPS0015
FX45	Engine Camshaft Position Sensor	4.5L	Base	From 07/2007, Actual OE	CPS0016
FX45	Fuel Injection Throttle Body	4.5L	Base	Gasket, Actual OE	ETB0020
FX45	Fuel Injector	4.5L	Base	CAN, Actual OE	FIJ0001
FX45	Fuel Injector	4.5L	Base	USA, Actual OE	FIJ0001
FX45	Electric Fuel Pump	4.5L	Base	In-Tank, Actual OE, COMPLETE MODULE	FUP0002
FX45	Ignition Coil	4.5L	Base	Boot and Springs, Actual OE	IGC0009
FX45	Mass Air Flow Sensor	4.5L	Base	Housing, Actual OE	MAF0045

Vehicle	Part Type	Engine Size	Trim	Note(s)	Part Number
<b>2007 INFINITI (cont'd)</b>					
FX45	Rack and Pinion Assembly	4.5L	Base	Actual OE	PSG0012
FX45	Power Steering Pump	4.5L	Base	2 washers, Actual OE	PSP0025
FX45	Engine Variable Valve Timing (VVT) Sprocket	4.5L	Base	To 04/2007, Intake (Right), Actual OE	VTG0002
FX45	Engine Variable Valve Timing (VVT) Sprocket	4.5L	Base	From 04/2007, Intake (Left), Actual OE	VTG0004
FX45	Engine Variable Valve Timing (VVT) Solenoid	4.5L	Base	Right, Actual OE	VTS0003
FX45	Engine Variable Valve Timing (VVT) Solenoid	4.5L	Base	Left, Actual OE	VTS0006
FX45	Engine Water Pump	4.5L	Base	VK45DE, Gasket, Actual OE	WUP0037
G35	Automatic Transmission Speed Sensor	3.5L	Base, Journey, Sport, X	Automatic, Actual OE	CAS0004
G35	Engine Camshaft Position Sensor	3.5L	Base, Journey, Sport, X	Left, Actual OE	CPS0005
G35	Engine Crankshaft Position Sensor	3.5L	Base, Journey, Sport, X	Actual OE	CPS0006
G35	Engine Camshaft Position Sensor	3.5L	Base, Journey, Sport, X	Right, Actual OE	CPS0008
G35	Engine Camshaft Position Sensor Kit	3.5L	Base, Journey, Sport, X	Left	CPS20508KIT
G35	Engine Camshaft Position Sensor Kit	3.5L	Base, Journey, Sport, X	Right	CPS20508KIT
G35	Fuel Injection Throttle Body	3.5L	Base, Journey, Sport, X	Left position, VQ35HR, Actual OE	ETB0005
G35	Fuel Injection Throttle Body	3.5L	Base, Journey, Sport, X	Right position, VQ35HR, Actual OE	ETB0008
G35	Fuel Injection Throttle Body	3.5L	Base	VQ35DE, Gasket, Actual OE	ETB0013
G35	Electric Fuel Pump	3.5L	Journey, Sport, X	In-Tank, Actual OE, COMPLETE MODULE	FUP0008
G35	Electric Fuel Pump	3.5L	Base	In-Tank, VQ35HR, Actual OE, COMPLETE MODULE	FUP0008
G35	Electric Fuel Pump	3.5L	Base	In-Tank, 5, VQ35DE, Coupe, Automatic, Actual OE, COMPLETE MODULE	FUP0009

Vehicle	Part Type	Engine Size	Trim	Note(s)	Part Number
<b>2007 INFINITI (cont'd)</b>					
G35	Ignition Coil	3.5L	Base, Journey, Sport, X	VQ35HR, Actual OE	IGC0003
G35	Ignition Coil	3.5L	Base	VQ35DE, Boot and Springs, Actual OE	IGC0007
G35	Mass Air Flow Sensor	3.5L	Base	VQ35DE, Housing, Actual OE	MAF0029
G35	Mass Air Flow Sensor	3.5L	Base	w/ OE No. 22680-7S000, VQ35DE, No Housing, Actual OE	MAF0031
G35	Mass Air Flow Sensor	3.5L	Base, Journey, Sport, X	w/ OE No. 22680-7S000, VQ35HR, No Housing, Actual OE	MAF0031
G35	Engine Oil Pump	3.5L	Base, Journey, Sport, X	Actual OE, OIL PUMP	OUP0028
G35	Power Steering Pump	3.5L	Base, Journey, Sport, X	Except Rear Active Steer, V36, 2 washers, Actual OE	PSP0011
G35	Power Steering Pump	3.5L	Base, Journey, Sport, X	Rear Active Steer, V36, 2 washers, Actual OE	PSP0013
G35	Starter Motor	3.5L	Base, Journey, Sport, X	Actual OE	STR0019
G35	Engine Variable Valve Timing (VVT) Sprocket	3.5L	Base, Journey, Sport, X	w/ OE No. 13025-JK20A, Intake, VQ35HR	VTG0025
G35	Engine Variable Valve Timing (VVT) Solenoid	3.5L	Base, Sport	Right, Coupe, Gasket, Actual OE	VTS0001
G35	Engine Variable Valve Timing (VVT) Solenoid	3.5L	Base, Journey, Sport, X	Left, Sedan, Actual OE	VTS0003
G35	Engine Variable Valve Timing (VVT) Solenoid	3.5L	Base, Sport	Left, Coupe, Gasket, Actual OE	VTS0004
G35	Engine Variable Valve Timing (VVT) Solenoid	3.5L	Base, Journey, Sport, X	Right, Sedan, Gasket, Actual OE	VTS0005
G35	Engine Water Pump	3.5L	Base	To 03/2007, VQ35DE, Actual OE	WUP0038
M35	Automatic Transmission Speed Sensor	3.5L	Base, Sport, X	Actual OE	CAS0004
M35	Engine Camshaft Position Sensor	3.5L	Base, Sport, X	Left, Actual OE	CPS0005
M35	Engine Crankshaft Position Sensor	3.5L	Base, Sport, X	Actual OE	CPS0006
M35	Engine Camshaft Position Sensor	3.5L	Base, Sport, X	Right, Actual OE	CPS0008

Vehicle	Part Type	Engine Size	Trim	Note(s)	Part Number
<b>2007 INFINITI (cont'd)</b>					
M35	Engine Camshaft Position Sensor Kit	3.5L	Base, Sport, X	Left	CPS20508KIT
M35	Engine Camshaft Position Sensor Kit	3.5L	Base, Sport, X	Right	CPS20508KIT
M35	Fuel Injection Throttle Body	3.5L	Base, Sport, X	Gasket, Actual OE	ETB0013
M35	Electric Fuel Pump	3.5L	Base, Sport, X	In-Tank, Actual OE, COMPLETE MODULE	FUP0005
M35	Ignition Coil	3.5L	Base, Sport, X	Boot and Springs, Actual OE	IGC0007
M35	Mass Air Flow Sensor	3.5L	Base, Sport, X	w/ OE No. 22680-7S000, No Housing, Actual OE	MAF0031
M35	Engine Oil Pump	3.5L	Base, Sport, X	Actual OE, OIL PUMP	OUP0028
M35	Power Steering Pump	3.5L	Base, Sport, X	2 washers, Actual OE	PSP0023
M35	Starter Motor	3.5L	X	Actual OE	STR0020
M35	Engine Variable Valve Timing (VVT) Solenoid	3.5L	Base, Sport, X	Right, Gasket, Actual OE	VTS0001
M35	Engine Variable Valve Timing (VVT) Solenoid	3.5L	Base, Sport, X	Left, Gasket, Actual OE	VTS0004
M35	Engine Water Pump	3.5L	Base, Sport, X	To 03/2007, Actual OE	WUP0038
M45	Automatic Transmission Speed Sensor	4.5L	Base, Sport	Actual OE	CAS0004
M45	Engine Crankshaft Position Sensor	4.5L	Base, Sport	Actual OE	CPS0007
M45	Engine Camshaft Position Sensor	4.5L	Base, Sport	From 12/2006, To 07/2007, Actual OE	CPS0015
M45	Engine Camshaft Position Sensor	4.5L	Base, Sport	From 07/2007, Actual OE	CPS0016
M45	Fuel Injection Throttle Body	4.5L	Base, Sport	Gasket, Actual OE	ETB0020
M45	Fuel Injector	4.5L	Base, Sport	CAN, Actual OE	FIJ0001
M45	Fuel Injector	4.5L	Base, Sport	USA, Actual OE	FIJ0001
M45	Electric Fuel Pump	4.5L	Base, Sport	In-Tank, Actual OE, COMPLETE MODULE	FUP0005
M45	Ignition Coil	4.5L	Base, Sport	Boot and Springs, Actual OE	IGC0009
M45	Mass Air Flow Sensor	4.5L	Base, Sport	w/ OE No. 22680-7S000, No Housing, Actual OE	MAF0031

Vehicle	Part Type	Engine Size	Trim	Note(s)	Part Number
<b>2007 INFINITI (cont'd)</b>					
M45	Power Steering Pump	4.5L	Base, Sport	2 washers, Actual OE	PSP0030
M45	Engine Variable Valve Timing (VVT) Solenoid	4.5L	Base, Sport	Right, Actual OE	VTS0003
M45	Engine Variable Valve Timing (VVT) Solenoid	4.5L	Base, Sport	Left, Actual OE	VTS0006
M45	Engine Water Pump	4.5L	Base, Sport	VK45DE, Gasket, Actual OE	WUP0037
QX56	Automatic Transmission Speed Sensor	5.6L	Base	Actual OE	CAS0004
QX56	Engine Crankshaft Position Sensor	5.6L	Base	Actual OE	CPS0005
QX56	Engine Camshaft Position Sensor	5.6L	Base	Actual OE	CPS0007
QX56	Ignition Coil	5.6L	Base	From 08/2006, Actual OE	IGC0001
QX56	Mass Air Flow Sensor	5.6L	Base	w/ OE No. 22680-7S000, No Housing, Actual OE	MAF0031
QX56	Engine Oil Pump	5.6L	Base	Actual OE, OIL PUMP	OUP0010
QX56	Steering Tie Rod	5.6L	Base	Left Outer, Actual OE	TRE0003
QX56	Steering Tie Rod	5.6L	Base	Right Outer, Actual OE	TRE0004
QX56	Steering Tie Rod	5.6L	Base	Left Inner, Rack, Actual OE	TRI0003
QX56	Steering Tie Rod	5.6L	Base	Right Inner, Rack, Actual OE	TRI0003
QX56	Engine Variable Valve Timing (VVT) Sprocket	5.6L	Base	Intake (Left), Actual OE	VTG0008
QX56	Engine Variable Valve Timing (VVT) Sprocket	5.6L	Base	Intake (Right), Actual OE	VTG0010
QX56	Engine Variable Valve Timing (VVT) Solenoid	5.6L	Base	Right, Actual OE	VTS0003
QX56	Engine Variable Valve Timing (VVT) Solenoid	5.6L	Base	Left, Actual OE	VTS0006
QX56	Engine Water Pump	5.6L	Base	Gasket, Actual OE	WUP0006

Vehicle	Part Type	Engine Size	Trim	Note(s)	Part Number
<b>2008 INFINITI</b>					
EX35	Automatic Transmission Speed Sensor	3.5L	Base, Journey	Actual OE	CAS0004
EX35	Fuel Injection Throttle Body	3.5L	Base, Journey	Left position, Actual OE	ETB0005
EX35	Fuel Injection Throttle Body	3.5L	Base, Journey	Right position, Actual OE	ETB0008
EX35	Ignition Coil	3.5L	Base, Journey	Actual OE	IGC0003
EX35	Mass Air Flow Sensor	3.5L	Base, Journey	w/ OE No. 22680-7S000, No Housing, Actual OE	MAF0031
EX35	Manifold Absolute Pressure Sensor	3.5L	Base, Journey	Engine Cover, Front, Actual OE	PRS0002
EX35	Power Steering Pump	3.5L	Base, Journey	2 washers, Actual OE	PSP0011
EX35	Starter Motor	3.5L	Base, Journey	Actual OE	STR0022
EX35	Engine Variable Valve Timing (VVT) Sprocket	3.5L	Base, Journey	w/ OE No. 13025-JK20A, Intake	VTG0025
EX35	Engine Variable Valve Timing (VVT) Solenoid	3.5L	Base, Journey	Left, Actual OE	VTS0003
EX35	Engine Variable Valve Timing (VVT) Solenoid	3.5L	Base, Journey	Right, Gasket, Actual OE	VTS0005
FX35	Automatic Transmission Speed Sensor	3.5L	Base	Actual OE	CAS0004
FX35	Engine Camshaft Position Sensor	3.5L	Base	Left, Actual OE	CPS0005
FX35	Engine Crankshaft Position Sensor	3.5L	Base	Actual OE	CPS0006
FX35	Engine Camshaft Position Sensor	3.5L	Base	Right, Actual OE	CPS0008
FX35	Engine Camshaft Position Sensor Kit	3.5L	Base	Left	CPS20508KIT
FX35	Engine Camshaft Position Sensor Kit	3.5L	Base	Right	CPS20508KIT
FX35	Fuel Injection Throttle Body	3.5L	Base	Gasket, Actual OE	ETB0013
FX35	Electric Fuel Pump	3.5L	Base	In-Tank, Actual OE, COMPLETE MODULE	FUP0001
FX35	Ignition Coil	3.5L	Base	Boot and Springs, Actual OE	IGC0007
FX35	Mass Air Flow Sensor	3.5L	Base	Housing, Actual OE	MAF0029
FX35	Engine Oil Pump	3.5L	Base	Actual OE, OIL PUMP	OUP0028

Vehicle	Part Type	Engine Size	Trim	Note(s)	Part Number
<b>2008 INFINITI (cont'd)</b>					
FX35	Rack and Pinion Assembly	3.5L	Base	Actual OE	PSG0012
FX35	Power Steering Pump	3.5L	Base	2 washers, Actual OE	PSP0018
FX35	Starter Motor	3.5L	Base	AWD, Actual OE	STR0020
FX35	Engine Variable Valve Timing (VVT) Solenoid	3.5L	Base	Right, Gasket, Actual OE	VTS0001
FX35	Engine Variable Valve Timing (VVT) Solenoid	3.5L	Base	Left, Gasket, Actual OE	VTS0004
FX45	Alternator	4.5L	Base	Actual OE	ALR0013
FX45	Automatic Transmission Speed Sensor	4.5L	Base	Actual OE	CAS0004
FX45	Engine Crankshaft Position Sensor	4.5L	Base	Actual OE	CPS0007
FX45	Engine Camshaft Position Sensor	4.5L	Base	Actual OE	CPS0016
FX45	Fuel Injection Throttle Body	4.5L	Base	Gasket, Actual OE	ETB0020
FX45	Fuel Injector	4.5L	Base	CAN, Actual OE	FIJ0001
FX45	Fuel Injector	4.5L	Base	USA, Actual OE	FIJ0001
FX45	Electric Fuel Pump	4.5L	Base	In-Tank, Actual OE, COMPLETE MODULE	FUP0002
FX45	Ignition Coil	4.5L	Base	Boot and Springs, Actual OE	IGC0009
FX45	Mass Air Flow Sensor	4.5L	Base	Housing, Actual OE	MAF0045
FX45	Rack and Pinion Assembly	4.5L	Base	Actual OE	PSG0012
FX45	Power Steering Pump	4.5L	Base	2 washers, Actual OE	PSP0025
FX45	Engine Variable Valve Timing (VVT) Sprocket	4.5L	Base	Intake (Right), Actual OE	VTG0002
FX45	Engine Variable Valve Timing (VVT) Sprocket	4.5L	Base	Intake (Left), Actual OE	VTG0004
FX45	Engine Variable Valve Timing (VVT) Solenoid	4.5L	Base	Right, Actual OE	VTS0003
FX45	Engine Variable Valve Timing (VVT) Solenoid	4.5L	Base	Left, Actual OE	VTS0006
FX45	Engine Water Pump	4.5L	Base	VK45DE, Gasket, Actual OE	WUP0037

Vehicle	Part Type	Engine Size	Trim	Note(s)	Part Number
<b>2008 INFINITI (cont'd)</b>					
G35	Automatic Transmission Speed Sensor	3.5L	Base, Journey, Sport, X, X Sport	Actual OE	CAS0004
G35	Fuel Injection Throttle Body	3.5L	Base, Journey, Sport, X, X Sport	Left position, Actual OE	ETB0005
G35	Fuel Injection Throttle Body	3.5L	Base, Journey, Sport, X, X Sport	Right position, Actual OE	ETB0008
G35	Electric Fuel Pump	3.5L	Base, Journey, Sport, X	In-Tank, Actual OE, COMPLETE MODULE	FUP0008
G35	Ignition Coil	3.5L	Base, Journey, Sport, X, X Sport	Actual OE	IGC0003
G35	Mass Air Flow Sensor	3.5L	Base, Journey, Sport, X, X Sport	w/ OE No. 22680-7S000, VQ35HR, No Housing, Actual OE	MAF0031
G35	Power Steering Pump	3.5L	Base, Journey, Sport, X	Standard, USA, 2 washers, Actual OE	PSP0011
G35	Power Steering Pump	3.5L	Base, Journey, Sport, X	w/ High Capacity Actively Controlled Steering, USA, 2 washers, Actual OE	PSP0013
G35	Starter Motor	3.5L	Base, Journey, Sport, X, X Sport	Actual OE	STR0019
G35	Starter Motor	3.5L	Base, Journey, Sport, X, X Sport	To 08/2008, Actual OE	STR0063
G35	Engine Variable Valve Timing (VVT) Sprocket	3.5L	Base, Journey, Sport, X, X Sport	w/ OE No. 13025-JK20A, Intake	VTG0025
G35	Engine Variable Valve Timing (VVT) Solenoid	3.5L	Base, Journey, Sport, X, X Sport	Left, Actual OE	VTS0003
G35	Engine Variable Valve Timing (VVT) Solenoid	3.5L	Base, Journey, Sport, X, X Sport	Right, Gasket, Actual OE	VTS0005
G37	Automatic Transmission Speed Sensor	3.7L	Sport	Actual OE	CAS0004
G37	Automatic Transmission Speed Sensor	3.7L	Base, Journey	Automatic, Actual OE	CAS0004
G37	Fuel Injection Throttle Body	3.7L	Base, Journey, Sport	Left position, Actual OE	ETB0005
G37	Fuel Injection Throttle Body	3.7L	Base, Journey, Sport	Right position, Actual OE	ETB0008
G37	Electric Fuel Pump	3.7L	Base, Journey, Sport	From 06/2007, To 08/2008, Coupe, Actual OE	FUP0034
G37	Ignition Coil	3.7L	Base, Journey, Sport	Actual OE	IGC0078



Vehicle	Part Type	Engine Size	Trim	Note(s)	Part Number
<b>2008 INFINITI (cont'd)</b>					
G37	Mass Air Flow Sensor	3.7L	Base, Journey, Sport	w/ OE No. 22680-7S000, No Housing, Actual OE	MAF0031
G37	Manifold Absolute Pressure Sensor	3.7L	Base, Journey, Sport	Engine Cover, Front, Actual OE	PRS0002
G37	Manifold Absolute Pressure Sensor	3.7L	Base, Journey, Sport	Air Power Booster, Front, Actual OE	PRS0003
G37	Rack and Pinion Assembly	3.7L	Journey, Sport	Coupe, Actual OE	PSG0002
G37	Power Steering Pump	3.7L	Base, Journey	Automatic, 2 washers, Actual OE	PSP0011
G37	Power Steering Pump	3.7L	Sport	Manual, 2 washers, Actual OE	PSP0013
G37	Starter Motor	3.7L	Base, Journey, Sport	Actual OE	STR0063
G37	Engine Variable Valve Timing (VVT) Sprocket	3.7L	Base, Journey, Sport	Intake, Actual OE	VTG0006
G37	Engine Variable Valve Timing (VVT) Sprocket	3.7L	Base, Journey, Sport	Intake (Left), Actual OE	VTG0011
G37	Engine Variable Valve Timing (VVT) Solenoid	3.7L	Base, Journey, Sport	Left, Actual OE	VTS0003
G37	Engine Variable Valve Timing (VVT) Solenoid	3.7L	Base, Journey, Sport	Right, Gasket, Actual OE	VTS0005
M35	Automatic Transmission Speed Sensor	3.5L	Base, X	Actual OE	CAS0004
M35	Engine Crankshaft Position Sensor	3.5L	Base, X	To 06/2008, Actual OE, CRANK POSITION SENSOR	CPS0004
M35	Engine Camshaft Position Sensor	3.5L	Base, X	Left, Actual OE	CPS0005
M35	Engine Crankshaft Position Sensor	3.5L	Base, X	To 06/2008, Actual OE	CPS0006
M35	Engine Camshaft Position Sensor	3.5L	Base, X	Right, Actual OE	CPS0008
M35	Engine Camshaft Position Sensor Kit	3.5L	Base, X	Left	CPS20508KIT
M35	Engine Camshaft Position Sensor Kit	3.5L	Base, X	Right	CPS20508KIT
M35	Fuel Injection Throttle Body	3.5L	Base, X	Left position, From 06/2008, Actual OE	ETB0005

Vehicle	Part Type	Engine Size	Trim	Note(s)	Part Number
<b>2008 INFINITI (cont'd)</b>					
M35	Fuel Injection Throttle Body	3.5L	Base, X	Right position, From 06/2008, Actual OE	ETB0008
M35	Fuel Injection Throttle Body	3.5L	Base, X	Left position, To 06/2008, Gasket, Actual OE	ETB0013
M35	Electric Fuel Pump	3.5L	Base, X	In-Tank, Actual OE, COMPLETE MODULE	FUP0005
M35	Ignition Coil	3.5L	Base, X	Boot and Springs, Actual OE	IGC0007
M35	Mass Air Flow Sensor	3.5L	Base, X	w/ OE No. 22680-7S000, No Housing, Actual OE	MAF0031
M35	Engine Oil Pump	3.5L	Base, X	Actual OE, OIL PUMP	OUP0028
M35	Power Steering Pump	3.5L	Base, X	From 06/2008, 2 washers, Actual OE	PSP0011
M35	Starter Motor	3.5L	X	Actual OE	STR0020
M35	Engine Variable Valve Timing (VVT) Solenoid	3.5L	Base, X	To 06/2008, Right, Gasket, Actual OE	VTS0001
M35	Engine Variable Valve Timing (VVT) Solenoid	3.5L	Base, X	From 06/2008, Left, Actual OE	VTS0003
M35	Engine Variable Valve Timing (VVT) Solenoid	3.5L	Base, X	To 06/2008, Left, Gasket, Actual OE	VTS0004
M35	Engine Variable Valve Timing (VVT) Solenoid	3.5L	Base, X	From 06/2008, Right, Gasket, Actual OE	VTS0005
M45	Automatic Transmission Speed Sensor	4.5L	Base, Sport, X	Actual OE	CAS0004
M45	Engine Crankshaft Position Sensor	4.5L	Base, Sport, X	Actual OE	CPS0007
M45	Engine Camshaft Position Sensor	4.5L	Base, Sport, X	Actual OE	CPS0016
M45	Fuel Injection Throttle Body	4.5L	Base, Sport, X	Gasket, Actual OE	ETB0020
M45	Fuel Injector	4.5L	Sport, X	CAN, Actual OE	FIJ0001
M45	Fuel Injector	4.5L	Base, X	USA, Actual OE	FIJ0001
M45	Electric Fuel Pump	4.5L	Base, X	In-Tank, Actual OE, COMPLETE MODULE	FUP0005
M45	Ignition Coil	4.5L	Base, Sport, X	Boot and Springs, Actual OE	IGC0009

Vehicle	Part Type	Engine Size	Trim	Note(s)	Part Number
<b>2008 INFINITI (cont'd)</b>					
M45	Mass Air Flow Sensor	4.5L	Base, Sport, X	w/ OE No. 22680-7S000, No Housing, Actual OE	MAF0031
M45	Power Steering Pump	4.5L	Base, Sport	RWD, 2 washers, Actual OE	PSP0030
M45	Power Steering Pump	4.5L	X	AWD, 2 washers, Actual OE	PSP0041
M45	Engine Variable Valve Timing (VVT) Sprocket	4.5L	Base, Sport, X	Intake (Right), Actual OE	VTG0002
M45	Engine Variable Valve Timing (VVT) Sprocket	4.5L	Base, Sport, X	Intake (Left), Actual OE	VTG0004
M45	Engine Variable Valve Timing (VVT) Solenoid	4.5L	Base, Sport, X	Right, Actual OE	VTS0003
M45	Engine Variable Valve Timing (VVT) Solenoid	4.5L	Base, Sport, X	Left, Actual OE	VTS0006
M45	Engine Water Pump	4.5L	Base, Sport, X	VK45DE, Gasket, Actual OE	WUP0037
QX56	Automatic Transmission Speed Sensor	5.6L	Base	Actual OE	CAS0004
QX56	Engine Crankshaft Position Sensor	5.6L	Base	Actual OE	CPS0005
QX56	Engine Camshaft Position Sensor	5.6L	Base	Actual OE	CPS0007
QX56	Ignition Coil	5.6L	Base	Actual OE	IGC0001
QX56	Mass Air Flow Sensor	5.6L	Base	w/ OE No. 22680-7S000, No Housing, Actual OE	MAF0031
QX56	Engine Oil Pump	5.6L	Base	Actual OE, OIL PUMP	OUP0010
QX56	Steering Tie Rod	5.6L	Base	Left Outer, Actual OE	TRE0003
QX56	Steering Tie Rod	5.6L	Base	Right Outer, Actual OE	TRE0004
QX56	Steering Tie Rod	5.6L	Base	Left Inner, Rack, Actual OE	TRI0003
QX56	Steering Tie Rod	5.6L	Base	Right Inner, Rack, Actual OE	TRI0003
QX56	Engine Variable Valve Timing (VVT) Sprocket	5.6L	Base	Intake (Left), Actual OE	VTG0008
QX56	Engine Variable Valve Timing (VVT) Sprocket	5.6L	Base	Intake (Right), Actual OE	VTG0010

Vehicle	Part Type	Engine Size	Trim	Note(s)	Part Number
<b>2008 INFINITI (cont'd)</b>					
QX56	Engine Variable Valve Timing (VVT) Solenoid	5.6L	Base	Right, Actual OE	VTS0003
QX56	Engine Variable Valve Timing (VVT) Solenoid	5.6L	Base	Left, Actual OE	VTS0006
QX56	Engine Water Pump	5.6L	Base	Gasket, Actual OE	WUP0006
<b>2009 INFINITI</b>					
EX35	Automatic Transmission Speed Sensor	3.5L	Base, Journey	Actual OE	CAS0004
EX35	Fuel Injection Throttle Body	3.5L	Base, Journey	Left position, Actual OE	ETB0005
EX35	Fuel Injection Throttle Body	3.5L	Base, Journey	Right position, Actual OE	ETB0008
EX35	Ignition Coil	3.5L	Base, Journey	Actual OE	IGC0003
EX35	Mass Air Flow Sensor	3.5L	Base, Journey	w/ OE No. 22680-7S000, No Housing, Actual OE	MAF0031
EX35	Manifold Absolute Pressure Sensor	3.5L	Base, Journey	Engine Cover, From 11/2008, Actual OE	PRS0002
EX35	Manifold Absolute Pressure Sensor	3.5L	Base, Journey	From 11/2008, To 08/2009, Actual OE	PRS0003
EX35	Power Steering Pump	3.5L	Base, Journey	2 washers, Actual OE	PSP0011
EX35	Starter Motor	3.5L	Base, Journey	Actual OE	STR0022
EX35	Engine Variable Valve Timing (VVT) Sprocket	3.5L	Base, Journey	w/ OE No. 13025-JK20A, Intake	VTG0025
EX35	Engine Variable Valve Timing (VVT) Solenoid	3.5L	Base, Journey	Left, Actual OE	VTS0003
EX35	Engine Variable Valve Timing (VVT) Solenoid	3.5L	Base, Journey	Right, Gasket, Actual OE	VTS0005
FX35	Automatic Transmission Speed Sensor	3.5L	Base	Actual OE	CAS0004
FX35	Fuel Injection Throttle Body	3.5L	Base	Left position, Actual OE	ETB0005
FX35	Fuel Injection Throttle Body	3.5L	Base	Right position, Actual OE	ETB0008
FX35	Ignition Coil	3.5L	Base	Actual OE	IGC0003

Vehicle	Part Type	Engine Size	Trim	Note(s)	Part Number
<b>2009 INFINITI (cont'd)</b>					
FX35	Mass Air Flow Sensor	3.5L	Base	w/ OE No. 22680-7S000, No Housing, Actual OE	MAF0031
FX35	Rack and Pinion Assembly	3.5L	Base	Actual OE	PSG0015
FX35	Power Steering Pump	3.5L	Base	2 washers, Actual OE	PSP0024
FX35	Starter Motor	3.5L	Base	Actual OE	STR0022
FX35	Engine Variable Valve Timing (VVT) Sprocket	3.5L	Base	w/ OE No. 13025-JK20A, Intake	VTG0025
FX35	Engine Variable Valve Timing (VVT) Solenoid	3.5L	Base	Left, Actual OE	VTS0003
FX35	Engine Variable Valve Timing (VVT) Solenoid	3.5L	Base	Right, Gasket, Actual OE	VTS0005
FX50	Automatic Transmission Speed Sensor	5.0L	Base	Actual OE	CAS0004
FX50	Fuel Injector	5.0L	Base	Actual OE	FIJ0012
FX50	Ignition Coil	5.0L	Base	Cylinder 1-6, Front, Boot and Springs, Actual OE	IGC0002
FX50	Ignition Coil	5.0L	Base	Rear, Actual OE	IGC0078
FX50	Mass Air Flow Sensor	5.0L	Base	w/ OE No. 22680-7S000, No Housing, Actual OE	MAF0031
FX50	Manifold Absolute Pressure Sensor	5.0L	Base	Engine Cover, Front, Actual OE	PRS0002
FX50	Power Steering Pump	5.0L	Base	2 washers, Actual OE	PSP0031
FX50	Engine Variable Valve Timing (VVT) Sprocket	5.0L	Base	Exhaust (Right), Actual OE	VTG0001
FX50	Engine Variable Valve Timing (VVT) Sprocket	5.0L	Base	Intake (Right), Actual OE	VTG0003
FX50	Engine Variable Valve Timing (VVT) Sprocket	5.0L	Base	Intake (Left), Actual OE	VTG0018
FX50	Engine Variable Valve Timing (VVT) Sprocket	5.0L	Base	Exhaust (Left), Actual OE	VTG0019
FX50	Engine Variable Valve Timing (VVT) Solenoid	5.0L	Base	Gasket, Actual OE	VTS0005
FX50	Engine Water Pump	5.0L	Base	Gasket, Actual OE	WUP0006

Vehicle	Part Type	Engine Size	Trim	Note(s)	Part Number
<b>2009 INFINITI (cont'd)</b>					
G37	Automatic Transmission Speed Sensor	3.7L	Base, Journey, Sport, X	Actual OE	CAS0004
G37	Fuel Injection Throttle Body	3.7L	Base, Journey, Sport, X	Left position, Actual OE	ETB0005
G37	Fuel Injection Throttle Body	3.7L	Base, Journey, Sport, X	Right position, Actual OE	ETB0008
G37	Ignition Coil	3.7L	Base, Journey, Sport, X	Actual OE	IGC0078
G37	Mass Air Flow Sensor	3.7L	Base, Journey, Sport, X	w/ OE No. 22680-7S000, No Housing, Actual OE	MAF0031
G37	Manifold Absolute Pressure Sensor	3.7L	Base, Journey, Sport, X	Engine Cover, Front, Actual OE	PRS0002
G37	Manifold Absolute Pressure Sensor	3.7L	Base, Journey, Sport, X	Air Power Booster, Front, Actual OE	PRS0003
G37	Rack and Pinion Assembly	3.7L	Sport	Coupe, Actual OE	PSG0002
G37	Rack and Pinion Assembly	3.7L	Base, Journey	RWD, Coupe, Actual OE	PSG0002
G37	Power Steering Pump	3.7L	Base, Journey, X	Automatic, 2 washers, Actual OE	PSP0011
G37	Power Steering Pump	3.7L	Sport	Manual, 2 washers, Actual OE	PSP0013
G37	Starter Motor	3.7L	Base, Journey, Sport, X	Actual OE	STR0063
G37	Engine Variable Valve Timing (VVT) Sprocket	3.7L	Base, Journey, Sport, X	Intake (Right), Actual OE	VTG0006
G37	Engine Variable Valve Timing (VVT) Sprocket	3.7L	Base, Journey, Sport, X	Intake (Left), Actual OE	VTG0011
G37	Engine Variable Valve Timing (VVT) Solenoid	3.7L	Base, Journey, Sport, X	Left, Actual OE	VTS0003
G37	Engine Variable Valve Timing (VVT) Solenoid	3.7L	Base, Journey, Sport, X	Right, Gasket, Actual OE	VTS0005
M35	Automatic Transmission Speed Sensor	3.5L	Base, X	Actual OE	CAS0004
M35	Fuel Injection Throttle Body	3.5L	Base, X	Left position, Actual OE	ETB0005
M35	Fuel Injection Throttle Body	3.5L	Base, X	Right position, Actual OE	ETB0008
M35	Ignition Coil	3.5L	Base, X	Actual OE	IGC0003
M35	Mass Air Flow Sensor	3.5L	Base, X	w/ OE No. 22680-7S000, No Housing, Actual OE	MAF0031

Vehicle	Part Type	Engine Size	Trim	Note(s)	Part Number
<b>2009 INFINITI (cont'd)</b>					
M35	Power Steering Pump	3.5L	Base, X	2 washers, Actual OE	PSP0011
M35	Starter Motor	3.5L	Base, X	Actual OE	STR0022
M35	Engine Variable Valve Timing (VVT) Sprocket	3.5L	Base, X	w/ OE No. 13025-JK20A, Intake	VTG0025
M35	Engine Variable Valve Timing (VVT) Solenoid	3.5L	Base, X	Left, Actual OE	VTS0003
M35	Engine Variable Valve Timing (VVT) Solenoid	3.5L	Base, X	Right, Gasket, Actual OE	VTS0005
M45	Automatic Transmission Speed Sensor	4.5L	Base, Sport, X	Actual OE	CAS0004
M45	Engine Crankshaft Position Sensor	4.5L	Base, Sport, X	Actual OE	CPS0007
M45	Engine Camshaft Position Sensor	4.5L	Base, Sport, X	Actual OE	CPS0016
M45	Fuel Injection Throttle Body	4.5L	Base, Sport, X	Gasket, Actual OE	ETB0020
M45	Fuel Injector	4.5L	Sport, X	CAN, Actual OE	FIJ0001
M45	Fuel Injector	4.5L	Base, X	USA, Actual OE	FIJ0001
M45	Ignition Coil	4.5L	Base, Sport, X	Boot and Springs, Actual OE	IGC0009
M45	Mass Air Flow Sensor	4.5L	Base, Sport, X	w/ OE No. 22680-7S000, No Housing, Actual OE	MAF0031
M45	Power Steering Pump	4.5L	Base, Sport	RWD, 2 washers, Actual OE	PSP0030
M45	Power Steering Pump	4.5L	X	AWD, 2 washers, Actual OE	PSP0041
M45	Engine Variable Valve Timing (VVT) Sprocket	4.5L	Base, Sport, X	Intake, Actual OE	VTG0002
M45	Engine Variable Valve Timing (VVT) Sprocket	4.5L	Base, Sport, X	Intake (Right), Actual OE	VTG0002
M45	Engine Variable Valve Timing (VVT) Sprocket	4.5L	Base, Sport, X	Intake (Left), Actual OE	VTG0004
M45	Engine Variable Valve Timing (VVT) Solenoid	4.5L	Base, Sport, X	Right, Actual OE	VTS0003
M45	Engine Variable Valve Timing (VVT) Solenoid	4.5L	Base, Sport, X	Left, Actual OE	VTS0006
M45	Engine Water Pump	4.5L	Base, Sport, X	VK45DE, Gasket, Actual OE	WUP0037

Vehicle	Part Type	Engine Size	Trim	Note(s)	Part Number
<b>2009 INFINITI (cont'd)</b>					
QX56	Automatic Transmission Speed Sensor	5.6L	Base	Actual OE	CAS0004
QX56	Engine Crankshaft Position Sensor	5.6L	Base	Actual OE	CPS0005
QX56	Engine Camshaft Position Sensor	5.6L	Base	Actual OE	CPS0007
QX56	Ignition Coil	5.6L	Base	Actual OE	IGC0001
QX56	Mass Air Flow Sensor	5.6L	Base	w/ OE No. 22680-7S000, No Housing, Actual OE	MAF0031
QX56	Engine Oil Pump	5.6L	Base	Actual OE, OIL PUMP	OUP0010
QX56	Steering Tie Rod	5.6L	Base	Left Outer, Actual OE	TRE0003
QX56	Steering Tie Rod	5.6L	Base	Right Outer, Actual OE	TRE0004
QX56	Steering Tie Rod	5.6L	Base	Left Inner, Rack, Actual OE	TRI0003
QX56	Steering Tie Rod	5.6L	Base	Right Inner, Rack, Actual OE	TRI0003
QX56	Engine Variable Valve Timing (VVT) Sprocket	5.6L	Base	Intake (Left), Actual OE	VTG0008
QX56	Engine Variable Valve Timing (VVT) Sprocket	5.6L	Base	Intake (Right), Actual OE	VTG0010
QX56	Engine Variable Valve Timing (VVT) Solenoid	5.6L	Base	Right, Actual OE	VTS0003
QX56	Engine Variable Valve Timing (VVT) Solenoid	5.6L	Base	Left, Actual OE	VTS0006
QX56	Engine Water Pump	5.6L	Base	Gasket, Actual OE	WUP0006
<b>2010 INFINITI</b>					
EX35	Automatic Transmission Speed Sensor	3.5L	Base	Actual OE	CAS0004
EX35	Fuel Injection Throttle Body	3.5L	Base, Journey	Left position, Actual OE	ETB0005
EX35	Fuel Injection Throttle Body	3.5L	Base, Journey	Right position, Actual OE	ETB0008
EX35	Ignition Coil	3.5L	Base, Journey	Actual OE	IGC0003
EX35	Mass Air Flow Sensor	3.5L	Base, Journey	w/ OE No. 22680-7S000, No Housing, Actual OE	MAF0031



Vehicle	Part Type	Engine Size	Trim	Note(s)	Part Number
<b>2010 INFINITI (cont'd)</b>					
EX35	Manifold Absolute Pressure Sensor	3.5L	Base	Engine Cover, Front, Actual OE	PRS0002
EX35	Manifold Absolute Pressure Sensor	3.5L	Journey	Manifold, Actual OE	PRS0002
EX35	Power Steering Pump	3.5L	Base	2 washers, Actual OE	PSP0011
EX35	Power Steering Pump	3.5L	Journey	To 09/2010, 2 washers, Actual OE	PSP0011
EX35	Starter Motor	3.5L	Base	Actual OE	STR0022
EX35	Engine Variable Valve Timing (VVT) Sprocket	3.5L	Base, Journey	w/ OE No. 13025-JK20A, Intake	VTG0025
EX35	Engine Variable Valve Timing (VVT) Solenoid	3.5L	Base, Journey	Left, Actual OE	VTS0003
EX35	Engine Variable Valve Timing (VVT) Solenoid	3.5L	Base, Journey	Right, Gasket, Actual OE	VTS0005
FX35	Automatic Transmission Speed Sensor	3.5L	Base	Actual OE	CAS0004
FX35	Fuel Injection Throttle Body	3.5L	Base	Left position, Actual OE	ETB0005
FX35	Fuel Injection Throttle Body	3.5L	Base	Right position, Actual OE	ETB0008
FX35	Ignition Coil	3.5L	Base	Actual OE	IGC0003
FX35	Mass Air Flow Sensor	3.5L	Base	w/ OE No. 22680-7S000, No Housing, Actual OE	MAF0031
FX35	Rack and Pinion Assembly	3.5L	Base	Actual OE	PSG0015
FX35	Power Steering Pump	3.5L	Base	2 washers, Actual OE	PSP0024
FX35	Starter Motor	3.5L	Base	Actual OE	STR0022
FX35	Engine Variable Valve Timing (VVT) Sprocket	3.5L	Base	w/ OE No. 13025-JK20A, Intake	VTG0025
FX35	Engine Variable Valve Timing (VVT) Solenoid	3.5L	Base	Left, Actual OE	VTS0003
FX35	Engine Variable Valve Timing (VVT) Solenoid	3.5L	Base	Right, Gasket, Actual OE	VTS0005
FX50	Automatic Transmission Speed Sensor	5.0L	Base	Actual OE	CAS0004
FX50	Fuel Injector	5.0L	Base	Actual OE	FIJ0012

Vehicle	Part Type	Engine Size	Trim	Note(s)	Part Number
<b>2010 INFINITI (cont'd)</b>					
FX50	Ignition Coil	5.0L	Base	Cylinder 1-6, Front, Boot and Springs, Actual OE	IGC0002
FX50	Ignition Coil	5.0L	Base	Rear, Actual OE	IGC0078
FX50	Mass Air Flow Sensor	5.0L	Base	w/ OE No. 22680-7S000, No Housing, Actual OE	MAF0031
FX50	Manifold Absolute Pressure Sensor	5.0L	Base	Engine Cover, Front, Actual OE	PRS0002
FX50	Rack and Pinion Assembly	5.0L	Base	From 01/2010, Actual OE	PSG0019
FX50	Power Steering Pump	5.0L	Base	2 washers, Actual OE	PSP0031
FX50	Engine Variable Valve Timing (VVT) Sprocket	5.0L	Base	Exhaust (Right), Actual OE	VTG0001
FX50	Engine Variable Valve Timing (VVT) Sprocket	5.0L	Base	Intake (Right), Actual OE	VTG0003
FX50	Engine Variable Valve Timing (VVT) Sprocket	5.0L	Base	Intake (Left), Actual OE	VTG0018
FX50	Engine Variable Valve Timing (VVT) Sprocket	5.0L	Base	Exhaust (Left), Actual OE	VTG0019
FX50	Engine Variable Valve Timing (VVT) Solenoid	5.0L	Base	VK50VE, Gasket, Actual OE	VTS0005
FX50	Engine Water Pump	5.0L	Base	Gasket, Actual OE	WUP0006
G37	Automatic Transmission Speed Sensor	3.7L	Base, Journey, Sport, X	Actual OE	CAS0004
G37	Fuel Injection Throttle Body	3.7L	Base, Journey, Sport, X	Left position, Actual OE	ETB0005
G37	Fuel Injection Throttle Body	3.7L	Base, Journey, Sport, X	Right position, Actual OE	ETB0008
G37	Ignition Coil	3.7L	Base, Journey, Sport, X	Actual OE	IGC0078
G37	Mass Air Flow Sensor	3.7L	Base, Journey, Sport, X	w/ OE No. 22680-7S000, No Housing, Actual OE	MAF0031
G37	Manifold Absolute Pressure Sensor	3.7L	Base, Journey, Sport, X	Engine Cover, Front, Actual OE	PRS0002
G37	Manifold Absolute Pressure Sensor	3.7L	Base, Journey, Sport, X	Air Power Booster, Front, Actual OE	PRS0003
G37	Rack and Pinion Assembly	3.7L	Sport	Convertible, Actual OE	PSG0002
G37	Rack and Pinion Assembly	3.7L	Sport	Coupe, Actual OE	PSG0002

Vehicle	Part Type	Engine Size	Trim	Note(s)	Part Number
<b>2010 INFINITI (cont'd)</b>					
G37	Rack and Pinion Assembly	3.7L	Base, Journey	RWD, Convertible, Actual OE	PSG0002
G37	Rack and Pinion Assembly	3.7L	Base, Journey	RWD, Coupe, Actual OE	PSG0002
G37	Power Steering Pump	3.7L	Base, Journey, X	Automatic, 2 washers, Actual OE	PSP0011
G37	Power Steering Pump	3.7L	Sport	Manual, 2 washers, Actual OE	PSP0013
G37	Starter Motor	3.7L	Base, Journey, Sport, X	Actual OE	STR0063
G37	Engine Variable Valve Timing (VVT) Sprocket	3.7L	Base, Journey, Sport	Intake (Right), Convertible, Actual OE	VTG0006
G37	Engine Variable Valve Timing (VVT) Sprocket	3.7L	Base, Journey, Sport, X	Intake (Right), Coupe, Actual OE	VTG0006
G37	Engine Variable Valve Timing (VVT) Sprocket	3.7L	Base, Journey, Sport, X	Intake (Right), Sedan, Actual OE	VTG0006
G37	Engine Variable Valve Timing (VVT) Sprocket	3.7L	Base, Journey, Sport, X	Intake (Left), Actual OE	VTG0011
G37	Engine Variable Valve Timing (VVT) Solenoid	3.7L	Base, Journey, Sport, X	Left, Actual OE	VTS0003
G37	Engine Variable Valve Timing (VVT) Solenoid	3.7L	Base, Journey, Sport, X	Right, Gasket, Actual OE	VTS0005
M35	Automatic Transmission Speed Sensor	3.5L	Base, X	Actual OE	CAS0004
M35	Fuel Injection Throttle Body	3.5L	Base, X	Left position, Actual OE	ETB0005
M35	Fuel Injection Throttle Body	3.5L	Base, X	Right position, Actual OE	ETB0008
M35	Ignition Coil	3.5L	Base, X	Actual OE	IGC0003
M35	Mass Air Flow Sensor	3.5L	Base, X	w/ OE No. 22680-7S000, No Housing, Actual OE	MAF0031
M35	Power Steering Pump	3.5L	Base, X	2 washers, Actual OE	PSP0011
M35	Starter Motor	3.5L	Base, X	Actual OE	STR0022
M35	Engine Variable Valve Timing (VVT) Sprocket	3.5L	Base, X	w/ OE No. 13025-JK20A, Intake	VTG0025
M35	Engine Variable Valve Timing (VVT) Solenoid	3.5L	Base, X	Left, Actual OE	VTS0003

Vehicle	Part Type	Engine Size	Trim	Note(s)	Part Number
<b>2010 INFINITI (cont'd)</b>					
M35	Engine Variable Valve Timing (VVT) Solenoid	3.5L	Base, X	Right, Gasket, Actual OE	VTS0005
M45	Automatic Transmission Speed Sensor	4.5L	Base, Sport, X	Actual OE	CAS0004
M45	Engine Crankshaft Position Sensor	4.5L	Base, Sport, X	Actual OE	CPS0007
M45	Engine Camshaft Position Sensor	4.5L	Base, Sport, X	Actual OE	CPS0016
M45	Fuel Injection Throttle Body	4.5L	Base, Sport, X	Gasket, Actual OE	ETB0020
M45	Fuel Injector	4.5L	Sport, X	CAN, Actual OE	FIJ0001
M45	Fuel Injector	4.5L	Base, X	USA, Actual OE	FIJ0001
M45	Ignition Coil	4.5L	Base, Sport, X	Boot and Springs, Actual OE	IGC0009
M45	Mass Air Flow Sensor	4.5L	Base, Sport, X	w/ OE No. 22680-7S000, No Housing, Actual OE	MAF0031
M45	Power Steering Pump	4.5L	Base, Sport	RWD, 2 washers, Actual OE	PSP0030
M45	Power Steering Pump	4.5L	X	AWD, 2 washers, Actual OE	PSP0041
M45	Engine Variable Valve Timing (VVT) Sprocket	4.5L	Base, Sport, X	Intake, Actual OE	VTG0002
M45	Engine Variable Valve Timing (VVT) Sprocket	4.5L	Base, Sport, X	Intake (Right), Actual OE	VTG0002
M45	Engine Variable Valve Timing (VVT) Sprocket	4.5L	Base, Sport, X	Intake (Left), Actual OE	VTG0004
M45	Engine Variable Valve Timing (VVT) Solenoid	4.5L	Base, Sport, X	Right, Actual OE	VTS0003
M45	Engine Variable Valve Timing (VVT) Solenoid	4.5L	Base, Sport, X	Left, Actual OE	VTS0006
M45	Engine Water Pump	4.5L	Base, Sport, X	VK45DE, Gasket, Actual OE	WUP0037
QX56	Automatic Transmission Speed Sensor	5.6L	Base	Actual OE	CAS0004
QX56	Engine Crankshaft Position Sensor	5.6L	Base	Actual OE	CPS0005
QX56	Engine Camshaft Position Sensor	5.6L	Base	Actual OE	CPS0007
QX56	Ignition Coil	5.6L	Base	Actual OE	IGC0001

Vehicle	Part Type	Engine Size	Trim	Note(s)	Part Number
<b>2010 INFINITI (cont'd)</b>					
QX56	Mass Air Flow Sensor	5.6L	Base	w/ OE No. 22680-7S000, No Housing, Actual OE	MAF0031
QX56	Engine Oil Pump	5.6L	Base	Actual OE, OIL PUMP	OUP0010
QX56	Power Steering Pump	5.6L	Base	2 washers, Actual OE	PSP0006
QX56	Steering Tie Rod	5.6L	Base	Left Outer, Actual OE	TRE0003
QX56	Steering Tie Rod	5.6L	Base	Right Outer, Actual OE	TRE0004
QX56	Steering Tie Rod	5.6L	Base	Left Inner, Rack, Actual OE	TRI0003
QX56	Steering Tie Rod	5.6L	Base	Right Inner, Rack, Actual OE	TRI0003
QX56	Engine Variable Valve Timing (VVT) Sprocket	5.6L	Base	Intake (Left), Actual OE	VTG0008
QX56	Engine Variable Valve Timing (VVT) Sprocket	5.6L	Base	Intake (Right), Actual OE	VTG0010
QX56	Engine Variable Valve Timing (VVT) Solenoid	5.6L	Base	Right, Actual OE	VTS0003
QX56	Engine Variable Valve Timing (VVT) Solenoid	5.6L	Base	Left, Actual OE	VTS0006
QX56	Engine Water Pump	5.6L	Base	Gasket, Actual OE	WUP0006
<b>2011 INFINITI</b>					
EX35	Automatic Transmission Speed Sensor	3.5L	Base, Journey	Actual OE	CAS0004
EX35	Fuel Injection Throttle Body	3.5L	Base, Journey	Left position, Actual OE	ETB0005
EX35	Fuel Injection Throttle Body	3.5L	Base, Journey	Right position, Actual OE	ETB0008
EX35	Ignition Coil	3.5L	Base, Journey	Actual OE	IGC0003
EX35	Mass Air Flow Sensor	3.5L	Base, Journey	w/ OE No. 22680-7S000, No Housing, Actual OE	MAF0031
EX35	Manifold Absolute Pressure Sensor	3.5L	Base, Journey	Engine Cover, Front, Actual OE	PRS0002
EX35	Power Steering Pump	3.5L	Base, Journey	2 washers, Actual OE	PSP0011
EX35	Starter Motor	3.5L	Base, Journey	Actual OE	STR0022

Vehicle	Part Type	Engine Size	Trim	Note(s)	Part Number
<b>2011 INFINITI (cont'd)</b>					
EX35	Engine Variable Valve Timing (VVT) Sprocket	3.5L	Base, Journey	w/ OE No. 13025-JK20A, Intake	VTG0025
EX35	Engine Variable Valve Timing (VVT) Solenoid	3.5L	Base, Journey	Left, Actual OE	VTS0003
EX35	Engine Variable Valve Timing (VVT) Solenoid	3.5L	Base, Journey	Right, Gasket, Actual OE	VTS0005
FX35	Automatic Transmission Speed Sensor	3.5L	Base	Actual OE	CAS0004
FX35	Fuel Injection Throttle Body	3.5L	Base	Left position, Actual OE	ETB0005
FX35	Fuel Injection Throttle Body	3.5L	Base	Right position, Actual OE	ETB0008
FX35	Ignition Coil	3.5L	Base	Actual OE	IGC0003
FX35	Mass Air Flow Sensor	3.5L	Base	w/ OE No. 22680-7S000, No Housing, Actual OE	MAF0031
FX35	Rack and Pinion Assembly	3.5L	Base	Actual OE	PSG0015
FX35	Power Steering Pump	3.5L	Base	2 washers, Actual OE	PSP0024
FX35	Starter Motor	3.5L	Base	Actual OE	STR0022
FX35	Engine Variable Valve Timing (VVT) Sprocket	3.5L	Base	w/ OE No. 13025-JK20A, Intake	VTG0025
FX35	Engine Variable Valve Timing (VVT) Solenoid	3.5L	Base	Left, Actual OE	VTS0003
FX35	Engine Variable Valve Timing (VVT) Solenoid	3.5L	Base	Right, Gasket, Actual OE	VTS0005
FX50	Automatic Transmission Speed Sensor	5.0L	Base	Actual OE	CAS0004
FX50	Fuel Injector	5.0L	Base	Actual OE	FIJ0012
FX50	Ignition Coil	5.0L	Base	Cylinder 1-6, Front, Boot and Springs, Actual OE	IGC0002
FX50	Ignition Coil	5.0L	Base	Rear, Actual OE	IGC0078
FX50	Mass Air Flow Sensor	5.0L	Base	w/ OE No. 22680-7S000, No Housing, Actual OE	MAF0031
FX50	Manifold Absolute Pressure Sensor	5.0L	Base	Engine Cover, Front, Actual OE	PRS0002
FX50	Rack and Pinion Assembly	5.0L	Base	Actual OE	PSG0019

Vehicle	Part Type	Engine Size	Trim	Note(s)	Part Number
<b>2011 INFINITI (cont'd)</b>					
FX50	Power Steering Pump	5.0L	Base	2 washers, Actual OE	PSP0031
FX50	Engine Variable Valve Timing (VVT) Sprocket	5.0L	Base	Exhaust (Right), Actual OE	VTG0001
FX50	Engine Variable Valve Timing (VVT) Sprocket	5.0L	Base	Intake (Right), Actual OE	VTG0003
FX50	Engine Variable Valve Timing (VVT) Sprocket	5.0L	Base	Intake (Left), Actual OE	VTG0018
FX50	Engine Variable Valve Timing (VVT) Sprocket	5.0L	Base	Exhaust (Left), Actual OE	VTG0019
FX50	Engine Variable Valve Timing (VVT) Solenoid	5.0L	Base	Right, VK50VE, Gasket, Actual OE	VTS0005
FX50	Engine Variable Valve Timing (VVT) Solenoid	5.0L	Base	w/ OE No. 23796-JK21B, Left, VK50VE	VTS0017
FX50	Engine Water Pump	5.0L	Base	Gasket, Actual OE	WUP0006
G25	Automatic Transmission Speed Sensor	2.5L	Base, Journey, X, X Sport	Actual OE	CAS0004
G25	Fuel Injector	2.5L	Base, Journey, X, X Sport	Actual OE	FIJ0043
G25	Ignition Coil	2.5L	Base, Journey, X, X Sport	Actual OE	IGC0003
G25	Mass Air Flow Sensor	2.5L	Base, Journey, X, X Sport	w/ OE No. 22680-7S000, No Housing, Actual OE	MAF0031
G25	Manifold Absolute Pressure Sensor	2.5L	Base, Journey, X	Engine Cover, Front, Actual OE	PRS0002
G25	Manifold Absolute Pressure Sensor	2.5L	Base, Journey, X	Air Power Booster, Front, Actual OE	PRS0003
G25	Power Steering Pump	2.5L	Base, Journey, X, X Sport	2 washers, Actual OE	PSP0023
G25	Starter Motor	2.5L	Base, Journey, X, X Sport	Actual OE	STR0063
G25	Engine Variable Valve Timing (VVT) Sprocket	2.5L	Base, Journey, X, X Sport	w/ OE No. 13025-JK20A, Intake	VTG0025
G25	Engine Variable Valve Timing (VVT) Solenoid	2.5L	Base, Journey, X, X Sport	Left, Actual OE	VTS0003
G25	Engine Variable Valve Timing (VVT) Solenoid	2.5L	Base, Journey, X, X Sport	Right, Gasket, Actual OE	VTS0005
G37	Automatic Transmission Speed Sensor	3.7L	Base, IPL, Journey, Sport, X, X Sport	Actual OE	CAS0004

Vehicle	Part Type	Engine Size	Trim	Note(s)	Part Number
<b>2011 INFINITI (cont'd)</b>					
G37	Fuel Injection Throttle Body	3.7L	Base, IPL, Journey, Sport, X, X Sport	Left position, Actual OE	ETB0005
G37	Fuel Injection Throttle Body	3.7L	Base, IPL, Journey, Sport, X, X Sport	Right position, Actual OE	ETB0008
G37	Ignition Coil	3.7L	Base, IPL, Journey, Sport, X, X Sport	Actual OE	IGC0078
G37	Mass Air Flow Sensor	3.7L	Base, IPL, Journey, Sport, X, X Sport	w/ OE No. 22680-7S000, No Housing, Actual OE	MAF0031
G37	Manifold Absolute Pressure Sensor	3.7L	Base, IPL, Journey, Sport, X	Engine Cover, Front, Actual OE	PRS0002
G37	Manifold Absolute Pressure Sensor	3.7L	X Sport	Fuel Tank, Actual OE	PRS0002
G37	Manifold Absolute Pressure Sensor	3.7L	Base, IPL, Journey, Sport, X	Air Power Booster, Front, Actual OE	PRS0003
G37	Manifold Absolute Pressure Sensor	3.7L	X Sport	Brake Master, Actual OE	PRS0003
G37	Rack and Pinion Assembly	3.7L	Sport	Convertible, Actual OE	PSG0002
G37	Rack and Pinion Assembly	3.7L	Sport	Coupe, Actual OE	PSG0002
G37	Rack and Pinion Assembly	3.7L	Base	RWD, Convertible, Actual OE	PSG0002
G37	Rack and Pinion Assembly	3.7L	Base, IPL, Journey	RWD, Coupe, Actual OE	PSG0002
G37	Power Steering Pump	3.7L	Base, IPL, Journey, X, X Sport	Automatic, 2 washers, Actual OE	PSP0011
G37	Power Steering Pump	3.7L	IPL, Sport	Manual, 2 washers, Actual OE	PSP0013
G37	Starter Motor	3.7L	Base, IPL, Journey, Sport, X, X Sport	Actual OE	STR0063
G37	Engine Variable Valve Timing (VVT) Sprocket	3.7L	Base, Sport	Intake (Right), Convertible, Actual OE	VTG0006
G37	Engine Variable Valve Timing (VVT) Sprocket	3.7L	Base, IPL, Journey, Sport, X, X Sport	Intake (Right), Coupe, Actual OE	VTG0006
G37	Engine Variable Valve Timing (VVT) Sprocket	3.7L	Journey, Sport, X, X Sport	Intake (Right), Sedan, Actual OE	VTG0006
G37	Engine Variable Valve Timing (VVT) Sprocket	3.7L	Base, IPL, Journey, Sport, X, X Sport	Intake (Left), Actual OE	VTG0011
G37	Engine Variable Valve Timing (VVT) Solenoid	3.7L	Base, IPL, Journey, Sport, X, X Sport	Left, Actual OE	VTS0003



Vehicle	Part Type	Engine Size	Trim	Note(s)	Part Number
<b>2011 INFINITI (cont'd)</b>					
G37	Engine Variable Valve Timing (VVT) Solenoid	3.7L	Base, IPL, Journey, Sport, X, X Sport	Right, Gasket, Actual OE	VTS0005
M37	Automatic Transmission Speed Sensor	3.7L	Base, X	Actual OE	CAS0004
M37	Fuel Injection Throttle Body	3.7L	Base, X	Left position, Actual OE	ETB0005
M37	Fuel Injection Throttle Body	3.7L	Base, X	Right position, Actual OE	ETB0008
M37	Ignition Coil	3.7L	Base, X	Actual OE	IGC0078
M37	Mass Air Flow Sensor	3.7L	Base, X	w/ OE No. 22680-7S000, No Housing, Actual OE	MAF0031
M37	Manifold Absolute Pressure Sensor	3.7L	Base, X	Engine Cover, Front, Actual OE	PRS0002
M37	Rack and Pinion Assembly	3.7L	Base	w/ HICAS (High Capacity Actively Controlled Steering) Steering, RWD, Actual OE	PSG0018
M37	Power Steering Pump	3.7L	Base	w/o HICAS (High Capacity Actively Controlled Steering) Steering, RWD, 2 washers, Actual OE	PSP0011
M37	Power Steering Pump	3.7L	X	AWD, 2 washers, Actual OE	PSP0036
M37	Power Steering Pump	3.7L	Base	w/ HICAS (High Capacity Actively Controlled Steering) Steering, RWD, 2 washers, Actual OE	PSP0038
M37	Starter Motor	3.7L	Base, X	Actual OE	STR0063
M37	Engine Variable Valve Timing (VVT) Sprocket	3.7L	Base, X	Intake (Right), Actual OE	VTG0006
M37	Engine Variable Valve Timing (VVT) Sprocket	3.7L	Base, X	Intake (Left), Actual OE	VTG0011
M37	Engine Variable Valve Timing (VVT) Solenoid	3.7L	Base, X	Left, Actual OE	VTS0003
M37	Engine Variable Valve Timing (VVT) Solenoid	3.7L	Base, X	Right, Gasket, Actual OE	VTS0005
M56	Automatic Transmission Speed Sensor	5.6L	Base, X	Actual OE	CAS0004

Vehicle	Part Type	Engine Size	Trim	Note(s)	Part Number
<b>2011 INFINITI (cont'd)</b>					
M56	Direct Injection High Pressure Fuel Pump	5.6L	Base, X	Actual OE, EXTERNAL HIGH-PRESSURE PUMP	HPP0026
M56	Ignition Coil	5.6L	Base, X	Rear, Boot and Springs, Actual OE	IGC0002
M56	Ignition Coil	5.6L	Base, X	Front, Actual OE	IGC0078
M56	Mass Air Flow Sensor	5.6L	Base, X	Actual OE	MAF0058
M56	Manifold Absolute Pressure Sensor	5.6L	Base, X	Engine Cover, Front, Actual OE	PRS0002
M56	Rack and Pinion Assembly	5.6L	Base	w/ HICAS (High Capacity Actively Controlled Steering) Steering, RWD, Actual OE	PSG0018
M56	Power Steering Pump	5.6L	Base	w/ HICAS (High Capacity Actively Controlled Steering) Steering, RWD, 2 washers, Actual OE	PSP0037
M56	Engine Variable Valve Timing (VVT) Sprocket	5.6L	Base, X	Intake (Right), Actual OE	VTG0016
M56	Engine Variable Valve Timing (VVT) Sprocket	5.6L	Base, X	Exhaust (Right), Actual OE	VTG0017
M56	Engine Variable Valve Timing (VVT) Sprocket	5.6L	Base, X	Intake (Left), Actual OE	VTG0018
M56	Engine Variable Valve Timing (VVT) Sprocket	5.6L	Base, X	Exhaust (Left), Actual OE	VTG0019
M56	Engine Variable Valve Timing (VVT) Solenoid	5.6L	Base, X	Right, VK56VDS, Gasket, Actual OE	VTS0005
M56	Engine Variable Valve Timing (VVT) Solenoid	5.6L	Base, X	w/ OE No. 23796-JK21B, Left, VK56VDS	VTS0017
M56	Engine Water Pump	5.6L	Base, X	Gasket, Actual OE	WUP0006
QX56	Automatic Transmission Speed Sensor	5.6L	Base	Actual OE	CAS0004
QX56	Direct Injection High Pressure Fuel Pump	5.6L	Base	Actual OE, EXTERNAL HIGH-PRESSURE PUMP	HPP0026
QX56	Ignition Coil	5.6L	Base	Front, Actual OE	IGC0082
QX56	Ignition Coil	5.6L	Base	Rear, Actual OE	IGC0083

Vehicle	Part Type	Engine Size	Trim	Note(s)	Part Number
<b>2011 INFINITI (cont'd)</b>					
QX56	Mass Air Flow Sensor	5.6L	Base	w/ OE No. 22680-7S000, No Housing, Actual OE	MAF0031
QX56	Manifold Absolute Pressure Sensor	5.6L	Base	Engine Cover, Front, Actual OE	PRS0002
QX56	Power Steering Pump	5.6L	Base	For vehicle w/ PREMIUM GRADE, 2 washers, Actual OE	PSP0032
QX56	Power Steering Pump	5.6L	Base	For vehicle w/ LE GRADE, 2 washers, Actual OE	PSP0042
QX56	Engine Variable Valve Timing (VVT) Sprocket	5.6L	Base	Intake (Right), Actual OE	VTG0016
QX56	Engine Variable Valve Timing (VVT) Sprocket	5.6L	Base	Intake (Left), Actual OE	VTG0018
QX56	Engine Variable Valve Timing (VVT) Solenoid	5.6L	Base	Right, VK56VD, Gasket, Actual OE	VTS0005
QX56	Engine Variable Valve Timing (VVT) Solenoid	5.6L	Base	w/ OE No. 23796-JK21B, Left, VK56VD	VTS0017
QX56	Engine Water Pump	5.6L	Base	Gasket, Actual OE	WUP0006
<b>2012 INFINITI</b>					
EX35	Automatic Transmission Speed Sensor	3.5L	Base, Journey	Actual OE	CAS0004
EX35	Fuel Injection Throttle Body	3.5L	Base, Journey	Left position, Actual OE	ETB0005
EX35	Fuel Injection Throttle Body	3.5L	Base, Journey	Right position, Actual OE	ETB0008
EX35	Ignition Coil	3.5L	Base, Journey	Actual OE	IGC0003
EX35	Mass Air Flow Sensor	3.5L	Base, Journey	To 07/2012, w/ OE No. 22680-7S000, No Housing, Actual OE	MAF0031
EX35	Manifold Absolute Pressure Sensor	3.5L	Base, Journey	Engine Cover, Front, Actual OE	PRS0002
EX35	Power Steering Pump	3.5L	Base, Journey	2 washers, Actual OE	PSP0011
EX35	Engine Variable Valve Timing (VVT) Sprocket	3.5L	Base, Journey	w/ OE No. 13025-JK20A, Intake	VTG0025

Vehicle	Part Type	Engine Size	Trim	Note(s)	Part Number
<b>2012 INFINITI (cont'd)</b>					
EX35	Engine Variable Valve Timing (VVT) Solenoid	3.5L	Base, Journey	Left, Actual OE	VTS0003
EX35	Engine Variable Valve Timing (VVT) Solenoid	3.5L	Base, Journey	Right, Gasket, Actual OE	VTS0005
FX35	Automatic Transmission Speed Sensor	3.5L	Base	Actual OE	CAS0004
FX35	Fuel Injection Throttle Body	3.5L	Base	Left position, Actual OE	ETB0005
FX35	Fuel Injection Throttle Body	3.5L	Base	Right position, Actual OE	ETB0008
FX35	Ignition Coil	3.5L	Base	Actual OE	IGC0003
FX35	Mass Air Flow Sensor	3.5L	Base	To 06/2012, w/ OE No. 22680-7S000, No Housing, Actual OE	MAF0031
FX35	Rack and Pinion Assembly	3.5L	Base	Actual OE	PSG0015
FX35	Power Steering Pump	3.5L	Base	2 washers, Actual OE	PSP0024
FX35	Starter Motor	3.5L	Base	Actual OE	STR0022
FX35	Engine Variable Valve Timing (VVT) Sprocket	3.5L	Base	Intake	VTG0025
FX35	Engine Variable Valve Timing (VVT) Solenoid	3.5L	Base	Left, Actual OE	VTS0003
FX35	Engine Variable Valve Timing (VVT) Solenoid	3.5L	Base	Right, Gasket, Actual OE	VTS0005
FX50	Automatic Transmission Speed Sensor	5.0L	Base	Actual OE	CAS0004
FX50	Fuel Injector	5.0L	Base	Actual OE	FIJ0012
FX50	Ignition Coil	5.0L	Base	Rear, Boot and Springs, Actual OE	IGC0002
FX50	Ignition Coil	5.0L	Base	Front, Actual OE	IGC0078
FX50	Mass Air Flow Sensor	5.0L	Base	w/ OE No. 22680-7S000, No Housing, Actual OE	MAF0031
FX50	Manifold Absolute Pressure Sensor	5.0L	Base	Engine Cover, Front, Actual OE	PRS0002
FX50	Rack and Pinion Assembly	5.0L	Base	Actual OE	PSG0019
FX50	Power Steering Pump	5.0L	Base	2 washers, Actual OE	PSP0031

Vehicle	Part Type	Engine Size	Trim	Note(s)	Part Number
<b>2012 INFINITI (cont'd)</b>					
FX50	Engine Variable Valve Timing (VVT) Sprocket	5.0L	Base	Exhaust (Right), Actual OE	VTG0001
FX50	Engine Variable Valve Timing (VVT) Sprocket	5.0L	Base	Intake (Right), Actual OE	VTG0003
FX50	Engine Variable Valve Timing (VVT) Sprocket	5.0L	Base	Intake (Left), Actual OE	VTG0018
FX50	Engine Variable Valve Timing (VVT) Sprocket	5.0L	Base	Exhaust (Left), Actual OE	VTG0019
FX50	Engine Variable Valve Timing (VVT) Solenoid	5.0L	Base	Right, VK50VE, Gasket, Actual OE	VTS0005
FX50	Engine Variable Valve Timing (VVT) Solenoid	5.0L	Base	To 06/2012, w/ OE No. 23796-JK21B, Left, VK50VE	VTS0017
FX50	Engine Water Pump	5.0L	Base	Gasket, Actual OE	WUP0006
G25	Automatic Transmission Speed Sensor	2.5L	Base, Journey, X	Actual OE	CAS0004
G25	Fuel Injector	2.5L	Base, Journey, X	Actual OE	FIJ0043
G25	Ignition Coil	2.5L	Base, Journey, X	Actual OE	IGC0003
G25	Mass Air Flow Sensor	2.5L	Base, Journey, X	w/ OE No. 22680-7S000, No Housing, Actual OE	MAF0031
G25	Manifold Absolute Pressure Sensor	2.5L	Base, Journey, X	Engine Cover, Front, Actual OE	PRS0002
G25	Manifold Absolute Pressure Sensor	2.5L	Base, X	Air Power Booster, Front, Actual OE	PRS0003
G25	Power Steering Pump	2.5L	Base, Journey, X	2 washers, Actual OE	PSP0023
G25	Starter Motor	2.5L	Base, Journey, X	Actual OE	STR0063
G25	Engine Variable Valve Timing (VVT) Sprocket	2.5L	Base, Journey, X	Intake	VTG0025
G25	Engine Variable Valve Timing (VVT) Solenoid	2.5L	Base, Journey, X	Left, Actual OE	VTS0003
G25	Engine Variable Valve Timing (VVT) Solenoid	2.5L	Base, Journey, X	Right, Gasket, Actual OE	VTS0005
G37	Automatic Transmission Speed Sensor	3.7L	IPL, Journey, Premier, Sport, X, X Sport	Actual OE	CAS0004
G37	Automatic Transmission Speed Sensor	3.7L	Base	Automatic, Actual OE	CAS0004

Vehicle	Part Type	Engine Size	Trim	Note(s)	Part Number
<b>2012 INFINITI (cont'd)</b>					
G37	Fuel Injection Throttle Body	3.7L	Base, IPL, Journey, Premier, Sport, X, X Sport	Left position, Actual OE	ETB0005
G37	Fuel Injection Throttle Body	3.7L	Base, IPL, Journey, Premier, Sport, X, X Sport	Right position, Actual OE	ETB0008
G37	Ignition Coil	3.7L	Base, IPL, Journey, Premier, Sport, X, X Sport	Actual OE	IGC0078
G37	Mass Air Flow Sensor	3.7L	Base, IPL, Journey, Premier, Sport, X, X Sport	w/ OE No. 22680-7S000, No Housing, Actual OE	MAF0031
G37	Manifold Absolute Pressure Sensor	3.7L	Base, IPL, Journey, Sport, X	Engine Cover, Front, Actual OE	PRS0002
G37	Manifold Absolute Pressure Sensor	3.7L	Premier, X Sport	Fuel Tank, Actual OE	PRS0002
G37	Manifold Absolute Pressure Sensor	3.7L	Base, IPL, Journey, Sport, X	Air Power Booster, Front, Actual OE	PRS0003
G37	Manifold Absolute Pressure Sensor	3.7L	Premier, X Sport	Brake Master, Actual OE	PRS0003
G37	Rack and Pinion Assembly	3.7L	Sport	Convertible, Actual OE	PSG0002
G37	Rack and Pinion Assembly	3.7L	Sport	Coupe, Actual OE	PSG0002
G37	Rack and Pinion Assembly	3.7L	Base, Premier	RWD, Convertible, Actual OE	PSG0002
G37	Rack and Pinion Assembly	3.7L	Base, IPL, Journey	RWD, Coupe, Actual OE	PSG0002
G37	Power Steering Pump	3.7L	Base, Journey, X	Automatic, 2 washers, Actual OE	PSP0011
G37	Power Steering Pump	3.7L	IPL	w/o Sport Tuned, Automatic, 2 washers, Actual OE	PSP0011
G37	Power Steering Pump	3.7L	X Sport	Automatic, 2 washers, Actual OE	PSP0013
G37	Power Steering Pump	3.7L	IPL, Premier, Sport	Manual, 2 washers, Actual OE	PSP0013
G37	Starter Motor	3.7L	Base, IPL, Journey, Premier, Sport, X, X Sport	Actual OE	STR0063
G37	Engine Variable Valve Timing (VVT) Sprocket	3.7L	Base, Premier, Sport	Intake (Right), Convertible, Actual OE	VTG0006
G37	Engine Variable Valve Timing (VVT) Sprocket	3.7L	Base, IPL, Journey, Sport, X, X Sport	Intake (Right), Coupe, Actual OE	VTG0006
G37	Engine Variable Valve Timing (VVT) Sprocket	3.7L	Journey, Sport, X, X Sport	Intake (Right), Sedan, Actual OE	VTG0006

Vehicle	Part Type	Engine Size	Trim	Note(s)	Part Number
<b>2012 INFINITI (cont'd)</b>					
G37	Engine Variable Valve Timing (VVT) Sprocket	3.7L	Base, IPL, Journey, Premier, Sport, X, X Sport	Intake (Left), Actual OE	VTG0011
G37	Engine Variable Valve Timing (VVT) Solenoid	3.7L	Base, IPL, Journey, Premier, Sport, X, X Sport	Left, Actual OE	VTS0003
G37	Engine Variable Valve Timing (VVT) Solenoid	3.7L	Base, IPL, Journey, Premier, Sport, X, X Sport	Right, Gasket, Actual OE	VTS0005
M35h	Automatic Transmission Speed Sensor	3.5L	Base	Actual OE	CAS0004
M35h	Fuel Injection Throttle Body	3.5L	Base	Left position, Actual OE	ETB0005
M35h	Fuel Injection Throttle Body	3.5L	Base	Right position, Actual OE	ETB0008
M35h	Ignition Coil	3.5L	Base	VQ35HR, Actual OE	IGC0003
M35h	Mass Air Flow Sensor	3.5L	Base	Actual OE	MAF0102
M35h	Manifold Absolute Pressure Sensor	3.5L	Base	Engine Cover, Front, Actual OE	PRS0002
M35h	Engine Variable Valve Timing (VVT) Sprocket	3.5L	Base	w/ OE No. 13025-JK20A, Intake	VTG0025
M35h	Engine Variable Valve Timing (VVT) Solenoid	3.5L	Base	Actual OE	VTS0006
M37	Automatic Transmission Speed Sensor	3.7L	Base, X	Actual OE	CAS0004
M37	Fuel Injection Throttle Body	3.7L	Base, X	Left position, Actual OE	ETB0005
M37	Fuel Injection Throttle Body	3.7L	Base, X	Right position, Actual OE	ETB0008
M37	Ignition Coil	3.7L	Base, X	Actual OE	IGC0078
M37	Mass Air Flow Sensor	3.7L	Base, X	w/ OE No. 22680-7S000, No Housing, Actual OE	MAF0031
M37	Manifold Absolute Pressure Sensor	3.7L	Base, X	Engine Cover, Front, Actual OE	PRS0002
M37	Rack and Pinion Assembly	3.7L	Base	w/ HICAS (High Capacity Actively Controlled Steering) Steering, RWD, Actual OE	PSG0018

Vehicle	Part Type	Engine Size	Trim	Note(s)	Part Number
<b>2012 INFINITI (cont'd)</b>					
M37	Power Steering Pump	3.7L	Base	w/o HICAS (High Capacity Actively Controlled Steering) Steering, RWD, 2 washers, Actual OE	PSP0011
M37	Power Steering Pump	3.7L	X	AWD, 2 washers, Actual OE	PSP0036
M37	Power Steering Pump	3.7L	Base	w/ HICAS (High Capacity Actively Controlled Steering) Steering, RWD, 2 washers, Actual OE	PSP0038
M37	Starter Motor	3.7L	Base, X	Actual OE	STR0063
M37	Engine Variable Valve Timing (VVT) Sprocket	3.7L	Base, X	Intake (Right), Actual OE	VTG0006
M37	Engine Variable Valve Timing (VVT) Sprocket	3.7L	Base, X	Intake (Left), Actual OE	VTG0011
M37	Engine Variable Valve Timing (VVT) Solenoid	3.7L	Base, X	Left, Actual OE	VTS0003
M37	Engine Variable Valve Timing (VVT) Solenoid	3.7L	Base, X	Right, Gasket, Actual OE	VTS0005
M56	Automatic Transmission Speed Sensor	5.6L	Base, X	Actual OE	CAS0004
M56	Direct Injection High Pressure Fuel Pump	5.6L	Base, X	Actual OE, EXTERNAL HIGH-PRESSURE PUMP	HPP0026
M56	Ignition Coil	5.6L	Base, X	Rear, Boot and Springs, Actual OE	IGC0002
M56	Ignition Coil	5.6L	Base, X	Front, Actual OE	IGC0078
M56	Mass Air Flow Sensor	5.6L	Base, X	Actual OE	MAF0058
M56	Manifold Absolute Pressure Sensor	5.6L	Base, X	Engine Cover, Front, Actual OE	PRS0002
M56	Rack and Pinion Assembly	5.6L	Base	w/ HICAS (High Capacity Actively Controlled Steering) Steering, RWD, Actual OE	PSG0018
M56	Power Steering Pump	5.6L	Base	w/ High Capacity Actively Controlled Steering, RWD, 2 washers, Actual OE	PSP0037



Vehicle	Part Type	Engine Size	Trim	Note(s)	Part Number
<b>2012 INFINITI (cont'd)</b>					
M56	Engine Variable Valve Timing (VVT) Sprocket	5.6L	Base, X	Intake (Right), Actual OE	VTG0016
M56	Engine Variable Valve Timing (VVT) Sprocket	5.6L	Base, X	Exhaust (Right), Actual OE	VTG0017
M56	Engine Variable Valve Timing (VVT) Sprocket	5.6L	Base, X	Intake (Left), Actual OE	VTG0018
M56	Engine Variable Valve Timing (VVT) Sprocket	5.6L	Base, X	Exhaust (Left), Actual OE	VTG0019
M56	Engine Variable Valve Timing (VVT) Solenoid	5.6L	Base, X	Right, VK56VDS, Gasket, Actual OE	VTS0005
M56	Engine Variable Valve Timing (VVT) Solenoid	5.6L	Base, X	To 06/2012, w/ OE No. 23796-JK21B, Left, VK56VDS	VTS0017
M56	Engine Water Pump	5.6L	Base, X	Gasket, Actual OE	WUP0006
QX56	Automatic Transmission Speed Sensor	5.6L	Base	Actual OE	CAS0004
QX56	Direct Injection High Pressure Fuel Pump	5.6L	Base	Actual OE, EXTERNAL HIGH-PRESSURE PUMP	HPP0026
QX56	Ignition Coil	5.6L	Base	Front, Actual OE	IGC0082
QX56	Ignition Coil	5.6L	Base	Rear, Actual OE	IGC0083
QX56	Mass Air Flow Sensor	5.6L	Base	w/ OE No. 22680-7S000, No Housing, Actual OE	MAF0031
QX56	Manifold Absolute Pressure Sensor	5.6L	Base	Engine Cover, Front, Actual OE	PRS0002
QX56	Power Steering Pump	5.6L	Base	For vehicle w/ PREMIUM GRADE, 2 washers, Actual OE	PSP0032
QX56	Power Steering Pump	5.6L	Base	For vehicle w/ LE GRADE, 2 washers, Actual OE	PSP0042
QX56	Engine Variable Valve Timing (VVT) Sprocket	5.6L	Base	Intake (Right), Actual OE	VTG0016
QX56	Engine Variable Valve Timing (VVT) Sprocket	5.6L	Base	Intake (Left), Actual OE	VTG0018

Vehicle	Part Type	Engine Size	Trim	Note(s)	Part Number
<b>2012 INFINITI (cont'd)</b>					
QX56	Engine Variable Valve Timing (VVT) Solenoid	5.6L	Base	Right, VK56VD, Gasket, Actual OE	VTS0005
QX56	Engine Variable Valve Timing (VVT) Solenoid	5.6L	Base	To 06/2012, w/ OE No. 23796-JK21B, Left, VK56VD	VTS0017
QX56	Engine Water Pump	5.6L	Base	Gasket, Actual OE	WUP0006
<b>2013 INFINITI</b>					
EX37	Automatic Transmission Speed Sensor	3.7L	Base, Journey	Actual OE	CAS0004
EX37	Fuel Injection Throttle Body	3.7L	Base, Journey	Left position, Actual OE	ETB0005
EX37	Fuel Injection Throttle Body	3.7L	Base, Journey	Right position, Actual OE	ETB0008
EX37	Ignition Coil	3.7L	Base, Journey	Actual OE	IGC0078
EX37	Mass Air Flow Sensor	3.7L	Base, Journey	w/ OE No. 22680-7S000, No Housing, Actual OE	MAF0031
EX37	Manifold Absolute Pressure Sensor	3.7L	Base, Journey	Engine Cover, Front, Actual OE	PRS0002
EX37	Manifold Absolute Pressure Sensor	3.7L	Base, Journey	Air Power Booster, Front, Actual OE	PRS0003
EX37	Power Steering Pump	3.7L	Base, Journey	2 washers, Actual OE	PSP0011
EX37	Starter Motor	3.7L	Base, Journey	Actual OE	STR0063
EX37	Engine Variable Valve Timing (VVT) Sprocket	3.7L	Base, Journey	Intake (Right), Actual OE	VTG0006
EX37	Engine Variable Valve Timing (VVT) Sprocket	3.7L	Base, Journey	Intake (Left), Actual OE	VTG0011
EX37	Engine Variable Valve Timing (VVT) Solenoid	3.7L	Base, Journey	Left, Actual OE	VTS0003
EX37	Engine Variable Valve Timing (VVT) Solenoid	3.7L	Base, Journey	Right, Gasket, Actual OE	VTS0005
FX37	Automatic Transmission Speed Sensor	3.7L	Base, Limited	Actual OE	CAS0004
FX37	Fuel Injection Throttle Body	3.7L	Base, Limited	Left position, Actual OE	ETB0005
FX37	Fuel Injection Throttle Body	3.7L	Base, Limited	Right position, Actual OE	ETB0008
FX37	Ignition Coil	3.7L	Base, Limited	Actual OE	IGC0078

Vehicle	Part Type	Engine Size	Trim	Note(s)	Part Number
<b>2013 INFINITI (cont'd)</b>					
FX37	Mass Air Flow Sensor	3.7L	Base, Limited	w/ OE No. 22680-7S000, No Housing, Actual OE	MAF0031
FX37	Manifold Absolute Pressure Sensor	3.7L	Limited	Actual OE	PRS0002
FX37	Manifold Absolute Pressure Sensor	3.7L	Base	Engine Cover, Front, Actual OE	PRS0002
FX37	Rack and Pinion Assembly	3.7L	Base, Limited	Actual OE	PSG0015
FX37	Power Steering Pump	3.7L	Base, Limited	2 washers, Actual OE	PSP0024
FX37	Starter Motor	3.7L	Base, Limited	Actual OE	STR0063
FX37	Engine Variable Valve Timing (VVT) Sprocket	3.7L	Base, Limited	Intake (Right), Actual OE	VTG0006
FX37	Engine Variable Valve Timing (VVT) Sprocket	3.7L	Base, Limited	Intake (Left), Actual OE	VTG0011
FX37	Engine Variable Valve Timing (VVT) Solenoid	3.7L	Base, Limited	Left, Actual OE	VTS0003
FX37	Engine Variable Valve Timing (VVT) Solenoid	3.7L	Base, Limited	Right, Gasket, Actual OE	VTS0005
FX50	Automatic Transmission Speed Sensor	5.0L	Base	Actual OE	CAS0004
FX50	Fuel Injector	5.0L	Base	Actual OE	FIJ0012
FX50	Ignition Coil	5.0L	Base	Rear, Boot and Springs, Actual OE	IGC0002
FX50	Ignition Coil	5.0L	Base	Front, Actual OE	IGC0078
FX50	Mass Air Flow Sensor	5.0L	Base	w/ OE No. 22680-7S000, No Housing, Actual OE	MAF0031
FX50	Manifold Absolute Pressure Sensor	5.0L	Base	Engine Cover, Front, Actual OE	PRS0002
FX50	Rack and Pinion Assembly	5.0L	Base	Actual OE	PSG0019
FX50	Power Steering Pump	5.0L	Base	2 washers, Actual OE	PSP0031
FX50	Engine Variable Valve Timing (VVT) Sprocket	5.0L	Base	Exhaust (Right), Actual OE	VTG0001
FX50	Engine Variable Valve Timing (VVT) Sprocket	5.0L	Base	Intake (Right), Actual OE	VTG0003
FX50	Engine Variable Valve Timing (VVT) Sprocket	5.0L	Base	Intake (Left), Actual OE	VTG0018

Vehicle	Part Type	Engine Size	Trim	Note(s)	Part Number
<b>2013 INFINITI (cont'd)</b>					
FX50	Engine Variable Valve Timing (VVT) Sprocket	5.0L	Base	Exhaust (Left), Actual OE	VTG0019
FX50	Engine Variable Valve Timing (VVT) Solenoid	5.0L	Base	VK50VE, Gasket, Actual OE	VTS0005
FX50	Engine Water Pump	5.0L	Base	Gasket, Actual OE	WUP0006
G37	Automatic Transmission Speed Sensor	3.7L	Sport	Actual OE	CAS0004
G37	Automatic Transmission Speed Sensor	3.7L	Base, IPL, Journey, X, X Sport	Automatic, Actual OE	CAS0004
G37	Fuel Injection Throttle Body	3.7L	Base, IPL, Journey, Sport, X, X Sport	Left position, Actual OE	ETB0005
G37	Fuel Injection Throttle Body	3.7L	Base, IPL, Journey, Sport, X, X Sport	Right position, Actual OE	ETB0008
G37	Ignition Coil	3.7L	Base, IPL, Journey, Sport, X, X Sport	Actual OE	IGC0078
G37	Mass Air Flow Sensor	3.7L	Base, IPL, Journey, Sport, X, X Sport	w/ OE No. 22680-7S000, No Housing, Actual OE	MAF0031
G37	Manifold Absolute Pressure Sensor	3.7L	Base, IPL, Journey, Sport, X	Engine Cover, Front, Actual OE	PRS0002
G37	Manifold Absolute Pressure Sensor	3.7L	X Sport	Fuel Tank, Actual OE	PRS0002
G37	Manifold Absolute Pressure Sensor	3.7L	Base, IPL, Journey, Sport, X	Air Power Booster, Front, Actual OE	PRS0003
G37	Manifold Absolute Pressure Sensor	3.7L	X Sport	Brake Master, Fuel Tank, Actual OE	PRS0003
G37	Rack and Pinion Assembly	3.7L	Sport	Convertible, Actual OE	PSG0002
G37	Rack and Pinion Assembly	3.7L	Sport	Coupe, Actual OE	PSG0002
G37	Rack and Pinion Assembly	3.7L	Base, IPL	RWD, Convertible, Actual OE	PSG0002
G37	Rack and Pinion Assembly	3.7L	IPL, Journey	RWD, Coupe, Actual OE	PSG0002
G37	Power Steering Pump	3.7L	Base, Journey, X	Automatic, 2 washers, Actual OE	PSP0011
G37	Power Steering Pump	3.7L	IPL	w/o Sport Tuned, Automatic, 2 washers, Actual OE	PSP0011
G37	Power Steering Pump	3.7L	X Sport	Automatic, 2 washers, Actual OE	PSP0013

Vehicle	Part Type	Engine Size	Trim	Note(s)	Part Number
<b>2013 INFINITI (cont'd)</b>					
G37	Power Steering Pump	3.7L	IPL, Sport	Manual, 2 washers, Actual OE	PSP0013
G37	Starter Motor	3.7L	Base, IPL, Journey, Sport, X, X Sport	Actual OE	STR0063
G37	Engine Variable Valve Timing (VVT) Sprocket	3.7L	Base, IPL, Sport	Intake (Right), Convertible, Actual OE	VTG0006
G37	Engine Variable Valve Timing (VVT) Sprocket	3.7L	IPL, Journey, Sport, X, X Sport	Intake (Right), Coupe, Actual OE	VTG0006
G37	Engine Variable Valve Timing (VVT) Sprocket	3.7L	Journey, Sport, X, X Sport	Intake (Right), Sedan, Actual OE	VTG0006
G37	Engine Variable Valve Timing (VVT) Sprocket	3.7L	Base, IPL, Journey, Sport, X, X Sport	Intake (Left), Actual OE	VTG0011
G37	Engine Variable Valve Timing (VVT) Solenoid	3.7L	Base, IPL, Journey, Sport, X, X Sport	Left, Actual OE	VTS0003
G37	Engine Variable Valve Timing (VVT) Solenoid	3.7L	Base, IPL, Journey, Sport, X, X Sport	Right, Gasket, Actual OE	VTS0005
JX35	Fuel Injection Throttle Body	3.5L	Base	Actual OE	ETB0014
JX35	Mass Air Flow Sensor	3.5L	Base	w/ OE No. 22680-7S00A, No Housing, Actual OE	MAF0031
JX35	Engine Variable Valve Timing (VVT) Solenoid Housing	3.5L	Base	Position: Right, VQ35DE, Variable Timing Control Cover Assembly	VTC0003
JX35	Engine Variable Valve Timing (VVT) Solenoid Housing	3.5L	Base	Position: Left, VQ35DE, Variable Timing Control Cover Assembly	VTC0004
JX35	Engine Variable Valve Timing (VVT) Sprocket	3.5L	Base	Intake	VTG0025
JX35	Engine Variable Valve Timing (VVT) Solenoid	3.5L	Base	Left, Actual OE	VTS0003
JX35	Engine Variable Valve Timing (VVT) Solenoid	3.5L	Base	Right, Gasket, Actual OE	VTS0010
M35h	Automatic Transmission Speed Sensor	3.5L	Base	Actual OE	CAS0004
M35h	Fuel Injection Throttle Body	3.5L	Base	Left position, Actual OE	ETB0005

Vehicle	Part Type	Engine Size	Trim	Note(s)	Part Number
<b>2013 INFINITI (cont'd)</b>					
M35h	Fuel Injection Throttle Body	3.5L	Base	Right position, Actual OE	ETB0008
M35h	Ignition Coil	3.5L	Base	Actual OE	IGC0003
M35h	Mass Air Flow Sensor	3.5L	Base	Actual OE	MAF0102
M35h	Manifold Absolute Pressure Sensor	3.5L	Base	Engine Cover, Front, Actual OE	PRS0002
M35h	Engine Variable Valve Timing (VVT) Solenoid Housing	3.5L	Base	Position: Right, From 02/2013, ELECTRIC/GAS, VQ35HR, Variable Timing Control Cover	VTC0005
M35h	Engine Variable Valve Timing (VVT) Solenoid Housing	3.5L	Base	Position: Left, From 02/2013, ELECTRIC/GAS, VQ35HR, Variable Timing Control Cover	VTC0006
M35h	Engine Variable Valve Timing (VVT) Sprocket	3.5L	Base	Intake	VTG0020
M35h	Engine Variable Valve Timing (VVT) Sprocket	3.5L	Base	Exhaust	VTG0023
M35h	Engine Variable Valve Timing (VVT) Solenoid	3.5L	Base	Actual OE	VTS0006
M37	Automatic Transmission Speed Sensor	3.7L	Base, X	Actual OE	CAS0004
M37	Fuel Injection Throttle Body	3.7L	Base, X	Left position, Actual OE	ETB0005
M37	Fuel Injection Throttle Body	3.7L	Base, X	Right position, Actual OE	ETB0008
M37	Ignition Coil	3.7L	Base, X	Actual OE	IGC0078
M37	Mass Air Flow Sensor	3.7L	Base, Premium, X	w/ OE No. 22680-7S000, No Housing, Actual OE	MAF0031
M37	Manifold Absolute Pressure Sensor	3.7L	Base, X	Engine Cover, Front, Actual OE	PRS0002
M37	Rack and Pinion Assembly	3.7L	Base	w/ HICAS (High Capacity Actively Controlled Steering) Steering, RWD, Actual OE	PSG0018
M37	Power Steering Pump	3.7L	Base	w/o HICAS (High Capacity Actively Controlled Steering) Steering, RWD, 2 washers, Actual OE	PSP0011

Vehicle	Part Type	Engine Size	Trim	Note(s)	Part Number
<b>2013 INFINITI (cont'd)</b>					
M37	Power Steering Pump	3.7L	X	AWD, 2 washers, Actual OE	PSP0036
M37	Power Steering Pump	3.7L	Base	w/ HICAS (High Capacity Actively Controlled Steering) Steering, RWD, 2 washers, Actual OE	PSP0038
M37	Starter Motor	3.7L	Base, X	Actual OE	STR0063
M37	Engine Variable Valve Timing (VVT) Sprocket	3.7L	Base, X	Intake (Right), Actual OE	VTG0006
M37	Engine Variable Valve Timing (VVT) Sprocket	3.7L	Base, X	Intake (Left), Actual OE	VTG0011
M37	Engine Variable Valve Timing (VVT) Solenoid	3.7L	Base, X	Left, Actual OE	VTS0003
M37	Engine Variable Valve Timing (VVT) Solenoid	3.7L	Base, X	Right, Gasket, Actual OE	VTS0005
M56	Automatic Transmission Speed Sensor	5.6L	Base, X	Actual OE	CAS0004
M56	Direct Injection High Pressure Fuel Pump	5.6L	Base, X	Actual OE, EXTERNAL HIGH-PRESSURE PUMP	HPP0026
M56	Ignition Coil	5.6L	Base, X	Rear, Boot and Springs, Actual OE	IGC0002
M56	Ignition Coil	5.6L	Base, X	Front, Actual OE	IGC0078
M56	Mass Air Flow Sensor	5.6L	Base, X	Actual OE	MAF0058
M56	Manifold Absolute Pressure Sensor	5.6L	Base, X	Engine Cover, Front, Actual OE	PRS0002
M56	Rack and Pinion Assembly	5.6L	Base	w/ HICAS (High Capacity Actively Controlled Steering) Steering, RWD, Actual OE	PSG0018
M56	Power Steering Pump	5.6L	Base	w/ High Capacity Actively Controlled Steering, RWD, 2 washers, Actual OE	PSP0037
M56	Engine Variable Valve Timing (VVT) Sprocket	5.6L	Base, X	Intake (Right), Actual OE	VTG0016
M56	Engine Variable Valve Timing (VVT) Sprocket	5.6L	Base, X	Exhaust (Right), Actual OE	VTG0017

Vehicle	Part Type	Engine Size	Trim	Note(s)	Part Number
<b>2013 INFINITI (cont'd)</b>					
M56	Engine Variable Valve Timing (VVT) Sprocket	5.6L	Base, X	Intake (Left), Actual OE	VTG0018
M56	Engine Variable Valve Timing (VVT) Sprocket	5.6L	Base, X	Exhaust (Left), Actual OE	VTG0019
M56	Engine Variable Valve Timing (VVT) Solenoid	5.6L	Base, X	VK56VDS, Gasket, Actual OE	VTS0005
M56	Engine Water Pump	5.6L	Base, X	Gasket, Actual OE	WUP0006
QX56	Automatic Transmission Speed Sensor	5.6L	Base	Actual OE	CAS0004
QX56	Direct Injection High Pressure Fuel Pump	5.6L	Base	Actual OE, EXTERNAL HIGH-PRESSURE PUMP	HPP0026
QX56	Ignition Coil	5.6L	Base	Front, Actual OE	IGC0082
QX56	Ignition Coil	5.6L	Base	Rear, Actual OE	IGC0083
QX56	Mass Air Flow Sensor	5.6L	Base	w/ OE No. 22680-7S000, No Housing, Actual OE	MAF0031
QX56	Manifold Absolute Pressure Sensor	5.6L	Base	Engine Cover, Front, Actual OE	PRS0002
QX56	Power Steering Pump	5.6L	Base	For vehicle w/ PREMIUM GRADE, 2 washers, Actual OE	PSP0032
QX56	Power Steering Pump	5.6L	Base	For vehicle w/ LE GRADE, 2 washers, Actual OE	PSP0042
QX56	Engine Variable Valve Timing (VVT) Sprocket	5.6L	Base	Intake (Right), Actual OE	VTG0016
QX56	Engine Variable Valve Timing (VVT) Sprocket	5.6L	Base	Intake (Left), Actual OE	VTG0018
QX56	Engine Variable Valve Timing (VVT) Solenoid	5.6L	Base	VK56VD, Gasket, Actual OE	VTS0005
QX56	Engine Water Pump	5.6L	Base	Gasket, Actual OE	WUP0006
<b>2014 INFINITI</b>					
Q50	Automatic Transmission Speed Sensor	3.5L, 3.7L	Base, Hybrid Premium, Hybrid Sport, Premium, Sport	Actual OE	CAS0004



Vehicle	Part Type	Engine Size	Trim	Note(s)	Part Number
<b>2014 INFINITI (cont'd)</b>					
Q50	Fuel Injection Throttle Body	3.5L, 3.7L	Base, Hybrid Premium, Hybrid Sport, Premium, Sport	Left position, Actual OE	ETB0005
Q50	Fuel Injection Throttle Body	3.5L, 3.7L	Base, Hybrid Premium, Hybrid Sport, Premium, Sport	Right position, Actual OE	ETB0008
Q50	Ignition Coil	3.5L	Hybrid Premium, Hybrid Sport	Actual OE	IGC0003
Q50	Ignition Coil	3.7L	Base, Premium, Sport	Actual OE	IGC0078
Q50	Mass Air Flow Sensor	3.7L	Base, Premium, Sport	w/ OE No. 22680-7S000, No Housing, Actual OE	MAF0031
Q50	Mass Air Flow Sensor	3.5L	Hybrid Premium, Hybrid Sport	Actual OE	MAF0102
Q50	Manifold Absolute Pressure Sensor	3.7L	Base, Premium, Sport	Engine Cover, Front, Actual OE	PRS0002
Q50	Manifold Absolute Pressure Sensor	3.5L	Hybrid Premium, Hybrid Sport	Manifold, Actual OE	PRS0002
Q50	Power Steering Pump	3.5L, 3.7L	Base, Hybrid Premium, Hybrid Sport, Premium, Sport	2 washers, Actual OE	PSP0011
Q50	Starter Motor	3.7L	Base, Premium, Sport	w/o Direct Adaptative (by Wire) Steering, Actual OE	STR0063
Q50	Engine Variable Valve Timing (VVT) Solenoid Housing	3.5L	Hybrid Premium, Hybrid Sport	Position: Right, VQ35HR, V37, Variable Timing Control Cover	VTC0005
Q50	Engine Variable Valve Timing (VVT) Solenoid Housing	3.5L	Hybrid Premium, Hybrid Sport	Position: Left, VQ35HR, V37, Variable Timing Control Cover	VTC0006
Q50	Engine Variable Valve Timing (VVT) Sprocket	3.7L	Base, Premium, Sport	Intake (Right), Actual OE	VTG0006
Q50	Engine Variable Valve Timing (VVT) Sprocket	3.7L	Base, Premium, Sport	Intake (Left), Actual OE	VTG0011
Q50	Engine Variable Valve Timing (VVT) Sprocket	3.5L	Hybrid Premium, Hybrid Sport	Intake	VTG0020
Q50	Engine Variable Valve Timing (VVT) Sprocket	3.5L	Hybrid Premium, Hybrid Sport	Exhaust	VTG0023
Q50	Engine Variable Valve Timing (VVT) Solenoid	3.7L	Base, Premium, Sport	Left, Actual OE	VTS0003
Q50	Engine Variable Valve Timing (VVT) Solenoid	3.7L	Base, Premium, Sport	Right, Gasket, Actual OE	VTS0005

Vehicle	Part Type	Engine Size	Trim	Note(s)	Part Number
<b>2014 INFINITI (cont'd)</b>					
Q50	Engine Variable Valve Timing (VVT) Solenoid	3.5L	Hybrid Premium, Hybrid Sport	Actual OE	VTS0006
Q60	Automatic Transmission Speed Sensor	3.7L	Journey, S	Actual OE	CAS0004
Q60	Automatic Transmission Speed Sensor	3.7L	Base, IPL, Premier Edition, Premium, Premium Sport, Sport	Automatic, Actual OE	CAS0004
Q60	Fuel Injection Throttle Body	3.7L	Base, IPL, Journey, Premier Edition, Premium, Premium Sport, S, Sport	Left position, Actual OE	ETB0005
Q60	Fuel Injection Throttle Body	3.7L	Base, IPL, Journey, Premier Edition, Premium, Premium Sport, S, Sport	Right position, Actual OE	ETB0008
Q60	Ignition Coil	3.7L	Base, IPL, Journey, Premier Edition, Premium, Premium Sport, S, Sport	Actual OE	IGC0078
Q60	Mass Air Flow Sensor	3.7L	Base, IPL, Journey, Premier Edition, Premium, Premium Sport, S, Sport	w/ OE No. 22680-7S000, No Housing, Actual OE	MAF0031
Q60	Manifold Absolute Pressure Sensor	3.7L	Base, IPL, Journey, Premier Edition, Premium, Premium Sport, Sport	Engine Cover, Front, Actual OE	PRS0002
Q60	Manifold Absolute Pressure Sensor	3.7L	S	Manifold, Actual OE	PRS0002
Q60	Manifold Absolute Pressure Sensor	3.7L	Base, IPL, Journey, Premier Edition, Premium, Premium Sport, Sport	Air Power Booster, Front, Actual OE	PRS0003
Q60	Manifold Absolute Pressure Sensor	3.7L	S	Brake Master, Actual OE	PRS0003
Q60	Rack and Pinion Assembly	3.7L	Sport	Actual OE	PSG0002
Q60	Rack and Pinion Assembly	3.7L	Base, Premium, Premium Sport	AWD, Convertible, Actual OE	PSG0002
Q60	Rack and Pinion Assembly	3.7L	Base, IPL, Premier Edition, Premium, Premium Sport, S	RWD, Convertible, Actual OE	PSG0002
Q60	Rack and Pinion Assembly	3.7L	Base, IPL, Journey, Premier Edition, Premium, Premium Sport, S	RWD, Coupe, Actual OE	PSG0002
Q60	Power Steering Pump	3.7L	Base, IPL, Journey, Premier Edition, Premium, Premium Sport, Sport	Automatic, 2 washers, Actual OE	PSP0011
Q60	Power Steering Pump	3.7L	S	w/o Sport Tuned, Manual, 2 washers, Actual OE	PSP0011
Q60	Power Steering Pump	3.7L	IPL, Premium Sport, Sport	Manual, 2 washers, Actual OE	PSP0013

Vehicle	Part Type	Engine Size	Trim	Note(s)	Part Number
<b>2014 INFINITI (cont'd)</b>					
Q60	Starter Motor	3.7L	Base, IPL, Journey, Premier Edition, Premium, Premium Sport, S, Sport	Actual OE	STR0063
Q60	Engine Variable Valve Timing (VVT) Sprocket	3.7L	Base, IPL, Journey, Premier Edition, Premium, Premium Sport, S, Sport	Intake (Right), Actual OE	VTG0006
Q60	Engine Variable Valve Timing (VVT) Sprocket	3.7L	Base, IPL, Journey, Premier Edition, Premium, Premium Sport, S, Sport	Intake (Left), Actual OE	VTG0011
Q60	Engine Variable Valve Timing (VVT) Solenoid	3.7L	Base, IPL, Journey, Premier Edition, Premium, Premium Sport, S, Sport	Left, Actual OE	VTS0003
Q60	Engine Variable Valve Timing (VVT) Solenoid	3.7L	Base, IPL, Journey, Premier Edition, Premium, Premium Sport, S, Sport	Right, Gasket, Actual OE	VTS0005
Q70	Automatic Transmission Speed Sensor	3.5L, 3.7L, 5.6L	3.7, 5.6, Hybrid	Actual OE	CAS0004
Q70	Automatic Transmission Speed Sensor	3.7L, 5.6L	Perfection, Seduction	GAS, Actual OE	CAS0004
Q70	Fuel Injection Throttle Body	3.5L, 3.7L	3.7, Hybrid	Left position, Actual OE	ETB0005
Q70	Fuel Injection Throttle Body	3.5L, 3.7L	3.7, Hybrid	Right position, Actual OE	ETB0008
Q70	Direct Injection High Pressure Fuel Pump	5.6L	5.6, Perfection	Actual OE, EXTERNAL HIGH-PRESSURE PUMP	HPP0026
Q70	Ignition Coil	5.6L	Perfection	Boot and Springs, Actual OE	IGC0002
Q70	Ignition Coil	5.6L	5.6	Rear, Boot and Springs, Actual OE	IGC0002
Q70	Ignition Coil	3.5L	Hybrid	Actual OE	IGC0003
Q70	Ignition Coil	3.7L	3.7	Actual OE	IGC0078
Q70	Ignition Coil	5.6L	5.6	Front, Actual OE	IGC0078
Q70	Mass Air Flow Sensor	3.7L	3.7, Seduction	w/ OE No. 22680-7S000, No Housing, Actual OE	MAF0031
Q70	Mass Air Flow Sensor	5.6L	5.6	Actual OE	MAF0058
Q70	Mass Air Flow Sensor	5.6L	Perfection	GAS, Actual OE	MAF0058
Q70	Mass Air Flow Sensor	3.5L	Hybrid	Actual OE	MAF0102
Q70	Manifold Absolute Pressure Sensor	3.5L, 3.7L, 5.6L	3.7, 5.6, Hybrid, Perfection, Seduction	Engine Cover, Front, Actual OE	PRS0002

Vehicle	Part Type	Engine Size	Trim	Note(s)	Part Number
<b>2014 INFINITI (cont'd)</b>					
Q70	Rack and Pinion Assembly	5.6L	Perfection	High Capacity Actively Controlled Steering, RWD, Actual OE	PSG0018
Q70	Rack and Pinion Assembly	3.7L, 5.6L	3.7, 5.6	w/ HICAS (High Capacity Actively Controlled Steering) Steering, RWD, Actual OE	PSG0018
Q70	Power Steering Pump	3.7L	3.7	w/o HICAS (High Capacity Actively Controlled Steering) Steering, RWD, 2 washers, Actual OE	PSP0011
Q70	Power Steering Pump	3.7L	3.7	AWD, 2 washers, Actual OE	PSP0036
Q70	Power Steering Pump	5.6L	5.6, Perfection	w/ HICAS (High Capacity Actively Controlled Steering) Steering, To 11/2013, RWD, 2 washers, Actual OE	PSP0037
Q70	Power Steering Pump	3.7L	3.7, Seduction	w/ HICAS (High Capacity Actively Controlled Steering) Steering, RWD, 2 washers, Actual OE	PSP0038
Q70	Starter Motor	3.7L	3.7	To 07/2014, Actual OE	STR0063
Q70	Engine Variable Valve Timing (VVT) Solenoid Housing	3.5L	Hybrid	Position: Right, ELECTRIC/GAS, VQ35HR, Variable Timing Control Cover	VTC0005
Q70	Engine Variable Valve Timing (VVT) Solenoid Housing	3.5L	Hybrid	Position: Left, ELECTRIC/GAS, VQ35HR, Variable Timing Control Cover	VTC0006
Q70	Engine Variable Valve Timing (VVT) Sprocket	3.7L	3.7	Intake (Right), Actual OE	VTG0006
Q70	Engine Variable Valve Timing (VVT) Sprocket	3.7L	3.7	Intake (Left), Actual OE	VTG0011
Q70	Engine Variable Valve Timing (VVT) Sprocket	5.6L	5.6, Perfection	Intake (Right), Actual OE	VTG0016
Q70	Engine Variable Valve Timing (VVT) Sprocket	5.6L	5.6, Perfection	Exhaust (Right), Actual OE	VTG0017

Vehicle	Part Type	Engine Size	Trim	Note(s)	Part Number
<b>2014 INFINITI (cont'd)</b>					
Q70	Engine Variable Valve Timing (VVT) Sprocket	5.6L	5.6, Perfection	Intake (Left), Actual OE	VTG0018
Q70	Engine Variable Valve Timing (VVT) Sprocket	5.6L	5.6, Perfection	Exhaust (Left), Actual OE	VTG0019
Q70	Engine Variable Valve Timing (VVT) Sprocket	3.5L	Hybrid	Intake	VTG0020
Q70	Engine Variable Valve Timing (VVT) Sprocket	3.5L	Hybrid	Exhaust	VTG0023
Q70	Engine Variable Valve Timing (VVT) Solenoid	3.7L	3.7	Left, Actual OE	VTS0003
Q70	Engine Variable Valve Timing (VVT) Solenoid	5.6L	5.6, Perfection	Gasket, Actual OE	VTS0005
Q70	Engine Variable Valve Timing (VVT) Solenoid	3.7L	3.7	Right, Gasket, Actual OE	VTS0005
Q70	Engine Variable Valve Timing (VVT) Solenoid	3.5L	Hybrid	Actual OE	VTS0006
Q70	Engine Water Pump	5.6L	5.6	Gasket, Actual OE	WUP0006
Q70	Engine Water Pump	5.6L	Perfection	w/o Pulley, Gasket, Actual OE	WUP0006
QX50	Automatic Transmission Speed Sensor	3.7L	Base, Journey	Actual OE	CAS0004
QX50	Fuel Injection Throttle Body	3.7L	Base, Journey	Left position, Actual OE	ETB0005
QX50	Fuel Injection Throttle Body	3.7L	Base, Journey	Right position, Actual OE	ETB0008
QX50	Ignition Coil	3.7L	Base, Journey	Actual OE	IGC0078
QX50	Mass Air Flow Sensor	3.7L	Base, Journey	w/ OE No. 22680-7S000, No Housing, Actual OE	MAF0031
QX50	Manifold Absolute Pressure Sensor	3.7L	Base, Journey	Engine Cover, Front, Actual OE	PRS0002
QX50	Manifold Absolute Pressure Sensor	3.7L	Base, Journey	Air Power Booster, Front, Actual OE	PRS0003
QX50	Power Steering Pump	3.7L	Base, Journey	2 washers, Actual OE	PSP0011
QX50	Starter Motor	3.7L	Base, Journey	Actual OE	STR0063
QX50	Engine Variable Valve Timing (VVT) Sprocket	3.7L	Base, Journey	Intake (Right), Actual OE	VTG0006

Vehicle	Part Type	Engine Size	Trim	Note(s)	Part Number
<b>2014 INFINITI (cont'd)</b>					
QX50	Engine Variable Valve Timing (VVT) Sprocket	3.7L	Base, Journey	Intake (Left), Actual OE	VTG0011
QX50	Engine Variable Valve Timing (VVT) Solenoid	3.7L	Base, Journey	Left, Actual OE	VTS0003
QX50	Engine Variable Valve Timing (VVT) Solenoid	3.7L	Base, Journey	Right, Gasket, Actual OE	VTS0005
QX60	Fuel Injection Throttle Body	3.5L	Base, Inspiration, Perfection, Seduction	Actual OE	ETB0014
QX60	Fuel Injector	2.5L	Hybrid	Actual OE	FIJ0048
QX60	Ignition Coil	2.5L	Hybrid	Boot and Springs, Actual OE	IGC0002
QX60	Mass Air Flow Sensor	3.5L	Base, Inspiration, Perfection, Seduction	To 09/2014, w/ OE No. 22680-7S00A, No Housing, Actual OE	MAF0031
QX60	Mass Air Flow Sensor	2.5L	Hybrid	Actual OE	MAF0102
QX60	Mass Air Flow Sensor	3.5L	Base, Inspiration, Perfection, Seduction	From 09/2014, Actual OE	MAF0123
QX60	Manifold Absolute Pressure Sensor	2.5L	Hybrid	Supercharger, Actual OE	PRS0005
QX60	Engine Variable Valve Timing (VVT) Solenoid Housing	3.5L	Base	Position: Right, VQ35DE, Variable Timing Control Cover Assembly	VTC0003
QX60	Engine Variable Valve Timing (VVT) Solenoid Housing	3.5L	Base	Position: Left, VQ35DE, Variable Timing Control Cover Assembly	VTC0004
QX60	Engine Variable Valve Timing (VVT) Sprocket	3.5L	Base, Inspiration, Perfection, Seduction	Intake	VTG0025
QX60	Engine Variable Valve Timing (VVT) Solenoid	3.5L	Base, Inspiration, Perfection, Seduction	Left, Actual OE	VTS0003
QX60	Engine Variable Valve Timing (VVT) Solenoid	3.5L	Base, Inspiration, Perfection, Seduction	Right, Gasket, Actual OE	VTS0010
QX70	Automatic Transmission Speed Sensor	3.7L, 5.0L	Base, Seduction	Actual OE	CAS0004
QX70	Fuel Injection Throttle Body	3.7L	Base	Left position, Actual OE	ETB0005
QX70	Fuel Injection Throttle Body	3.7L	Base	Right position, Actual OE	ETB0008
QX70	Fuel Injector	5.0L	Base	Actual OE	FIJ0012
QX70	Ignition Coil	5.0L	Base	Rear, Boot and Springs, Actual OE	IGC0002

Vehicle	Part Type	Engine Size	Trim	Note(s)	Part Number
<b>2014 INFINITI (cont'd)</b>					
QX70	Ignition Coil	3.7L	Base	Actual OE	IGC0078
QX70	Ignition Coil	5.0L	Base	Front, Actual OE	IGC0078
QX70	Mass Air Flow Sensor	5.0L	Base, Seduction	To 04/2014, w/ OE No. 22680-7S000, No Housing, Actual OE	MAF0031
QX70	Mass Air Flow Sensor	3.7L	Base, Seduction	w/ OE No. 22680-7S000, No Housing, Actual OE	MAF0031
QX70	Manifold Absolute Pressure Sensor	3.7L, 5.0L	Base, Seduction	Engine Cover, Front, Actual OE	PRS0002
QX70	Rack and Pinion Assembly	3.7L	Base	Actual OE	PSG0015
QX70	Rack and Pinion Assembly	5.0L	Base	Actual OE	PSG0019
QX70	Power Steering Pump	3.7L	Base	2 washers, Actual OE	PSP0024
QX70	Power Steering Pump	5.0L	Base	2 washers, Actual OE	PSP0031
QX70	Starter Motor	3.7L	Base	Actual OE	STR0063
QX70	Engine Variable Valve Timing (VVT) Sprocket	5.0L	Base	Exhaust (Right), Actual OE	VTG0001
QX70	Engine Variable Valve Timing (VVT) Sprocket	5.0L	Base	Intake (Right), Actual OE	VTG0003
QX70	Engine Variable Valve Timing (VVT) Sprocket	3.7L	Base	Intake (Right), Actual OE	VTG0006
QX70	Engine Variable Valve Timing (VVT) Sprocket	3.7L	Base	Intake (Left), Actual OE	VTG0011
QX70	Engine Variable Valve Timing (VVT) Sprocket	5.0L	Base	Intake (Left), Actual OE	VTG0018
QX70	Engine Variable Valve Timing (VVT) Sprocket	5.0L	Base	Exhaust (Left), Actual OE	VTG0019
QX70	Engine Variable Valve Timing (VVT) Solenoid	3.7L	Base	Left, Actual OE	VTS0003
QX70	Engine Variable Valve Timing (VVT) Solenoid	5.0L	Base	Gasket, Actual OE	VTS0005
QX70	Engine Variable Valve Timing (VVT) Solenoid	3.7L	Base	Right, Gasket, Actual OE	VTS0005
QX70	Engine Water Pump	5.0L	Base	Gasket, Actual OE	WUP0006

Vehicle	Part Type	Engine Size	Trim	Note(s)	Part Number
<b>2014 INFINITI (cont'd)</b>					
QX80	Automatic Transmission Speed Sensor	5.6L	Base	Actual OE	CAS0004
QX80	Direct Injection High Pressure Fuel Pump	5.6L	Base	Actual OE, EXTERNAL HIGH-PRESSURE PUMP	HPP0026
QX80	Ignition Coil	5.6L	Base	Front, Actual OE	IGC0082
QX80	Ignition Coil	5.6L	Base	Rear, Actual OE	IGC0083
QX80	Mass Air Flow Sensor	5.6L	Base	w/ OE No. 22680-7S000, No Housing, Actual OE	MAF0031
QX80	Manifold Absolute Pressure Sensor	5.6L	Base	Engine Cover, Front, Actual OE	PRS0002
QX80	Power Steering Pump	5.6L	Base	For vehicle w/ PREMIUM GRADE, 2 washers, Actual OE	PSP0032
QX80	Power Steering Pump	5.6L	Base	For vehicle w/ LE GRADE, 2 washers, Actual OE	PSP0042
QX80	Engine Variable Valve Timing (VVT) Sprocket	5.6L	Base	Intake (Right), Actual OE	VTG0016
QX80	Engine Variable Valve Timing (VVT) Sprocket	5.6L	Base	Intake (Left), Actual OE	VTG0018
QX80	Engine Variable Valve Timing (VVT) Solenoid	5.6L	Base	Gasket, Actual OE	VTS0005
QX80	Engine Water Pump	5.6L	Base	Gasket, Actual OE	WUP0006
<b>2015 INFINITI</b>					
Q40	Automatic Transmission Speed Sensor	3.7L	Base	Actual OE	CAS0004
Q40	Fuel Injection Throttle Body	3.7L	Base	Left position, Actual OE	ETB0005
Q40	Fuel Injection Throttle Body	3.7L	Base	Right position, Actual OE	ETB0008
Q40	Ignition Coil	3.7L	Base	Actual OE	IGC0078
Q40	Mass Air Flow Sensor	3.7L	Base	w/ OE No. 22680-7S000, No Housing, Actual OE	MAF0031
Q40	Manifold Absolute Pressure Sensor	3.7L	Base	Engine Cover, Front, Actual OE	PRS0002



Vehicle	Part Type	Engine Size	Trim	Note(s)	Part Number
<b>2015 INFINITI (cont'd)</b>					
Q40	Manifold Absolute Pressure Sensor	3.7L	Base	Air Power Booster, Front, Actual OE	PRS0003
Q40	Power Steering Pump	3.7L	Base	2 washers, Actual OE	PSP0011
Q40	Starter Motor	3.7L	Base	Actual OE	STR0063
Q40	Engine Variable Valve Timing (VVT) Sprocket	3.7L	Base	Intake (Right), Actual OE	VTG0006
Q40	Engine Variable Valve Timing (VVT) Sprocket	3.7L	Base	Intake (Left), Actual OE	VTG0011
Q40	Engine Variable Valve Timing (VVT) Solenoid	3.7L	Base	Left, Actual OE	VTS0003
Q40	Engine Variable Valve Timing (VVT) Solenoid	3.7L	Base	Right, Gasket, Actual OE	VTS0005
Q50	Automatic Transmission Speed Sensor	3.5L, 3.7L	Base, Hybrid, Hybrid Premium, Hybrid Sport, Inspiration, Perfection, Premium, Seduction, Sport	Actual OE	CAS0004
Q50	Fuel Injection Throttle Body	3.5L, 3.7L	Base, Hybrid, Hybrid Premium, Hybrid Sport, Inspiration, Perfection, Premium, Seduction, Sport	Left position, Actual OE	ETB0005
Q50	Fuel Injection Throttle Body	3.5L, 3.7L	Base, Hybrid, Hybrid Premium, Hybrid Sport, Inspiration, Perfection, Premium, Seduction, Sport	Right position, Actual OE	ETB0008
Q50	Ignition Coil	3.5L	Hybrid, Hybrid Premium, Hybrid Sport	Actual OE	IGC0003
Q50	Ignition Coil	3.7L	Base, Premium, Sport	Actual OE	IGC0078
Q50	Mass Air Flow Sensor	3.7L	Base, Inspiration, Perfection, Premium, Seduction, Sport	w/ OE No. 22680-7S000, No Housing, Actual OE	MAF0031
Q50	Mass Air Flow Sensor	3.5L	Hybrid, Hybrid Premium, Hybrid Sport	Actual OE	MAF0102
Q50	Manifold Absolute Pressure Sensor	3.7L	Base, Inspiration, Perfection, Premium, Seduction, Sport	Engine Cover, Front, Actual OE	PRS0002
Q50	Manifold Absolute Pressure Sensor	3.5L	Hybrid, Hybrid Premium, Hybrid Sport	Manifold, Actual OE	PRS0002
Q50	Power Steering Pump	3.5L, 3.7L	Base, Hybrid, Hybrid Premium, Hybrid Sport, Premium, Sport	2 washers, Actual OE	PSP0011
Q50	Starter Motor	3.7L	Base, Premium, Sport	w/o Direct Adaptative (by Wire) Steering, Actual OE	STR0063

Vehicle	Part Type	Engine Size	Trim	Note(s)	Part Number
<b>2015 INFINITI (cont'd)</b>					
Q50	Engine Variable Valve Timing (VVT) Solenoid Housing	3.5L	Hybrid, Hybrid Premium, Hybrid Sport	Position: Right, VQ35HR, V37, Variable Timing Control Cover	VTC0005
Q50	Engine Variable Valve Timing (VVT) Solenoid Housing	3.5L	Hybrid, Hybrid Premium, Hybrid Sport	Position: Left, VQ35HR, V37, Variable Timing Control Cover	VTC0006
Q50	Engine Variable Valve Timing (VVT) Sprocket	3.7L	Base, Premium, Sport	Intake (Right), Actual OE	VTG0006
Q50	Engine Variable Valve Timing (VVT) Sprocket	3.7L	Base, Premium, Sport	Intake (Left), Actual OE	VTG0011
Q50	Engine Variable Valve Timing (VVT) Sprocket	3.5L	Hybrid, Hybrid Premium, Hybrid Sport	Intake	VTG0020
Q50	Engine Variable Valve Timing (VVT) Sprocket	3.5L	Hybrid, Hybrid Premium, Hybrid Sport	Exhaust	VTG0023
Q50	Engine Variable Valve Timing (VVT) Solenoid	3.7L	Base, Premium, Sport	Left, Actual OE	VTS0003
Q50	Engine Variable Valve Timing (VVT) Solenoid	3.7L	Base, Premium, Sport	Right, Gasket, Actual OE	VTS0005
Q50	Engine Variable Valve Timing (VVT) Solenoid	3.5L	Hybrid, Hybrid Premium, Hybrid Sport	Actual OE	VTS0006
Q60	Automatic Transmission Speed Sensor	3.7L	IPL, S	Actual OE	CAS0004
Q60	Automatic Transmission Speed Sensor	3.7L	Base, Journey, Premier Edition, S Limited, Sport, Sport Limited	Automatic, Actual OE	CAS0004
Q60	Fuel Injection Throttle Body	3.7L	Base, IPL, Journey, Premier Edition, S, S Limited, Sport, Sport Limited	Left position, Actual OE	ETB0005
Q60	Fuel Injection Throttle Body	3.7L	Base, IPL, Journey, Premier Edition, S, S Limited, Sport, Sport Limited	Right position, Actual OE	ETB0008
Q60	Ignition Coil	3.7L	Base, IPL, Journey, Premier Edition, S, S Limited, Sport, Sport Limited	Actual OE	IGC0078
Q60	Mass Air Flow Sensor	3.7L	Base, IPL, Journey, Premier Edition, S, S Limited, Sport, Sport Limited	w/ OE No. 22680-7S000, No Housing, Actual OE	MAF0031

Vehicle	Part Type	Engine Size	Trim	Note(s)	Part Number
<b>2015 INFINITI (cont'd)</b>					
Q60	Manifold Absolute Pressure Sensor	3.7L	Base, IPL, Journey, Premier Edition, S, S Limited, Sport, Sport Limited	Engine Cover, Front, Actual OE	PRS0002
Q60	Manifold Absolute Pressure Sensor	3.7L	Base, IPL, Journey, Premier Edition, S, S Limited, Sport, Sport Limited	Air Power Booster, Front, Actual OE	PRS0003
Q60	Rack and Pinion Assembly	3.7L	Base	AWD, Convertible, Actual OE	PSG0002
Q60	Rack and Pinion Assembly	3.7L	Sport	Convertible, Actual OE	PSG0002
Q60	Rack and Pinion Assembly	3.7L	Base, IPL, Premier Edition, S	RWD, Convertible, Actual OE	PSG0002
Q60	Rack and Pinion Assembly	3.7L	Base, Journey, S, S Limited, Sport, Sport Limited	RWD, Coupe, Actual OE	PSG0002
Q60	Power Steering Pump	3.7L	Base, IPL, Journey, Premier Edition, S Limited, Sport, Sport Limited	Automatic, 2 washers, Actual OE	PSP0011
Q60	Power Steering Pump	3.7L	S, S Limited, Sport, Sport Limited	Manual, 2 washers, Actual OE	PSP0013
Q60	Starter Motor	3.7L	Base, IPL, Journey, Premier Edition, S, S Limited, Sport, Sport Limited	Actual OE	STR0063
Q60	Engine Variable Valve Timing (VVT) Sprocket	3.7L	Base, IPL, Premier Edition, S, Sport	Intake (Right), Convertible, Actual OE	VTG0006
Q60	Engine Variable Valve Timing (VVT) Sprocket	3.7L	Base, Journey, S, S Limited, Sport, Sport Limited	Intake (Right), Coupe, Actual OE	VTG0006
Q60	Engine Variable Valve Timing (VVT) Sprocket	3.7L	Base, IPL, Journey, Premier Edition, S, S Limited, Sport, Sport Limited	Intake (Left), Actual OE	VTG0011
Q60	Engine Variable Valve Timing (VVT) Solenoid	3.7L	Base, IPL, Journey, Premier Edition, S, S Limited, Sport, Sport Limited	Left, Actual OE	VTS0003
Q60	Engine Variable Valve Timing (VVT) Solenoid	3.7L	Base, IPL, Journey, Premier Edition, S, S Limited, Sport, Sport Limited	Right, Gasket, Actual OE	VTS0005
Q70	Automatic Transmission Speed Sensor	3.5L	Hybrid	Actual OE	CAS0004
Q70	Automatic Transmission Speed Sensor	3.7L, 5.6L	3.7, 5.6	Automatic, Actual OE	CAS0004
Q70	Fuel Injection Throttle Body	3.5L, 3.7L	3.7, Hybrid	Left position, Actual OE	ETB0005

Vehicle	Part Type	Engine Size	Trim	Note(s)	Part Number
<b>2015 INFINITI (cont'd)</b>					
Q70	Fuel Injection Throttle Body	3.5L, 3.7L	3.7, Hybrid	Right position, Actual OE	ETB0008
Q70	Direct Injection High Pressure Fuel Pump	5.6L	5.6	Actual OE, EXTERNAL HIGH-PRESSURE PUMP	HPP0026
Q70	Ignition Coil	5.6L	5.6	Rear, Boot and Springs, Actual OE	IGC0002
Q70	Ignition Coil	3.5L	Hybrid	Actual OE	IGC0003
Q70	Ignition Coil	3.7L	3.7	Actual OE	IGC0078
Q70	Ignition Coil	5.6L	5.6	Front, Actual OE	IGC0078
Q70	Mass Air Flow Sensor	3.7L	3.7	w/ OE No. 22680-7S000, No Housing, Actual OE	MAF0031
Q70	Mass Air Flow Sensor	5.6L	5.6	Actual OE	MAF0058
Q70	Mass Air Flow Sensor	3.5L	Hybrid	Actual OE	MAF0102
Q70	Manifold Absolute Pressure Sensor	3.5L, 3.7L, 5.6L	3.7, 5.6, Hybrid	Engine Cover, Front, Actual OE	PRS0002
Q70	Power Steering Pump	3.7L	3.7	w/o HICAS (High Capacity Actively Controlled Steering) Steering, RWD, 2 washers, Actual OE	PSP0011
Q70	Power Steering Pump	3.7L	3.7	AWD, 2 washers, Actual OE	PSP0036
Q70	Starter Motor	3.7L	3.7	Actual OE	STR0063
Q70	Engine Variable Valve Timing (VVT) Solenoid Housing	3.5L	Hybrid	Position: Right, ELECTRIC/GAS, VQ35HR, Variable Timing Control Cover	VTC0005
Q70	Engine Variable Valve Timing (VVT) Solenoid Housing	3.5L	Hybrid	Position: Left, ELECTRIC/GAS, VQ35HR, Variable Timing Control Cover	VTC0006
Q70	Engine Variable Valve Timing (VVT) Sprocket	3.7L	3.7	Intake (Right), Actual OE	VTG0006
Q70	Engine Variable Valve Timing (VVT) Sprocket	3.7L	3.7	Intake (Left), Actual OE	VTG0011
Q70	Engine Variable Valve Timing (VVT) Sprocket	5.6L	5.6	Intake (Right), Actual OE	VTG0016
Q70	Engine Variable Valve Timing (VVT) Sprocket	5.6L	5.6	Exhaust (Right), Actual OE	VTG0017

Vehicle	Part Type	Engine Size	Trim	Note(s)	Part Number
<b>2015 INFINITI (cont'd)</b>					
Q70	Engine Variable Valve Timing (VVT) Sprocket	5.6L	5.6	Intake (Left), Actual OE	VTG0018
Q70	Engine Variable Valve Timing (VVT) Sprocket	5.6L	5.6	Exhaust (Left), Actual OE	VTG0019
Q70	Engine Variable Valve Timing (VVT) Sprocket	3.5L	Hybrid	Intake	VTG0020
Q70	Engine Variable Valve Timing (VVT) Sprocket	3.5L	Hybrid	Exhaust	VTG0023
Q70	Engine Variable Valve Timing (VVT) Solenoid	3.7L	3.7	Left, Actual OE	VTS0003
Q70	Engine Variable Valve Timing (VVT) Solenoid	5.6L	5.6	Gasket, Actual OE	VTS0005
Q70	Engine Variable Valve Timing (VVT) Solenoid	3.7L	3.7	Right, Gasket, Actual OE	VTS0005
Q70	Engine Variable Valve Timing (VVT) Solenoid	3.5L	Hybrid	Actual OE	VTS0006
Q70	Engine Water Pump	5.6L	5.6	Gasket, Actual OE	WUP0006
Q70L	Automatic Transmission Speed Sensor	3.7L, 5.6L	3.7, 5.6	Actual OE	CAS0004
Q70L	Fuel Injection Throttle Body	3.7L	3.7	Left position, Actual OE	ETB0005
Q70L	Fuel Injection Throttle Body	3.7L	3.7	Right position, Actual OE	ETB0008
Q70L	Direct Injection High Pressure Fuel Pump	5.6L	5.6	Actual OE, EXTERNAL HIGH-PRESSURE PUMP	HPP0026
Q70L	Ignition Coil	5.6L	5.6	Rear, Boot and Springs, Actual OE	IGC0002
Q70L	Ignition Coil	3.7L	3.7	Actual OE	IGC0078
Q70L	Ignition Coil	5.6L	5.6	Front, Actual OE	IGC0078
Q70L	Mass Air Flow Sensor	3.7L	3.7	w/ OE No. 22680-7S000, No Housing, Actual OE	MAF0031
Q70L	Mass Air Flow Sensor	5.6L	5.6	Actual OE	MAF0058
Q70L	Manifold Absolute Pressure Sensor	3.7L, 5.6L	3.7, 5.6	Engine Cover, Front, Actual OE	PRS0002
Q70L	Power Steering Pump	3.7L	3.7	RWD, 2 washers, Actual OE	PSP0011

Vehicle	Part Type	Engine Size	Trim	Note(s)	Part Number
<b>2015 INFINITI (cont'd)</b>					
Q70L	Power Steering Pump	3.7L	3.7	AWD, 2 washers, Actual OE	PSP0036
Q70L	Starter Motor	3.7L	3.7	Actual OE	STR0063
Q70L	Engine Variable Valve Timing (VVT) Sprocket	3.7L	3.7	Intake (Right), Actual OE	VTG0006
Q70L	Engine Variable Valve Timing (VVT) Sprocket	3.7L	3.7	Intake (Left), Actual OE	VTG0011
Q70L	Engine Variable Valve Timing (VVT) Sprocket	5.6L	5.6	Intake (Right), Actual OE	VTG0016
Q70L	Engine Variable Valve Timing (VVT) Sprocket	5.6L	5.6	Exhaust (Right), Actual OE	VTG0017
Q70L	Engine Variable Valve Timing (VVT) Sprocket	5.6L	5.6	Intake (Left), Actual OE	VTG0018
Q70L	Engine Variable Valve Timing (VVT) Sprocket	5.6L	5.6	Exhaust (Left), Actual OE	VTG0019
Q70L	Engine Variable Valve Timing (VVT) Solenoid	3.7L	3.7	Left, Actual OE	VTS0003
Q70L	Engine Variable Valve Timing (VVT) Solenoid	5.6L	5.6	Gasket, Actual OE	VTS0005
Q70L	Engine Variable Valve Timing (VVT) Solenoid	3.7L	3.7	Right, Gasket, Actual OE	VTS0005
Q70L	Engine Water Pump	5.6L	5.6	Gasket, Actual OE	WUP0006
QX50	Automatic Transmission Speed Sensor	3.7L	Base, Journey	Actual OE	CAS0004
QX50	Fuel Injection Throttle Body	3.7L	Base, Journey	Left position, Actual OE	ETB0005
QX50	Fuel Injection Throttle Body	3.7L	Base, Journey	Right position, Actual OE	ETB0008
QX50	Ignition Coil	3.7L	Base, Journey	Actual OE	IGC0078
QX50	Mass Air Flow Sensor	3.7L	Base, Journey	w/ OE No. 22680-7S000, No Housing, Actual OE	MAF0031
QX50	Manifold Absolute Pressure Sensor	3.7L	Base, Journey	Engine Cover, Front, Actual OE	PRS0002
QX50	Manifold Absolute Pressure Sensor	3.7L	Base, Journey	Air Power Booster, Front, Actual OE	PRS0003
QX50	Power Steering Pump	3.7L	Base, Journey	2 washers, Actual OE	PSP0011
QX50	Starter Motor	3.7L	Base, Journey	Actual OE	STR0063

Vehicle	Part Type	Engine Size	Trim	Note(s)	Part Number
<b>2015 INFINITI (cont'd)</b>					
QX50	Engine Variable Valve Timing (VVT) Sprocket	3.7L	Base, Journey	Intake (Right), Actual OE	VTG0006
QX50	Engine Variable Valve Timing (VVT) Sprocket	3.7L	Base, Journey	Intake (Left), Actual OE	VTG0011
QX50	Engine Variable Valve Timing (VVT) Solenoid	3.7L	Base, Journey	Left, Actual OE	VTS0003
QX50	Engine Variable Valve Timing (VVT) Solenoid	3.7L	Base, Journey	Right, Gasket, Actual OE	VTS0005
QX60	Fuel Injection Throttle Body	3.5L	Base, Inspiration, Perfection	To 09/2014, Actual OE	ETB0014
QX60	Fuel Injector	2.5L	HEV, Hybrid	Actual OE	FIJ0048
QX60	Ignition Coil	2.5L	HEV, Hybrid	Boot and Springs, Actual OE	IGC0002
QX60	Mass Air Flow Sensor	3.5L	Base, Inspiration, Perfection	To 09/2014, w/ OE No. 22680-7S00A, No Housing, Actual OE	MAF0031
QX60	Mass Air Flow Sensor	2.5L	HEV	Actual OE	MAF0102
QX60	Mass Air Flow Sensor	2.5L	Hybrid	From 09/2014, Actual OE	MAF0102
QX60	Mass Air Flow Sensor	3.5L	Base, Inspiration, Perfection	From 09/2014, Actual OE	MAF0123
QX60	Manifold Absolute Pressure Sensor	2.5L	HEV, Hybrid	Supercharger, Actual OE	PRS0005
QX60	Engine Variable Valve Timing (VVT) Sprocket	3.5L	Base, Inspiration, Perfection	From 09/2014, Intake, Actual OE	VTG0014
QX60	Engine Variable Valve Timing (VVT) Sprocket	3.5L	Base, Inspiration, Perfection	From 09/2014, Exhaust, Actual OE	VTG0015
QX60	Engine Variable Valve Timing (VVT) Sprocket	3.5L	Base, Inspiration, Perfection	To 09/2014, Intake	VTG0025
QX60	Engine Variable Valve Timing (VVT) Solenoid	3.5L	Base	Left, Actual OE	VTS0003
QX60	Engine Variable Valve Timing (VVT) Solenoid	3.5L	Base	Right, Gasket, Actual OE	VTS0010
QX60	Engine Variable Valve Timing (VVT) Solenoid	3.5L	Inspiration, Perfection		VTS0016
QX70	Automatic Transmission Speed Sensor	3.7L, 5.0L	Base, Seduction, Sport	Actual OE	CAS0004

Vehicle	Part Type	Engine Size	Trim	Note(s)	Part Number
<b>2015 INFINITI (cont'd)</b>					
QX70	Fuel Injection Throttle Body	3.7L	Base	Left position, Actual OE	ETB0005
QX70	Fuel Injection Throttle Body	3.7L	Base	Right position, Actual OE	ETB0008
QX70	Ignition Coil	5.0L	Seduction	Rear, Boot and Springs, Actual OE	IGC0002
QX70	Ignition Coil	3.7L	Base	Actual OE	IGC0078
QX70	Mass Air Flow Sensor	3.7L	Base, Seduction, Sport	w/ OE No. 22680-7S000, No Housing, Actual OE	MAF0031
QX70	Manifold Absolute Pressure Sensor	3.7L, 5.0L	Base, Seduction, Sport	Engine Cover, Front, Actual OE	PRS0002
QX70	Rack and Pinion Assembly	3.7L	Base, Seduction, Sport	Actual OE	PSG0015
QX70	Power Steering Pump	3.7L	Base	2 washers, Actual OE	PSP0024
QX70	Starter Motor	3.7L	Base	Actual OE	STR0063
QX70	Engine Variable Valve Timing (VVT) Sprocket	3.7L	Base	Intake (Right), Actual OE	VTG0006
QX70	Engine Variable Valve Timing (VVT) Sprocket	3.7L	Base	Intake (Left), Actual OE	VTG0011
QX70	Engine Variable Valve Timing (VVT) Solenoid	3.7L	Base	Left, Actual OE	VTS0003
QX70	Engine Variable Valve Timing (VVT) Solenoid	3.7L	Base	Right, Gasket, Actual OE	VTS0005
QX80	Automatic Transmission Speed Sensor	5.6L	Base	Actual OE	CAS0004
QX80	Direct Injection High Pressure Fuel Pump	5.6L	Base	Actual OE, EXTERNAL HIGH-PRESSURE PUMP	HPP0026
QX80	Ignition Coil	5.6L	Base	Front, Actual OE	IGC0082
QX80	Ignition Coil	5.6L	Base	Rear, Actual OE	IGC0083
QX80	Mass Air Flow Sensor	5.6L	Base	w/ OE No. 22680-7S000, No Housing, Actual OE	MAF0031
QX80	Manifold Absolute Pressure Sensor	5.6L	Base	Engine Cover, Front, Actual OE	PRS0002
QX80	Power Steering Pump	5.6L	Base	For vehicle w/ PREMIUM GRADE, 2 washers, Actual OE	PSP0032



Vehicle	Part Type	Engine Size	Trim	Note(s)	Part Number
<b>2015 INFINITI (cont'd)</b>					
QX80	Power Steering Pump	5.6L	Base	For vehicle w/ LE GRADE, 2 washers, Actual OE	PSP0042
QX80	Engine Variable Valve Timing (VVT) Sprocket	5.6L	Base	From 08/2015, Intake (Right), Actual OE	VTG0016
QX80	Engine Variable Valve Timing (VVT) Sprocket	5.6L	Base	From 08/2015, Exhaust (Right), Actual OE	VTG0017
QX80	Engine Variable Valve Timing (VVT) Sprocket	5.6L	Base	From 08/2015, Intake (Left), Actual OE	VTG0018
QX80	Engine Variable Valve Timing (VVT) Sprocket	5.6L	Base	From 08/2015, Exhaust (Left), Actual OE	VTG0019
QX80	Engine Variable Valve Timing (VVT) Solenoid	5.6L	Base	Gasket, Actual OE	VTS0005
QX80	Engine Water Pump	5.6L	Base	Gasket, Actual OE	WUP0006
<b>2016 INFINITI</b>					
Q50	Automatic Transmission Speed Sensor	2.0L, 3.0L, 3.5L	Base, Hybrid, Hybrid Premium, Premium, Red Sport 400, Sport	Actual OE	CAS0004
Q50	Fuel Injection Throttle Body	3.5L	Hybrid, Hybrid Premium	Left position, Actual OE	ETB0005
Q50	Fuel Injection Throttle Body	3.5L	Hybrid, Hybrid Premium	Right position, Actual OE	ETB0008
Q50	Ignition Coil	3.5L	Hybrid, Hybrid Premium	Actual OE	IGC0003
Q50	Ignition Coil	3.7L	Inspiration, Perfection, Seduction	Actual OE	IGC0078
Q50	Ignition Coil	3.0L	Premium, Red Sport 400, Sport	Actual OE	IGC0098
Q50	Mass Air Flow Sensor	3.5L	Hybrid, Hybrid Premium	Actual OE	MAF0102
Q50	Manifold Absolute Pressure Sensor	3.5L	Hybrid, Hybrid Premium	Manifold, Actual OE	PRS0002
Q50	Manifold Absolute Pressure Sensor	3.0L	Premium, Red Sport 400, Sport	Actual OE	PRS0005
Q50	Starter Motor	3.0L	Premium, Red Sport 400, Sport	w/o Direct Adaptative (by Wire) Steering, Actual OE	STR0063
Q50	Engine Variable Valve Timing (VVT) Solenoid Housing	3.0L	Premium, Sport	Position: Right, From 01/2016, 300 / 224, VR30DDTT, V37, Variable Timing Control Cover Assembly	VTC0001

Vehicle	Part Type	Engine Size	Trim	Note(s)	Part Number
<b>2016 INFINITI (cont'd)</b>					
Q50	Engine Variable Valve Timing (VVT) Solenoid Housing	3.0L	Red Sport 400	Position: Right, From 01/2016, 400 / 298, VR30DDTT, V37, Variable Timing Control Cover Assembly	VTC0001
Q50	Engine Variable Valve Timing (VVT) Solenoid Housing	3.0L	Premium, Sport	Position: Left, From 01/2016, 300 / 224, VR30DDTT, V37, Variable Timing Control Cover Assembly	VTC0002
Q50	Engine Variable Valve Timing (VVT) Solenoid Housing	3.0L	Red Sport 400	Position: Left, From 01/2016, 400 / 298, VR30DDTT, V37, Variable Timing Control Cover Assembly	VTC0002
Q50	Engine Variable Valve Timing (VVT) Solenoid Housing	3.5L	Hybrid, Hybrid Premium	Position: Right, VQ35HR, V37, Variable Timing Control Cover	VTC0005
Q50	Engine Variable Valve Timing (VVT) Solenoid Housing	3.5L	Hybrid, Hybrid Premium	Position: Left, VQ35HR, V37, Variable Timing Control Cover	VTC0006
Q50	Engine Variable Valve Timing (VVT) Sprocket	3.5L	Hybrid, Hybrid Premium	Intake	VTG0020
Q50	Engine Variable Valve Timing (VVT) Sprocket	3.0L	Premium, Red Sport 400, Sport	Exhaust (Right)	VTG0021
Q50	Engine Variable Valve Timing (VVT) Sprocket	3.0L	Premium, Red Sport 400, Sport	Exhaust (Left)	VTG0022
Q50	Engine Variable Valve Timing (VVT) Sprocket	3.5L	Hybrid, Hybrid Premium	Exhaust	VTG0023
Q50	Engine Variable Valve Timing (VVT) Solenoid	3.5L	Hybrid Premium	Left, Actual OE	VTS0006
Q50	Engine Variable Valve Timing (VVT) Solenoid	3.0L	Premium, Red Sport 400, Sport		VTS0016
Q70	Automatic Transmission Speed Sensor	3.5L, 3.7L, 5.6L	3.7, 5.6, Hybrid	Actual OE	CAS0004
Q70	Fuel Injection Throttle Body	3.5L, 3.7L	3.7, Hybrid	Left position, Actual OE	ETB0005
Q70	Fuel Injection Throttle Body	3.5L, 3.7L	3.7, Hybrid	Right position, Actual OE	ETB0008

Vehicle	Part Type	Engine Size	Trim	Note(s)	Part Number
<b>2016 INFINITI (cont'd)</b>					
Q70	Direct Injection High Pressure Fuel Pump	5.6L	5.6, Perfection	Actual OE, EXTERNAL HIGH-PRESSURE PUMP	HPP0026
Q70	Ignition Coil	5.6L	5.6, Perfection	Rear, Boot and Springs, Actual OE	IGC0002
Q70	Ignition Coil	3.5L	Hybrid	Actual OE	IGC0003
Q70	Ignition Coil	3.7L	3.7	Actual OE	IGC0078
Q70	Ignition Coil	5.6L	5.6, Perfection	Front, Actual OE	IGC0078
Q70	Mass Air Flow Sensor	3.7L	3.7, Seduction	w/ OE No. 22680-7S000, No Housing, Actual OE	MAF0031
Q70	Mass Air Flow Sensor	5.6L	5.6, Perfection	Actual OE	MAF0058
Q70	Mass Air Flow Sensor	3.5L	Hybrid	Actual OE	MAF0102
Q70	Manifold Absolute Pressure Sensor	3.7L, 5.6L	3.7, 5.6, Perfection	Manifold, To 05/2016, Actual OE	PRS0002
Q70	Manifold Absolute Pressure Sensor	3.5L	Hybrid	Manifold, To 08/2016, Actual OE	PRS0002
Q70	Power Steering Pump	3.7L	3.7	w/ Pulley, RWD, 2 washers, Actual OE	PSP0011
Q70	Power Steering Pump	3.7L	3.7	w/ Pulley, AWD, 2 washers, Actual OE	PSP0036
Q70	Starter Motor	3.7L	3.7	Actual OE	STR0063
Q70	Engine Variable Valve Timing (VVT) Solenoid Housing	3.5L	Hybrid	Position: Right, ELECTRIC/GAS, VQ35HR, Variable Timing Control Cover	VTC0005
Q70	Engine Variable Valve Timing (VVT) Solenoid Housing	3.5L	Hybrid	Position: Left, ELECTRIC/GAS, VQ35HR, Variable Timing Control Cover	VTC0006
Q70	Engine Variable Valve Timing (VVT) Sprocket	3.7L	3.7	Intake (Right), Actual OE	VTG0006
Q70	Engine Variable Valve Timing (VVT) Sprocket	3.7L	3.7	Intake (Left), Actual OE	VTG0011
Q70	Engine Variable Valve Timing (VVT) Sprocket	5.6L	5.6, Perfection	Intake (Right), Actual OE	VTG0016
Q70	Engine Variable Valve Timing (VVT) Sprocket	5.6L	5.6, Perfection	Exhaust (Right), Actual OE	VTG0017

Vehicle	Part Type	Engine Size	Trim	Note(s)	Part Number
<b>2016 INFINITI (cont'd)</b>					
Q70	Engine Variable Valve Timing (VVT) Sprocket	5.6L	5.6, Perfection	Intake (Left), Actual OE	VTG0018
Q70	Engine Variable Valve Timing (VVT) Sprocket	5.6L	5.6, Perfection	Exhaust (Left), Actual OE	VTG0019
Q70	Engine Variable Valve Timing (VVT) Sprocket	3.5L	Hybrid	Intake	VTG0020
Q70	Engine Variable Valve Timing (VVT) Sprocket	3.5L	Hybrid	Exhaust	VTG0023
Q70	Engine Variable Valve Timing (VVT) Solenoid	3.7L	3.7	Left, Actual OE	VTS0003
Q70	Engine Variable Valve Timing (VVT) Solenoid	5.6L	5.6, Perfection	Gasket, Actual OE	VTS0005
Q70	Engine Variable Valve Timing (VVT) Solenoid	3.7L	3.7	Right, Gasket, Actual OE	VTS0005
Q70	Engine Water Pump	5.6L	Perfection	w/o Pulley, Gasket, Actual OE	WUP0006
Q70	Engine Water Pump	5.6L	5.6	w/o Pulley; w/o Gaskets & Seals, Gasket, Actual OE	WUP0006
Q70L	Automatic Transmission Speed Sensor	3.7L, 5.6L	3.7, 5.6	Actual OE	CAS0004
Q70L	Fuel Injection Throttle Body	3.7L	3.7	Left position, Actual OE	ETB0005
Q70L	Fuel Injection Throttle Body	3.7L	3.7	Right position, Actual OE	ETB0008
Q70L	Direct Injection High Pressure Fuel Pump	5.6L	5.6	Actual OE, EXTERNAL HIGH-PRESSURE PUMP	HPP0026
Q70L	Ignition Coil	5.6L	5.6	Rear, Boot and Springs, Actual OE	IGC0002
Q70L	Ignition Coil	3.7L	3.7	Actual OE	IGC0078
Q70L	Ignition Coil	5.6L	5.6	Front, Actual OE	IGC0078
Q70L	Mass Air Flow Sensor	3.7L	3.7	w/ OE No. 22680-7S000, No Housing, Actual OE	MAF0031
Q70L	Mass Air Flow Sensor	5.6L	5.6	Actual OE	MAF0058
Q70L	Manifold Absolute Pressure Sensor	5.6L	5.6	Manifold, To 05/2016, Actual OE	PRS0002

Vehicle	Part Type	Engine Size	Trim	Note(s)	Part Number
<b>2016 INFINITI (cont'd)</b>					
Q70L	Manifold Absolute Pressure Sensor	3.7L	3.7	w/o Sport Package, To 05/2016, Manifold, Actual OE	PRS0002
Q70L	Power Steering Pump	3.7L	3.7	w/ Pulley, RWD, 2 washers, Actual OE	PSP0011
Q70L	Power Steering Pump	3.7L	3.7	w/ Pulley, AWD, 2 washers, Actual OE	PSP0036
Q70L	Starter Motor	3.7L	3.7	Actual OE	STR0063
Q70L	Engine Variable Valve Timing (VVT) Sprocket	3.7L	3.7	Intake (Right), Actual OE	VTG0006
Q70L	Engine Variable Valve Timing (VVT) Sprocket	3.7L	3.7	Intake (Left), Actual OE	VTG0011
Q70L	Engine Variable Valve Timing (VVT) Sprocket	5.6L	5.6	Intake (Right), Actual OE	VTG0016
Q70L	Engine Variable Valve Timing (VVT) Sprocket	5.6L	5.6	Exhaust (Right), Actual OE	VTG0017
Q70L	Engine Variable Valve Timing (VVT) Sprocket	5.6L	5.6	Intake (Left), Actual OE	VTG0018
Q70L	Engine Variable Valve Timing (VVT) Sprocket	5.6L	5.6	Exhaust (Left), Actual OE	VTG0019
Q70L	Engine Variable Valve Timing (VVT) Solenoid	3.7L	3.7	Left, Actual OE	VTS0003
Q70L	Engine Variable Valve Timing (VVT) Solenoid	5.6L	5.6	Gasket, Actual OE	VTS0005
Q70L	Engine Variable Valve Timing (VVT) Solenoid	3.7L	3.7	Right, Gasket, Actual OE	VTS0005
Q70L	Engine Water Pump	5.6L	5.6	w/o Pulley; w/o Gaskets & Seals, Gasket, Actual OE	WUP0006
QX50	Automatic Transmission Speed Sensor	3.7L	Base	Actual OE	CAS0004
QX50	Fuel Injection Throttle Body	3.7L	Base	Left position, Actual OE	ETB0005
QX50	Fuel Injection Throttle Body	3.7L	Base	Right position, Actual OE	ETB0008
QX50	Ignition Coil	3.7L	Base	Actual OE	IGC0078

Vehicle	Part Type	Engine Size	Trim	Note(s)	Part Number
<b>2016 INFINITI (cont'd)</b>					
QX50	Mass Air Flow Sensor	3.7L	Base	w/ OE No. 22680-7S000, No Housing, Actual OE	MAF0031
QX50	Manifold Absolute Pressure Sensor	3.7L	Base	Manifold, Actual OE	PRS0002
QX50	Manifold Absolute Pressure Sensor	3.7L	Base	Brake Master, Actual OE	PRS0003
QX50	Power Steering Pump	3.7L	Base	w/ Pulley, 2 washers, Actual OE	PSP0011
QX50	Starter Motor	3.7L	Base	Actual OE	STR0063
QX50	Engine Variable Valve Timing (VVT) Sprocket	3.7L	Base	Intake (Right), Actual OE	VTG0006
QX50	Engine Variable Valve Timing (VVT) Sprocket	3.7L	Base	Intake (Left), Actual OE	VTG0011
QX50	Engine Variable Valve Timing (VVT) Solenoid	3.7L	Base	Left, Actual OE	VTS0003
QX50	Engine Variable Valve Timing (VVT) Solenoid	3.7L	Base	Right, Gasket, Actual OE	VTS0005
QX60	Fuel Injector	2.5L	HEV, Hybrid	Actual OE	FIJ0048
QX60	Ignition Coil	2.5L	HEV, Hybrid	ELECTRIC/GAS, Boot and Springs, Actual OE	IGC0002
QX60	Mass Air Flow Sensor	2.5L	HEV, Hybrid	Actual OE	MAF0102
QX60	Mass Air Flow Sensor	3.5L	Base, Inspiration, Perfection	To 08/2016, Actual OE	MAF0123
QX60	Mass Air Flow Sensor	3.5L	Base, Inspiration, Perfection	From 08/2016, w/ OE No. 22680-BV80B, Actual OE	MAF0133
QX60	Engine Variable Valve Timing (VVT) Sprocket	3.5L	Base, Inspiration, Perfection	Intake, Actual OE	VTG0014
QX60	Engine Variable Valve Timing (VVT) Sprocket	3.5L	Base, Inspiration, Perfection	Exhaust, Actual OE	VTG0015
QX70	Automatic Transmission Speed Sensor	3.7L	Base, Sport	Actual OE	CAS0004
QX70	Fuel Injection Throttle Body	3.7L	Base, Sport	Left position, Actual OE	ETB0005
QX70	Fuel Injection Throttle Body	3.7L	Base, Sport	Right position, Actual OE	ETB0008
QX70	Ignition Coil	3.7L	Base, Sport	Actual OE	IGC0078

Vehicle	Part Type	Engine Size	Trim	Note(s)	Part Number
<b>2016 INFINITI (cont'd)</b>					
QX70	Mass Air Flow Sensor	3.7L	Base, Seduction, Sport	w/ OE No. 22680-7S000, No Housing, Actual OE	MAF0031
QX70	Manifold Absolute Pressure Sensor	3.7L	Base, Sport	Manifold, Actual OE	PRS0002
QX70	Rack and Pinion Assembly	3.7L	Base, Sport	Contains Outer Tie Rod End and Sleeve, Actual OE	PSG0015
QX70	Power Steering Pump	3.7L	Base, Sport	w/ Pulley, 2 washers, Actual OE	PSP0024
QX70	Starter Motor	3.7L	Base, Sport	Actual OE	STR0063
QX70	Engine Variable Valve Timing (VVT) Sprocket	3.7L	Base, Sport	Intake (Right), Actual OE	VTG0006
QX70	Engine Variable Valve Timing (VVT) Sprocket	3.7L	Base, Sport	Intake (Left), Actual OE	VTG0011
QX70	Engine Variable Valve Timing (VVT) Solenoid	3.7L	Base, Sport	Left, Actual OE	VTS0003
QX70	Engine Variable Valve Timing (VVT) Solenoid	3.7L	Base, Sport	Right, Gasket, Actual OE	VTS0005
QX80	Automatic Transmission Speed Sensor	5.6L	Base, Limited	From 08/2015, Actual OE	CAS0004
QX80	Direct Injection High Pressure Fuel Pump	5.6L	Base, Limited, Perfection	Actual OE, EXTERNAL HIGH-PRESSURE PUMP	HPP0026
QX80	Ignition Coil	5.6L	Base, Limited	Front, Actual OE	IGC0082
QX80	Ignition Coil	5.6L	Base, Limited	Rear, Actual OE	IGC0083
QX80	Mass Air Flow Sensor	5.6L	Base, Limited, Perfection	w/ OE No. 22680-7S000, No Housing, Actual OE	MAF0031
QX80	Power Steering Pump	5.6L	Base, Limited	w/ Pulley; Technology Package, 2 washers, Actual OE	PSP0032
QX80	Power Steering Pump	5.6L	Perfection	w/ Pulley; w/ Technology package, 2 washers, Actual OE	PSP0032
QX80	Power Steering Pump	5.6L	Base, Limited	w/ Pulley; Except Technology Package, 2 washers, Actual OE	PSP0042

Vehicle	Part Type	Engine Size	Trim	Note(s)	Part Number
<b>2016 INFINITI (cont'd)</b>					
QX80	Power Steering Pump	5.6L	Perfection	w/ Pulley; w/o Technology package, 2 washers, Actual OE	PSP0042
QX80	Engine Variable Valve Timing (VVT) Sprocket	5.6L	Base, Limited, Perfection	Intake (Right), Actual OE	VTG0016
QX80	Engine Variable Valve Timing (VVT) Sprocket	5.6L	Base, Limited, Perfection	Exhaust (Right), Actual OE	VTG0017
QX80	Engine Variable Valve Timing (VVT) Sprocket	5.6L	Base, Limited, Perfection	Intake (Left), Actual OE	VTG0018
QX80	Engine Variable Valve Timing (VVT) Sprocket	5.6L	Base, Limited, Perfection	Exhaust (Left), Actual OE	VTG0019
QX80	Engine Variable Valve Timing (VVT) Solenoid	5.6L	Base, Limited, Perfection		VTS0016
QX80	Engine Water Pump	5.6L	Perfection	w/o Pulley, Gasket, Actual OE	WUP0006
QX80	Engine Water Pump	5.6L	Base, Limited	w/o Pulley; w/o Gaskets & Seals, Gasket, Actual OE	WUP0006
<b>2017 INFINITI</b>					
Q50	Automatic Transmission Speed Sensor	2.0L, 3.0L, 3.5L	Base, Hybrid, Hybrid Premium, Premium, Red Sport 400, Sport	Actual OE	CAS0004
Q50	Fuel Injection Throttle Body	3.5L	Hybrid, Hybrid Premium	Left position, Actual OE	ETB0005
Q50	Fuel Injection Throttle Body	3.5L	Hybrid, Hybrid Premium	Right position, Actual OE	ETB0008
Q50	Ignition Coil	3.5L	Hybrid, Hybrid Premium	Actual OE	IGC0003
Q50	Ignition Coil	3.0L	Premium, Red Sport 400, Sport	Actual OE	IGC0098
Q50	Mass Air Flow Sensor	3.5L	Hybrid, Hybrid Premium	Actual OE	MAF0102
Q50	Manifold Absolute Pressure Sensor	3.5L	Hybrid, Hybrid Premium	Manifold, Actual OE	PRS0002
Q50	Manifold Absolute Pressure Sensor	3.0L	Premium, Red Sport 400, Sport	Actual OE	PRS0005
Q50	Starter Motor	3.0L	Premium, Sport	Actual OE	STR0063
Q50	Engine Variable Valve Timing (VVT) Solenoid Housing	3.0L	Premium, Sport	Position: Right, 300 / 224, VR30DDTT, V37, Variable Timing Control Cover Assembly	VTC0001



Vehicle	Part Type	Engine Size	Trim	Note(s)	Part Number
<b>2017 INFINITI (cont'd)</b>					
Q50	Engine Variable Valve Timing (VVT) Solenoid Housing	3.0L	Red Sport 400, Sport	Position: Right, 400 / 298, VR30DDTT, V37, Variable Timing Control Cover Assembly	VTC0001
Q50	Engine Variable Valve Timing (VVT) Solenoid Housing	3.0L	Premium, Sport	Position: Left, 300 / 224, VR30DDTT, V37, Variable Timing Control Cover Assembly	VTC0002
Q50	Engine Variable Valve Timing (VVT) Solenoid Housing	3.0L	Red Sport 400, Sport	Position: Left, 400 / 298, VR30DDTT, V37, Variable Timing Control Cover Assembly	VTC0002
Q50	Engine Variable Valve Timing (VVT) Solenoid Housing	3.5L	Hybrid, Hybrid Premium	Position: Right, VQ35HR, V37, Variable Timing Control Cover	VTC0005
Q50	Engine Variable Valve Timing (VVT) Solenoid Housing	3.5L	Hybrid, Hybrid Premium	Position: Left, VQ35HR, V37, Variable Timing Control Cover	VTC0006
Q50	Engine Variable Valve Timing (VVT) Sprocket	3.5L	Hybrid, Hybrid Premium	Intake	VTG0020
Q50	Engine Variable Valve Timing (VVT) Sprocket	3.0L	Premium, Red Sport 400, Sport	Exhaust (Right)	VTG0021
Q50	Engine Variable Valve Timing (VVT) Sprocket	3.0L	Premium, Red Sport 400, Sport	Exhaust (Left)	VTG0022
Q50	Engine Variable Valve Timing (VVT) Sprocket	3.5L	Hybrid, Hybrid Premium	Exhaust	VTG0023
Q50	Engine Variable Valve Timing (VVT) Solenoid	3.0L	Premium, Red Sport 400, Sport		VTS0016
Q60	Automatic Transmission Speed Sensor	2.0L, 3.0L	400 Sport, Base, Premium, Red Sport 400, Sport	Actual OE	CAS0004
Q60	Ignition Coil	3.0L	400 Sport, Premium, Red Sport 400, Sport	Actual OE	IGC0098
Q60	Manifold Absolute Pressure Sensor	3.0L	400 Sport, Premium, Red Sport 400, Sport	Actual OE	PRS0005
Q60	Starter Motor	3.0L	400 Sport, Premium, Red Sport 400, Sport	Actual OE	STR0063

Vehicle	Part Type	Engine Size	Trim	Note(s)	Part Number
<b>2017 INFINITI (cont'd)</b>					
Q60	Engine Variable Valve Timing (VVT) Solenoid Housing	3.0L	400 Sport, Premium, Red Sport 400, Sport	Position: Right, VR30DDTT, Coupe, CV37, Variable Timing Control Cover Assembly	VTC0001
Q60	Engine Variable Valve Timing (VVT) Solenoid Housing	3.0L	400 Sport, Premium, Red Sport 400, Sport	Position: Left, VR30DDTT, Coupe, CV37, Variable Timing Control Cover Assembly	VTC0002
Q60	Engine Variable Valve Timing (VVT) Sprocket	3.0L	400 Sport, Premium, Red Sport 400, Sport	Exhaust (Right)	VTG0021
Q60	Engine Variable Valve Timing (VVT) Sprocket	3.0L	400 Sport, Premium, Red Sport 400, Sport	Exhaust (Left)	VTG0022
Q60	Engine Variable Valve Timing (VVT) Solenoid	3.0L	400 Sport, Premium, Red Sport 400, Sport		VTS0016
Q70	Automatic Transmission Speed Sensor	3.5L, 3.7L, 5.6L	3.7, 5.6, Hybrid, Perfection, Premium Select Edition, Seduction, Sport	Actual OE	CAS0004
Q70	Fuel Injection Throttle Body	3.5L, 3.7L	3.7, Hybrid, Premium Select Edition, Seduction, Sport	Left position, Actual OE	ETB0005
Q70	Fuel Injection Throttle Body	3.5L, 3.7L	3.7, Hybrid, Premium Select Edition, Seduction, Sport	Right position, Actual OE	ETB0008
Q70	Direct Injection High Pressure Fuel Pump	5.6L	5.6, Perfection	Actual OE, EXTERNAL HIGH-PRESSURE PUMP	HPP0026
Q70	Ignition Coil	5.6L	5.6, Perfection	Rear, Boot and Springs, Actual OE	IGC0002
Q70	Ignition Coil	3.5L	Hybrid	Actual OE	IGC0003
Q70	Ignition Coil	3.7L	3.7, Premium Select Edition, Seduction, Sport	Actual OE	IGC0078
Q70	Ignition Coil	5.6L	5.6, Perfection	Front, Actual OE	IGC0078
Q70	Mass Air Flow Sensor	3.7L	3.7, Premium Select Edition, Seduction, Sport	w/ OE No. 22680-7S000, No Housing, Actual OE	MAF0031
Q70	Mass Air Flow Sensor	5.6L	5.6, Perfection	Actual OE	MAF0058
Q70	Mass Air Flow Sensor	3.5L	Hybrid	Actual OE	MAF0102
Q70	Power Steering Pump	3.7L	3.7, Seduction	RWD, 2 washers, Actual OE	PSP0011
Q70	Power Steering Pump	3.7L	3.7, Premium Select Edition, Sport	AWD, 2 washers, Actual OE	PSP0036

Vehicle	Part Type	Engine Size	Trim	Note(s)	Part Number
<b>2017 INFINITI (cont'd)</b>					
Q70	Starter Motor	3.7L	3.7, Premium Select Edition, Seduction, Sport	Actual OE	STR0063
Q70	Engine Variable Valve Timing (VVT) Solenoid Housing	3.5L	Hybrid	Position: Right, ELECTRIC/GAS, VQ35HR, Variable Timing Control Cover	VTC0005
Q70	Engine Variable Valve Timing (VVT) Solenoid Housing	3.5L	Hybrid	Position: Left, ELECTRIC/GAS, VQ35HR, Variable Timing Control Cover	VTC0006
Q70	Engine Variable Valve Timing (VVT) Sprocket	3.7L	3.7, Premium Select Edition, Seduction, Sport	Intake (Right), Actual OE	VTG0006
Q70	Engine Variable Valve Timing (VVT) Sprocket	3.7L	3.7, Premium Select Edition, Seduction, Sport	Intake (Left), Actual OE	VTG0011
Q70	Engine Variable Valve Timing (VVT) Sprocket	5.6L	5.6, Perfection	Intake (Right), Actual OE	VTG0016
Q70	Engine Variable Valve Timing (VVT) Sprocket	5.6L	5.6, Perfection	Exhaust (Right), Actual OE	VTG0017
Q70	Engine Variable Valve Timing (VVT) Sprocket	5.6L	5.6, Perfection	Intake (Left), Actual OE	VTG0018
Q70	Engine Variable Valve Timing (VVT) Sprocket	5.6L	5.6, Perfection	Exhaust (Left), Actual OE	VTG0019
Q70	Engine Variable Valve Timing (VVT) Sprocket	3.5L	Hybrid	Intake	VTG0020
Q70	Engine Variable Valve Timing (VVT) Sprocket	3.5L	Hybrid	Exhaust	VTG0023
Q70	Engine Variable Valve Timing (VVT) Solenoid	3.7L	3.7, Premium Select Edition, Seduction, Sport	Left, Actual OE	VTS0003
Q70	Engine Variable Valve Timing (VVT) Solenoid	5.6L	5.6, Perfection	Gasket, Actual OE	VTS0005
Q70	Engine Variable Valve Timing (VVT) Solenoid	3.7L	3.7, Premium Select Edition, Seduction, Sport	Right, Gasket, Actual OE	VTS0005
Q70	Engine Water Pump	5.6L	5.6, Perfection	Gasket, Actual OE	WUP0006
Q70L	Automatic Transmission Speed Sensor	3.7L, 5.6L	3.7, 5.6	Actual OE	CAS0004
Q70L	Fuel Injection Throttle Body	3.7L	3.7	Left position, Actual OE	ETB0005

Vehicle	Part Type	Engine Size	Trim	Note(s)	Part Number
<b>2017 INFINITI (cont'd)</b>					
Q70L	Fuel Injection Throttle Body	3.7L	3.7	Right position, Actual OE	ETB0008
Q70L	Direct Injection High Pressure Fuel Pump	5.6L	5.6	Actual OE, EXTERNAL HIGH-PRESSURE PUMP	HPP0026
Q70L	Ignition Coil	5.6L	5.6	Rear, Boot and Springs, Actual OE	IGC0002
Q70L	Ignition Coil	3.7L	3.7	Actual OE	IGC0078
Q70L	Ignition Coil	5.6L	5.6	Front, Actual OE	IGC0078
Q70L	Mass Air Flow Sensor	3.7L	3.7	w/ OE No. 22680-7S000, No Housing, Actual OE	MAF0031
Q70L	Mass Air Flow Sensor	5.6L	5.6	Actual OE	MAF0058
Q70L	Power Steering Pump	3.7L	3.7	RWD, 2 washers, Actual OE	PSP0011
Q70L	Power Steering Pump	3.7L	3.7	AWD, 2 washers, Actual OE	PSP0036
Q70L	Starter Motor	3.7L	3.7	Actual OE	STR0063
Q70L	Engine Variable Valve Timing (VVT) Sprocket	3.7L	3.7	Intake (Right), Actual OE	VTG0006
Q70L	Engine Variable Valve Timing (VVT) Sprocket	3.7L	3.7	Intake (Left), Actual OE	VTG0011
Q70L	Engine Variable Valve Timing (VVT) Sprocket	5.6L	5.6	Intake (Right), Actual OE	VTG0016
Q70L	Engine Variable Valve Timing (VVT) Sprocket	5.6L	5.6	Exhaust (Right), Actual OE	VTG0017
Q70L	Engine Variable Valve Timing (VVT) Sprocket	5.6L	5.6	Intake (Left), Actual OE	VTG0018
Q70L	Engine Variable Valve Timing (VVT) Sprocket	5.6L	5.6	Exhaust (Left), Actual OE	VTG0019
Q70L	Engine Variable Valve Timing (VVT) Solenoid	3.7L	3.7	Left, Actual OE	VTS0003
Q70L	Engine Variable Valve Timing (VVT) Solenoid	5.6L	5.6	Gasket, Actual OE	VTS0005
Q70L	Engine Variable Valve Timing (VVT) Solenoid	3.7L	3.7	Right, Gasket, Actual OE	VTS0005
Q70L	Engine Water Pump	5.6L	5.6	Gasket, Actual OE	WUP0006

Vehicle	Part Type	Engine Size	Trim	Note(s)	Part Number
<b>2017 INFINITI (cont'd)</b>					
QX50	Automatic Transmission Speed Sensor	3.7L	Base	Actual OE	CAS0004
QX50	Fuel Injection Throttle Body	3.7L	Base	Left position, Actual OE	ETB0005
QX50	Fuel Injection Throttle Body	3.7L	Base	Right position, Actual OE	ETB0008
QX50	Ignition Coil	3.7L	Base	Actual OE	IGC0078
QX50	Mass Air Flow Sensor	3.7L	Base	w/ OE No. 22680-7S000, No Housing, Actual OE	MAF0031
QX50	Manifold Absolute Pressure Sensor	3.7L	Base	Manifold, Actual OE	PRS0002
QX50	Manifold Absolute Pressure Sensor	3.7L	Base	Brake Master, Actual OE	PRS0003
QX50	Power Steering Pump	3.7L	Base	2 washers, Actual OE	PSP0011
QX50	Starter Motor	3.7L	Base	Actual OE	STR0063
QX50	Engine Variable Valve Timing (VVT) Sprocket	3.7L	Base	Intake (Right), Actual OE	VTG0006
QX50	Engine Variable Valve Timing (VVT) Sprocket	3.7L	Base	Intake (Left), Actual OE	VTG0011
QX60	Fuel Injection Throttle Body	3.5L	Base, Inspiration, Perfection	Actual OE	ETB0039
QX60	Fuel Injector	2.5L	Hybrid	Actual OE	FIJ0048
QX60	Ignition Coil	2.5L	Hybrid	ELECTRIC/GAS, Boot and Springs, Actual OE	IGC0002
QX60	Mass Air Flow Sensor	3.5L	Base, Inspiration, Perfection	w/ OE No. 22680-BV80B, Actual OE	MAF0133
QX60	Engine Variable Valve Timing (VVT) Sprocket	3.5L	Base, Inspiration, Perfection	Exhaust, Actual OE	VTG0015
QX70	Automatic Transmission Speed Sensor	3.7L	Base, Seduction, Sport	Actual OE	CAS0004
QX70	Fuel Injection Throttle Body	3.7L	Base, Seduction, Sport	Left position, Actual OE	ETB0005
QX70	Fuel Injection Throttle Body	3.7L	Base, Seduction, Sport	Right position, Actual OE	ETB0008
QX70	Ignition Coil	3.7L	Base, Seduction, Sport	Actual OE	IGC0078
QX70	Mass Air Flow Sensor	3.7L	Base, Seduction, Sport	w/ OE No. 22680-7S000, No Housing, Actual OE	MAF0031
QX70	Manifold Absolute Pressure Sensor	3.7L	Base, Seduction, Sport	Manifold, Actual OE	PRS0002

Vehicle	Part Type	Engine Size	Trim	Note(s)	Part Number
<b>2017 INFINITI (cont'd)</b>					
QX70	Rack and Pinion Assembly	3.7L	Base, Seduction, Sport	Actual OE	PSG0015
QX70	Power Steering Pump	3.7L	Base, Seduction, Sport	2 washers, Actual OE	PSP0024
QX70	Starter Motor	3.7L	Base, Seduction, Sport	Actual OE	STR0063
QX70	Engine Variable Valve Timing (VVT) Sprocket	3.7L	Base, Seduction, Sport	Intake (Right), Actual OE	VTG0006
QX70	Engine Variable Valve Timing (VVT) Sprocket	3.7L	Base, Seduction, Sport	Intake (Left), Actual OE	VTG0011
QX80	Automatic Transmission Speed Sensor	5.6L	Base, Limited, Perfection	From 08/2015, Actual OE	CAS0004
QX80	Direct Injection High Pressure Fuel Pump	5.6L	Base, Limited, Perfection	Actual OE, EXTERNAL HIGH-PRESSURE PUMP	HPP0026
QX80	Ignition Coil	5.6L	Base, Limited, Perfection	Front, Actual OE	IGC0082
QX80	Ignition Coil	5.6L	Base, Limited, Perfection	Rear, Actual OE	IGC0083
QX80	Mass Air Flow Sensor	5.6L	Base, Limited, Perfection	w/ OE No. 22680-7S000, No Housing, Actual OE	MAF0031
QX80	Power Steering Pump	5.6L	Base, Limited, Perfection	w/ Automatic Headlamps, 2 washers, Actual OE	PSP0032
QX80	Power Steering Pump	5.6L	Base, Limited, Perfection	w/o Automatic Headlamps, 2 washers, Actual OE	PSP0042
QX80	Engine Variable Valve Timing (VVT) Sprocket	5.6L	Base, Limited, Perfection	Intake (Right), Actual OE	VTG0016
QX80	Engine Variable Valve Timing (VVT) Sprocket	5.6L	Base, Limited, Perfection	Exhaust (Right), Actual OE	VTG0017
QX80	Engine Variable Valve Timing (VVT) Sprocket	5.6L	Base, Limited, Perfection	Intake (Left), Actual OE	VTG0018
QX80	Engine Variable Valve Timing (VVT) Sprocket	5.6L	Base, Limited, Perfection	Exhaust (Left), Actual OE	VTG0019
QX80	Engine Variable Valve Timing (VVT) Solenoid	5.6L	Base, Limited, Perfection		VTS0016
QX80	Engine Water Pump	5.6L	Base, Limited, Perfection	Gasket, Actual OE	WUP0006

Vehicle	Part Type	Engine Size	Trim	Note(s)	Part Number
<b>2018 INFINITI</b>					
Q50	Automatic Transmission Speed Sensor	2.0L, 3.0L, 3.5L	400 Sport, Hybrid, Hybrid Luxe, Luxe, Premium, Pure, Red Sport 400, Sport	Actual OE	CAS0004
Q50	Fuel Injection Throttle Body	3.5L	Hybrid, Hybrid Luxe	Left position, Actual OE	ETB0005
Q50	Fuel Injection Throttle Body	3.5L	Hybrid, Hybrid Luxe	Right position, Actual OE	ETB0008
Q50	Ignition Coil	3.5L	Hybrid, Hybrid Luxe	ELECTRIC/GAS, Actual OE	IGC0003
Q50	Ignition Coil	3.0L	400 Sport, Luxe, Red Sport 400, Sport	GAS, Actual OE	IGC0098
Q50	Mass Air Flow Sensor	3.5L	Hybrid, Hybrid Luxe	Actual OE	MAF0102
Q50	Starter Motor	3.0L	400 Sport, Luxe, Red Sport 400, Sport	For vehicle w/ Sports Grade AND w/ Luxury Grade AND w/ Sports Performance Grade AND w/ Base Grade, RWD, Actual OE	STR0063
Q50	Engine Variable Valve Timing (VVT) Solenoid Housing	3.0L	Luxe, Sport	Position: Right, 300 / 224, VR30DDTT, V37, Variable Timing Control Cover Assembly	VTC0001
Q50	Engine Variable Valve Timing (VVT) Solenoid Housing	3.0L	400 Sport, Luxe, Red Sport 400	Position: Right, 400 / 298, VR30DDTT, V37, Variable Timing Control Cover Assembly	VTC0001
Q50	Engine Variable Valve Timing (VVT) Solenoid Housing	3.0L	Luxe, Sport	Position: Left, 300 / 224, VR30DDTT, V37, Variable Timing Control Cover Assembly	VTC0002
Q50	Engine Variable Valve Timing (VVT) Solenoid Housing	3.0L	400 Sport, Luxe, Red Sport 400	Position: Left, 400 / 298, VR30DDTT, V37, Variable Timing Control Cover Assembly	VTC0002
Q50	Engine Variable Valve Timing (VVT) Solenoid Housing	3.5L	Hybrid, Hybrid Luxe	Position: Right, To 07/2018, VQ35HR, V37, Variable Timing Control Cover	VTC0005
Q50	Engine Variable Valve Timing (VVT) Solenoid Housing	3.5L	Hybrid, Hybrid Luxe	Position: Left, To 07/2018, VQ35HR, V37, Variable Timing Control Cover	VTC0006

Vehicle	Part Type	Engine Size	Trim	Note(s)	Part Number
<b>2018 INFINITI (cont'd)</b>					
Q50	Engine Variable Valve Timing (VVT) Sprocket	3.5L	Hybrid, Hybrid Luxe	Intake	VTG0020
Q50	Engine Variable Valve Timing (VVT) Sprocket	3.0L	400 Sport, Luxe, Red Sport 400, Sport	Exhaust (Right)	VTG0021
Q50	Engine Variable Valve Timing (VVT) Sprocket	3.0L	400 Sport, Luxe, Red Sport 400, Sport	Exhaust (Left)	VTG0022
Q50	Engine Variable Valve Timing (VVT) Sprocket	3.5L	Hybrid, Hybrid Luxe	Exhaust	VTG0023
Q50	Engine Variable Valve Timing (VVT) Solenoid	3.0L	400 Sport, Luxe, Red Sport 400, Sport		VTS0016
Q60	Automatic Transmission Speed Sensor	2.0L, 3.0L	400 Sport, Luxe, Pure, Red Sport 400, Sport	Actual OE	CAS0004
Q60	Ignition Coil	3.0L	400 Sport, Luxe, Red Sport 400, Sport	GAS, Coupe, Actual OE	IGC0098
Q60	Starter Motor	3.0L	400 Sport, Luxe, Red Sport 400, Sport	For vehicle w/ Base Grade AND w/ Premium Grade AND w/ Sports Grade, RWD, Actual OE	STR0063
Q60	Engine Variable Valve Timing (VVT) Solenoid Housing	3.0L	400 Sport, Luxe, Red Sport 400, Sport	Position: Right, VR30DDTT, Coupe, CV37, Variable Timing Control Cover Assembly	VTC0001
Q60	Engine Variable Valve Timing (VVT) Solenoid Housing	3.0L	400 Sport, Luxe, Red Sport 400, Sport	Position: Left, VR30DDTT, Coupe, CV37, Variable Timing Control Cover Assembly	VTC0002
Q60	Engine Variable Valve Timing (VVT) Sprocket	3.0L	400 Sport, Luxe, Red Sport 400, Sport	Exhaust (Right)	VTG0021
Q60	Engine Variable Valve Timing (VVT) Sprocket	3.0L	400 Sport, Luxe, Red Sport 400, Sport	Exhaust (Left)	VTG0022
Q60	Engine Variable Valve Timing (VVT) Solenoid	3.0L	400 Sport, Luxe, Red Sport 400, Sport		VTS0016
Q70	Automatic Transmission Speed Sensor	3.5L, 3.7L, 5.6L	3.7 Luxe, 5.6 Luxe, Hybrid, Perfection, Premium, Premium Select Edition, Seduction, Sport	Actual OE	CAS0004



Vehicle	Part Type	Engine Size	Trim	Note(s)	Part Number
<b>2018 INFINITI (cont'd)</b>					
Q70	Fuel Injection Throttle Body	3.5L, 3.7L	3.7 Luxe, Hybrid, Premium, Premium Select Edition, Seduction, Sport	Left position, Actual OE	ETB0005
Q70	Fuel Injection Throttle Body	3.5L, 3.7L	3.7 Luxe, Hybrid, Premium, Premium Select Edition, Seduction, Sport	Right position, Actual OE	ETB0008
Q70	Direct Injection High Pressure Fuel Pump	5.6L	5.6 Luxe, Perfection	Actual OE, EXTERNAL HIGH-PRESSURE PUMP	HPP0026
Q70	Ignition Coil	5.6L	5.6 Luxe, Perfection	Rear, GAS, Boot and Springs, Actual OE	IGC0002
Q70	Ignition Coil	3.5L	Hybrid	ELECTRIC/GAS, Actual OE	IGC0003
Q70	Ignition Coil	5.6L	5.6 Luxe, Perfection	Front, GAS, Actual OE	IGC0078
Q70	Ignition Coil	3.7L	3.7 Luxe, Premium, Premium Select Edition, Seduction, Sport	GAS, Actual OE	IGC0078
Q70	Mass Air Flow Sensor	3.7L	3.7 Luxe, Premium, Premium Select Edition, Seduction, Sport	w/ OE No. 22680-7S000, No Housing, Actual OE	MAF0031
Q70	Mass Air Flow Sensor	5.6L	5.6 Luxe, Perfection	Actual OE	MAF0058
Q70	Mass Air Flow Sensor	3.5L	Hybrid	Actual OE	MAF0102
Q70	Power Steering Pump	3.7L	3.7 Luxe, Seduction	RWD, Power, 2 washers, Actual OE	PSP0011
Q70	Power Steering Pump	3.7L	3.7 Luxe, Premium, Premium Select Edition, Sport	AWD, Power, 2 washers, Actual OE	PSP0036
Q70	Starter Motor	3.7L	3.7 Luxe, Premium, Premium Select Edition, Seduction, Sport	Actual OE	STR0063
Q70	Engine Variable Valve Timing (VVT) Solenoid Housing	3.5L	Hybrid	Position: Right, ELECTRIC/GAS, VQ35HR, Variable Timing Control Cover	VTC0005
Q70	Engine Variable Valve Timing (VVT) Solenoid Housing	3.5L	Hybrid	Position: Left, ELECTRIC/GAS, VQ35HR, Variable Timing Control Cover	VTC0006
Q70	Engine Variable Valve Timing (VVT) Sprocket	3.7L	3.7 Luxe, Premium, Premium Select Edition, Seduction, Sport	Intake, Actual OE	VTG0006
Q70	Engine Variable Valve Timing (VVT) Sprocket	3.7L	3.7 Luxe, Premium, Premium Select Edition, Seduction, Sport	Intake (Right), Actual OE	VTG0006

Vehicle	Part Type	Engine Size	Trim	Note(s)	Part Number
<b>2018 INFINITI (cont'd)</b>					
Q70	Engine Variable Valve Timing (VVT) Sprocket	3.7L	3.7 Luxe, Premium, Premium Select Edition, Seduction, Sport	Intake (Left), Actual OE	VTG0011
Q70	Engine Variable Valve Timing (VVT) Sprocket	5.6L	5.6 Luxe, Perfection	Intake (Right), Actual OE	VTG0016
Q70	Engine Variable Valve Timing (VVT) Sprocket	5.6L	5.6 Luxe, Perfection	Exhaust (Right), Actual OE	VTG0017
Q70	Engine Variable Valve Timing (VVT) Sprocket	5.6L	5.6 Luxe, Perfection	Intake (Left), Actual OE	VTG0018
Q70	Engine Variable Valve Timing (VVT) Sprocket	5.6L	5.6 Luxe, Perfection	Exhaust (Left), Actual OE	VTG0019
Q70	Engine Variable Valve Timing (VVT) Sprocket	3.5L	Hybrid	Intake	VTG0020
Q70	Engine Variable Valve Timing (VVT) Sprocket	3.5L	Hybrid	Exhaust	VTG0023
Q70	Engine Water Pump	5.6L	5.6 Luxe, Perfection	w/o Pulley, Gasket, Actual OE	WUP0006
Q70L	Automatic Transmission Speed Sensor	3.7L, 5.6L	3.7, 5.6	Actual OE	CAS0004
Q70L	Fuel Injection Throttle Body	3.7L	3.7, 3.7 Luxe	Left position, Actual OE	ETB0005
Q70L	Fuel Injection Throttle Body	3.7L	3.7, 3.7 Luxe	Right position, Actual OE	ETB0008
Q70L	Direct Injection High Pressure Fuel Pump	5.6L	5.6	Actual OE, EXTERNAL HIGH-PRESSURE PUMP	HPP0026
Q70L	Direct Injection High Pressure Fuel Pump	5.6L	5.6 Luxe	DI, Actual OE, EXTERNAL HIGH-PRESSURE PUMP	HPP0026
Q70L	Ignition Coil	5.6L	5.6, 5.6 Luxe	Rear, GAS, Boot and Springs, Actual OE	IGC0002
Q70L	Ignition Coil	5.6L	5.6, 5.6 Luxe	Front, GAS, Actual OE	IGC0078
Q70L	Ignition Coil	3.7L	3.7, 3.7 Luxe	GAS, Actual OE	IGC0078
Q70L	Mass Air Flow Sensor	3.7L	3.7, 3.7 Luxe	w/ OE No. 22680-7S000, No Housing, Actual OE	MAF0031
Q70L	Mass Air Flow Sensor	5.6L	5.6, 5.6 Luxe	Actual OE	MAF0058

Vehicle	Part Type	Engine Size	Trim	Note(s)	Part Number
<b>2018 INFINITI (cont'd)</b>					
Q70L	Power Steering Pump	3.7L	3.7 Luxe	RWD, Power, 2 washers, Actual OE	PSP0011
Q70L	Power Steering Pump	3.7L	3.7, 3.7 Luxe	AWD, Power, 2 washers, Actual OE	PSP0036
Q70L	Starter Motor	3.7L	3.7, 3.7 Luxe	Actual OE	STR0063
Q70L	Engine Variable Valve Timing (VVT) Sprocket	3.7L	3.7, 3.7 Luxe	Intake, Actual OE	VTG0006
Q70L	Engine Variable Valve Timing (VVT) Sprocket	3.7L	3.7, 3.7 Luxe	Intake (Right), Actual OE	VTG0006
Q70L	Engine Variable Valve Timing (VVT) Sprocket	3.7L	3.7, 3.7 Luxe	Intake (Left), Actual OE	VTG0011
Q70L	Engine Variable Valve Timing (VVT) Sprocket	5.6L	5.6, 5.6 Luxe	Intake (Right), Actual OE	VTG0016
Q70L	Engine Variable Valve Timing (VVT) Sprocket	5.6L	5.6, 5.6 Luxe	Exhaust (Right), Actual OE	VTG0017
Q70L	Engine Variable Valve Timing (VVT) Sprocket	5.6L	5.6, 5.6 Luxe	Intake (Left), Actual OE	VTG0018
Q70L	Engine Variable Valve Timing (VVT) Sprocket	5.6L	5.6, 5.6 Luxe	Exhaust (Left), Actual OE	VTG0019
Q70L	Engine Water Pump	5.6L	5.6, 5.6 Luxe	w/o Pulley, Gasket, Actual OE	WUP0006
QX60	Fuel Injection Throttle Body	3.5L	Base, Luxury, Perfection Plus	Actual OE	ETB0039
QX60	Mass Air Flow Sensor	3.5L	Base, Luxury, Perfection Plus	w/ OE No. 22680-BV80B, Actual OE	MAF0133
QX60	Engine Variable Valve Timing (VVT) Sprocket	3.5L	Base, Luxury, Perfection Plus	Exhaust, Actual OE	VTG0015
QX80	Automatic Transmission Speed Sensor	5.6L	Base, Perfection	Actual OE	CAS0004
QX80	Direct Injection High Pressure Fuel Pump	5.6L	Base, Perfection	Actual OE, EXTERNAL HIGH-PRESSURE PUMP	HPP0026
QX80	Ignition Coil	5.6L	Base, Perfection	Front, GAS, Actual OE	IGC0082
QX80	Ignition Coil	5.6L	Base, Perfection	Rear, GAS, Actual OE	IGC0083
QX80	Mass Air Flow Sensor	5.6L	Base, Perfection	w/ OE No. 22680-7S000, No Housing, Actual OE	MAF0031

Vehicle	Part Type	Engine Size	Trim	Note(s)	Part Number
<b>2018 INFINITI (cont'd)</b>					
QX80	Power Steering Pump	5.6L	Base, Perfection	For vehicle w/ Premium Grade, Power, 2 washers, Actual OE	PSP0032
QX80	Power Steering Pump	5.6L	Base, Perfection	For vehicle w/ Le/High Grade, Power, 2 washers, Actual OE	PSP0042
QX80	Engine Variable Valve Timing (VVT) Sprocket	5.6L	Base, Perfection	Intake (Right), Actual OE	VTG0016
QX80	Engine Variable Valve Timing (VVT) Sprocket	5.6L	Base, Perfection	Exhaust (Right), Actual OE	VTG0017
QX80	Engine Variable Valve Timing (VVT) Sprocket	5.6L	Base, Perfection	Intake (Left), Actual OE	VTG0018
QX80	Engine Variable Valve Timing (VVT) Sprocket	5.6L	Base, Perfection	Exhaust (Left), Actual OE	VTG0019
QX80	Engine Variable Valve Timing (VVT) Solenoid	5.6L	Base, Perfection		VTS0016
QX80	Engine Water Pump	5.6L	Base, Perfection	w/o Pulley, Gasket, Actual OE	WUP0006
<b>2019 INFINITI</b>					
Q50	Starter Motor	3.0L	Luxe, Red Sport 400, Sport	USA, RWD, Actual OE	STR0063
Q50	Engine Variable Valve Timing (VVT) Solenoid Housing	3.0L	Luxe, Signature Edition, Sport, Sport Plus	Position: Right, 300 / 224, VR30DDTT, V37, Variable Timing Control Cover Assembly	VTC0001
Q50	Engine Variable Valve Timing (VVT) Solenoid Housing	3.0L	400 Sport, Red Sport 400	Position: Right, 400 / 298, VR30DDTT, V37, Variable Timing Control Cover Assembly	VTC0001
Q50	Engine Variable Valve Timing (VVT) Solenoid Housing	3.0L	Luxe, Signature Edition, Sport, Sport Plus	Position: Left, 300 / 224, VR30DDTT, V37, Variable Timing Control Cover Assembly	VTC0002
Q50	Engine Variable Valve Timing (VVT) Solenoid Housing	3.0L	400 Sport, Red Sport 400	Position: Left, 400 / 298, VR30DDTT, V37, Variable Timing Control Cover Assembly	VTC0002
Q50	Engine Variable Valve Timing (VVT) Sprocket	3.0L	Luxe, Red Sport 400, Signature Edition, Sport	Exhaust (Right), CAN, V37	VTG0021

Vehicle	Part Type	Engine Size	Trim	Note(s)	Part Number
<b>2019 INFINITI (cont'd)</b>					
Q50	Engine Variable Valve Timing (VVT) Sprocket	3.0L	Luxe, Red Sport 400, Sport	Exhaust (Right), USA, V37	VTG0021
Q50	Engine Variable Valve Timing (VVT) Sprocket	3.0L	Luxe, Red Sport 400, Signature Edition, Sport	Exhaust (Left), CAN, V37	VTG0022
Q50	Engine Variable Valve Timing (VVT) Sprocket	3.0L	Luxe, Red Sport 400, Sport	Exhaust (Left), USA, V37	VTG0022
Q50	Engine Variable Valve Timing (VVT) Solenoid	3.0L	Luxe, Red Sport 400, Signature Edition, Sport	CAN, V37	VTS0016
Q50	Engine Variable Valve Timing (VVT) Solenoid	3.0L	Luxe, Red Sport 400, Sport	USA, V37	VTS0016
Q60	Starter Motor	3.0L	Luxe, Pure, Red Sport 400	USA, RWD, Coupe, Actual OE	STR0063
Q60	Engine Variable Valve Timing (VVT) Solenoid Housing	3.0L	Luxe, Pure, Red Sport 400, Red Sport I-Line, Sport	Position: Right, VR30DDTT, Coupe, CV37, Variable Timing Control Cover Assembly	VTC0001
Q60	Engine Variable Valve Timing (VVT) Solenoid Housing	3.0L	Luxe, Pure, Red Sport 400, Red Sport I-Line, Sport	Position: Left, VR30DDTT, Coupe, CV37, Variable Timing Control Cover Assembly	VTC0002
Q60	Engine Variable Valve Timing (VVT) Sprocket	3.0L	Luxe, Sport	Exhaust (Right), CAN, Coupe, CV37	VTG0021
Q60	Engine Variable Valve Timing (VVT) Sprocket	3.0L	Luxe, Pure, Red Sport 400	Exhaust (Right), USA, Coupe, CV37	VTG0021
Q60	Engine Variable Valve Timing (VVT) Sprocket	3.0L	Luxe, Sport	Exhaust (Left), CAN, Coupe, CV37	VTG0022
Q60	Engine Variable Valve Timing (VVT) Sprocket	3.0L	Luxe, Pure, Red Sport 400	Exhaust (Left), USA, Coupe, CV37	VTG0022
Q60	Engine Variable Valve Timing (VVT) Solenoid	3.0L	Luxe, Red Sport I-Line, Sport	CAN, Coupe, CV37	VTS0016
Q60	Engine Variable Valve Timing (VVT) Solenoid	3.0L	Luxe, Pure, Red Sport 400	USA, Coupe, CV37	VTS0016
Q70	Direct Injection High Pressure Fuel Pump	5.6L	5.6 Luxe	To 10/2018, USA, GAS, Actual OE, EXTERNAL HIGH-PRESSURE PUMP	HPP0026

Vehicle	Part Type	Engine Size	Trim	Note(s)	Part Number
<b>2019 INFINITI (cont'd)</b>					
Q70	Ignition Coil	5.6L	5.6 Luxe	Rear, USA, GAS, VK56VD, Boot and Springs, Actual OE	IGC0002
Q70	Ignition Coil	3.7L	Luxe, Sport	CAN, GAS, VQ37VHR, Actual OE	IGC0078
Q70	Ignition Coil	5.6L	5.6 Luxe	Front, USA, GAS, VK56VD, Actual OE	IGC0078
Q70	Ignition Coil	3.7L	Luxe	USA, GAS, VQ37VHR, Actual OE	IGC0078
Q70	Mass Air Flow Sensor	3.7L	Luxe, Seduction, Sport	w/ OE No. 22680-7S000, No Housing, Actual OE	MAF0031
Q70	Starter Motor	3.7L	Luxe, Sport	CAN, GAS, Actual OE	STR0063
Q70	Starter Motor	3.7L	Luxe	USA, GAS, Actual OE	STR0063
Q70	Engine Variable Valve Timing (VVT) Solenoid Housing	3.7L		GAS, VQ37VHR, Variable Timing Control Cover	VTC0005
Q70	Engine Variable Valve Timing (VVT) Solenoid Housing	3.7L		GAS, VQ37VHR, Variable Timing Control Cover	VTC0006
Q70	Engine Variable Valve Timing (VVT) Sprocket	3.7L	Luxe, Sport	Intake (Right), CAN, GAS, Actual OE	VTG0006
Q70	Engine Variable Valve Timing (VVT) Sprocket	3.7L	Luxe	Intake (Right), USA, GAS, Actual OE	VTG0006
Q70	Engine Variable Valve Timing (VVT) Sprocket	3.7L	Luxe, Sport	Intake (Left), CAN, GAS, Actual OE	VTG0011
Q70	Engine Variable Valve Timing (VVT) Sprocket	3.7L	Luxe	Intake (Left), USA, GAS, Actual OE	VTG0011
Q70	Engine Variable Valve Timing (VVT) Sprocket	5.6L	5.6 Luxe	Intake (Right), USA, GAS, Actual OE	VTG0016
Q70	Engine Variable Valve Timing (VVT) Sprocket	5.6L	5.6 Luxe	Exhaust (Right), USA, GAS, Actual OE	VTG0017
Q70	Engine Variable Valve Timing (VVT) Sprocket	5.6L	5.6 Luxe	Intake (Left), USA, GAS, Actual OE	VTG0018
Q70	Engine Variable Valve Timing (VVT) Sprocket	5.6L	5.6 Luxe	Exhaust (Left), USA, GAS, Actual OE	VTG0019

Vehicle	Part Type	Engine Size	Trim	Note(s)	Part Number
<b>2019 INFINITI (cont'd)</b>					
Q70	Engine Water Pump	5.6L	5.6 Luxe	W/ Pulley, USA, Gasket, Actual OE	WUP0006
Q70L	Direct Injection High Pressure Fuel Pump	5.6L	Luxe	To 10/2018, CAN, GAS, Actual OE, EXTERNAL HIGH-PRESSURE PUMP	HPP0026
Q70L	Direct Injection High Pressure Fuel Pump	5.6L	5.6 Luxe	To 10/2018, USA, GAS, Actual OE, EXTERNAL HIGH-PRESSURE PUMP	HPP0026
Q70L	Ignition Coil	5.6L	Luxe	Rear, CAN, GAS, VK56VD, Boot and Springs, Actual OE	IGC0002
Q70L	Ignition Coil	5.6L	5.6 Luxe	Rear, USA, GAS, VK56VD, Boot and Springs, Actual OE	IGC0002
Q70L	Ignition Coil	3.7L	Luxe	CAN, GAS, VQ37VHR, Actual OE	IGC0078
Q70L	Ignition Coil	5.6L	Luxe	Front, CAN, GAS, VK56VD, Actual OE	IGC0078
Q70L	Ignition Coil	5.6L	5.6 Luxe	Front, USA, GAS, VK56VD, Actual OE	IGC0078
Q70L	Ignition Coil	3.7L	3.7 Luxe	USA, GAS, VQ37VHR, Actual OE	IGC0078
Q70L	Mass Air Flow Sensor	3.7L	3.7 Luxe, Luxe	w/ OE No. 22680-7S000, No Housing, Actual OE	MAF0031
Q70L	Starter Motor	3.7L	Luxe	CAN, GAS, Actual OE	STR0063
Q70L	Starter Motor	3.7L	3.7 Luxe	USA, GAS, Actual OE	STR0063
Q70L	Engine Variable Valve Timing (VVT) Sprocket	3.7L	Luxe	Intake (Right), CAN, GAS, Actual OE	VTG0006
Q70L	Engine Variable Valve Timing (VVT) Sprocket	3.7L	3.7 Luxe	Intake (Right), USA, GAS, Actual OE	VTG0006
Q70L	Engine Variable Valve Timing (VVT) Sprocket	3.7L	Luxe	Intake (Left), CAN, GAS, Actual OE	VTG0011
Q70L	Engine Variable Valve Timing (VVT) Sprocket	3.7L	3.7 Luxe	Intake (Left), USA, GAS, Actual OE	VTG0011
Q70L	Engine Variable Valve Timing (VVT) Sprocket	5.6L	Luxe	Intake (Right), CAN, GAS, Actual OE	VTG0016

Vehicle	Part Type	Engine Size	Trim	Note(s)	Part Number
<b>2019 INFINITI (cont'd)</b>					
Q70L	Engine Variable Valve Timing (VVT) Sprocket	5.6L	5.6 Luxe	Intake (Right), USA, GAS, Actual OE	VTG0016
Q70L	Engine Variable Valve Timing (VVT) Sprocket	5.6L	Luxe	Exhaust (Right), CAN, GAS, Actual OE	VTG0017
Q70L	Engine Variable Valve Timing (VVT) Sprocket	5.6L	5.6 Luxe	Exhaust (Right), USA, GAS, Actual OE	VTG0017
Q70L	Engine Variable Valve Timing (VVT) Sprocket	5.6L	Luxe	Intake (Left), CAN, GAS, Actual OE	VTG0018
Q70L	Engine Variable Valve Timing (VVT) Sprocket	5.6L	5.6 Luxe	Intake (Left), USA, GAS, Actual OE	VTG0018
Q70L	Engine Variable Valve Timing (VVT) Sprocket	5.6L	Luxe	Exhaust (Left), CAN, GAS, Actual OE	VTG0019
Q70L	Engine Variable Valve Timing (VVT) Sprocket	5.6L	5.6 Luxe	Exhaust (Left), USA, GAS, Actual OE	VTG0019
Q70L	Engine Water Pump	5.6L	Luxe	W/ Pulley, CAN, Gasket, Actual OE	WUP0006
Q70L	Engine Water Pump	5.6L	5.6 Luxe	W/ Pulley, USA, Gasket, Actual OE	WUP0006
QX50	Ignition Coil	2.0L	Autograph, Essential, Luxe, ProACTIVE, Pure, Sensory	Turbocharged, Actual OE	IGC0099
QX50	Engine Variable Valve Timing (VVT) Solenoid	2.0L	Autograph, Essential, Luxe, ProACTIVE, Sensory	CAN, J55	VTS0016
QX50	Engine Variable Valve Timing (VVT) Solenoid	2.0L	Essential, Luxe, Pure	USA, J55	VTS0016
QX60	Mass Air Flow Sensor	3.5L	Luxe, Pure, Sensory	w/ OE No. 22680-BV80B, Actual OE	MAF0133
QX60	Engine Variable Valve Timing (VVT) Sprocket	3.5L	Pure	Exhaust, CAN, Actual OE	VTG0015
QX60	Engine Variable Valve Timing (VVT) Sprocket	3.5L	Luxe, Pure	Exhaust, USA, Actual OE	VTG0015
QX80	Mass Air Flow Sensor	5.6L	Limited, Luxe, Perfection	USA Built, w/ OE No. 22680-7S000, 22680-7S00A, No Housing, Actual OE	MAF0031
QX80	Mass Air Flow Sensor	5.6L	Limited, Luxe	Great Britain Built, w/ OE No. 22680-7S00B	MAF5086



Vehicle	Part Type	Engine Size	Trim	Note(s)	Part Number
<b>2019 INFINITI (cont'd)</b>					
QX80	Engine Variable Valve Timing (VVT) Sprocket	5.6L	Limited, Luxe	Intake (Right), CAN, Actual OE	VTG0016
QX80	Engine Variable Valve Timing (VVT) Sprocket	5.6L	Limited, Luxe	Intake (Right), USA, Actual OE	VTG0016
QX80	Engine Variable Valve Timing (VVT) Sprocket	5.6L	Limited, Luxe	Exhaust (Right), CAN, Actual OE	VTG0017
QX80	Engine Variable Valve Timing (VVT) Sprocket	5.6L	Limited, Luxe	Exhaust (Right), USA, Actual OE	VTG0017
QX80	Engine Variable Valve Timing (VVT) Sprocket	5.6L	Limited, Luxe	Intake (Left), CAN, Actual OE	VTG0018
QX80	Engine Variable Valve Timing (VVT) Sprocket	5.6L	Limited, Luxe	Intake (Left), USA, Actual OE	VTG0018
QX80	Engine Variable Valve Timing (VVT) Sprocket	5.6L	Limited, Luxe	Exhaust (Left), CAN, Actual OE	VTG0019
QX80	Engine Variable Valve Timing (VVT) Sprocket	5.6L	Limited, Luxe	Exhaust (Left), USA, Actual OE	VTG0019
QX80	Engine Variable Valve Timing (VVT) Solenoid	5.6L	Limited, Luxe	CAN, Z62	VTS0016
QX80	Engine Variable Valve Timing (VVT) Solenoid	5.6L	Limited, Luxe	USA, Z62	VTS0016
QX80	Engine Water Pump	5.6L	Limited, Luxe	W/O Pulley, CAN, Gasket, Actual OE	WUP0006
QX80	Engine Water Pump	5.6L	Limited, Luxe	W/O Pulley, USA, Gasket, Actual OE	WUP0006
<b>2020 INFINITI</b>					
Q50	Engine Variable Valve Timing (VVT) Solenoid	3.0L	400 Sport, Edition 30, Luxe, Pure, Red Sport 400, Signature Edition, Sport, Sport Plus	w/ OE No. 23796-3RC0A	VTS0016
Q60	Engine Variable Valve Timing (VVT) Solenoid	3.0L	400 Sport, Luxe, Pure, Red Sport 400, Red Sport I-Line, Red Sport I-Line ProACTIVE, Red Sport ProACTIVE, Sport, Sport ProACTIVE	w/ OE No. 23796-3RC0A	VTS0016
QX50	Engine Variable Valve Timing (VVT) Solenoid	2.0L	Autograph, Essential, Luxe, ProASSIST, Pure, Sensory	w/ OE No. 23796-3RC0A	VTS0016
QX80	Engine Variable Valve Timing (VVT) Solenoid	5.6L	Limited, Luxe, ProACTIVE, Sensory	w/ OE No. 23796-3RC0A	VTS0016

Vehicle	Part Type	Engine Size	Trim	Note(s)	Part Number
<b>2021 INFINITI</b>					
Q50	Engine Variable Valve Timing (VVT) Solenoid	3.0L	Essential Tech, Luxe, Pure, Red Sport 400, Red Sport I-Line, Red Sport I-Line ProACTIVE, Sensory, Signature Edition, Sport Plus, Sport Tech	w/ OE No. 23796-3RC0A	VTS0016
Q60	Engine Variable Valve Timing (VVT) Solenoid	3.0L	400 Sport, Luxe, Pure, Red Sport 400, Red Sport I-Line, Red Sport I-Line ProACTIVE	w/ OE No. 23796-3RC0A	VTS0016
QX80	Engine Variable Valve Timing (VVT) Solenoid	5.6L	Luxe, Premium Select, ProACTIVE, Sensory	w/ OE No. 23796-3RC0A	VTS0016
<b>1984 BMW</b>					
325e	Voltage Regulator	2.7L	Base		ALR0340
<b>1985 BMW</b>					
325e	Voltage Regulator	2.7L	Base		ALR0340
535i	Voltage Regulator	3.5L	Base		ALR0340
635CSi	Voltage Regulator	3.5L	Base		ALR0340
735i	Voltage Regulator	3.5L	Base		ALR0340
<b>1986 BMW</b>					
325	Voltage Regulator	2.7L	Base		ALR0340
325e	Voltage Regulator	2.7L	Base		ALR0340
325es	Voltage Regulator	2.7L	Base		ALR0340
535i	Voltage Regulator	3.5L	Base		ALR0340
635CSi	Voltage Regulator	3.5L	Base		ALR0340
735i	Voltage Regulator	3.5L	Base		ALR0340
L7	Voltage Regulator	3.5L	Base		ALR0340
<b>1987 BMW</b>					
325	Voltage Regulator	2.7L	Base		ALR0340
325e	Voltage Regulator	2.7L	Base		ALR0340
325es	Voltage Regulator	2.7L	Base		ALR0340
325i	Voltage Regulator	2.5L	Base		ALR0340
325is	Voltage Regulator	2.5L	Base		ALR0340
535i	Voltage Regulator	3.5L	Base		ALR0340
<b>1988 BMW</b>					
325	Voltage Regulator	2.7L	Base		ALR0340
325i	Voltage Regulator	2.5L	Base		ALR0340
325is	Voltage Regulator	2.5L	Base		ALR0340
325iX	Voltage Regulator	2.5L	Base		ALR0340
M3	Ignition Coil	2.3L	Base		IGC8019
<b>1989 BMW</b>					
325i	Voltage Regulator	2.5L	Base		ALR0340

Vehicle	Part Type	Engine Size	Trim	Note(s)	Part Number
<b>1989 BMW (cont'd)</b>					
325is	Voltage Regulator	2.5L	Base		ALR0340
325iX	Voltage Regulator	2.5L	Base		ALR0340
M3	Ignition Coil	2.3L	Base		IGC8019
<b>1990 BMW</b>					
325i	Voltage Regulator	2.5L	Base		ALR0340
325is	Voltage Regulator	2.5L	Base		ALR0340
325iX	Voltage Regulator	2.5L	Base		ALR0340
M3	Ignition Coil	2.3L	Base		IGC8019
<b>1991 BMW</b>					
318is	Voltage Regulator	1.8L	Base		ALR0696
325i	Voltage Regulator	2.5L	Base		ALR0340
325is	Voltage Regulator	2.5L	Base		ALR0340
325iX	Voltage Regulator	2.5L	Base		ALR0340
525i	Voltage Regulator	2.5L	Base		ALR0696
M3	Ignition Coil	2.3L	Base		IGC8019
<b>1992 BMW</b>					
320i	Voltage Regulator	2.0L	Base		ALR0696
325i	Voltage Regulator	2.5L	Base	Valeo Paris Rhone Design, GAS, M20	ALR0340
325i	Voltage Regulator	2.5L	Base	Valeo Paris Rhone Design, GAS, M50	ALR0340
325i	Voltage Regulator	2.5L	Base	Valeo Motorola Design, GAS, M20	ALR0696
325i	Voltage Regulator	2.5L	Base	Valeo Motorola Design, GAS, M50	ALR0696
325is	Voltage Regulator	2.5L	Base		ALR0696
525i	Voltage Regulator	2.5L	Base		ALR0696
<b>1993 BMW</b>					
320i	Voltage Regulator	2.0L	Base		ALR0696
325i	Voltage Regulator	2.5L	Base	Valeo Paris Rhone Design, GAS, M20	ALR0340
325i	Voltage Regulator	2.5L	Base	Valeo Paris Rhone Design, GAS, M50TU	ALR0340
325i	Voltage Regulator	2.5L	Base	Valeo Motorola Design, GAS, M20	ALR0696
325i	Voltage Regulator	2.5L	Base	Valeo Motorola Design, GAS, M50TU	ALR0696
325is	Voltage Regulator	2.5L	Base		ALR0696
525i	Voltage Regulator	2.5L	Base		ALR0696
525iT	Voltage Regulator	2.5L	Base		ALR0696

Vehicle	Part Type	Engine Size	Trim	Note(s)	Part Number
<b>1994 BMW</b>					
320i	Voltage Regulator	2.0L	Base		ALR0696
325i	Voltage Regulator	2.5L	Base		ALR0696
525i	Voltage Regulator	2.5L	Base		ALR0696
530i	Voltage Regulator	3.0L	Base		ALR0696
540i	Voltage Regulator	4.0L	Base		ALR0696
<b>1995 BMW</b>					
318i	ABS Wheel Speed Sensor	1.8L	Base	W/ Harness, Front, SPECIAL ORDER ONLY	ABS1509HU-D
318i	ABS Wheel Speed Sensor	1.8L	Base	Rear, SPECIAL ORDER ONLY	ABS1510HU-D
318i	Voltage Regulator	1.8L	Base		ALR0552
318i	Fuel Pump Module Assembly	1.8L	Base	EKP-VDO, From 02/1995	FUP3335-HU
318i	HVAC Blower Motor Resistor	1.8L	Base		HVC2531
318i	Ignition Coil	1.8L	Base		IGC4062-D
318is	ABS Wheel Speed Sensor	1.8L	Base	W/ Harness, Front, SPECIAL ORDER ONLY	ABS1509HU-D
318is	ABS Wheel Speed Sensor	1.8L	Base	Rear, SPECIAL ORDER ONLY	ABS1510HU-D
318is	Voltage Regulator	1.8L	Base		ALR0552
318is	Fuel Pump Module Assembly	1.8L	Base	EKP-VDO, From 02/1995	FUP3335-HU
318is	HVAC Blower Motor Resistor	1.8L	Base		HVC2531
318is	Ignition Coil	1.8L	Base		IGC4062-D
318ti	ABS Wheel Speed Sensor	1.8L	Base	W/ Harness, Front, SPECIAL ORDER ONLY	ABS1509HU-D
318ti	Voltage Regulator	1.8L	Base		ALR0552
318ti	Ignition Coil	1.8L	Base		IGC4062-D
320i	ABS Wheel Speed Sensor	2.0L	Base	W/ Harness, Front, SPECIAL ORDER ONLY	ABS1509HU-D
320i	ABS Wheel Speed Sensor	2.0L	Base	Rear, SPECIAL ORDER ONLY	ABS1510HU-D
320i	Voltage Regulator	2.0L	Base	Bosch Design, GAS, M50B20	ALR0552
320i	Voltage Regulator	2.0L	Base	Valeo Motorola Design, GAS, M50B20	ALR0696
320i	Fuel Pump Module Assembly	2.0L	Base	EKP-VDO, From 02/1995	FUP3335-HU
320i	HVAC Blower Motor Resistor	2.0L	Base		HVC2531
320i	Ignition Coil	2.0L	Base		IGC3811-D

Vehicle	Part Type	Engine Size	Trim	Note(s)	Part Number
<b>1995 BMW (cont'd)</b>					
325i	ABS Wheel Speed Sensor	2.5L	Base	W/ Harness, Front, SPECIAL ORDER ONLY	ABS1509HU-D
325i	ABS Wheel Speed Sensor	2.5L	Base	Rear, SPECIAL ORDER ONLY	ABS1510HU-D
325i	Voltage Regulator	2.5L	Base	Bosch Design, GAS, M50TU	ALR0552
325i	Voltage Regulator	2.5L	Base	Bosch Design, GAS, M52	ALR0552
325i	Voltage Regulator	2.5L	Base	Valeo Motorola Design, GAS, M50TU	ALR0696
325i	Voltage Regulator	2.5L	Base	Valeo Motorola Design, GAS, M52	ALR0696
325i	Fuel Pump Module Assembly	2.5L	Base	EKP-VDO, From 02/1995	FUP3335-HU
325i	HVAC Blower Motor Resistor	2.5L	Base		HVC2531
325i	Ignition Coil	2.5L	Base		IGC3811-D
325is	ABS Wheel Speed Sensor	2.5L	Base	W/ Harness, Front, SPECIAL ORDER ONLY	ABS1509HU-D
325is	ABS Wheel Speed Sensor	2.5L	Base	Rear, SPECIAL ORDER ONLY	ABS1510HU-D
325is	Voltage Regulator	2.5L	Base	Bosch Design, GAS, M50TU	ALR0552
325is	Voltage Regulator	2.5L	Base	Valeo Motorola Design, GAS, M50TU	ALR0696
325is	Fuel Pump Module Assembly	2.5L	Base	EKP-VDO, From 02/1995	FUP3335-HU
325is	HVAC Blower Motor Resistor	2.5L	Base		HVC2531
325is	Ignition Coil	2.5L	Base		IGC3811-D
525i	ABS Wheel Speed Sensor	2.5L	Base	W/ Harness, Front, SPECIAL ORDER ONLY	ABS1527HU-D
525i	Voltage Regulator	2.5L	Base	Bosch Design, GAS, M50TU	ALR0552
525i	Voltage Regulator	2.5L	Base	Valeo Motorola Design, GAS, M50TU	ALR0696
525i	Ignition Coil	2.5L	Base		IGC3811-D
530i	ABS Wheel Speed Sensor	3.0L	Base	W/ Harness, Front, SPECIAL ORDER ONLY	ABS1527HU-D
530i	Voltage Regulator	3.0L	Base	Bosch Design, GAS, M60	ALR0552
530i	Voltage Regulator	3.0L	Base	Valeo Motorola Design, GAS, M60	ALR0696

Vehicle	Part Type	Engine Size	Trim	Note(s)	Part Number
<b>1995 BMW (cont'd)</b>					
530i	Ignition Coil	3.0L	Base		IGC3811-D
540i	ABS Wheel Speed Sensor	4.0L	Base	W/ Harness, Front, SPECIAL ORDER ONLY	ABS1527HU-D
540i	Voltage Regulator	4.0L	Base	Bosch Design, GAS, M60	ALR0552
540i	Voltage Regulator	4.0L	Base	Valeo Motorola Design, GAS, M60	ALR0696
540i	Ignition Coil	4.0L	Base		IGC3811-D
740i	Ignition Coil	4.0L	Base		IGC3811-D
740iL	Ignition Coil	4.0L	Base		IGC3811-D
750iL	Ignition Coil	5.4L	Base		IGC3804
840Ci	Voltage Regulator	4.0L	Base		ALR0552
850Ci	Ignition Coil	5.4L	Base		IGC3804
M3	ABS Wheel Speed Sensor	3.0L	Base, Lightweight	W/ Harness, Front, SPECIAL ORDER ONLY	ABS1509HU-D
M3	ABS Wheel Speed Sensor	3.0L	Base, Lightweight	Rear, SPECIAL ORDER ONLY	ABS1510HU-D
M3	Voltage Regulator	3.0L	Base, Lightweight		ALR0552
M3	Fuel Pump Module Assembly	3.0L	Base, Lightweight	EKP-VDO, From 02/1995	FUP3335-HU
M3	HVAC Blower Motor Resistor	3.0L	Base, Lightweight		HVC2531
M3	Ignition Coil	3.0L	Base, Lightweight		IGC3811-D
<b>1996 BMW</b>					
318i	ABS Wheel Speed Sensor	1.9L	Base	W/ Harness, Front, SPECIAL ORDER ONLY	ABS1509HU-D
318i	ABS Wheel Speed Sensor	1.9L	Base	Rear, SPECIAL ORDER ONLY	ABS1510HU-D
318i	Voltage Regulator	1.9L	Base		ALR0696
318i	Fuel Pump Module Assembly	1.9L	Base	EKP-VDO	FUP3335-HU
318i	HVAC Blower Motor Resistor	1.9L	Base		HVC2531
318i	Ignition Coil	1.9L	Base		IGC4062-D
318is	ABS Wheel Speed Sensor	1.9L	Base	W/ Harness, Front, SPECIAL ORDER ONLY	ABS1509HU-D
318is	ABS Wheel Speed Sensor	1.9L	Base	Rear, SPECIAL ORDER ONLY	ABS1510HU-D
318is	Voltage Regulator	1.9L	Base		ALR0696
318is	Fuel Pump Module Assembly	1.9L	Base	EKP-VDO	FUP3335-HU
318is	HVAC Blower Motor Resistor	1.9L	Base		HVC2531

Vehicle	Part Type	Engine Size	Trim	Note(s)	Part Number
<b>1996 BMW (cont'd)</b>					
318is	Ignition Coil	1.9L	Base		IGC4062-D
318ti	ABS Wheel Speed Sensor	1.9L	Base	W/ Harness, Front, SPECIAL ORDER ONLY	ABS1509HU-D
318ti	Voltage Regulator	1.9L	Base		ALR0696
318ti	Ignition Coil	1.9L	Base		IGC4062-D
328i	ABS Wheel Speed Sensor	2.8L	Base	W/ Harness, Front, SPECIAL ORDER ONLY	ABS1509HU-D
328i	ABS Wheel Speed Sensor	2.8L	Base	Rear, SPECIAL ORDER ONLY	ABS1510HU-D
328i	Voltage Regulator	2.8L	Base	Bosch Design, GAS, M52	ALR0552
328i	Voltage Regulator	2.8L	Base	Valeo Motorola Design, GAS, M52	ALR0696
328i	Fuel Pump Module Assembly	2.8L	Base	EKP-VDO	FUP3335-HU
328i	HVAC Blower Motor Resistor	2.8L	Base		HVC2531
328i	Ignition Coil	2.8L	Base		IGC3804
328is	ABS Wheel Speed Sensor	2.8L	Base	W/ Harness, Front, SPECIAL ORDER ONLY	ABS1509HU-D
328is	Voltage Regulator	2.8L	Base		ALR0696
328is	HVAC Blower Motor Resistor	2.8L	Base		HVC2531
740iL	Ignition Coil	4.4L	Base		IGC3804
750iL	Ignition Coil	5.4L	Base		IGC3804
840Ci	Ignition Coil	4.4L	Base		IGC3804
850Ci	Ignition Coil	5.4L	Base		IGC3804
M3	ABS Wheel Speed Sensor	3.2L	Base	W/ Harness, Front, SPECIAL ORDER ONLY	ABS1509HU-D
M3	ABS Wheel Speed Sensor	3.2L	Base	Rear, SPECIAL ORDER ONLY	ABS1510HU-D
M3	Voltage Regulator	3.2L	Base		ALR0552
M3	Fuel Pump Module Assembly	3.2L	Base	EKP-VDO	FUP3335-HU
M3	HVAC Blower Motor Resistor	3.2L	Base		HVC2531
M3	Ignition Coil	3.2L	Base		IGC3804
Z3	ABS Wheel Speed Sensor	1.9L	Base, Roadster	W/ Harness, Front, SPECIAL ORDER ONLY	ABS1509HU-D
Z3	Voltage Regulator	1.9L	Base, Roadster	Bosch Design, GAS, M44	ALR0552
Z3	Voltage Regulator	1.9L	Roadster	Valeo Motorola Design, GAS, M44	ALR0696

Vehicle	Part Type	Engine Size	Trim	Note(s)	Part Number
<b>1996 BMW (cont'd)</b>					
Z3	Ignition Coil	1.9L	Base, Roadster		IGC4062-D
<b>1997 BMW</b>					
318i	ABS Wheel Speed Sensor	1.9L	Base	W/ Harness, Front, SPECIAL ORDER ONLY	ABS1509HU-D
318i	ABS Wheel Speed Sensor	1.9L	Base	Rear, SPECIAL ORDER ONLY	ABS1510HU-D
318i	Voltage Regulator	1.9L	Base		ALR0696
318i	Fuel Pump Module Assembly	1.9L	Base	EKP-VDO	FUP3335-HU
318i	HVAC Blower Motor Resistor	1.9L	Base		HVC2531
318i	Ignition Coil	1.9L	Base		IGC4062-D
318is	ABS Wheel Speed Sensor	1.9L	Base	W/ Harness, Front, SPECIAL ORDER ONLY	ABS1509HU-D
318is	ABS Wheel Speed Sensor	1.9L	Base	Rear, SPECIAL ORDER ONLY	ABS1510HU-D
318is	Voltage Regulator	1.9L	Base		ALR0696
318is	Fuel Pump Module Assembly	1.9L	Base	EKP-VDO	FUP3335-HU
318is	HVAC Blower Motor Resistor	1.9L	Base		HVC2531
318is	Ignition Coil	1.9L	Base		IGC4062-D
318ti	ABS Wheel Speed Sensor	1.9L	Base	W/ Harness, Front, SPECIAL ORDER ONLY	ABS1509HU-D
318ti	Voltage Regulator	1.9L	Base		ALR0696
318ti	Ignition Coil	1.9L	Base		IGC4062-D
323i	Voltage Regulator	2.5L	Base		ALR0696
328i	ABS Wheel Speed Sensor	2.8L	Base	W/ Harness, Front, SPECIAL ORDER ONLY	ABS1509HU-D
328i	ABS Wheel Speed Sensor	2.8L	Base	Rear, SPECIAL ORDER ONLY	ABS1510HU-D
328i	Voltage Regulator	2.8L	Base	Bosch Design, GAS, M52	ALR0552
328i	Voltage Regulator	2.8L	Base	Valeo Motorola Design, GAS, M52	ALR0696
328i	Fuel Pump Module Assembly	2.8L	Base	EKP-VDO	FUP3335-HU
328i	HVAC Blower Motor Resistor	2.8L	Base		HVC2531
328i	Ignition Coil	2.8L	Base		IGC3804
328is	ABS Wheel Speed Sensor	2.8L	Base	W/ Harness, Front, SPECIAL ORDER ONLY	ABS1509HU-D
328is	Voltage Regulator	2.8L	Base		ALR0696



Vehicle	Part Type	Engine Size	Trim	Note(s)	Part Number
<b>1997 BMW (cont'd)</b>					
328is	HVAC Blower Motor Resistor	2.8L	Base		HVC2531
528i	ABS Wheel Speed Sensor	2.8L	Base	W/ Harness, Front, SPECIAL ORDER ONLY	ABS1500HU-D
528i	ABS Wheel Speed Sensor	2.8L	Base	W/ Harness, Rear, SPECIAL ORDER ONLY	ABS1502HU-D
528i	Fuel Pump Module Assembly	2.8L	Base	w/ OE No. 16 14 6 752 368	FUP3358
528i	HVAC Blower Motor Resistor	2.8L	Base		HVC2531
528i	Ignition Coil	2.8L	Base		IGC3804
540i	ABS Wheel Speed Sensor	4.4L	Base	W/ Harness, Front, SPECIAL ORDER ONLY	ABS1500HU-D
540i	ABS Wheel Speed Sensor	4.4L	Base	W/ Harness, Rear, SPECIAL ORDER ONLY	ABS1502HU-D
540i	Fuel Pump Module Assembly	4.4L	Base	w/ OE No. 16 14 6 752 368	FUP3358
540i	HVAC Blower Motor Resistor	4.4L	Base		HVC2531
540i	Ignition Coil	4.4L	Base		IGC3804
740i	Ignition Coil	4.4L	Base		IGC3804
740iL	Ignition Coil	4.4L	Base		IGC3804
750iL	Ignition Coil	5.4L	Base		IGC3804
840Ci	Ignition Coil	4.4L	Base		IGC3804
850Ci	Ignition Coil	5.4L	Base		IGC3804
M3	ABS Wheel Speed Sensor	3.2L	Base	W/ Harness, Front, SPECIAL ORDER ONLY	ABS1509HU-D
M3	ABS Wheel Speed Sensor	3.2L	Base	Rear, SPECIAL ORDER ONLY	ABS1510HU-D
M3	Voltage Regulator	3.2L	Base		ALR0552
M3	Fuel Pump Module Assembly	3.2L	Base	EKP-VDO	FUP3335-HU
M3	HVAC Blower Motor Resistor	3.2L	Base		HVC2531
M3	Ignition Coil	3.2L	Base		IGC3804
Z3	ABS Wheel Speed Sensor	1.9L, 2.8L	2.8i, Base, Roadster	W/ Harness, Front, SPECIAL ORDER ONLY	ABS1509HU-D
Z3	Voltage Regulator	1.9L	Base, Roadster	Bosch Design, GAS, M44	ALR0552
Z3	Voltage Regulator	1.9L	Roadster	Valeo Motorola Design, GAS, M44	ALR0696
Z3	Ignition Coil	2.8L	2.8i, Roadster		IGC3804
Z3	Ignition Coil	1.9L	Base, Roadster		IGC4062-D

Vehicle	Part Type	Engine Size	Trim	Note(s)	Part Number
<b>1998 BMW</b>					
318i	ABS Wheel Speed Sensor	1.9L	Base	W/ Harness, Front, SPECIAL ORDER ONLY	ABS1509HU-D
318i	ABS Wheel Speed Sensor	1.9L	Base	Rear, SPECIAL ORDER ONLY	ABS1510HU-D
318i	Voltage Regulator	1.9L	Base		ALR0696
318i	Fuel Pump Module Assembly	1.9L	Base	EKP-VDO	FUP3335-HU
318i	HVAC Blower Motor Resistor	1.9L	Base		HVC2531
318i	Ignition Coil	1.9L	Base		IGC4062-D
318is	ABS Wheel Speed Sensor	1.9L	Base	W/ Harness, Front, SPECIAL ORDER ONLY	ABS1509HU-D
318is	ABS Wheel Speed Sensor	1.9L	Base	Rear, SPECIAL ORDER ONLY	ABS1510HU-D
318is	Voltage Regulator	1.9L	Base		ALR0696
318is	Fuel Pump Module Assembly	1.9L	Base	EKP-VDO	FUP3335-HU
318is	HVAC Blower Motor Resistor	1.9L	Base		HVC2531
318is	Ignition Coil	1.9L	Base		IGC4062-D
318ti	ABS Wheel Speed Sensor	1.9L	Base	W/ Harness, Front, SPECIAL ORDER ONLY	ABS1509HU-D
318ti	Voltage Regulator	1.9L	Base		ALR0696
318ti	Ignition Coil	1.9L	Base		IGC4062-D
323i	ABS Wheel Speed Sensor	2.5L	Base	W/ Harness, Front, SPECIAL ORDER ONLY	ABS1509HU-D
323i	ABS Wheel Speed Sensor	2.5L	Base	Rear, SPECIAL ORDER ONLY	ABS1510HU-D
323i	Voltage Regulator	2.5L	Base	Bosch Design, GAS, M52	ALR0552
323i	Voltage Regulator	2.5L	Base	Valeo Motorola Design, GAS, M52	ALR0696
323i	Fuel Pump Module Assembly	2.5L	Base	EKP-VDO	FUP3335-HU
323i	HVAC Blower Motor Resistor	2.5L	Base		HVC2531
323i	Ignition Coil	2.5L	Base		IGC3804
323is	ABS Wheel Speed Sensor	2.5L	Base	W/ Harness, Front, SPECIAL ORDER ONLY	ABS1509HU-D
323is	Voltage Regulator	2.5L	Base		ALR0696
323is	HVAC Blower Motor Resistor	2.5L	Base		HVC2531

Vehicle	Part Type	Engine Size	Trim	Note(s)	Part Number
<b>1998 BMW (cont'd)</b>					
328i	ABS Wheel Speed Sensor	2.8L	Base	W/ Harness, Front, SPECIAL ORDER ONLY	ABS1509HU-D
328i	ABS Wheel Speed Sensor	2.8L	Base	Rear, SPECIAL ORDER ONLY	ABS1510HU-D
328i	Voltage Regulator	2.8L	Base	Bosch Design, GAS, M52	ALR0552
328i	Voltage Regulator	2.8L	Base	Valeo Motorola Design, GAS, M52	ALR0696
328i	Fuel Pump Module Assembly	2.8L	Base	EKP-VDO	FUP3335-HU
328i	HVAC Blower Motor Resistor	2.8L	Base		HVC2531
328i	Ignition Coil	2.8L	Base		IGC3804
328is	ABS Wheel Speed Sensor	2.8L	Base	W/ Harness, Front, SPECIAL ORDER ONLY	ABS1509HU-D
328is	Voltage Regulator	2.8L	Base		ALR0696
328is	HVAC Blower Motor Resistor	2.8L	Base		HVC2531
528i	ABS Wheel Speed Sensor	2.8L	Base	W/ Harness, Front, SPECIAL ORDER ONLY	ABS1500HU-D
528i	ABS Wheel Speed Sensor	2.8L	Base	W/ Harness, Rear, SPECIAL ORDER ONLY	ABS1502HU-D
528i	Fuel Pump Module Assembly	2.8L	Base	w/ OE No. 16 14 6 752 368	FUP3358
528i	HVAC Blower Motor Resistor	2.8L	Base		HVC2531
528i	Ignition Coil	2.8L	Base		IGC3804
540i	ABS Wheel Speed Sensor	4.4L	Base	W/ Harness, Front, SPECIAL ORDER ONLY	ABS1500HU-D
540i	ABS Wheel Speed Sensor	4.4L	Base	W/ Harness, Rear, SPECIAL ORDER ONLY	ABS1502HU-D
540i	Fuel Pump Module Assembly	4.4L	Base	w/ OE No. 16 14 6 752 368	FUP3358
540i	HVAC Blower Motor Resistor	4.4L	Base		HVC2531
540i	Ignition Coil	4.4L	Base		IGC3804
740i	Ignition Coil	4.4L	Base		IGC3804
740iL	Ignition Coil	4.4L	Base		IGC3804
750iL	Ignition Coil	5.4L	Base		IGC3804
M3	ABS Wheel Speed Sensor	3.2L	Base	W/ Harness, Front, SPECIAL ORDER ONLY	ABS1509HU-D

Vehicle	Part Type	Engine Size	Trim	Note(s)	Part Number
<b>1998 BMW (cont'd)</b>					
M3	ABS Wheel Speed Sensor	3.2L	Base	Rear, SPECIAL ORDER ONLY	ABS1510HU-D
M3	Voltage Regulator	3.2L	Base		ALR0552
M3	Fuel Pump Module Assembly	3.2L	Base	EKP-VDO	FUP3335-HU
M3	HVAC Blower Motor Resistor	3.2L	Base		HVC2531
M3	Ignition Coil	3.2L	Base		IGC3804
Z3	ABS Wheel Speed Sensor	1.9L, 2.8L, 3.2L	1.9i, 2.8i, M Roadster, Roadster	W/ Harness, Front, SPECIAL ORDER ONLY	ABS1509HU-D
Z3	Voltage Regulator	1.9L	1.9i, Roadster	Bosch Design, GAS, M44	ALR0552
Z3	Voltage Regulator	1.9L	Roadster	Valeo Motorola Design, GAS, M44	ALR0696
Z3	Engine Camshaft Position Sensor	2.8L	2.8i, Roadster	Intake	CPS8141HU-D
Z3	Ignition Coil	2.8L	2.8i, Roadster		IGC3804
Z3	Ignition Coil	1.9L	1.9i, Roadster		IGC4062-D
<b>1999 BMW</b>					
318i	ABS Wheel Speed Sensor	1.9L	Base	W/ Harness, Front, SPECIAL ORDER ONLY	ABS1509HU-D
318i	HVAC Blower Motor Resistor	1.9L	Base		HVC2531
318is	ABS Wheel Speed Sensor	1.9L	Base	W/ Harness, Front, SPECIAL ORDER ONLY	ABS1509HU-D
318is	ABS Wheel Speed Sensor	1.9L	Base	Rear, SPECIAL ORDER ONLY	ABS1510HU-D
318is	Voltage Regulator	1.9L	Base		ALR0696
318is	Fuel Pump Module Assembly	1.9L	Base	EKP-VDO	FUP3335-HU
318is	HVAC Blower Motor Resistor	1.9L	Base		HVC2531
318is	Ignition Coil	1.9L	Base		IGC4062-D
318ti	ABS Wheel Speed Sensor	1.9L	Base	W/ Harness, Front, SPECIAL ORDER ONLY	ABS1509HU-D
318ti	Voltage Regulator	1.9L	Base		ALR0696
318ti	Ignition Coil	1.9L	Base		IGC4062-D
323i	ABS Wheel Speed Sensor	2.5L	Base	From 06/1999, Rear, SPECIAL ORDER ONLY	ABS1508HU-D
323i	ABS Wheel Speed Sensor	2.5L	Base	W/ Harness, Front, SPECIAL ORDER ONLY	ABS1509HU-D

Vehicle	Part Type	Engine Size	Trim	Note(s)	Part Number
<b>1999 BMW (cont'd)</b>					
323i	ABS Wheel Speed Sensor	2.5L	Base	To 06/1999, Rear, SPECIAL ORDER ONLY	ABS1510HU-D
323i	Voltage Regulator	2.5L	Base	Bosch Design, GAS, M52	ALR0552
323i	Voltage Regulator	2.5L	Base	Valeo Motorola Design, GAS, M52	ALR0696
323i	Engine Camshaft Position Sensor	2.5L	Base	Intake, E46	CPS8141HU-D
323i	Fuel Pump Module Assembly	2.5L	Base	EKP-VDO, E36	FUP3335-HU
323i	Fuel Pump Module Assembly	2.5L	Base	E46, SPECIAL ORDER ONLY	FUP3385-D
323i	HVAC Blower Motor Resistor	2.5L	Base	E36	HVC2531
323i	HVAC Blower Motor Resistor	2.5L	Base	E46	HVC2531
323i	Ignition Coil	2.5L	Base		IGC3804
323i	Mass Air Flow Sensor	2.5L	Base	Sedan	MAF8931
323is	ABS Wheel Speed Sensor	2.5L	Base	W/ Harness, Front, SPECIAL ORDER ONLY	ABS1509HU-D
323is	Voltage Regulator	2.5L	Base		ALR0696
323is	HVAC Blower Motor Resistor	2.5L	Base		HVC2531
323ti	Voltage Regulator	2.5L	Base		ALR0696
328i	ABS Wheel Speed Sensor	2.8L	Base	W/ Harness, Front, E46, SPECIAL ORDER ONLY	ABS1504HU-D
328i	ABS Wheel Speed Sensor	2.8L	Base	W/ Harness, From 06/1999, Rear, SPECIAL ORDER ONLY	ABS1508HU-D
328i	ABS Wheel Speed Sensor	2.8L	Base	W/ Harness, Front, E36, SPECIAL ORDER ONLY	ABS1509HU-D
328i	ABS Wheel Speed Sensor	2.8L	Base	To 06/1999, Rear, SPECIAL ORDER ONLY	ABS1510HU-D
328i	Voltage Regulator	2.8L	Base	Bosch Design, GAS, M52	ALR0552
328i	Voltage Regulator	2.8L	Base	Valeo Motorola Design, GAS, M52	ALR0696
328i	Engine Camshaft Position Sensor	2.8L	Base	Intake, E46	CPS8141HU-D
328i	Fuel Pump Module Assembly	2.8L	Base	EKP-VDO, E36	FUP3335-HU
328i	Fuel Pump Module Assembly	2.8L	Base	E46, SPECIAL ORDER ONLY	FUP3385-D

Vehicle	Part Type	Engine Size	Trim	Note(s)	Part Number
<b>1999 BMW (cont'd)</b>					
328i	HVAC Blower Motor Resistor	2.8L	Base	E36	HVC2531
328i	HVAC Blower Motor Resistor	2.8L	Base	E46	HVC2531
328i	Ignition Coil	2.8L	Base		IGC3804
328i	Mass Air Flow Sensor	2.8L	Base	E46	MAF8931
328is	ABS Wheel Speed Sensor	2.8L	Base	W/ Harness, Front, SPECIAL ORDER ONLY	ABS1509HU-D
328is	Voltage Regulator	2.8L	Base		ALR0696
328is	HVAC Blower Motor Resistor	2.8L	Base		HVC2531
528i	ABS Wheel Speed Sensor	2.8L	Base	W/ Harness, To 09/1998, Front, Sedan, SPECIAL ORDER ONLY	ABS1500HU-D
528i	ABS Wheel Speed Sensor	2.8L	Base	W/ Harness, From 09/1998, Front, Sedan, SPECIAL ORDER ONLY	ABS1501HU-D
528i	ABS Wheel Speed Sensor	2.8L	Base	W/ Harness, Front, Wagon, SPECIAL ORDER ONLY	ABS1501HU-D
528i	ABS Wheel Speed Sensor	2.8L	Base	W/ Harness, To 09/1998, Rear, Sedan, SPECIAL ORDER ONLY	ABS1502HU-D
528i	ABS Wheel Speed Sensor	2.8L	Base	W/ Harness, From 09/1998, Rear, Sedan, SPECIAL ORDER ONLY	ABS1503HU-D
528i	ABS Wheel Speed Sensor	2.8L	Base	W/ Harness, Rear, Wagon, SPECIAL ORDER ONLY	ABS1512HU-D
528i	Engine Camshaft Position Sensor	2.8L	Base	Intake	CPS8141HU-D
528i	Fuel Pump Module Assembly	2.8L	Base	w/ OE No. 16 14 6 752 368	FUP3358
528i	HVAC Blower Motor Resistor	2.8L	Base		HVC2531
528i	Ignition Coil	2.8L	Base		IGC3804
528i	Mass Air Flow Sensor	2.8L	Base	From 09/1998, Sedan	MAF8931
528i	Mass Air Flow Sensor	2.8L	Base	Wagon	MAF8931
540i	ABS Wheel Speed Sensor	4.4L	Base	W/ Harness, To 09/1998, Front, SPECIAL ORDER ONLY	ABS1500HU-D

Vehicle	Part Type	Engine Size	Trim	Note(s)	Part Number
<b>1999 BMW (cont'd)</b>					
540i	ABS Wheel Speed Sensor	4.4L	Base	W/ Harness, From 09/1998, Front, SPECIAL ORDER ONLY	ABS1501HU-D
540i	ABS Wheel Speed Sensor	4.4L	Base	W/ Harness, To 09/1998, Rear, SPECIAL ORDER ONLY	ABS1502HU-D
540i	ABS Wheel Speed Sensor	4.4L	Base	W/ Harness, From 09/1998, Rear, SPECIAL ORDER ONLY	ABS1503HU-D
540i	Fuel Pump Module Assembly	4.4L	Base	w/ OE No. 16 14 6 752 368	FUP3358
540i	HVAC Blower Motor Resistor	4.4L	Base		HVC2531
540i	Ignition Coil	4.4L	Base		IGC3804
540i	Mass Air Flow Sensor	4.4L	Base	From 09/1998	MAF8932
740i	ABS Wheel Speed Sensor	4.4L	Base	W/ Harness, From 09/1998, Rear, SPECIAL ORDER ONLY	ABS1513HU-D
740i	ABS Wheel Speed Sensor	4.4L	Base	W/ Harness, From 09/1998, Front, SPECIAL ORDER ONLY	ABS1516HU-D
740i	Ignition Coil	4.4L	Base		IGC3804
740i	Mass Air Flow Sensor	4.4L	Base	From 09/1998	MAF8932
740iL	ABS Wheel Speed Sensor	4.4L	Base	W/ Harness, From 09/1998, Rear, SPECIAL ORDER ONLY	ABS1513HU-D
740iL	ABS Wheel Speed Sensor	4.4L	Base	W/ Harness, From 09/1998, Front, SPECIAL ORDER ONLY	ABS1516HU-D
740iL	Ignition Coil	4.4L	Base		IGC3804
740iL	Mass Air Flow Sensor	4.4L	Base	From 09/1998	MAF8932
750iL	ABS Wheel Speed Sensor	5.4L	Base	W/ Harness, Rear, SPECIAL ORDER ONLY	ABS1513HU-D
750iL	ABS Wheel Speed Sensor	5.4L	Base	W/ Harness, Front, SPECIAL ORDER ONLY	ABS1516HU-D
750iL	Ignition Coil	5.4L	Base		IGC3804
M3	ABS Wheel Speed Sensor	3.2L	Base	W/ Harness, Front, SPECIAL ORDER ONLY	ABS1509HU-D

Vehicle	Part Type	Engine Size	Trim	Note(s)	Part Number
<b>1999 BMW (cont'd)</b>					
M3	ABS Wheel Speed Sensor	3.2L	Base	Rear, SPECIAL ORDER ONLY	ABS1510HU-D
M3	Voltage Regulator	3.2L	Base		ALR0552
M3	Fuel Pump Module Assembly	3.2L	Base	EKP-VDO	FUP3335-HU
M3	HVAC Blower Motor Resistor	3.2L	Base		HVC2531
M3	Ignition Coil	3.2L	Base		IGC3804
Z3	ABS Wheel Speed Sensor	2.5L, 2.8L, 3.2L	2.8i, Coupe, M Coupe, M Roadster, Roadster	W/ Harness, Front, SPECIAL ORDER ONLY	ABS1509HU-D
Z3	Voltage Regulator	1.9L	1.9i		ALR0696
Z3	Engine Camshaft Position Sensor	2.5L, 2.8L	2.8i, Coupe, Roadster	Intake	CPS8141HU-D
Z3	Ignition Coil	2.5L, 2.8L, 3.2L	2.8i, Coupe, M Coupe, M Roadster, Roadster		IGC3804
Z3	Mass Air Flow Sensor	2.5L, 2.8L	2.8i, Coupe, Roadster	From 09/1998	MAF8931
<b>2000 BMW</b>					
323Ci	ABS Wheel Speed Sensor	2.5L	Base	W/ Harness, To 09/2009, Front, SPECIAL ORDER ONLY	ABS1504HU-D
323Ci	ABS Wheel Speed Sensor	2.5L	Base	From 09/2000, Front, SPECIAL ORDER ONLY	ABS1505HU-D
323Ci	ABS Wheel Speed Sensor	2.5L	Base	W/ Harness, For vehicles w/ Dynamic stability control, From 09/2000, Rear, SPECIAL ORDER ONLY	ABS1507HU-D
323Ci	ABS Wheel Speed Sensor	2.5L	Base	W/ Harness, Rear, SPECIAL ORDER ONLY	ABS1508HU-D
323Ci	Engine Camshaft Position Sensor	2.5L	Base	Intake	CPS8141HU-D
323Ci	Fuel Pump Module Assembly	2.5L	Base	SPECIAL ORDER ONLY	FUP3385-D
323Ci	HVAC Blower Motor Resistor	2.5L	Base		HVC2531
323Ci	Ignition Coil	2.5L	Base		IGC3804
323Ci	Mass Air Flow Sensor	2.5L	Base		MAF8931
323i	ABS Wheel Speed Sensor	2.5L	Base	W/ Harness, To 09/2009, Front, SPECIAL ORDER ONLY	ABS1504HU-D



Vehicle	Part Type	Engine Size	Trim	Note(s)	Part Number
<b>2000 BMW (cont'd)</b>					
323i	ABS Wheel Speed Sensor	2.5L	Base	From 09/2000, Front, SPECIAL ORDER ONLY	ABS1505HU-D
323i	ABS Wheel Speed Sensor	2.5L	Base	W/ Harness, For vehicles w/ Dynamic stability control, From 09/2000, Rear, SPECIAL ORDER ONLY	ABS1507HU-D
323i	ABS Wheel Speed Sensor	2.5L	Base	W/ Harness, Rear, SPECIAL ORDER ONLY	ABS1508HU-D
323i	Engine Camshaft Position Sensor	2.5L	Base	Intake	CPS8141HU-D
323i	Fuel Pump Module Assembly	2.5L	Base	SPECIAL ORDER ONLY	FUP3385-D
323i	HVAC Blower Motor Resistor	2.5L	Base		HVC2531
323i	Ignition Coil	2.5L	Base		IGC3804
323i	Mass Air Flow Sensor	2.5L	Base		MAF8931
323ti	Voltage Regulator	2.5L	Base		ALR0696
328Ci	ABS Wheel Speed Sensor	2.8L	Base	W/ Harness, For vehicles w/o Dynamic stability control, Front, SPECIAL ORDER ONLY	ABS1504HU-D
328Ci	ABS Wheel Speed Sensor	2.8L	Base	W/ Harness, For vehicles w/ Dynamic stability control, Front, SPECIAL ORDER ONLY	ABS1505HU-D
328Ci	ABS Wheel Speed Sensor	2.8L	Base	W/ Harness, Rear, SPECIAL ORDER ONLY	ABS1508HU-D
328Ci	Engine Camshaft Position Sensor	2.8L	Base	Intake	CPS8141HU-D
328Ci	Fuel Pump Module Assembly	2.8L	Base	SPECIAL ORDER ONLY	FUP3385-D
328Ci	HVAC Blower Motor Resistor	2.8L	Base		HVC2531
328Ci	Ignition Coil	2.8L	Base		IGC3804
328Ci	Mass Air Flow Sensor	2.8L	Base		MAF8931

Vehicle	Part Type	Engine Size	Trim	Note(s)	Part Number
<b>2000 BMW (cont'd)</b>					
328i	ABS Wheel Speed Sensor	2.8L	Base	W/ Harness, For vehicles w/o Dynamic stability control, Front, SPECIAL ORDER ONLY	ABS1504HU-D
328i	ABS Wheel Speed Sensor	2.8L	Base	W/ Harness, For vehicles w/ Dynamic stability control, Front, SPECIAL ORDER ONLY	ABS1505HU-D
328i	ABS Wheel Speed Sensor	2.8L	Base	W/ Harness, Rear, SPECIAL ORDER ONLY	ABS1508HU-D
328i	Engine Camshaft Position Sensor	2.8L	Base	Intake	CPS8141HU-D
328i	Fuel Pump Module Assembly	2.8L	Base	SPECIAL ORDER ONLY	FUP3385-D
328i	HVAC Blower Motor Resistor	2.8L	Base		HVC2531
328i	Ignition Coil	2.8L	Base		IGC3804
328i	Mass Air Flow Sensor	2.8L	Base		MAF8931
528i	ABS Wheel Speed Sensor	2.8L	Base	W/ Harness, Front, SPECIAL ORDER ONLY	ABS1501HU-D
528i	ABS Wheel Speed Sensor	2.8L	Base	W/ Harness, Rear, Sedan, SPECIAL ORDER ONLY	ABS1503HU-D
528i	ABS Wheel Speed Sensor	2.8L	Base	W/ Harness, Rear, Wagon, SPECIAL ORDER ONLY	ABS1512HU-D
528i	Engine Camshaft Position Sensor	2.8L	Base	Intake	CPS8141HU-D
528i	Fuel Pump Module Assembly	2.8L	Base	w/ OE No. 16 14 6 752 368	FUP3358
528i	HVAC Blower Motor Resistor	2.8L	Base		HVC2531
528i	Ignition Coil	2.8L	Base		IGC3804
528i	Mass Air Flow Sensor	2.8L	Base		MAF8931
540i	ABS Wheel Speed Sensor	4.4L	Base	W/ Harness, Front, SPECIAL ORDER ONLY	ABS1501HU-D
540i	ABS Wheel Speed Sensor	4.4L	Base	W/ Harness, Rear, SPECIAL ORDER ONLY	ABS1503HU-D
540i	Fuel Pump Module Assembly	4.4L	Base	w/ OE No. 16 14 6 752 368	FUP3358

Vehicle	Part Type	Engine Size	Trim	Note(s)	Part Number
<b>2000 BMW (cont'd)</b>					
540i	HVAC Blower Motor Resistor	4.4L	Base		HVC2531
540i	Ignition Coil	4.4L	Base		IGC3804
540i	Mass Air Flow Sensor	4.4L	Base		MAF8932
740i	ABS Wheel Speed Sensor	4.4L	Base	W/ Harness, Rear, SPECIAL ORDER ONLY	ABS1513HU-D
740i	ABS Wheel Speed Sensor	4.4L	Base	W/ Harness, Front, SPECIAL ORDER ONLY	ABS1516HU-D
740i	Ignition Coil	4.4L	Base		IGC3804
740i	Mass Air Flow Sensor	4.4L	Base		MAF8932
740iL	ABS Wheel Speed Sensor	4.4L	Base	W/ Harness, Rear, SPECIAL ORDER ONLY	ABS1513HU-D
740iL	ABS Wheel Speed Sensor	4.4L	Base	W/ Harness, Front, SPECIAL ORDER ONLY	ABS1516HU-D
740iL	Ignition Coil	4.4L	Base		IGC3804
740iL	Mass Air Flow Sensor	4.4L	Base		MAF8932
750iL	ABS Wheel Speed Sensor	5.4L	Base	W/ Harness, Rear, SPECIAL ORDER ONLY	ABS1513HU-D
750iL	ABS Wheel Speed Sensor	5.4L	Base	W/ Harness, Front, SPECIAL ORDER ONLY	ABS1516HU-D
750iL	Ignition Coil	5.4L	Base		IGC3804
M5	ABS Wheel Speed Sensor	5.0L	Base	W/ Harness, Front, SPECIAL ORDER ONLY	ABS1501HU-D
M5	ABS Wheel Speed Sensor	5.0L	Base	W/ Harness, Rear, SPECIAL ORDER ONLY	ABS1503HU-D
M5	HVAC Blower Motor Resistor	5.0L	Base		HVC2531
M5	Ignition Coil	5.0L	Base		IGC3804
X5	ABS Wheel Speed Sensor	4.4L	4.4i, 4.4i Lujo, 4.4i Top Line	Front, SPECIAL ORDER ONLY	ABS1517HU-D
X5	ABS Wheel Speed Sensor	4.4L	4.4i, 4.4i Lujo, 4.4i Top Line	W/ Harness, Rear, SPECIAL ORDER ONLY	ABS1518HU-D
X5	HVAC Blower Motor Resistor	4.4L	4.4i, 4.4i Lujo, 4.4i Top Line		HVC2531
X5	Ignition Coil	4.4L	4.4i, 4.4i Lujo, 4.4i Top Line		IGC3804
X5	Mass Air Flow Sensor	4.4L	4.4i		MAF8932

Vehicle	Part Type	Engine Size	Trim	Note(s)	Part Number
<b>2000 BMW (cont'd)</b>					
Z3	ABS Wheel Speed Sensor	2.5L, 2.8L, 3.2L	2.8i, Coupe, M Coupe, M Roadster, Roadster	W/ Harness, Front, SPECIAL ORDER ONLY	ABS1509HU-D
Z3	Engine Camshaft Position Sensor	2.5L, 2.8L	2.8i, Coupe, Roadster	Intake	CPS8141HU-D
Z3	Ignition Coil	2.5L, 2.8L	2.8i, Coupe, Roadster		IGC3804
Z3	Ignition Coil	3.2L	M Coupe, M Roadster		IGC3825
Z3	Mass Air Flow Sensor	2.5L, 2.8L	2.8i, Coupe, Roadster		MAF8931
Z8	ABS Wheel Speed Sensor	5.0L	Base	W/ Harness, Rear, SPECIAL ORDER ONLY	ABS1513HU-D
Z8	Ignition Coil	5.0L	Base		IGC3804
<b>2001 BMW</b>					
320i	ABS Wheel Speed Sensor	2.2L	Base	W/ Harness, For vehicles w/o Dynamic stability control, Front, SPECIAL ORDER ONLY	ABS1504HU-D
320i	ABS Wheel Speed Sensor	2.2L	Base	W/ Harness, For vehicles w/ Dynamic stability control, Front, SPECIAL ORDER ONLY	ABS1505HU-D
320i	ABS Wheel Speed Sensor	2.2L	Base	W/ Harness, From 09/2001, Rear, SPECIAL ORDER ONLY	ABS1507HU-D
320i	ABS Wheel Speed Sensor	2.2L	Base	W/ Harness, To 09/2001, Rear, SPECIAL ORDER ONLY	ABS1508HU-D
320i	Fuel Pump Module Assembly	2.2L	Base	SPECIAL ORDER ONLY	FUP3385-D
320i	HVAC Blower Motor Resistor	2.2L	Base		HVC2531
320i	Mass Air Flow Sensor	2.2L	Base		MAF8931
325Ci	ABS Wheel Speed Sensor	2.5L	Base	W/ Harness, For vehicles w/o Dynamic stability control, Front, SPECIAL ORDER ONLY	ABS1504HU-D
325Ci	ABS Wheel Speed Sensor	2.5L	Base	W/ Harness, For vehicles w/ Dynamic stability control, Front, SPECIAL ORDER ONLY	ABS1505HU-D

Vehicle	Part Type	Engine Size	Trim	Note(s)	Part Number
<b>2001 BMW (cont'd)</b>					
325Ci	ABS Wheel Speed Sensor	2.5L	Base	W/ Harness, For vehicles w/ Dynamic stability control, Rear, SPECIAL ORDER ONLY	ABS1507HU-D
325Ci	ABS Wheel Speed Sensor	2.5L	Base	W/ Harness, For vehicles w/o Dynamic stability control, Rear, SPECIAL ORDER ONLY	ABS1508HU-D
325Ci	Engine Camshaft Position Sensor	2.5L	Base	Intake	CPS8141HU-D
325Ci	Fuel Pump Module Assembly	2.5L	Base	SPECIAL ORDER ONLY	FUP3385-D
325Ci	HVAC Blower Motor Resistor	2.5L	Base		HVC2531
325Ci	Ignition Coil	2.5L	Base		IGC3804
325Ci	Mass Air Flow Sensor	2.5L	Base		MAF8931
325i	ABS Wheel Speed Sensor	2.5L	Base	W/ Harness, For vehicles w/o Dynamic stability control, Front, SPECIAL ORDER ONLY	ABS1504HU-D
325i	ABS Wheel Speed Sensor	2.5L	Base	W/ Harness, For vehicles w/ Dynamic stability control, Front, SPECIAL ORDER ONLY	ABS1505HU-D
325i	ABS Wheel Speed Sensor	2.5L	Base	W/ Harness, For vehicles w/ Dynamic stability control, Rear, SPECIAL ORDER ONLY	ABS1507HU-D
325i	ABS Wheel Speed Sensor	2.5L	Base	W/ Harness, For vehicles w/o Dynamic stability control, Rear, SPECIAL ORDER ONLY	ABS1508HU-D
325i	Engine Camshaft Position Sensor	2.5L	Base	Intake	CPS8141HU-D
325i	Fuel Pump Module Assembly	2.5L	Base	SPECIAL ORDER ONLY	FUP3385-D
325i	HVAC Blower Motor Resistor	2.5L	Base		HVC2531
325i	Ignition Coil	2.5L	Base		IGC3804

Vehicle	Part Type	Engine Size	Trim	Note(s)	Part Number
<b>2001 BMW (cont'd)</b>					
325i	Mass Air Flow Sensor	2.5L	Base		MAF8931
325xi	Engine Camshaft Position Sensor	2.5L	Base	Intake	CPS8141HU-D
325xi	Fuel Pump Module Assembly	2.5L	Base	SPECIAL ORDER ONLY	FUP3385-D
325xi	HVAC Blower Motor Resistor	2.5L	Base		HVC2531
325xi	Ignition Coil	2.5L	Base		IGC3804
325xi	Mass Air Flow Sensor	2.5L	Base		MAF8931
330Ci	ABS Wheel Speed Sensor	3.0L	Base	W/ Harness, For vehicles w/o Dynamic stability control, Front, SPECIAL ORDER ONLY	ABS1504HU-D
330Ci	ABS Wheel Speed Sensor	3.0L	Base	W/ Harness, For vehicles w/ Dynamic stability control, Front, SPECIAL ORDER ONLY	ABS1505HU-D
330Ci	ABS Wheel Speed Sensor	3.0L	Base	W/ Harness, From 09/2000, Rear, Automatic, SPECIAL ORDER ONLY	ABS1507HU-D
330Ci	ABS Wheel Speed Sensor	3.0L	Base	Rear, Manual, SPECIAL ORDER ONLY	ABS1508HU-D
330Ci	ABS Wheel Speed Sensor	3.0L	Base	W/ Harness, To 09/2000, Rear, Automatic, SPECIAL ORDER ONLY	ABS1508HU-D
330Ci	Engine Camshaft Position Sensor	3.0L	Base	Intake	CPS8141HU-D
330Ci	Fuel Pump Module Assembly	3.0L	Base	SPECIAL ORDER ONLY	FUP3385-D
330Ci	HVAC Blower Motor Resistor	3.0L	Base		HVC2531
330Ci	Ignition Coil	3.0L	Base		IGC3804
330i	ABS Wheel Speed Sensor	3.0L	Base	W/ Harness, For vehicles w/o Dynamic stability control, Front, SPECIAL ORDER ONLY	ABS1504HU-D

Vehicle	Part Type	Engine Size	Trim	Note(s)	Part Number
<b>2001 BMW (cont'd)</b>					
330i	ABS Wheel Speed Sensor	3.0L	Base	W/ Harness, For vehicles w/ Dynamic stability control, Front, SPECIAL ORDER ONLY	ABS1505HU-D
330i	ABS Wheel Speed Sensor	3.0L	Base	W/ Harness, From 09/2000, Rear, Automatic, SPECIAL ORDER ONLY	ABS1507HU-D
330i	ABS Wheel Speed Sensor	3.0L	Base	Rear, Manual, SPECIAL ORDER ONLY	ABS1508HU-D
330i	ABS Wheel Speed Sensor	3.0L	Base	W/ Harness, To 09/2000, Rear, Automatic, SPECIAL ORDER ONLY	ABS1508HU-D
330i	Engine Camshaft Position Sensor	3.0L	Base	Intake	CPS8141HU-D
330i	Fuel Pump Module Assembly	3.0L	Base	SPECIAL ORDER ONLY	FUP3385-D
330i	HVAC Blower Motor Resistor	3.0L	Base		HVC2531
330i	Ignition Coil	3.0L	Base		IGC3804
330xi	Engine Camshaft Position Sensor	3.0L	Base	Intake	CPS8141HU-D
330xi	Fuel Pump Module Assembly	3.0L	Base	SPECIAL ORDER ONLY	FUP3385-D
330xi	HVAC Blower Motor Resistor	3.0L	Base		HVC2531
330xi	Ignition Coil	3.0L	Base		IGC3804
525i	ABS Wheel Speed Sensor	2.5L	Base	W/ Harness, Front, SPECIAL ORDER ONLY	ABS1501HU-D
525i	ABS Wheel Speed Sensor	2.5L	Base	W/ Harness, Rear, SPECIAL ORDER ONLY	ABS1512HU-D
525i	Engine Camshaft Position Sensor	2.5L	Base	Intake	CPS8141HU-D
525i	Fuel Pump Module Assembly	2.5L	Base	w/ OE No. 16 14 6 752 368	FUP3358
525i	HVAC Blower Motor Resistor	2.5L	Base		HVC2531
525i	Ignition Coil	2.5L	Base		IGC3804
525i	Mass Air Flow Sensor	2.5L	Base		MAF8931
530i	ABS Wheel Speed Sensor	3.0L	Base	W/ Harness, Front, SPECIAL ORDER ONLY	ABS1501HU-D

Vehicle	Part Type	Engine Size	Trim	Note(s)	Part Number
<b>2001 BMW (cont'd)</b>					
530i	ABS Wheel Speed Sensor	3.0L	Base	W/ Harness, Rear, SPECIAL ORDER ONLY	ABS1503HU-D
530i	Engine Camshaft Position Sensor	3.0L	Base	Intake	CPS8141HU-D
530i	Fuel Pump Module Assembly	3.0L	Base	w/ OE No. 16 14 6 752 368	FUP3358
530i	HVAC Blower Motor Resistor	3.0L	Base		HVC2531
530i	Ignition Coil	3.0L	Base		IGC3804
540i	ABS Wheel Speed Sensor	4.4L	Base	W/ Harness, Front, SPECIAL ORDER ONLY	ABS1501HU-D
540i	ABS Wheel Speed Sensor	4.4L	Base	W/ Harness, Rear, SPECIAL ORDER ONLY	ABS1503HU-D
540i	Fuel Pump Module Assembly	4.4L	Base	w/ OE No. 16 14 6 752 368	FUP3358
540i	HVAC Blower Motor Resistor	4.4L	Base		HVC2531
540i	Ignition Coil	4.4L	Base		IGC3804
540i	Mass Air Flow Sensor	4.4L	Base		MAF8932
740i	ABS Wheel Speed Sensor	4.4L	Base	W/ Harness, Rear, SPECIAL ORDER ONLY	ABS1513HU-D
740i	ABS Wheel Speed Sensor	4.4L	Base	W/ Harness, Front, SPECIAL ORDER ONLY	ABS1516HU-D
740i	Ignition Coil	4.4L	Base		IGC3804
740i	Mass Air Flow Sensor	4.4L	Base		MAF8932
740iL	ABS Wheel Speed Sensor	4.4L	Base	W/ Harness, Rear, SPECIAL ORDER ONLY	ABS1513HU-D
740iL	ABS Wheel Speed Sensor	4.4L	Base	W/ Harness, Front, SPECIAL ORDER ONLY	ABS1516HU-D
740iL	Ignition Coil	4.4L	Base		IGC3804
740iL	Mass Air Flow Sensor	4.4L	Base		MAF8932
750iL	ABS Wheel Speed Sensor	5.4L	Base	W/ Harness, Rear, SPECIAL ORDER ONLY	ABS1513HU-D
750iL	ABS Wheel Speed Sensor	5.4L	Base	W/ Harness, Front, SPECIAL ORDER ONLY	ABS1516HU-D
750iL	Ignition Coil	5.4L	Base		IGC3804



Vehicle	Part Type	Engine Size	Trim	Note(s)	Part Number
<b>2001 BMW (cont'd)</b>					
M3	ABS Wheel Speed Sensor	3.2L	Base	W/ Harness, Front, SPECIAL ORDER ONLY	ABS1504HU-D
M3	ABS Wheel Speed Sensor	3.2L	Base	W/ Harness, Rear, SPECIAL ORDER ONLY	ABS1508HU-D
M3	HVAC Blower Motor Resistor	3.2L	Base		HVC2531
M3	Ignition Coil	3.2L	Base		IGC3875
M5	ABS Wheel Speed Sensor	5.0L	Base	W/ Harness, Front, SPECIAL ORDER ONLY	ABS1501HU-D
M5	ABS Wheel Speed Sensor	5.0L	Base	W/ Harness, Rear, SPECIAL ORDER ONLY	ABS1503HU-D
M5	HVAC Blower Motor Resistor	5.0L	Base		HVC2531
M5	Ignition Coil	5.0L	Base		IGC3804
X5	ABS Wheel Speed Sensor	3.0L, 4.4L	3.0i, 4.4i	Front, SPECIAL ORDER ONLY	ABS1517HU-D
X5	ABS Wheel Speed Sensor	3.0L, 4.4L	3.0i, 4.4i	W/ Harness, Rear, SPECIAL ORDER ONLY	ABS1518HU-D
X5	Engine Camshaft Position Sensor	3.0L	3.0i	Intake	CPS8141HU-D
X5	HVAC Blower Motor Resistor	3.0L, 4.4L	3.0i, 4.4i		HVC2531
X5	Ignition Coil	3.0L, 4.4L	3.0i, 4.4i		IGC3804
X5	Mass Air Flow Sensor	4.4L	4.4i		MAF8932
Z3	ABS Wheel Speed Sensor	2.5L, 3.0L, 3.2L	3.0i, Coupe, M Coupe, M Roadster, Roadster	W/ Harness, Front, SPECIAL ORDER ONLY	ABS1509HU-D
Z3	Engine Camshaft Position Sensor	2.5L, 3.0L	3.0i, Coupe, Roadster	Intake	CPS8141HU-D
Z3	Ignition Coil	2.5L, 3.0L	3.0i, Coupe, Roadster		IGC3804
Z3	Ignition Coil	3.2L	M Coupe, M Roadster		IGC3875
Z3	Mass Air Flow Sensor	2.5L	Roadster		MAF8931
Z8	ABS Wheel Speed Sensor	5.0L	Base	W/ Harness, Rear, SPECIAL ORDER ONLY	ABS1513HU-D
Z8	Ignition Coil	5.0L	Base		IGC3804
<b>2002 BMW</b>					
320i	ABS Wheel Speed Sensor	2.2L	Base	W/ Harness, For vehicles w/o Dynamic stability control, Front, SPECIAL ORDER ONLY	ABS1504HU-D

Vehicle	Part Type	Engine Size	Trim	Note(s)	Part Number
<b>2002 BMW (cont'd)</b>					
320i	ABS Wheel Speed Sensor	2.2L	Base	W/ Harness, For vehicles w/ Dynamic stability control, Front, SPECIAL ORDER ONLY	ABS1505HU-D
320i	ABS Wheel Speed Sensor	2.2L	Base	W/ Harness, From 09/2001, Rear, SPECIAL ORDER ONLY	ABS1507HU-D
320i	ABS Wheel Speed Sensor	2.2L	Base	W/ Harness, To 09/2001, Rear, SPECIAL ORDER ONLY	ABS1508HU-D
320i	Fuel Pump Module Assembly	2.2L	Base	SPECIAL ORDER ONLY	FUP3385-D
320i	HVAC Blower Motor Resistor	2.2L	Base		HVC2531
320i	Mass Air Flow Sensor	2.2L	Base		MAF8931
325Ci	ABS Wheel Speed Sensor	2.5L	Base	W/ Harness, For vehicles w/o Dynamic stability control, Front, SPECIAL ORDER ONLY	ABS1504HU-D
325Ci	ABS Wheel Speed Sensor	2.5L	Base	W/ Harness, For vehicles w/ Dynamic stability control, Front, SPECIAL ORDER ONLY	ABS1505HU-D
325Ci	ABS Wheel Speed Sensor	2.5L	Base	W/ Harness, For vehicles w/ Dynamic stability control, Rear, SPECIAL ORDER ONLY	ABS1507HU-D
325Ci	ABS Wheel Speed Sensor	2.5L	Base	W/ Harness, For vehicles w/o Dynamic stability control, To 09/2001, Rear, SPECIAL ORDER ONLY	ABS1508HU-D
325Ci	Engine Camshaft Position Sensor	2.5L	Base	Intake	CPS8141HU-D
325Ci	Fuel Pump Module Assembly	2.5L	Base	SPECIAL ORDER ONLY	FUP3385-D
325Ci	HVAC Blower Motor Resistor	2.5L	Base		HVC2531
325Ci	Ignition Coil	2.5L	Base		IGC3804

Vehicle	Part Type	Engine Size	Trim	Note(s)	Part Number
<b>2002 BMW (cont'd)</b>					
325Ci	Mass Air Flow Sensor	2.5L	Base		MAF8931
325i	ABS Wheel Speed Sensor	2.5L	Base	W/ Harness, For vehicles w/o Dynamic stability control, Front, SPECIAL ORDER ONLY	ABS1504HU-D
325i	ABS Wheel Speed Sensor	2.5L	Base	W/ Harness, For vehicles w/ Dynamic stability control, Front, SPECIAL ORDER ONLY	ABS1505HU-D
325i	ABS Wheel Speed Sensor	2.5L	Base	W/ Harness, For vehicles w/ Dynamic stability control, Rear, SPECIAL ORDER ONLY	ABS1507HU-D
325i	ABS Wheel Speed Sensor	2.5L	Base	W/ Harness, For vehicles w/o Dynamic stability control, To 09/2001, Rear, SPECIAL ORDER ONLY	ABS1508HU-D
325i	Engine Camshaft Position Sensor	2.5L	Base	Intake	CPS8141HU-D
325i	Fuel Pump Module Assembly	2.5L	Base	SPECIAL ORDER ONLY	FUP3385-D
325i	HVAC Blower Motor Resistor	2.5L	Base		HVC2531
325i	Ignition Coil	2.5L	Base	GAS	IGC3875
325i	Mass Air Flow Sensor	2.5L	Base		MAF8931
325xi	Engine Camshaft Position Sensor	2.5L	Base	Intake	CPS8141HU-D
325xi	Fuel Pump Module Assembly	2.5L	Base	SPECIAL ORDER ONLY	FUP3385-D
325xi	HVAC Blower Motor Resistor	2.5L	Base		HVC2531
325xi	Ignition Coil	2.5L	Base	BOSCH;BREMI, To 09/2002	IGC3804
325xi	Ignition Coil	2.5L	Base	BOSCH, From 09/2002	IGC3875
325xi	Mass Air Flow Sensor	2.5L	Base		MAF8931

Vehicle	Part Type	Engine Size	Trim	Note(s)	Part Number
<b>2002 BMW (cont'd)</b>					
330Ci	ABS Wheel Speed Sensor	3.0L	Base	W/ Harness, For vehicles w/o Dynamic stability control, Front, SPECIAL ORDER ONLY	ABS1504HU-D
330Ci	ABS Wheel Speed Sensor	3.0L	Base	W/ Harness, For vehicles w/ Dynamic stability control, Front, SPECIAL ORDER ONLY	ABS1505HU-D
330Ci	ABS Wheel Speed Sensor	3.0L	Base	W/ Harness, Rear, Automatic, SPECIAL ORDER ONLY	ABS1507HU-D
330Ci	ABS Wheel Speed Sensor	3.0L	Base	Rear, Automatic, SPECIAL ORDER ONLY	ABS1508HU-D
330Ci	ABS Wheel Speed Sensor	3.0L	Base	Rear, Manual, SPECIAL ORDER ONLY	ABS1508HU-D
330Ci	Engine Camshaft Position Sensor	3.0L	Base	Intake	CPS8141HU-D
330Ci	Fuel Pump Module Assembly	3.0L	Base	SPECIAL ORDER ONLY	FUP3385-D
330Ci	HVAC Blower Motor Resistor	3.0L	Base		HVC2531
330Ci	Ignition Coil	3.0L	Base		IGC3804
330i	ABS Wheel Speed Sensor	3.0L	Base	W/ Harness, For vehicles w/o Dynamic stability control, Front, SPECIAL ORDER ONLY	ABS1504HU-D
330i	ABS Wheel Speed Sensor	3.0L	Base	W/ Harness, For vehicles w/ Dynamic stability control, Front, SPECIAL ORDER ONLY	ABS1505HU-D
330i	ABS Wheel Speed Sensor	3.0L	Base	W/ Harness, Rear, Automatic, SPECIAL ORDER ONLY	ABS1507HU-D
330i	ABS Wheel Speed Sensor	3.0L	Base	Rear, Automatic, SPECIAL ORDER ONLY	ABS1508HU-D
330i	ABS Wheel Speed Sensor	3.0L	Base	Rear, Manual, SPECIAL ORDER ONLY	ABS1508HU-D
330i	Engine Camshaft Position Sensor	3.0L	Base	Intake	CPS8141HU-D

Vehicle	Part Type	Engine Size	Trim	Note(s)	Part Number
<b>2002 BMW (cont'd)</b>					
330i	Fuel Pump Module Assembly	3.0L	Base	SPECIAL ORDER ONLY	FUP3385-D
330i	HVAC Blower Motor Resistor	3.0L	Base		HVC2531
330i	Ignition Coil	3.0L	Base		IGC3875
330xi	Engine Camshaft Position Sensor	3.0L	Base	Intake	CPS8141HU-D
330xi	Fuel Pump Module Assembly	3.0L	Base	SPECIAL ORDER ONLY	FUP3385-D
330xi	HVAC Blower Motor Resistor	3.0L	Base		HVC2531
330xi	Ignition Coil	3.0L	Base		IGC3804
525i	ABS Wheel Speed Sensor	2.5L	Base	W/ Harness, Front, Sedan, SPECIAL ORDER ONLY	ABS1501HU-D
525i	ABS Wheel Speed Sensor	2.5L	Base	W/ Harness, Front, Wagon, SPECIAL ORDER ONLY	ABS1501HU-D
525i	ABS Wheel Speed Sensor	2.5L	Base	W/ Harness, Rear, Sedan, SPECIAL ORDER ONLY	ABS1503HU-D
525i	ABS Wheel Speed Sensor	2.5L	Base	W/ Harness, Rear, Wagon, SPECIAL ORDER ONLY	ABS1512HU-D
525i	ABS Wheel Speed Sensor	2.5L	Base	Front, Sedan	ABS1521
525i	Engine Camshaft Position Sensor	2.5L	Base	Intake	CPS8141HU-D
525i	Fuel Pump Module Assembly	2.5L	Base	w/ OE No. 16 14 6 752 368	FUP3358
525i	HVAC Blower Motor Resistor	2.5L	Base		HVC2531
525i	Ignition Coil	2.5L	Base		IGC3804
525i	Mass Air Flow Sensor	2.5L	Base		MAF8931
530i	ABS Wheel Speed Sensor	3.0L	Base	W/ Harness, Front, SPECIAL ORDER ONLY	ABS1501HU-D
530i	ABS Wheel Speed Sensor	3.0L	Base	W/ Harness, Rear, SPECIAL ORDER ONLY	ABS1503HU-D
530i	ABS Wheel Speed Sensor	3.0L	Base	Front	ABS1521
530i	Engine Camshaft Position Sensor	3.0L	Base	Intake	CPS8141HU-D
530i	Fuel Pump Module Assembly	3.0L	Base	w/ OE No. 16 14 6 752 368	FUP3358
530i	HVAC Blower Motor Resistor	3.0L	Base		HVC2531
530i	Ignition Coil	3.0L	Base		IGC3804

Vehicle	Part Type	Engine Size	Trim	Note(s)	Part Number
<b>2002 BMW (cont'd)</b>					
540i	ABS Wheel Speed Sensor	4.4L	Base	W/ Harness, Front, SPECIAL ORDER ONLY	ABS1501HU-D
540i	ABS Wheel Speed Sensor	4.4L	Base	W/ Harness, Rear, SPECIAL ORDER ONLY	ABS1503HU-D
540i	Fuel Pump Module Assembly	4.4L	Base	w/ OE No. 16 14 6 752 368	FUP3358
540i	HVAC Blower Motor Resistor	4.4L	Base		HVC2531
540i	Ignition Coil	4.4L	Base		IGC3804
540i	Mass Air Flow Sensor	4.4L	Base		MAF8932
745i	Ignition Coil	4.4L	Base		IGC3825
745Li	Ignition Coil	4.4L	Base		IGC3825
M3	ABS Wheel Speed Sensor	3.2L	Base	W/ Harness, Front, SPECIAL ORDER ONLY	ABS1504HU-D
M3	ABS Wheel Speed Sensor	3.2L	Base	W/ Harness, Rear, SPECIAL ORDER ONLY	ABS1508HU-D
M3	HVAC Blower Motor Resistor	3.2L	Base		HVC2531
M3	Ignition Coil	3.2L	Base		IGC3875
M5	ABS Wheel Speed Sensor	5.0L	Base	W/ Harness, Front, SPECIAL ORDER ONLY	ABS1501HU-D
M5	ABS Wheel Speed Sensor	5.0L	Base	W/ Harness, Rear, SPECIAL ORDER ONLY	ABS1503HU-D
M5	HVAC Blower Motor Resistor	5.0L	Base		HVC2531
M5	Ignition Coil	5.0L	Base		IGC3804
X5	ABS Wheel Speed Sensor	3.0L, 4.4L, 4.6L	3.0i, 4.4i, 4.4i Lujo, 4.4i Top Line, 4.6is	Front, SPECIAL ORDER ONLY	ABS1517HU-D
X5	ABS Wheel Speed Sensor	3.0L, 4.4L, 4.6L	3.0i, 4.4i, 4.4i Lujo, 4.4i Top Line, 4.6is	W/ Harness, Rear, SPECIAL ORDER ONLY	ABS1518HU-D
X5	Engine Camshaft Position Sensor	3.0L	3.0i	Intake	CPS8141HU-D
X5	HVAC Blower Motor Resistor	3.0L, 4.4L, 4.6L	3.0i, 4.4i, 4.4i Lujo, 4.4i Top Line, 4.6is		HVC2531
X5	Ignition Coil	3.0L, 4.4L, 4.6L	3.0i, 4.4i, 4.4i Lujo, 4.4i Top Line, 4.6is		IGC3804
X5	Mass Air Flow Sensor	4.4L, 4.6L	4.4i, 4.6is		MAF8932

Vehicle	Part Type	Engine Size	Trim	Note(s)	Part Number
<b>2002 BMW (cont'd)</b>					
Z3	ABS Wheel Speed Sensor	2.5L, 3.0L	3.0i, Coupe, Roadster	W/ Harness, For vehicles w/o Dynamic stability control, Front, SPECIAL ORDER ONLY	ABS1509HU-D
Z3	ABS Wheel Speed Sensor	3.2L	M Coupe, M Roadster	W/ Harness, Front, SPECIAL ORDER ONLY	ABS1509HU-D
Z3	Engine Camshaft Position Sensor	2.5L, 3.0L	3.0i, Coupe, Roadster	Intake	CPS8141HU-D
Z3	Ignition Coil	2.5L, 3.0L	3.0i, Coupe, Roadster		IGC3804
Z3	Ignition Coil	3.2L	M Coupe, M Roadster		IGC3875
Z3	Mass Air Flow Sensor	2.5L	Roadster		MAF8931
Z8	ABS Wheel Speed Sensor	5.0L	Base	W/ Harness, Rear, SPECIAL ORDER ONLY	ABS1513HU-D
Z8	Ignition Coil	5.0L	Base		IGC3804
<b>2003 BMW</b>					
320i	ABS Wheel Speed Sensor	2.2L	Base	W/ Harness, For vehicles w/o Dynamic stability control, Front, SPECIAL ORDER ONLY	ABS1504HU-D
320i	ABS Wheel Speed Sensor	2.2L	Base	W/ Harness, For vehicles w/ Dynamic stability control, Front, SPECIAL ORDER ONLY	ABS1505HU-D
320i	ABS Wheel Speed Sensor	2.2L	Base	W/ Harness, Rear, SPECIAL ORDER ONLY	ABS1507HU-D
320i	Fuel Pump Module Assembly	2.2L	Base	SPECIAL ORDER ONLY	FUP3385-D
320i	HVAC Blower Motor Resistor	2.2L	Base		HVC2531
320i	Ignition Coil	2.2L	Base	BREMI	IGC3825
320i	Mass Air Flow Sensor	2.2L	Base		MAF8931
325Ci	ABS Wheel Speed Sensor	2.5L	Base	W/ Harness, For vehicles w/o Dynamic stability control, Front, SPECIAL ORDER ONLY	ABS1504HU-D

Vehicle	Part Type	Engine Size	Trim	Note(s)	Part Number
<b>2003 BMW (cont'd)</b>					
325Ci	ABS Wheel Speed Sensor	2.5L	Base	W/ Harness, For vehicles w/ Dynamic stability control, Front, SPECIAL ORDER ONLY	ABS1505HU-D
325Ci	ABS Wheel Speed Sensor	2.5L	Base	W/ Harness, Rear, SPECIAL ORDER ONLY	ABS1507HU-D
325Ci	Engine Camshaft Position Sensor	2.5L	Base	Intake	CPS8141HU-D
325Ci	Fuel Pump Module Assembly	2.5L	Base	SPECIAL ORDER ONLY	FUP3385-D
325Ci	HVAC Blower Motor Resistor	2.5L	Base		HVC2531
325Ci	Ignition Coil	2.5L	Base	GAS	IGC3875
325Ci	Mass Air Flow Sensor	2.5L	Base	To 03/2003, M54	MAF8931
325i	ABS Wheel Speed Sensor	2.5L	Base	W/ Harness, For vehicles w/o Dynamic stability control, Front, SPECIAL ORDER ONLY	ABS1504HU-D
325i	ABS Wheel Speed Sensor	2.5L	Base	W/ Harness, For vehicles w/ Dynamic stability control, Front, SPECIAL ORDER ONLY	ABS1505HU-D
325i	ABS Wheel Speed Sensor	2.5L	Base	W/ Harness, Rear, SPECIAL ORDER ONLY	ABS1507HU-D
325i	Engine Camshaft Position Sensor	2.5L	Base	Intake	CPS8141HU-D
325i	Fuel Pump Module Assembly	2.5L	Base	SPECIAL ORDER ONLY	FUP3385-D
325i	HVAC Blower Motor Resistor	2.5L	Base		HVC2531
325i	Ignition Coil	2.5L	Base	GAS	IGC3875
325i	Mass Air Flow Sensor	2.5L	Base	To 03/2003	MAF8931
325xi	Engine Camshaft Position Sensor	2.5L	Base	Intake	CPS8141HU-D
325xi	Fuel Pump Module Assembly	2.5L	Base	SPECIAL ORDER ONLY	FUP3385-D
325xi	HVAC Blower Motor Resistor	2.5L	Base		HVC2531
325xi	Ignition Coil	2.5L	Base	GAS	IGC3875
325xi	Mass Air Flow Sensor	2.5L	Base		MAF8931



Vehicle	Part Type	Engine Size	Trim	Note(s)	Part Number
<b>2003 BMW (cont'd)</b>					
330Ci	ABS Wheel Speed Sensor	3.0L	Base	W/ Harness, Front, SPECIAL ORDER ONLY	ABS1505HU-D
330Ci	ABS Wheel Speed Sensor	3.0L	Base	W/ Harness, Rear, Automatic, SPECIAL ORDER ONLY	ABS1507HU-D
330Ci	Engine Camshaft Position Sensor	3.0L	Base	Intake	CPS8141HU-D
330Ci	Fuel Pump Module Assembly	3.0L	Base	SPECIAL ORDER ONLY	FUP3385-D
330Ci	HVAC Blower Motor Resistor	3.0L	Base		HVC2531
330Ci	Ignition Coil	3.0L	Base	GAS	IGC3875
330i	ABS Wheel Speed Sensor	3.0L	Base	W/ Harness, For vehicles w/o Dynamic stability control, Front, SPECIAL ORDER ONLY	ABS1504HU-D
330i	ABS Wheel Speed Sensor	3.0L	Base	W/ Harness, For vehicles w/ Dynamic stability control, Front, SPECIAL ORDER ONLY	ABS1505HU-D
330i	ABS Wheel Speed Sensor	3.0L	Base	W/ Harness, Rear, Automatic, SPECIAL ORDER ONLY	ABS1507HU-D
330i	Engine Camshaft Position Sensor	3.0L	Base	Intake	CPS8141HU-D
330i	Fuel Pump Module Assembly	3.0L	Base	SPECIAL ORDER ONLY	FUP3385-D
330i	HVAC Blower Motor Resistor	3.0L	Base		HVC2531
330i	Ignition Coil	3.0L	Base	GAS	IGC3875
330xi	Engine Camshaft Position Sensor	3.0L	Base	Intake	CPS8141HU-D
330xi	Fuel Pump Module Assembly	3.0L	Base	SPECIAL ORDER ONLY	FUP3385-D
330xi	HVAC Blower Motor Resistor	3.0L	Base		HVC2531
330xi	Ignition Coil	3.0L	Base	GAS	IGC3875
525i	ABS Wheel Speed Sensor	2.5L	Base	W/ Harness, Front, Sedan, SPECIAL ORDER ONLY	ABS1501HU-D
525i	ABS Wheel Speed Sensor	2.5L	Base	W/ Harness, Front, Wagon, SPECIAL ORDER ONLY	ABS1501HU-D

Vehicle	Part Type	Engine Size	Trim	Note(s)	Part Number
<b>2003 BMW (cont'd)</b>					
525i	ABS Wheel Speed Sensor	2.5L	Base	W/ Harness, Rear, Sedan, SPECIAL ORDER ONLY	ABS1503HU-D
525i	ABS Wheel Speed Sensor	2.5L	Base	W/ Harness, Rear, Wagon, SPECIAL ORDER ONLY	ABS1512HU-D
525i	ABS Wheel Speed Sensor	2.5L	Base	Front, Sedan	ABS1521
525i	Engine Camshaft Position Sensor	2.5L	Base	Intake	CPS8141HU-D
525i	Fuel Pump Module Assembly	2.5L	Base	w/ OE No. 16 14 6 752 368	FUP3358
525i	HVAC Blower Motor Resistor	2.5L	Base		HVC2531
525i	Ignition Coil	2.5L	Base	GAS	IGC3875
525i	Mass Air Flow Sensor	2.5L	Base		MAF8931
530i	ABS Wheel Speed Sensor	3.0L	Base	W/ Harness, Front, SPECIAL ORDER ONLY	ABS1501HU-D
530i	ABS Wheel Speed Sensor	3.0L	Base	W/ Harness, Rear, SPECIAL ORDER ONLY	ABS1503HU-D
530i	ABS Wheel Speed Sensor	3.0L	Base	Front	ABS1521
530i	Engine Camshaft Position Sensor	3.0L	Base	Intake	CPS8141HU-D
530i	Fuel Pump Module Assembly	3.0L	Base	w/ OE No. 16 14 6 752 368	FUP3358
530i	HVAC Blower Motor Resistor	3.0L	Base		HVC2531
530i	Ignition Coil	3.0L	Base	GAS	IGC3875
540i	ABS Wheel Speed Sensor	4.4L	Base	W/ Harness, Front, SPECIAL ORDER ONLY	ABS1501HU-D
540i	ABS Wheel Speed Sensor	4.4L	Base	W/ Harness, Rear, SPECIAL ORDER ONLY	ABS1503HU-D
540i	Fuel Pump Module Assembly	4.4L	Base	w/ OE No. 16 14 6 752 368	FUP3358
540i	HVAC Blower Motor Resistor	4.4L	Base		HVC2531
540i	Ignition Coil	4.4L	Base		IGC3804
540i	Mass Air Flow Sensor	4.4L	Base		MAF8932
745i	ABS Wheel Speed Sensor	4.4L	Base	With Harness, From 03/2003, Front, 4-Wheel ABS	ABS1523
745i	Ignition Coil	4.4L	Base		IGC3825

Vehicle	Part Type	Engine Size	Trim	Note(s)	Part Number
<b>2003 BMW (cont'd)</b>					
745Li	ABS Wheel Speed Sensor	4.4L	Base	With Harness, From 03/2003, Front, 4-Wheel ABS	ABS1523
745Li	Ignition Coil	4.4L	Base		IGC3825
760Li	ABS Wheel Speed Sensor	6.0L	Base	With Harness, From 03/2003, Front, 4-Wheel ABS	ABS1523
760Li	Ignition Coil	6.0L	Base		IGC3825
M3	ABS Wheel Speed Sensor	3.2L	Base	W/ Harness, To 09/2002, Front, SPECIAL ORDER ONLY	ABS1504HU-D
M3	ABS Wheel Speed Sensor	3.2L	Base	W/ Harness, From 09/2002, Front, SPECIAL ORDER ONLY	ABS1505HU-D
M3	ABS Wheel Speed Sensor	3.2L	Base	W/ Harness, From 09/2002, Rear, SPECIAL ORDER ONLY	ABS1507HU-D
M3	ABS Wheel Speed Sensor	3.2L	Base	W/ Harness, To 09/2002, Rear, SPECIAL ORDER ONLY	ABS1508HU-D
M3	HVAC Blower Motor Resistor	3.2L	Base		HVC2531
M3	Ignition Coil	3.2L	Base		IGC3875
M5	ABS Wheel Speed Sensor	5.0L	Base	W/ Harness, Front, SPECIAL ORDER ONLY	ABS1501HU-D
M5	ABS Wheel Speed Sensor	5.0L	Base	W/ Harness, Rear, SPECIAL ORDER ONLY	ABS1503HU-D
M5	HVAC Blower Motor Resistor	5.0L	Base		HVC2531
M5	Ignition Coil	5.0L	Base		IGC3804
X5	ABS Wheel Speed Sensor	3.0L, 4.4L, 4.6L	3.0i, 4.4i, 4.4i Formula 1, 4.4i Lujo, 4.4i Top Line, 4.6is	Front, SPECIAL ORDER ONLY	ABS1517HU-D
X5	ABS Wheel Speed Sensor	3.0L, 4.4L, 4.6L	3.0i, 4.4i, 4.4i Formula 1, 4.4i Lujo, 4.4i Top Line, 4.6is	W/ Harness, Rear, SPECIAL ORDER ONLY	ABS1518HU-D
X5	Engine Camshaft Position Sensor	3.0L	3.0i	Intake	CPS8141HU-D
X5	HVAC Blower Motor Resistor	3.0L, 4.4L, 4.6L	3.0i, 4.4i, 4.4i Formula 1, 4.4i Lujo, 4.4i Top Line, 4.6is		HVC2531
X5	Ignition Coil	4.6L	4.6is		IGC3804

Vehicle	Part Type	Engine Size	Trim	Note(s)	Part Number
<b>2003 BMW (cont'd)</b>					
X5	Ignition Coil	4.4L	4.4i, 4.4i Formula 1, 4.4i Lujo, 4.4i Top Line		IGC3825
X5	Ignition Coil	3.0L	3.0i	GAS	IGC3875
X5	Mass Air Flow Sensor	4.4L, 4.6L	4.4i, 4.6is		MAF8932
Z4	ABS Wheel Speed Sensor	2.5L, 3.0L	2.5i, 3.0i	W/ Harness, Front, SPECIAL ORDER ONLY	ABS1505HU-D
Z4	Engine Camshaft Position Sensor	2.5L, 3.0L	2.5i, 3.0i	Intake	CPS8141HU-D
Z4	Ignition Coil	2.5L, 3.0L	2.5i, 3.0i	GAS	IGC3875
Z8	ABS Wheel Speed Sensor	4.8L	Alpina	W/ Harness, Front, SPECIAL ORDER ONLY	ABS1513HU-D
Z8	ABS Wheel Speed Sensor	5.0L	Base	W/ Harness, Rear, SPECIAL ORDER ONLY	ABS1513HU-D
Z8	Ignition Coil	5.0L	Base		IGC3804
Z8	Mass Air Flow Sensor	4.8L	Alpina		MAF8932
<b>2004 BMW</b>					
320i	ABS Wheel Speed Sensor	2.2L	Base	W/ Harness, For vehicles w/o Dynamic stability control, Front, SPECIAL ORDER ONLY	ABS1504HU-D
320i	ABS Wheel Speed Sensor	2.2L	Base	W/ Harness, For vehicles w/ Dynamic stability control, Front, SPECIAL ORDER ONLY	ABS1505HU-D
320i	ABS Wheel Speed Sensor	2.2L	Base	W/ Harness, Rear, SPECIAL ORDER ONLY	ABS1507HU-D
320i	Fuel Pump Module Assembly	2.2L	Base	SPECIAL ORDER ONLY	FUP3385-D
320i	HVAC Blower Motor Resistor	2.2L	Base		HVC2531
320i	Ignition Coil	2.2L	Base	BREMI	IGC3825
320i	Mass Air Flow Sensor	2.2L	Base		MAF8931
325Ci	ABS Wheel Speed Sensor	2.5L	Base	W/ Harness, For vehicles w/o Dynamic stability control, Front, SPECIAL ORDER ONLY	ABS1504HU-D

Vehicle	Part Type	Engine Size	Trim	Note(s)	Part Number
<b>2004 BMW (cont'd)</b>					
325Ci	ABS Wheel Speed Sensor	2.5L	Base	W/ Harness, For vehicles w/ Dynamic stability control, Front, SPECIAL ORDER ONLY	ABS1505HU-D
325Ci	ABS Wheel Speed Sensor	2.5L	Base	W/ Harness, Rear, SPECIAL ORDER ONLY	ABS1507HU-D
325Ci	Engine Camshaft Position Sensor	2.5L	Base	Intake	CPS8141HU-D
325Ci	Fuel Pump Module Assembly	2.5L	Base	SPECIAL ORDER ONLY	FUP3385-D
325Ci	HVAC Blower Motor Resistor	2.5L	Base		HVC2531
325Ci	Ignition Coil	2.5L	Base	GAS	IGC3875
325i	ABS Wheel Speed Sensor	2.5L	Base	W/ Harness, For vehicles w/o Dynamic stability control, Front, SPECIAL ORDER ONLY	ABS1504HU-D
325i	ABS Wheel Speed Sensor	2.5L	Base	W/ Harness, For vehicles w/ Dynamic stability control, Front, SPECIAL ORDER ONLY	ABS1505HU-D
325i	ABS Wheel Speed Sensor	2.5L	Base	W/ Harness, Rear, SPECIAL ORDER ONLY	ABS1507HU-D
325i	Engine Camshaft Position Sensor	2.5L	Base	Intake	CPS8141HU-D
325i	Fuel Pump Module Assembly	2.5L	Base	SPECIAL ORDER ONLY	FUP3385-D
325i	HVAC Blower Motor Resistor	2.5L	Base		HVC2531
325i	Ignition Coil	2.5L	Base	GAS	IGC3875
325i	Mass Air Flow Sensor	2.5L	Base	M54	MAF8931
325xi	Engine Camshaft Position Sensor	2.5L	Base	Intake	CPS8141HU-D
325xi	Fuel Pump Module Assembly	2.5L	Base	SPECIAL ORDER ONLY	FUP3385-D
325xi	HVAC Blower Motor Resistor	2.5L	Base		HVC2531
325xi	Ignition Coil	2.5L	Base	GAS	IGC3875
325xi	Mass Air Flow Sensor	2.5L	Base		MAF8931

Vehicle	Part Type	Engine Size	Trim	Note(s)	Part Number
<b>2004 BMW (cont'd)</b>					
330Ci	ABS Wheel Speed Sensor	3.0L	Base	W/ Harness, Front, SPECIAL ORDER ONLY	ABS1505HU-D
330Ci	ABS Wheel Speed Sensor	3.0L	Base	W/ Harness, Rear, Automatic, SPECIAL ORDER ONLY	ABS1507HU-D
330Ci	Engine Camshaft Position Sensor	3.0L	Base	Intake	CPS8141HU-D
330Ci	Fuel Pump Module Assembly	3.0L	Base	SPECIAL ORDER ONLY	FUP3385-D
330Ci	HVAC Blower Motor Resistor	3.0L	Base		HVC2531
330Ci	Ignition Coil	3.0L	Base	GAS	IGC3875
330i	ABS Wheel Speed Sensor	3.0L	Base	W/ Harness, For vehicles w/o Dynamic stability control, Front, SPECIAL ORDER ONLY	ABS1504HU-D
330i	ABS Wheel Speed Sensor	3.0L	Base	W/ Harness, For vehicles w/ Dynamic stability control, Front, SPECIAL ORDER ONLY	ABS1505HU-D
330i	ABS Wheel Speed Sensor	3.0L	Base	W/ Harness, Rear, Automatic, SPECIAL ORDER ONLY	ABS1507HU-D
330i	Engine Camshaft Position Sensor	3.0L	Base	Intake	CPS8141HU-D
330i	Fuel Pump Module Assembly	3.0L	Base	SPECIAL ORDER ONLY	FUP3385-D
330i	HVAC Blower Motor Resistor	3.0L	Base		HVC2531
330i	Ignition Coil	3.0L	Base	GAS	IGC3875
330xi	Engine Camshaft Position Sensor	3.0L	Base	Intake	CPS8141HU-D
330xi	Fuel Pump Module Assembly	3.0L	Base	SPECIAL ORDER ONLY	FUP3385-D
330xi	HVAC Blower Motor Resistor	3.0L	Base		HVC2531
330xi	Ignition Coil	3.0L	Base	GAS	IGC3875
525i	ABS Wheel Speed Sensor	2.5L	Base	Front	ABS1521
525i	ABS Wheel Speed Sensor	2.5L	Base	W/ Harness, Rear, SPECIAL ORDER ONLY	ABS1522HU-D
525i	Voltage Regulator	2.5L	Base	SPECIAL ORDER ONLY	ALR0643HU-D

Vehicle	Part Type	Engine Size	Trim	Note(s)	Part Number
<b>2004 BMW (cont'd)</b>					
525i	Engine Camshaft Position Sensor	2.5L	Base	Intake	CPS8141HU-D
525i	Ignition Coil	2.5L	Base	GAS	IGC3875
530i	ABS Wheel Speed Sensor	3.0L	Base	Front	ABS1521
530i	ABS Wheel Speed Sensor	3.0L	Base	W/ Harness, Rear, SPECIAL ORDER ONLY	ABS1522HU-D
530i	Voltage Regulator	3.0L	Base	SPECIAL ORDER ONLY	ALR0643HU-D
530i	Engine Camshaft Position Sensor	3.0L	Base	Intake	CPS8141HU-D
530i	Ignition Coil	3.0L	Base	GAS	IGC3875
545i	ABS Wheel Speed Sensor	4.4L	Base	Front	ABS1521
545i	ABS Wheel Speed Sensor	4.4L	Base	W/ Harness, Rear, SPECIAL ORDER ONLY	ABS1522HU-D
545i	Voltage Regulator	4.4L	Base	180A / VALEO, SPECIAL ORDER ONLY	ALR0637HU-D
545i	Ignition Coil	4.4L	Base		IGC3825
645Ci	ABS Wheel Speed Sensor	4.4L	Base	Front	ABS1521
645Ci	ABS Wheel Speed Sensor	4.4L	Base	W/ Harness, Rear, SPECIAL ORDER ONLY	ABS1522HU-D
645Ci	Voltage Regulator	4.4L	Base	180A / VALEO, SPECIAL ORDER ONLY	ALR0637HU-D
645Ci	Ignition Coil	4.4L	Base		IGC3825
745i	ABS Wheel Speed Sensor	4.4L	Base	With Harness, Front, 4-Wheel ABS	ABS1523
745i	Ignition Coil	4.4L	Base		IGC3825
745Li	ABS Wheel Speed Sensor	4.4L	Base	With Harness, Front, 4-Wheel ABS	ABS1523
745Li	Ignition Coil	4.4L	Base		IGC3825
760i	ABS Wheel Speed Sensor	6.0L	Base	With Harness, Front, 4-Wheel ABS	ABS1523
760i	Ignition Coil	6.0L	Base		IGC3825
760Li	ABS Wheel Speed Sensor	6.0L	Base	With Harness, Front, 4-Wheel ABS	ABS1523
760Li	Ignition Coil	6.0L	Base		IGC3825
M3	ABS Wheel Speed Sensor	3.2L	Base	W/ Harness, Front, SPECIAL ORDER ONLY	ABS1505HU-D

Vehicle	Part Type	Engine Size	Trim	Note(s)	Part Number
<b>2004 BMW (cont'd)</b>					
M3	ABS Wheel Speed Sensor	3.2L	Base	W/ Harness, Rear, SPECIAL ORDER ONLY	ABS1507HU-D
M3	ABS Wheel Speed Sensor	3.2L	Base	Rear, SPECIAL ORDER ONLY	ABS1508HU-D
M3	HVAC Blower Motor Resistor	3.2L	Base		HVC2531
M3	Ignition Coil	3.2L	Base		IGC3875
X3	ABS Wheel Speed Sensor	2.5L, 3.0L	2.5i, 3.0i	W/ Harness, Front, SPECIAL ORDER ONLY	ABS1528HU-D
X3	Voltage Regulator	2.5L, 3.0L	2.5i, 3.0i	SPECIAL ORDER ONLY	ALR0643HU-D
X3	Engine Camshaft Position Sensor	2.5L, 3.0L	2.5i, 3.0i	Intake	CPS8141HU-D
X3	HVAC Blower Motor Resistor	2.5L, 3.0L	2.5i, 3.0i		HVC2531
X3	Ignition Coil	2.5L, 3.0L	2.5i, 3.0i	GAS	IGC3875
X5	ABS Wheel Speed Sensor	3.0L	3.0i	W/ Harness, To 10/2003, Rear, 4-Wheel ABS, SPECIAL ORDER ONLY	ABS1518HU-D
X5	ABS Wheel Speed Sensor	3.0L, 4.4L, 4.8L	3.0i, 4.4i, 4.4i Formula 1, 4.4i Lujo, 4.4i Top Line, 4.8is	Front, SPECIAL ORDER ONLY	ABS1524HU-D
X5	ABS Wheel Speed Sensor	3.0L	3.0i	From 10/2003, With OE No. 34 52 6 771 705, Rear, 4-Wheel ABS	ABS1525
X5	ABS Wheel Speed Sensor	4.4L, 4.8L	4.4i, 4.4i Formula 1, 4.4i Lujo, 4.4i Top Line, 4.8is	With OE No. 34 52 6 771 705, Rear, 4-Wheel ABS	ABS1525
X5	Voltage Regulator	4.4L, 4.8L	4.4i, 4.4i Formula 1, 4.4i Lujo, 4.4i Top Line, 4.8is	180A / VALEO, SPECIAL ORDER ONLY	ALR0637HU-D
X5	Engine Camshaft Position Sensor	3.0L	3.0i	Intake	CPS8141HU-D
X5	HVAC Blower Motor Resistor	3.0L, 4.4L, 4.8L	3.0i, 4.4i, 4.4i Formula 1, 4.4i Lujo, 4.4i Top Line, 4.8is		HVC2531
X5	Ignition Coil	4.4L, 4.8L	4.4i, 4.4i Formula 1, 4.4i Lujo, 4.4i Top Line, 4.8is		IGC3825
X5	Ignition Coil	3.0L	3.0i		IGC4049-HU
Z4	ABS Wheel Speed Sensor	2.5L, 3.0L	2.5i, 3.0i	W/ Harness, Front, SPECIAL ORDER ONLY	ABS1505HU-D
Z4	Engine Camshaft Position Sensor	2.5L, 3.0L	2.5i, 3.0i	Intake	CPS8141HU-D
Z4	Ignition Coil	2.5L, 3.0L	2.5i, 3.0i	GAS	IGC3875



Vehicle	Part Type	Engine Size	Trim	Note(s)	Part Number
<b>2005 BMW</b>					
320i	ABS Wheel Speed Sensor	2.2L	Base	W/ Harness, For vehicles w/o Dynamic stability control, Front, SPECIAL ORDER ONLY	ABS1504HU-D
320i	ABS Wheel Speed Sensor	2.2L	Base	W/ Harness, For vehicles w/ Dynamic stability control, Front, SPECIAL ORDER ONLY	ABS1505HU-D
320i	ABS Wheel Speed Sensor	2.2L	Base	W/ Harness, Rear, SPECIAL ORDER ONLY	ABS1507HU-D
320i	HVAC Blower Motor Resistor	2.2L	Base		HVC2531
320i	Ignition Coil	2.2L	Base	GAS	IGC3875
320i	Mass Air Flow Sensor	2.2L	Base		MAF8931
325Ci	ABS Wheel Speed Sensor	2.5L	Base	W/ Harness, For vehicles w/o Dynamic stability control, Front, SPECIAL ORDER ONLY	ABS1504HU-D
325Ci	ABS Wheel Speed Sensor	2.5L	Base	W/ Harness, For vehicles w/ Dynamic stability control, Front, SPECIAL ORDER ONLY	ABS1505HU-D
325Ci	ABS Wheel Speed Sensor	2.5L	Base	W/ Harness, Rear, SPECIAL ORDER ONLY	ABS1507HU-D
325Ci	Engine Camshaft Position Sensor	2.5L	Base	Intake	CPS8141HU-D
325Ci	Fuel Pump Module Assembly	2.5L	Base	SPECIAL ORDER ONLY	FUP3385-D
325Ci	HVAC Blower Motor Resistor	2.5L	Base		HVC2531
325Ci	Ignition Coil	2.5L	Base	GAS	IGC3875
325i	ABS Wheel Speed Sensor	2.5L	Base	W/ Harness, For vehicles w/o Dynamic stability control, Front, SPECIAL ORDER ONLY	ABS1504HU-D

Vehicle	Part Type	Engine Size	Trim	Note(s)	Part Number
<b>2005 BMW (cont'd)</b>					
325i	ABS Wheel Speed Sensor	2.5L	Base	W/ Harness, For vehicles w/ Dynamic stability control, Front, SPECIAL ORDER ONLY	ABS1505HU-D
325i	ABS Wheel Speed Sensor	2.5L	Base	W/ Harness, Rear, SPECIAL ORDER ONLY	ABS1507HU-D
325i	Engine Camshaft Position Sensor	2.5L	Base	Intake	CPS8141HU-D
325i	Fuel Pump Module Assembly	2.5L	Base	SPECIAL ORDER ONLY	FUP3385-D
325i	HVAC Blower Motor Resistor	2.5L	Base		HVC2531
325i	Ignition Coil	2.5L	Base	GAS	IGC3875
325i	Mass Air Flow Sensor	2.5L	Base	M54, Sedan	MAF8931
325i	Mass Air Flow Sensor	2.5L	Base	M54, Wagon	MAF8931
325xi	Engine Camshaft Position Sensor	2.5L	Base	Intake	CPS8141HU-D
325xi	Fuel Pump Module Assembly	2.5L	Base	SPECIAL ORDER ONLY	FUP3385-D
325xi	HVAC Blower Motor Resistor	2.5L	Base		HVC2531
325xi	Ignition Coil	2.5L	Base	GAS	IGC3875
325xi	Mass Air Flow Sensor	2.5L	Base		MAF8931
330Ci	ABS Wheel Speed Sensor	3.0L	Base, M	W/ Harness, Front, SPECIAL ORDER ONLY	ABS1505HU-D
330Ci	ABS Wheel Speed Sensor	3.0L	Base, M	W/ Harness, Rear, Automatic, SPECIAL ORDER ONLY	ABS1507HU-D
330Ci	Engine Camshaft Position Sensor	3.0L	Base, M	Intake	CPS8141HU-D
330Ci	Fuel Pump Module Assembly	3.0L	Base, M	SPECIAL ORDER ONLY	FUP3385-D
330Ci	HVAC Blower Motor Resistor	3.0L	Base, M		HVC2531
330Ci	Ignition Coil	3.0L	Base, M	GAS	IGC3875
330i	ABS Wheel Speed Sensor	3.0L	Base, M	W/ Harness, For vehicles w/o Dynamic stability control, Front, SPECIAL ORDER ONLY	ABS1504HU-D

Vehicle	Part Type	Engine Size	Trim	Note(s)	Part Number
<b>2005 BMW (cont'd)</b>					
330i	ABS Wheel Speed Sensor	3.0L	Base, M	W/ Harness, For vehicles w/ Dynamic stability control, Front, SPECIAL ORDER ONLY	ABS1505HU-D
330i	ABS Wheel Speed Sensor	3.0L	Base, M	W/ Harness, Rear, Automatic, SPECIAL ORDER ONLY	ABS1507HU-D
330i	Engine Camshaft Position Sensor	3.0L	Base, M	Intake	CPS8141HU-D
330i	Fuel Pump Module Assembly	3.0L	Base, M	SPECIAL ORDER ONLY	FUP3385-D
330i	HVAC Blower Motor Resistor	3.0L	Base, M		HVC2531
330i	Ignition Coil	3.0L	Base, M	GAS	IGC3875
330xi	Engine Camshaft Position Sensor	3.0L	Base		CPS8141HU-D
330xi	HVAC Blower Motor Resistor	3.0L	Base		HVC2531
330xi	Ignition Coil	3.0L	Base	GAS	IGC3875
525i	ABS Wheel Speed Sensor	2.5L	Base	Front	ABS1521
525i	ABS Wheel Speed Sensor	2.5L	Base	W/ Harness, Rear, SPECIAL ORDER ONLY	ABS1522HU-D
525i	Voltage Regulator	2.5L	Base	SPECIAL ORDER ONLY	ALR0643HU-D
525i	Engine Camshaft Position Sensor	2.5L	Base	Intake	CPS8141HU-D
525i	Ignition Coil	2.5L	Base	GAS	IGC3875
530i	ABS Wheel Speed Sensor	3.0L	Base	Front	ABS1521
530i	ABS Wheel Speed Sensor	3.0L	Base	W/ Harness, Rear, SPECIAL ORDER ONLY	ABS1522HU-D
530i	Voltage Regulator	3.0L	Base	SPECIAL ORDER ONLY	ALR0643HU-D
530i	Engine Camshaft Position Sensor	3.0L	Base	Intake	CPS8141HU-D
530i	Ignition Coil	3.0L	Base	GAS	IGC3875
545i	ABS Wheel Speed Sensor	4.4L	Base	Front	ABS1521
545i	ABS Wheel Speed Sensor	4.4L	Base	W/ Harness, Rear, SPECIAL ORDER ONLY	ABS1522HU-D
545i	Voltage Regulator	4.4L	Base	180A / VALEO, SPECIAL ORDER ONLY	ALR0637HU-D

Vehicle	Part Type	Engine Size	Trim	Note(s)	Part Number
<b>2005 BMW (cont'd)</b>					
545i	Ignition Coil	4.4L	Base		IGC3825
645Ci	ABS Wheel Speed Sensor	4.4L	Base	Front	ABS1521
645Ci	ABS Wheel Speed Sensor	4.4L	Base	W/ Harness, Rear, SPECIAL ORDER ONLY	ABS1522HU-D
645Ci	Voltage Regulator	4.4L	Base	180A / VALEO, SPECIAL ORDER ONLY	ALR0637HU-D
645Ci	Ignition Coil	4.4L	Base		IGC3825
745i	ABS Wheel Speed Sensor	4.4L	Base	With Harness, Front, 4-Wheel ABS	ABS1523
745i	Ignition Coil	4.4L	Base		IGC3825
745Li	ABS Wheel Speed Sensor	4.4L	Base	With Harness, Front, 4-Wheel ABS	ABS1523
745Li	Ignition Coil	4.4L	Base		IGC3825
760i	ABS Wheel Speed Sensor	6.0L	Base	With Harness, Front, 4-Wheel ABS	ABS1523
760i	Ignition Coil	6.0L	Base		IGC3825
760Li	ABS Wheel Speed Sensor	6.0L	Base	With Harness, Front, 4-Wheel ABS	ABS1523
760Li	Ignition Coil	6.0L	Base		IGC3825
M3	ABS Wheel Speed Sensor	3.2L	Base	W/ Harness, Front, SPECIAL ORDER ONLY	ABS1505HU-D
M3	ABS Wheel Speed Sensor	3.2L	Base	W/ Harness, Rear, SPECIAL ORDER ONLY	ABS1507HU-D
M3	HVAC Blower Motor Resistor	3.2L	Base		HVC2531
M3	Ignition Coil	3.2L	Base		IGC3875
X3	ABS Wheel Speed Sensor	2.5L, 3.0L	2.5i, 3.0i	W/ Harness, Front, SPECIAL ORDER ONLY	ABS1528HU-D
X3	Voltage Regulator	2.5L, 3.0L	2.5i, 3.0i	SPECIAL ORDER ONLY	ALR0643HU-D
X3	Engine Camshaft Position Sensor	2.5L, 3.0L	2.5i, 3.0i	Intake	CPS8141HU-D
X3	HVAC Blower Motor Resistor	2.5L, 3.0L	2.5i, 3.0i		HVC2531
X3	Ignition Coil	2.5L, 3.0L	2.5i, 3.0i	GAS	IGC3875
X5	ABS Wheel Speed Sensor	3.0L, 4.4L, 4.8L	3.0i, 4.4i, 4.4i Formula 1, 4.4i Lujo, 4.4i Top Line, 4.8is	Front, SPECIAL ORDER ONLY	ABS1524HU-D

Vehicle	Part Type	Engine Size	Trim	Note(s)	Part Number
<b>2005 BMW (cont'd)</b>					
X5	ABS Wheel Speed Sensor	3.0L, 4.4L, 4.8L	3.0i, 4.4i, 4.4i Formula 1, 4.4i Lujo, 4.4i Top Line, 4.8is	With OE No. 34 52 6 771 705, Rear, 4-Wheel ABS	ABS1525
X5	Voltage Regulator	4.4L, 4.8L	4.4i, 4.4i Formula 1, 4.4i Lujo, 4.4i Top Line, 4.8is	180A / VALEO, SPECIAL ORDER ONLY	ALR0637HU-D
X5	Engine Camshaft Position Sensor	3.0L	3.0i	Intake	CPS8141HU-D
X5	HVAC Blower Motor Resistor	3.0L, 4.4L, 4.8L	3.0i, 4.4i, 4.4i Formula 1, 4.4i Lujo, 4.4i Top Line, 4.8is		HVC2531
X5	Ignition Coil	4.4L, 4.8L	4.4i, 4.4i Formula 1, 4.4i Lujo, 4.4i Top Line, 4.8is		IGC3825
X5	Ignition Coil	3.0L	3.0i		IGC4049-HU
Z4	ABS Wheel Speed Sensor	2.5L, 3.0L	2.5i, 3.0i	W/ Harness, Front, SPECIAL ORDER ONLY	ABS1505HU-D
Z4	Engine Camshaft Position Sensor	2.5L, 3.0L	2.5i, 3.0i	Intake	CPS8141HU-D
Z4	Ignition Coil	2.5L, 3.0L	2.5i, 3.0i	GAS	IGC3875
<b>2006 BMW</b>					
323i	ABS Wheel Speed Sensor	2.5L	Base	Rear, SPECIAL ORDER ONLY	ABS1532HU-D
323i	ABS Wheel Speed Sensor	2.5L	Base	Front	ABS1533-HU
323i	Voltage Regulator	2.5L	Base	150A / BOSCH, SPECIAL ORDER ONLY	ALR0639HU-D
323i	Ignition Coil	2.5L	Base	BOSCH, To 04/2006	IGC4047-D
325Ci	ABS Wheel Speed Sensor	2.5L	Base	W/ Harness, For vehicles w/o Dynamic stability control, Front, SPECIAL ORDER ONLY	ABS1504HU-D
325Ci	ABS Wheel Speed Sensor	2.5L	Base	W/ Harness, For vehicles w/ Dynamic stability control, Front, SPECIAL ORDER ONLY	ABS1505HU-D
325Ci	ABS Wheel Speed Sensor	2.5L	Base	W/ Harness, Rear, SPECIAL ORDER ONLY	ABS1507HU-D
325Ci	Engine Camshaft Position Sensor	2.5L	Base	Intake	CPS8141HU-D
325Ci	Fuel Pump Module Assembly	2.5L	Base	SPECIAL ORDER ONLY	FUP3385-D
325Ci	HVAC Blower Motor Resistor	2.5L	Base		HVC2531

Vehicle	Part Type	Engine Size	Trim	Note(s)	Part Number
<b>2006 BMW (cont'd)</b>					
325Ci	Ignition Coil	2.5L	Base	GAS	IGC3875
325i	ABS Wheel Speed Sensor	3.0L	Base	Rear, SPECIAL ORDER ONLY	ABS1532HU-D
325i	ABS Wheel Speed Sensor	3.0L	Base	Front	ABS1533-HU
325i	Ignition Coil	3.0L	Base	BOSCH, To 04/2006	IGC4047-D
325xi	Ignition Coil	3.0L	Base	BOSCH, To 04/2006	IGC4047-D
330Ci	ABS Wheel Speed Sensor	3.0L	Base	W/ Harness, Front, SPECIAL ORDER ONLY	ABS1505HU-D
330Ci	ABS Wheel Speed Sensor	3.0L	Base	W/ Harness, Rear, Automatic, SPECIAL ORDER ONLY	ABS1507HU-D
330Ci	Engine Camshaft Position Sensor	3.0L	Base	Intake	CPS8141HU-D
330Ci	Fuel Pump Module Assembly	3.0L	Base	SPECIAL ORDER ONLY	FUP3385-D
330Ci	HVAC Blower Motor Resistor	3.0L	Base		HVC2531
330Ci	Ignition Coil	3.0L	Base	GAS	IGC3875
330i	ABS Wheel Speed Sensor	3.0L	Base	Rear, SPECIAL ORDER ONLY	ABS1531HU-D
330i	ABS Wheel Speed Sensor	3.0L	Base	Front	ABS1533-HU
330i	Ignition Coil	3.0L	Base	BOSCH, To 04/2006	IGC4047-D
330xi	Ignition Coil	3.0L	Base	BOSCH, To 04/2006	IGC4047-D
525i	ABS Wheel Speed Sensor	3.0L	Base	Front	ABS1521
525i	ABS Wheel Speed Sensor	3.0L	Base	W/ Harness, Rear, SPECIAL ORDER ONLY	ABS1522HU-D
525i	Ignition Coil	3.0L	Base	BOSCH, To 04/2006	IGC4047-D
525xi	ABS Wheel Speed Sensor	3.0L	Base	W/ Harness, Rear, SPECIAL ORDER ONLY	ABS1522HU-D
525xi	Ignition Coil	3.0L	Base	BOSCH, To 04/2006	IGC4047-D
530i	ABS Wheel Speed Sensor	3.0L	Base	Front	ABS1521
530i	ABS Wheel Speed Sensor	3.0L	Base	W/ Harness, Rear, SPECIAL ORDER ONLY	ABS1522HU-D
530i	Ignition Coil	3.0L	Base	BOSCH, To 04/2006	IGC4047-D

Vehicle	Part Type	Engine Size	Trim	Note(s)	Part Number
<b>2006 BMW (cont'd)</b>					
530xi	ABS Wheel Speed Sensor	3.0L	Base	W/ Harness, Rear, SPECIAL ORDER ONLY	ABS1522HU-D
530xi	Ignition Coil	3.0L	Base	BOSCH, To 04/2006	IGC4047-D
550i	ABS Wheel Speed Sensor	4.8L	Base	W/ Harness, Rear, SPECIAL ORDER ONLY	ABS1522HU-D
550i	Ignition Coil	4.8L	Base		IGC4049-HU
650i	ABS Wheel Speed Sensor	4.8L	Base	W/ Harness, Rear, SPECIAL ORDER ONLY	ABS1522HU-D
650i	Voltage Regulator	4.8L	Base	180A / VALEO, SPECIAL ORDER ONLY	ALR0637HU-D
650i	Ignition Coil	4.8L	Base		IGC4049-HU
750i	ABS Wheel Speed Sensor	4.8L	Base	With Harness, Front, 4-Wheel ABS	ABS1523
750i	Ignition Coil	4.8L	Base		IGC4049-HU
750Li	ABS Wheel Speed Sensor	4.8L	Base	With Harness, Front, 4-Wheel ABS	ABS1523
750Li	Ignition Coil	4.8L	Base		IGC4049-HU
760i	ABS Wheel Speed Sensor	6.0L	Base	With Harness, Front, 4-Wheel ABS	ABS1523
760i	Ignition Coil	6.0L	Base		IGC3825
760Li	ABS Wheel Speed Sensor	6.0L	Base	With Harness, Front, 4-Wheel ABS	ABS1523
760Li	Ignition Coil	6.0L	Base		IGC3825
M3	ABS Wheel Speed Sensor	3.2L	Base	W/ Harness, Front, SPECIAL ORDER ONLY	ABS1505HU-D
M3	ABS Wheel Speed Sensor	3.2L	Base	W/ Harness, Rear, SPECIAL ORDER ONLY	ABS1507HU-D
M3	HVAC Blower Motor Resistor	3.2L	Base		HVC2531
M3	Ignition Coil	3.2L	Base		IGC3875
X3	ABS Wheel Speed Sensor	2.5L, 3.0L	2.5i, 3.0i	W/ Harness, Front, SPECIAL ORDER ONLY	ABS1528HU-D
X3	Voltage Regulator	2.5L, 3.0L	2.5i, 3.0i	SPECIAL ORDER ONLY	ALR0643HU-D
X3	Engine Camshaft Position Sensor	2.5L, 3.0L	2.5i, 3.0i	Intake	CPS8141HU-D
X3	HVAC Blower Motor Resistor	2.5L, 3.0L	2.5i, 3.0i		HVC2531

Vehicle	Part Type	Engine Size	Trim	Note(s)	Part Number
<b>2006 BMW (cont'd)</b>					
X3	Ignition Coil	2.5L, 3.0L	2.5i, 3.0i	GAS	IGC3875
X5	ABS Wheel Speed Sensor	3.0L, 4.4L, 4.8L	3.0i, 4.4i, 4.4i Formula 1, 4.4i Lujo, 4.4i Top Line, 4.8is	Front, SPECIAL ORDER ONLY	ABS1524HU-D
X5	ABS Wheel Speed Sensor	3.0L, 4.4L, 4.8L	3.0i, 4.4i, 4.4i Formula 1, 4.4i Lujo, 4.4i Top Line, 4.8is	With OE No. 34 52 6 771 705, Rear, 4-Wheel ABS	ABS1525
X5	Voltage Regulator	4.4L, 4.8L	4.4i, 4.4i Formula 1, 4.4i Lujo, 4.4i Top Line, 4.8is	180A / VALEO, SPECIAL ORDER ONLY	ALR0637HU-D
X5	Engine Camshaft Position Sensor	3.0L	3.0i	Intake	CPS8141HU-D
X5	HVAC Blower Motor Resistor	3.0L, 4.4L, 4.8L	3.0i, 4.4i, 4.4i Formula 1, 4.4i Lujo, 4.4i Top Line, 4.8is		HVC2531
X5	Ignition Coil	4.4L, 4.8L	4.4i, 4.4i Formula 1, 4.4i Lujo, 4.4i Top Line, 4.8is		IGC3825
X5	Ignition Coil	3.0L	3.0i		IGC4049-HU
Z4	ABS Wheel Speed Sensor	3.0L, 3.2L	Coupe 3.0si, M Coupe, M Roadster, Roadster 3.0i, Roadster 3.0si	W/ Harness, Front, SPECIAL ORDER ONLY	ABS1505HU-D
Z4	Ignition Coil	3.2L	M Coupe, M Roadster	BOSCH	IGC3875
Z4	Ignition Coil	3.0L	Coupe 3.0si, Roadster 3.0i, Roadster 3.0si	BOSCH, To 04/2006	IGC4047-D
<b>2007 BMW</b>					
120i	Fuel Pump	2.0L	Base, Dynamic, M Sport, Style		FUP3058
323i	ABS Wheel Speed Sensor	2.5L	Base	Rear, SPECIAL ORDER ONLY	ABS1532HU-D
323i	ABS Wheel Speed Sensor	2.5L	Base	Front	ABS1533-HU
323i	Voltage Regulator	2.5L	Base	150A or 180A	ALR0638-HU
323i	Voltage Regulator	2.5L	Base	150A / BOSCH, SPECIAL ORDER ONLY	ALR0639HU-D
323i	Ignition Coil	2.5L	Base		IGC4049-HU
328i	ABS Wheel Speed Sensor	3.0L	Base	Rear, Convertible, SPECIAL ORDER ONLY	ABS1531HU-D
328i	ABS Wheel Speed Sensor	3.0L	Base	Rear, Wagon, SPECIAL ORDER ONLY	ABS1531HU-D
328i	ABS Wheel Speed Sensor	3.0L	Base	Rear, Coupe, SPECIAL ORDER ONLY	ABS1532HU-D
328i	ABS Wheel Speed Sensor	3.0L	Base	Rear, Sedan, SPECIAL ORDER ONLY	ABS1532HU-D
328i	ABS Wheel Speed Sensor	3.0L	Base	Front	ABS1533-HU



Vehicle	Part Type	Engine Size	Trim	Note(s)	Part Number
<b>2007 BMW (cont'd)</b>					
328i	Voltage Regulator	3.0L	Base	150A Or 180A	ALR0638-HU
328i	Voltage Regulator	3.0L	Base	150A, SPECIAL ORDER ONLY	ALR0639HU-D
328i	Ignition Coil	3.0L	Base		IGC4049-HU
328xi	Voltage Regulator	3.0L	Base	150A Or 180A	ALR0638-HU
328xi	Voltage Regulator	3.0L	Base	150A, SPECIAL ORDER ONLY	ALR0639HU-D
328xi	Ignition Coil	3.0L	Base		IGC4049-HU
335i	ABS Wheel Speed Sensor	3.0L	Base	Rear, SPECIAL ORDER ONLY	ABS1531HU-D
335i	ABS Wheel Speed Sensor	3.0L	Base	Front	ABS1533-HU
335i	Voltage Regulator	3.0L	Base	180A	ALR0638-HU
335xi	Voltage Regulator	3.0L	Base	180A	ALR0638-HU
525i	ABS Wheel Speed Sensor	3.0L	Base	Front	ABS1521
525i	ABS Wheel Speed Sensor	3.0L	Base	W/ Harness, Rear, SPECIAL ORDER ONLY	ABS1522HU-D
525i	Ignition Coil	3.0L	Base		IGC4049-HU
525xi	ABS Wheel Speed Sensor	3.0L	Base	W/ Harness, Rear, SPECIAL ORDER ONLY	ABS1522HU-D
525xi	Ignition Coil	3.0L	Base		IGC4049-HU
530i	ABS Wheel Speed Sensor	3.0L	Base	Front	ABS1521
530i	ABS Wheel Speed Sensor	3.0L	Base	W/ Harness, Rear, SPECIAL ORDER ONLY	ABS1522HU-D
530i	Ignition Coil	3.0L	Base		IGC4049-HU
530xi	ABS Wheel Speed Sensor	3.0L	Base	W/ Harness, Rear, SPECIAL ORDER ONLY	ABS1522HU-D
530xi	Ignition Coil	3.0L	Base		IGC4049-HU
550i	ABS Wheel Speed Sensor	4.8L	Base	W/ Harness, Rear, SPECIAL ORDER ONLY	ABS1522HU-D
550i	Ignition Coil	4.8L	Base		IGC4049-HU
650i	ABS Wheel Speed Sensor	4.8L	Base	W/ Harness, Rear, SPECIAL ORDER ONLY	ABS1522HU-D
650i	Voltage Regulator	4.8L	Base	180A / VALEO, SPECIAL ORDER ONLY	ALR0637HU-D
650i	Ignition Coil	4.8L	Base		IGC4049-HU
750i	ABS Wheel Speed Sensor	4.8L	Base	With Harness, Front, 4-Wheel ABS	ABS1523
750i	Ignition Coil	4.8L	Base		IGC4049-HU

Vehicle	Part Type	Engine Size	Trim	Note(s)	Part Number
<b>2007 BMW (cont'd)</b>					
750Li	ABS Wheel Speed Sensor	4.8L	Base	With Harness, Front, 4-Wheel ABS	ABS1523
750Li	Ignition Coil	4.8L	Base		IGC4049-HU
760Li	ABS Wheel Speed Sensor	6.0L	Base	With Harness, Front, 4-Wheel ABS	ABS1523
760Li	Ignition Coil	6.0L	Base		IGC3825
Alpina B7	ABS Wheel Speed Sensor	4.4L	Base	With Harness, Front, 4-Wheel ABS	ABS1523
Alpina B7	Ignition Coil	4.4L	Base		IGC3825
X3	ABS Wheel Speed Sensor	3.0L	3.0si	W/ Harness, Front, SPECIAL ORDER ONLY	ABS1528HU-D
X3	Voltage Regulator	3.0L	3.0si	150A or 180A	ALR0638-HU
X3	Voltage Regulator	3.0L	3.0si	150A / BOSCH, SPECIAL ORDER ONLY	ALR0639HU-D
X3	HVAC Blower Motor Resistor	3.0L	3.0si		HVC2531
X3	Ignition Coil	3.0L	3.0si		IGC4049-HU
X5	Voltage Regulator	4.8L	4.8i	180A / VALEO, SPECIAL ORDER ONLY	ALR0637HU-D
X5	Voltage Regulator	3.0L	3.0si	180A	ALR0638-HU
X5	Ignition Coil	4.8L	4.8i		IGC4049-HU
Z4	ABS Wheel Speed Sensor	3.0L, 3.2L	3.0si, Coupe 3.0si, M Coupe, M Roadster, Roadster 3.0i, Roadster 3.0si	W/ Harness, Front, SPECIAL ORDER ONLY	ABS1505HU-D
Z4	Ignition Coil	3.2L	M Coupe, M Roadster		IGC3875
Z4	Ignition Coil	3.0L	3.0si, Coupe 3.0si, Roadster 3.0i, Roadster 3.0si		IGC4049-HU
<b>2008 BMW</b>					
120i	Fuel Pump	2.0L	Base, Dynamic, M Sport, Style		FUP3058
128i	ABS Wheel Speed Sensor	3.0L	Base	Rear, SPECIAL ORDER ONLY	ABS1532HU-D
128i	ABS Wheel Speed Sensor	3.0L	Base	Front	ABS1533-HU
128i	Voltage Regulator	3.0L	Base	150A Or 180A	ALR0638-HU
128i	Voltage Regulator	3.0L	Base	150A, SPECIAL ORDER ONLY	ALR0639HU-D
128i	Ignition Coil	3.0L	Base		IGC4049-HU
135i	ABS Wheel Speed Sensor	3.0L	Base	Rear, SPECIAL ORDER ONLY	ABS1531HU-D

Vehicle	Part Type	Engine Size	Trim	Note(s)	Part Number
<b>2008 BMW (cont'd)</b>					
135i	ABS Wheel Speed Sensor	3.0L	Base	Front	ABS1533-HU
135i	Voltage Regulator	3.0L	Base	180A	ALR0638-HU
323i	ABS Wheel Speed Sensor	2.5L	Base	Rear, SPECIAL ORDER ONLY	ABS1532HU-D
323i	ABS Wheel Speed Sensor	2.5L	Base	Front	ABS1533-HU
323i	Voltage Regulator	2.5L	Base	150A or 180A	ALR0638-HU
323i	Voltage Regulator	2.5L	Base	150A / BOSCH, SPECIAL ORDER ONLY	ALR0639HU-D
323i	Ignition Coil	2.5L	Base		IGC4049-HU
328i	ABS Wheel Speed Sensor	3.0L	Base	Rear, Convertible, SPECIAL ORDER ONLY	ABS1531HU-D
328i	ABS Wheel Speed Sensor	3.0L	Base	Rear, Wagon, SPECIAL ORDER ONLY	ABS1531HU-D
328i	ABS Wheel Speed Sensor	3.0L	Base	Rear, Coupe, SPECIAL ORDER ONLY	ABS1532HU-D
328i	ABS Wheel Speed Sensor	3.0L	Base	Rear, Sedan, SPECIAL ORDER ONLY	ABS1532HU-D
328i	ABS Wheel Speed Sensor	3.0L	Base	Front	ABS1533-HU
328i	Voltage Regulator	3.0L	Base	150A Or 180A	ALR0638-HU
328i	Voltage Regulator	3.0L	Base	150A, SPECIAL ORDER ONLY	ALR0639HU-D
328i	Ignition Coil	3.0L	Base		IGC4049-HU
328xi	Voltage Regulator	3.0L	Base	150A Or 180A	ALR0638-HU
328xi	Voltage Regulator	3.0L	Base	150A, SPECIAL ORDER ONLY	ALR0639HU-D
328xi	Ignition Coil	3.0L	Base		IGC4049-HU
335i	ABS Wheel Speed Sensor	3.0L	Base, M Sport	Rear, SPECIAL ORDER ONLY	ABS1531HU-D
335i	ABS Wheel Speed Sensor	3.0L	Base, M Sport	Front	ABS1533-HU
335i	Voltage Regulator	3.0L	Base, M Sport	180A	ALR0638-HU
335xi	Voltage Regulator	3.0L	Base	180A	ALR0638-HU
528i	ABS Wheel Speed Sensor	3.0L	Base	W/ Harness, Rear, SPECIAL ORDER ONLY	ABS1522HU-D
528i	Voltage Regulator	3.0L	Base	150A or 180A	ALR0638-HU
528i	Voltage Regulator	3.0L	Base	150A / BOSCH, SPECIAL ORDER ONLY	ALR0639HU-D

Vehicle	Part Type	Engine Size	Trim	Note(s)	Part Number
<b>2008 BMW (cont'd)</b>					
528xi	ABS Wheel Speed Sensor	3.0L	Base	W/ Harness, Rear, SPECIAL ORDER ONLY	ABS1522HU-D
528xi	Voltage Regulator	3.0L	Base	150A or 180A	ALR0638-HU
528xi	Voltage Regulator	3.0L	Base	150A / BOSCH, SPECIAL ORDER ONLY	ALR0639HU-D
535i	ABS Wheel Speed Sensor	3.0L	Base	Front, Sedan	ABS1521
535i	ABS Wheel Speed Sensor	3.0L	Base	W/ Harness, Rear, SPECIAL ORDER ONLY	ABS1522HU-D
535i	Voltage Regulator	3.0L	Base	180A	ALR0638-HU
535xi	ABS Wheel Speed Sensor	3.0L	Base	W/ Harness, Rear, SPECIAL ORDER ONLY	ABS1522HU-D
535xi	Voltage Regulator	3.0L	Base	180A	ALR0638-HU
550i	ABS Wheel Speed Sensor	4.8L	Base	W/ Harness, Rear, SPECIAL ORDER ONLY	ABS1522HU-D
550i	Ignition Coil	4.8L	Base		IGC4049-HU
650i	ABS Wheel Speed Sensor	4.8L	Base	W/ Harness, Rear, SPECIAL ORDER ONLY	ABS1522HU-D
650i	Voltage Regulator	4.8L	Base	180A / VALEO, SPECIAL ORDER ONLY	ALR0637HU-D
650i	Ignition Coil	4.8L	Base		IGC4049-HU
750i	ABS Wheel Speed Sensor	4.8L	Base	With Harness, Front, 4-Wheel ABS	ABS1523
750i	Ignition Coil	4.8L	Base		IGC4049-HU
750Li	ABS Wheel Speed Sensor	4.8L	Base	With Harness, Front, 4-Wheel ABS	ABS1523
750Li	Ignition Coil	4.8L	Base		IGC4049-HU
760Li	ABS Wheel Speed Sensor	6.0L	Base, Limited Edition	With Harness, Front, 4-Wheel ABS	ABS1523
760Li	Ignition Coil	6.0L	Base, Limited Edition		IGC3825
Alpina B7	ABS Wheel Speed Sensor	4.4L	Base	With Harness, Front, 4-Wheel ABS	ABS1523
Alpina B7	Ignition Coil	4.4L	Base		IGC3825
M3	ABS Wheel Speed Sensor	4.0L	Base	Rear, SPECIAL ORDER ONLY	ABS1531HU-D
X3	ABS Wheel Speed Sensor	3.0L	3.0i, 3.0si	W/ Harness, Front, SPECIAL ORDER ONLY	ABS1528HU-D
X3	Voltage Regulator	3.0L	3.0i, 3.0si	150A or 180A	ALR0638-HU

Vehicle	Part Type	Engine Size	Trim	Note(s)	Part Number
<b>2008 BMW (cont'd)</b>					
X3	Voltage Regulator	3.0L	3.0i, 3.0si	150A / BOSCH, SPECIAL ORDER ONLY	ALR0639HU-D
X3	HVAC Blower Motor Resistor	3.0L	3.0i, 3.0si		HVC2531
X3	Ignition Coil	3.0L	3.0i, 3.0si		IGC4049-HU
X5	Voltage Regulator	4.8L	4.8i	180A / VALEO, SPECIAL ORDER ONLY	ALR0637HU-D
X5	Voltage Regulator	3.0L	3.0si	180A	ALR0638-HU
X5	Ignition Coil	4.8L	4.8i		IGC4049-HU
X6	Fuel Pump Camshaft Follower	4.4L	xDrive50i	N63B44A, Sport Utility, E71	HCF3057
Z4	ABS Wheel Speed Sensor	3.0L, 3.2L	3.0si, Coupe 3.0si, M Coupe, M Roadster, Roadster 3.0i, Roadster 3.0si	W/ Harness, Front, SPECIAL ORDER ONLY	ABS1505HU-D
Z4	Ignition Coil	3.2L	M Coupe, M Roadster		IGC3875
Z4	Ignition Coil	3.0L	3.0si, Coupe 3.0si, Roadster 3.0i, Roadster 3.0si		IGC4049-HU
<b>2009 BMW</b>					
120i	Fuel Pump	2.0L	Base, Dynamic, M Sport, Style		FUP3058
128i	ABS Wheel Speed Sensor	3.0L	Base	Rear, SPECIAL ORDER ONLY	ABS1532HU-D
128i	ABS Wheel Speed Sensor	3.0L	Base	Front	ABS1533-HU
128i	Voltage Regulator	3.0L	Base	150A Or 180A	ALR0638-HU
128i	Voltage Regulator	3.0L	Base	150A, SPECIAL ORDER ONLY	ALR0639HU-D
128i	Ignition Coil	3.0L	Base		IGC4049-HU
135i	ABS Wheel Speed Sensor	3.0L	Base	Rear, SPECIAL ORDER ONLY	ABS1531HU-D
135i	ABS Wheel Speed Sensor	3.0L	Base	Front	ABS1533-HU
135i	Voltage Regulator	3.0L	Base	180A	ALR0638-HU
323i	ABS Wheel Speed Sensor	2.5L	Base	Rear, SPECIAL ORDER ONLY	ABS1532HU-D
323i	ABS Wheel Speed Sensor	2.5L	Base	Front	ABS1533-HU
323i	Voltage Regulator	2.5L	Base	180A	ALR0638-HU
323i	Ignition Coil	2.5L	Base		IGC4049-HU
328i	ABS Wheel Speed Sensor	3.0L	Base	Rear, Convertible, SPECIAL ORDER ONLY	ABS1531HU-D

Vehicle	Part Type	Engine Size	Trim	Note(s)	Part Number
<b>2009 BMW (cont'd)</b>					
328i	ABS Wheel Speed Sensor	3.0L	Base	Rear, Wagon, SPECIAL ORDER ONLY	ABS1531HU-D
328i	ABS Wheel Speed Sensor	3.0L	Base	Rear, Coupe, SPECIAL ORDER ONLY	ABS1532HU-D
328i	ABS Wheel Speed Sensor	3.0L	Base	Rear, Sedan, SPECIAL ORDER ONLY	ABS1532HU-D
328i	ABS Wheel Speed Sensor	3.0L	Base	Front	ABS1533-HU
328i	Voltage Regulator	3.0L	Base	150A Or 180A	ALR0638-HU
328i	Voltage Regulator	3.0L	Base	150A, SPECIAL ORDER ONLY	ALR0639HU-D
328i	Ignition Coil	3.0L	Base		IGC4049-HU
328i xDrive	Voltage Regulator	3.0L	Base	150A or 180A	ALR0638-HU
335d	ABS Wheel Speed Sensor	3.0L	Base	Rear, SPECIAL ORDER ONLY	ABS1531HU-D
335d	ABS Wheel Speed Sensor	3.0L	Base	Front	ABS1533-HU
335d	Diesel Glow Plug Controller	3.0L	Base	DIESEL, SPECIAL ORDER ONLY	GLP2194-D
335d	Mass Air Flow Sensor	3.0L	Base		MAF5129
335i	ABS Wheel Speed Sensor	3.0L	Base, M Sport	Rear, SPECIAL ORDER ONLY	ABS1531HU-D
335i	ABS Wheel Speed Sensor	3.0L	Base, M Sport	Front	ABS1533-HU
335i	Voltage Regulator	3.0L	Base, M Sport	180A	ALR0638-HU
335i xDrive	Voltage Regulator	3.0L	Base	180A	ALR0638-HU
528i	ABS Wheel Speed Sensor	3.0L	Base	W/ Harness, Rear, SPECIAL ORDER ONLY	ABS1522HU-D
528i	Voltage Regulator	3.0L	Base	150A or 180A	ALR0638-HU
528i	Voltage Regulator	3.0L	Base	150A / BOSCH, SPECIAL ORDER ONLY	ALR0639HU-D
528i	Ignition Coil	3.0L	Base		IGC4049-HU
528i xDrive	ABS Wheel Speed Sensor	3.0L	Base	W/ Harness, Rear, SPECIAL ORDER ONLY	ABS1522HU-D
528i xDrive	Voltage Regulator	3.0L	Base	150A or 180A	ALR0638-HU
535i	ABS Wheel Speed Sensor	3.0L	Base	Front, Sedan	ABS1521
535i	ABS Wheel Speed Sensor	3.0L	Base	W/ Harness, Rear, SPECIAL ORDER ONLY	ABS1522HU-D
535i	Voltage Regulator	3.0L	Base	180A	ALR0638-HU
535i xDrive	Voltage Regulator	3.0L	Base	180A	ALR0638-HU

Vehicle	Part Type	Engine Size	Trim	Note(s)	Part Number
<b>2009 BMW (cont'd)</b>					
535i xDrive	Fuel Pump Module Assembly	3.0L	Base	SPECIAL ORDER ONLY	FUP3427HU-D
550i	ABS Wheel Speed Sensor	4.8L	Base	W/ Harness, Rear, SPECIAL ORDER ONLY	ABS1522HU-D
550i	Ignition Coil	4.8L	Base		IGC4049-HU
650i	ABS Wheel Speed Sensor	4.8L	Base	W/ Harness, Rear, SPECIAL ORDER ONLY	ABS1522HU-D
650i	Voltage Regulator	4.8L	Base	180A / VALEO, SPECIAL ORDER ONLY	ALR0637HU-D
650i	Ignition Coil	4.8L	Base		IGC4049-HU
750i	Fuel Pump Camshaft Follower	4.4L	Base	N63B44A, Sedan, F01	HCF3057
750Li	Fuel Pump Camshaft Follower	4.4L	Base	N63B44A, Sedan, F02	HCF3057
M3	ABS Wheel Speed Sensor	4.0L	Base	Rear, SPECIAL ORDER ONLY	ABS1531HU-D
X3	ABS Wheel Speed Sensor	3.0L	3.0si, xDrive30i	W/ Harness, Front, SPECIAL ORDER ONLY	ABS1528HU-D
X3	Voltage Regulator	3.0L	3.0si, xDrive30i	150A or 180A	ALR0638-HU
X3	HVAC Blower Motor Resistor	3.0L	3.0si, xDrive30i		HVC2531
X5	Voltage Regulator	3.0L, 4.8L	xDrive35d, xDrive48i	180A / VALEO, SPECIAL ORDER ONLY	ALR0637HU-D
X5	Voltage Regulator	3.0L	3.0si, xDrive30i, xDrive30i M Sport, xDrive35d	180A	ALR0638-HU
X5	Diesel Glow Plug Controller	3.0L	xDrive35d	DIESEL, SPECIAL ORDER ONLY	GLP2194-D
X5	Mass Air Flow Sensor	3.0L	xDrive35d		MAF5129
X6	Fuel Pump Camshaft Follower	4.4L	xDrive50i	N63B44A, Sport Utility, E71	HCF3057
<b>2010 BMW</b>					
120i	Fuel Pump	2.0L	Base, Dynamic, M Sport, Style		FUP3058
128i	ABS Wheel Speed Sensor	3.0L	Base	Rear, SPECIAL ORDER ONLY	ABS1532HU-D
128i	ABS Wheel Speed Sensor	3.0L	Base	Front	ABS1533-HU
128i	Voltage Regulator	3.0L	Base	150A Or 180A	ALR0638-HU
128i	Voltage Regulator	3.0L	Base	150A, SPECIAL ORDER ONLY	ALR0639HU-D
128i	Ignition Coil	3.0L	Base		IGC4049-HU
135i	ABS Wheel Speed Sensor	3.0L	Base	Rear, SPECIAL ORDER ONLY	ABS1531HU-D

Vehicle	Part Type	Engine Size	Trim	Note(s)	Part Number
<b>2010 BMW (cont'd)</b>					
135i	ABS Wheel Speed Sensor	3.0L	Base	Front	ABS1533-HU
135i	Voltage Regulator	3.0L	Base	180A	ALR0638-HU
323i	ABS Wheel Speed Sensor	2.5L	Base	Rear, SPECIAL ORDER ONLY	ABS1532HU-D
323i	ABS Wheel Speed Sensor	2.5L	Base	Front	ABS1533-HU
323i	Voltage Regulator	2.5L	Base	180A	ALR0638-HU
323i	Ignition Coil	2.5L	Base		IGC4049-HU
328i	ABS Wheel Speed Sensor	3.0L	Base	Rear, Convertible, SPECIAL ORDER ONLY	ABS1531HU-D
328i	ABS Wheel Speed Sensor	3.0L	Base	Rear, Wagon, SPECIAL ORDER ONLY	ABS1531HU-D
328i	ABS Wheel Speed Sensor	3.0L	Base	Rear, Coupe, SPECIAL ORDER ONLY	ABS1532HU-D
328i	ABS Wheel Speed Sensor	3.0L	Base	Rear, Sedan, SPECIAL ORDER ONLY	ABS1532HU-D
328i	ABS Wheel Speed Sensor	3.0L	Base	Front	ABS1533-HU
328i	Voltage Regulator	3.0L	Base	150A Or 180A	ALR0638-HU
328i	Voltage Regulator	3.0L	Base	150A, SPECIAL ORDER ONLY	ALR0639HU-D
328i	Ignition Coil	3.0L	Base		IGC4049-HU
328i xDrive	Voltage Regulator	3.0L	Base	150A or 180A	ALR0638-HU
335d	ABS Wheel Speed Sensor	3.0L	Base	Rear, SPECIAL ORDER ONLY	ABS1531HU-D
335d	ABS Wheel Speed Sensor	3.0L	Base	Front	ABS1533-HU
335d	Diesel Glow Plug Controller	3.0L	Base	DIESEL, SPECIAL ORDER ONLY	GLP2194-D
335d	Mass Air Flow Sensor	3.0L	Base		MAF5129
335i	ABS Wheel Speed Sensor	3.0L	Base, M Sport	Rear, SPECIAL ORDER ONLY	ABS1531HU-D
335i	ABS Wheel Speed Sensor	3.0L	Base, M Sport	Front	ABS1533-HU
335i	Voltage Regulator	3.0L	Base, M Sport	180A	ALR0638-HU
335i xDrive	Voltage Regulator	3.0L	Base	180A	ALR0638-HU
528i	Voltage Regulator	3.0L	Base	150A or 180A	ALR0638-HU
528i	Ignition Coil	3.0L	Base		IGC4049-HU
528i xDrive	Voltage Regulator	3.0L	Base	150A or 180A	ALR0638-HU
535i	Voltage Regulator	3.0L	Base, Gran Turismo	180A	ALR0638-HU
535i	Fuel Pump Module Assembly	3.0L	Base, Gran Turismo	SPECIAL ORDER ONLY	FUP3427HU-D



Vehicle	Part Type	Engine Size	Trim	Note(s)	Part Number
<b>2010 BMW (cont'd)</b>					
535i GT	Fuel Pump Module Assembly	3.0L	Base	SPECIAL ORDER ONLY	FUP3427HU-D
535i xDrive	Voltage Regulator	3.0L	Base	180A	ALR0638-HU
535i xDrive	Fuel Pump Module Assembly	3.0L	Base	SPECIAL ORDER ONLY	FUP3427HU-D
550i	ABS Wheel Speed Sensor	4.8L	Base	W/ Harness, Rear, SPECIAL ORDER ONLY	ABS1522HU-D
550i GT	Fuel Pump Camshaft Follower	4.4L	Base	N63B44A, Hatchback, F07	HCF3057
550i GT xDrive	Fuel Pump Camshaft Follower	4.4L	Base	N63B44A, Hatchback, F07	HCF3057
650i	ABS Wheel Speed Sensor	4.8L	Base	W/ Harness, Rear, SPECIAL ORDER ONLY	ABS1522HU-D
650i	Voltage Regulator	4.8L	Base	180A / VALEO, SPECIAL ORDER ONLY	ALR0637HU-D
650i	Ignition Coil	4.8L	Base		IGC4049-HU
750i	Fuel Pump Camshaft Follower	4.4L	Base	N63B44A, Sedan, F01	HCF3057
750i xDrive	Fuel Pump Camshaft Follower	4.4L	Base	N63B44A, Sedan, F01	HCF3057
750Li	Fuel Pump Camshaft Follower	4.4L	Base	N63B44A, Sedan, F02	HCF3057
750Li xDrive	Fuel Pump Camshaft Follower	4.4L	Base	N63B44A, Sedan, F02	HCF3057
760Li	Fuel Pump Camshaft Follower	6.0L	Base	N74B60A, Sedan, F02	HCF3057
M3	ABS Wheel Speed Sensor	4.0L	Base	Rear, SPECIAL ORDER ONLY	ABS1531HU-D
X3	Voltage Regulator	3.0L	3.0si, xDrive28i, xDrive30i	150A or 180A	ALR0638-HU
X3	HVAC Blower Motor Resistor	3.0L	3.0si, xDrive28i, xDrive30i		HVC2531
X3	Ignition Coil	3.0L	xDrive28i		IGC4049-HU
X5	Voltage Regulator	3.0L, 4.8L	xDrive35d, xDrive48i	180A / VALEO, SPECIAL ORDER ONLY	ALR0637HU-D
X5	Voltage Regulator	3.0L	xDrive30i, xDrive30i M Sport, xDrive35d	180A	ALR0638-HU
X5	Fuel Pump	4.4L	M		FUP3058
X5	Diesel Glow Plug Controller	3.0L	xDrive35d	DIESEL, SPECIAL ORDER ONLY	GLP2194-D
X5	Fuel Pump Camshaft Follower	4.4L	M	S63B44A, Sport Utility, E70	HCF3057
X5	Mass Air Flow Sensor	3.0L	xDrive35d		MAF5129
X6	Fuel Pump Camshaft Follower	4.4L	xDrive50i	N63B44A, Sport Utility, E71	HCF3057

Vehicle	Part Type	Engine Size	Trim	Note(s)	Part Number
<b>2010 BMW (cont'd)</b>					
X6	Fuel Pump Camshaft Follower	4.4L	ActiveHybrid	N63B44A, Sport Utility, E72	HCF3057
X6	Fuel Pump Camshaft Follower	4.4L	M	S63B44A, Sport Utility, E71	HCF3057
<b>2011 BMW</b>					
1 Series M	ABS Wheel Speed Sensor	3.0L	Base	Rear, SPECIAL ORDER ONLY	ABS1531HU-D
1 Series M	Voltage Regulator	3.0L	Base	180A	ALR0638-HU
128i	ABS Wheel Speed Sensor	3.0L	Base	Rear, SPECIAL ORDER ONLY	ABS1532HU-D
128i	ABS Wheel Speed Sensor	3.0L	Base	Front	ABS1533-HU
128i	Voltage Regulator	3.0L	Base	150A Or 180A	ALR0638-HU
128i	Voltage Regulator	3.0L	Base	150A, SPECIAL ORDER ONLY	ALR0639HU-D
128i	Ignition Coil	3.0L	Base		IGC4049-HU
135i	ABS Wheel Speed Sensor	3.0L	Base	Rear, SPECIAL ORDER ONLY	ABS1531HU-D
135i	ABS Wheel Speed Sensor	3.0L	Base	Front	ABS1533-HU
323i	ABS Wheel Speed Sensor	2.5L	Base	Rear, SPECIAL ORDER ONLY	ABS1532HU-D
323i	ABS Wheel Speed Sensor	2.5L	Base	Front	ABS1533-HU
323i	Voltage Regulator	2.5L	Base	180A	ALR0638-HU
323i	Ignition Coil	2.5L	Base		IGC4049-HU
328i	ABS Wheel Speed Sensor	3.0L	Base	Rear, Convertible, SPECIAL ORDER ONLY	ABS1531HU-D
328i	ABS Wheel Speed Sensor	3.0L	Base	Rear, Wagon, SPECIAL ORDER ONLY	ABS1531HU-D
328i	ABS Wheel Speed Sensor	3.0L	Base	Rear, Coupe, SPECIAL ORDER ONLY	ABS1532HU-D
328i	ABS Wheel Speed Sensor	3.0L	Base	Rear, Sedan, SPECIAL ORDER ONLY	ABS1532HU-D
328i	ABS Wheel Speed Sensor	3.0L	Base	Front	ABS1533-HU
328i	Voltage Regulator	3.0L	Base	150A Or 180A	ALR0638-HU
328i	Voltage Regulator	3.0L	Base	150A, SPECIAL ORDER ONLY	ALR0639HU-D
328i	Ignition Coil	3.0L	Base		IGC4049-HU
328i xDrive	Voltage Regulator	3.0L	Base	150A or 180A	ALR0638-HU
335d	ABS Wheel Speed Sensor	3.0L	Base	Rear, SPECIAL ORDER ONLY	ABS1531HU-D

Vehicle	Part Type	Engine Size	Trim	Note(s)	Part Number
<b>2011 BMW (cont'd)</b>					
335d	ABS Wheel Speed Sensor	3.0L	Base	Front	ABS1533-HU
335d	Diesel Glow Plug Controller	3.0L	Base	DIESEL, SPECIAL ORDER ONLY	GLP2194-D
335d	Mass Air Flow Sensor	3.0L	Base		MAF5129
335i	ABS Wheel Speed Sensor	3.0L	Base	Rear, SPECIAL ORDER ONLY	ABS1531HU-D
335i	ABS Wheel Speed Sensor	3.0L	Base	Front	ABS1533-HU
335i	Voltage Regulator	3.0L	Base	180A	ALR0638-HU
335is	ABS Wheel Speed Sensor	3.0L	Base	Rear, SPECIAL ORDER ONLY	ABS1531HU-D
335is	ABS Wheel Speed Sensor	3.0L	Base	Front	ABS1533-HU
335is	Voltage Regulator	3.0L	Base	180A	ALR0638-HU
335i xDrive	ABS Wheel Speed Sensor	3.0L	Base	W/ Harness, For vehicles w/o Park Assistant, Rear	ABS1535-HU
528i	Ignition Coil	3.0L	Base		IGC4049-HU
535i	Fuel Pump Module Assembly	3.0L	Base, Gran Turismo	SPECIAL ORDER ONLY	FUP3427HU-D
535i GT	Fuel Pump Module Assembly	3.0L	Base	SPECIAL ORDER ONLY	FUP3427HU-D
535i GT xDrive	Fuel Pump Module Assembly	3.0L	Base	SPECIAL ORDER ONLY	FUP3427HU-D
535i xDrive	Fuel Pump Module Assembly	3.0L	Base	SPECIAL ORDER ONLY	FUP3427HU-D
550i	Fuel Pump Camshaft Follower	4.4L	Base	N63B44A, Sedan, F10	HCF3057
550i GT	Fuel Pump Camshaft Follower	4.4L	Base	N63B44A, Hatchback, F07	HCF3057
550i GT xDrive	Fuel Pump Module Assembly	4.4L	Base	Updated Engine, SPECIAL ORDER ONLY	FUP3428-D
550i GT xDrive	Fuel Pump Camshaft Follower	4.4L	Base	N63B44A, Hatchback, F07	HCF3057
550i xDrive	Fuel Pump Camshaft Follower	4.4L	Base	N63B44A, Sedan, F10	HCF3057
750i	Fuel Pump Camshaft Follower	4.4L	Base	N63B44A, Sedan, F01	HCF3057
750i	Fuel Pump Camshaft Follower	4.4L	ActiveHybrid	N63B44A, Sedan, F04	HCF3057
750i xDrive	Fuel Pump Camshaft Follower	4.4L	Base	N63B44A, Sedan, F01	HCF3057
750Li	Fuel Pump Camshaft Follower	4.4L	Base	N63B44A, Sedan, F02	HCF3057
750Li	Fuel Pump Camshaft Follower	4.4L	ActiveHybrid	N63B44A, Sedan, F04	HCF3057

Vehicle	Part Type	Engine Size	Trim	Note(s)	Part Number
<b>2011 BMW (cont'd)</b>					
750Li xDrive	Fuel Pump Camshaft Follower	4.4L	Base	N63B44A, Sedan, F02	HCF3057
760Li	Fuel Pump Camshaft Follower	6.0L	Base	N74B60A, Sedan, F02	HCF3057
Alpina B7	Fuel Pump Camshaft Follower	4.4L	Base	N63M10A, Sedan, F01	HCF3057
Alpina B7L	Fuel Pump Camshaft Follower	4.4L	Base	N63M10A, Sedan, F02	HCF3057
Alpina B7L xDrive	Fuel Pump Camshaft Follower	4.4L	Base	N63M10A, Sedan, F02	HCF3057
Alpina B7 xDrive	Fuel Pump Camshaft Follower	4.4L	Base	N63M10A, Sedan, F01	HCF3057
M3	ABS Wheel Speed Sensor	4.0L	Base	Rear, SPECIAL ORDER ONLY	ABS1531HU-D
X3	HVAC Blower Motor Resistor	3.0L	xDrive28i, xDrive35i		HVC2531
X3	Ignition Coil	3.0L	xDrive28i		IGC4049-HU
X5	Voltage Regulator	3.0L	xDrive35d	180A / VALEO, SPECIAL ORDER ONLY	ALR0637HU-D
X5	Fuel Pump	4.4L	M, xDrive30i, xDrive35i, xDrive50i		FUP3058
X5	Diesel Glow Plug Controller	3.0L	xDrive35d	DIESEL, SPECIAL ORDER ONLY	GLP2194-D
X5	Fuel Pump Camshaft Follower	4.4L	xDrive50i	N63B44A, Sport Utility, E70	HCF3057
X5	Fuel Pump Camshaft Follower	4.4L	M	S63B44A, Sport Utility, E70	HCF3057
X5	Mass Air Flow Sensor	3.0L	xDrive35d		MAF5129
X6	Fuel Pump Camshaft Follower	4.4L	xDrive50i	N63B44A, Sport Utility, E71	HCF3057
X6	Fuel Pump Camshaft Follower	4.4L	ActiveHybrid	N63B44A, Sport Utility, E72	HCF3057
X6	Fuel Pump Camshaft Follower	4.4L	M	S63B44A, Sport Utility, E71	HCF3057
<b>2012 BMW</b>					
120i	Fuel Pump	2.0L	Base, Dynamic, M Sport, Style		FUP3058
128i	ABS Wheel Speed Sensor	3.0L	Base	Rear, SPECIAL ORDER ONLY	ABS1532HU-D
128i	ABS Wheel Speed Sensor	3.0L	Base	Front	ABS1533-HU
128i	Voltage Regulator	3.0L	Base	150A Or 180A	ALR0638-HU
128i	Voltage Regulator	3.0L	Base	150A, SPECIAL ORDER ONLY	ALR0639HU-D
128i	Ignition Coil	3.0L	Base		IGC4049-HU

Vehicle	Part Type	Engine Size	Trim	Note(s)	Part Number
<b>2012 BMW (cont'd)</b>					
135i	ABS Wheel Speed Sensor	3.0L	Base, M Sport	Rear, SPECIAL ORDER ONLY	ABS1531HU-D
135i	ABS Wheel Speed Sensor	3.0L	Base, M Sport	Front	ABS1533-HU
135i	Fuel Pump Camshaft Follower	3.0L	Base	From 03/2012, N55B30A, Convertible, E88	HCF3057
135i	Fuel Pump Camshaft Follower	3.0L	Base	From 03/2012, N55B30A, Coupe, E82	HCF3057
320i	ABS Wheel Speed Sensor	2.0L	Base	W/ Harness, For vehicles w/o Park Assistant, Front, SPECIAL ORDER ONLY	ABS1534HU-D
320i	ABS Wheel Speed Sensor	2.0L	Base	W/ Harness, For vehicles w/o Park Assistant, Rear	ABS1535-HU
320i	Fuel Pump Camshaft Follower	2.0L	Base	N20B20A, Sedan, F30	HCF3057
320i	Ignition Coil	2.0L	Base		IGC4049-HU
328i	ABS Wheel Speed Sensor	3.0L	Base	Rear, Convertible, SPECIAL ORDER ONLY	ABS1531HU-D
328i	ABS Wheel Speed Sensor	3.0L	Base	Rear, Wagon, SPECIAL ORDER ONLY	ABS1531HU-D
328i	ABS Wheel Speed Sensor	3.0L	Base	Rear, Coupe, SPECIAL ORDER ONLY	ABS1532HU-D
328i	ABS Wheel Speed Sensor	3.0L	Base	Rear, Sedan, SPECIAL ORDER ONLY	ABS1532HU-D
328i	ABS Wheel Speed Sensor	3.0L	Base	Front	ABS1533-HU
328i	ABS Wheel Speed Sensor	2.0L	Base, Luxury, Modern, Sport	W/ Harness, For vehicles w/o Park Assistant, Front, SPECIAL ORDER ONLY	ABS1534HU-D
328i	ABS Wheel Speed Sensor	2.0L	Base, Luxury, Modern, Sport	W/ Harness, For vehicles w/o Park Assistant, Rear	ABS1535-HU
328i	Voltage Regulator	3.0L	Base	150A Or 180A	ALR0638-HU
328i	Voltage Regulator	3.0L	Base	150A, SPECIAL ORDER ONLY	ALR0639HU-D
328i	Fuel Pump Camshaft Follower	2.0L	Base	N20B20A, Sedan, F30	HCF3057
328i	Fuel Pump Camshaft Follower	2.0L	Base	N26B20A, Sedan, F30	HCF3057

Vehicle	Part Type	Engine Size	Trim	Note(s)	Part Number
<b>2012 BMW (cont'd)</b>					
328i	Ignition Coil	2.0L, 3.0L	Base, Luxury, Modern, Sport		IGC4049-HU
328i xDrive	Voltage Regulator	3.0L	Base	150A or 180A	ALR0638-HU
335i	ABS Wheel Speed Sensor	3.0L	Base	Rear, Convertible, SPECIAL ORDER ONLY	ABS1531HU-D
335i	ABS Wheel Speed Sensor	3.0L	Base	Rear, Coupe, SPECIAL ORDER ONLY	ABS1531HU-D
335i	ABS Wheel Speed Sensor	3.0L	Base, Luxury, M Sport, Modern, Sport	Rear, Sedan, SPECIAL ORDER ONLY	ABS1531HU-D
335i	ABS Wheel Speed Sensor	3.0L	Exclusive	Rear, SPECIAL ORDER ONLY	ABS1531HU-D
335i	ABS Wheel Speed Sensor	3.0L	Exclusive	Front	ABS1533-HU
335i	ABS Wheel Speed Sensor	3.0L	Base	Front, Convertible	ABS1533-HU
335i	ABS Wheel Speed Sensor	3.0L	Base	Front, Coupe	ABS1533-HU
335i	ABS Wheel Speed Sensor	3.0L	Base, Luxury, M Sport, Modern, Sport	Front, Sedan	ABS1533-HU
335i	ABS Wheel Speed Sensor	3.0L	Base, Luxury, M Sport, Modern, Sport	W/ Harness, For vehicles w/o Park Assistant, Front, Sedan, SPECIAL ORDER ONLY	ABS1534HU-D
335i	ABS Wheel Speed Sensor	3.0L	Base, Luxury, M Sport, Modern, Sport	W/ Harness, For vehicles w/o Park Assistant, Rear, Sedan	ABS1535-HU
335i	Fuel Pump Camshaft Follower	3.0L	Base	From 03/2012, N55B30A, Convertible, E93	HCF3057
335i	Fuel Pump Camshaft Follower	3.0L	Base	From 03/2012, N55B30A, Coupe, E92	HCF3057
335i	Fuel Pump Camshaft Follower	3.0L	Base	N55B30A, Sedan, F30	HCF3057
335is	ABS Wheel Speed Sensor	3.0L	Base	Rear, SPECIAL ORDER ONLY	ABS1531HU-D
335is	ABS Wheel Speed Sensor	3.0L	Base	Front	ABS1533-HU
335is	Voltage Regulator	3.0L	Base	180A	ALR0638-HU
335i xDrive	ABS Wheel Speed Sensor	3.0L	Base	W/ Harness, For vehicles w/o Park Assistant, Rear	ABS1535-HU
335i xDrive	Fuel Pump Camshaft Follower	3.0L	Base	From 03/2012, N55B30A, Coupe, E92	HCF3057

Vehicle	Part Type	Engine Size	Trim	Note(s)	Part Number
<b>2012 BMW (cont'd)</b>					
528i	Fuel Pump Module Assembly	2.0L	Base	SPECIAL ORDER ONLY	FUP3427HU-D
528i	Fuel Pump Camshaft Follower	2.0L	Base	N20B20A, Sedan, F10	HCF3057
528i	Ignition Coil	2.0L	Base		IGC4049-HU
528i xDrive	Fuel Pump Module Assembly	2.0L	Base	SPECIAL ORDER ONLY	FUP3427HU-D
528i xDrive	Fuel Pump Camshaft Follower	2.0L	Base	N20B20A, Sedan, F10	HCF3057
528i xDrive	Ignition Coil	2.0L	Base		IGC4049-HU
535i	Fuel Pump Module Assembly	3.0L	Base, Gran Turismo	SPECIAL ORDER ONLY	FUP3427HU-D
535i	Fuel Pump Camshaft Follower	3.0L	Base	From 03/2012, N55B30A, Sedan, F10	HCF3057
535i GT	Fuel Pump Module Assembly	3.0L	Base	SPECIAL ORDER ONLY	FUP3427HU-D
535i GT	Fuel Pump Camshaft Follower	3.0L	Base	From 03/2012, N55B30A, Hatchback, F07	HCF3057
535i GT xDrive	Fuel Pump Module Assembly	3.0L	Base	SPECIAL ORDER ONLY	FUP3427HU-D
535i GT xDrive	Fuel Pump Camshaft Follower	3.0L	Base	From 03/2012, N55B30A, Hatchback, F07	HCF3057
535i xDrive	Fuel Pump Module Assembly	3.0L	Base	SPECIAL ORDER ONLY	FUP3427HU-D
535i xDrive	Fuel Pump Camshaft Follower	3.0L	Base	From 03/2012, N55B30A, Sedan, F10	HCF3057
550i	Fuel Pump Camshaft Follower	4.4L	Base	N63B44A, Sedan, F10	HCF3057
550i GT	Fuel Pump Module Assembly	4.4L	Base	Updated Engine, SPECIAL ORDER ONLY	FUP3428-D
550i GT	Fuel Pump Camshaft Follower	4.4L	Base	N63B44A, Hatchback, F07	HCF3057
550i GT xDrive	Fuel Pump Module Assembly	4.4L	Base	Updated Engine, SPECIAL ORDER ONLY	FUP3428-D
550i GT xDrive	Fuel Pump Camshaft Follower	4.4L	Base	N63B44A, Hatchback, F07	HCF3057
550i xDrive	Fuel Pump Camshaft Follower	4.4L	Base	N63B44A, Sedan, F10	HCF3057
640i	Fuel Pump Module Assembly	3.0L	Base	SPECIAL ORDER ONLY	FUP3427HU-D
640i	Fuel Pump Camshaft Follower	3.0L	Base	From 03/2012, N55B30A, Convertible, F12	HCF3057

Vehicle	Part Type	Engine Size	Trim	Note(s)	Part Number
<b>2012 BMW (cont'd)</b>					
640i	Fuel Pump Camshaft Follower	3.0L	Base	From 03/2012, N55B30A, Coupe, F13	HCF3057
650i	Fuel Pump Module Assembly	4.4L	Base	Updated Engine, SPECIAL ORDER ONLY	FUP3428-D
650i	Fuel Pump Camshaft Follower	4.4L	Base	N63B44A, Convertible, F12	HCF3057
650i	Fuel Pump Camshaft Follower	4.4L	Base	N63B44A, Coupe, F13	HCF3057
650i xDrive	Fuel Pump Module Assembly	4.4L	Base	Updated Engine, SPECIAL ORDER ONLY	FUP3428-D
650i xDrive	Fuel Pump Camshaft Follower	4.4L	Base	N63B44A, Convertible, F12	HCF3057
650i xDrive	Fuel Pump Camshaft Follower	4.4L	Base	N63B44A, Coupe, F13	HCF3057
750i	Fuel Pump Camshaft Follower	4.4L	Base	N63B44A, Sedan, F01	HCF3057
750i	Fuel Pump Camshaft Follower	4.4L	ActiveHybrid	N63B44A, Sedan, F04	HCF3057
750i xDrive	Fuel Pump Camshaft Follower	4.4L	Base	N63B44A, Sedan, F01	HCF3057
750Li	Fuel Pump Camshaft Follower	4.4L	Base	N63B44A, Sedan, F02	HCF3057
750Li	Fuel Pump Camshaft Follower	4.4L	ActiveHybrid	N63B44A, Sedan, F04	HCF3057
750Li xDrive	Fuel Pump Camshaft Follower	4.4L	Base	N63B44A, Sedan, F02	HCF3057
760Li	Fuel Pump Camshaft Follower	6.0L	Base	N74B60A, Sedan, F02	HCF3057
ActiveHybrid 5	Fuel Pump Camshaft Follower	3.0L	Base	N55B30A, Sedan, F10	HCF3057
Alpina B7	Fuel Pump Camshaft Follower	4.4L	Base	N63M10A, Sedan, F01	HCF3057
Alpina B7L	Fuel Pump Camshaft Follower	4.4L	Base	N63M10A, Sedan, F02	HCF3057
Alpina B7L xDrive	Fuel Pump Camshaft Follower	4.4L	Base	N63M10A, Sedan, F02	HCF3057
Alpina B7 xDrive	Fuel Pump Camshaft Follower	4.4L	Base	N63M10A, Sedan, F01	HCF3057
M3	ABS Wheel Speed Sensor	4.0L	Base	Rear, SPECIAL ORDER ONLY	ABS1531HU-D
M5	Fuel Pump Camshaft Follower	4.4L	Base	Observe PuMA Measure 59743016, S63B44B, Sedan, F10	HCF3057
M6	Fuel Pump Camshaft Follower	4.4L	Base	S63B44B, Convertible, F12	HCF3057



Vehicle	Part Type	Engine Size	Trim	Note(s)	Part Number
<b>2012 BMW (cont'd)</b>					
X1	Fuel Pump Camshaft Follower	2.0L	xDrive28i	N20B20A, Sport Utility, E84	HCF3057
X1	Ignition Coil	2.0L	sDrive20i, xDrive28i, xDrive28i M Sport, xDrive28i Top Line		IGC4049-HU
X3	Fuel Pump Camshaft Follower	3.0L	xDrive35i	N55B30A, Sport Utility, F25	HCF3057
X3	HVAC Blower Motor Resistor	3.0L	xDrive28i, xDrive35i, xDrive35i M Sport		HVC2531
X3	Ignition Coil	3.0L	xDrive28i		IGC4049-HU
X5	Voltage Regulator	3.0L	xDrive35d	180A / VALEO, SPECIAL ORDER ONLY	ALR0637HU-D
X5	Fuel Pump	4.4L	M, xDrive30i, xDrive35i, xDrive50i		FUP3058
X5	Diesel Glow Plug Controller	3.0L	xDrive35d	DIESEL, SPECIAL ORDER ONLY	GLP2194-D
X5	Fuel Pump Camshaft Follower	3.0L	xDrive35i	From 04/2012, N55B30A, Sport Utility, E70	HCF3057
X5	Fuel Pump Camshaft Follower	4.4L	xDrive50i	N63B44A, Sport Utility, E70	HCF3057
X5	Fuel Pump Camshaft Follower	4.4L	M	S63B44A, Sport Utility, E70	HCF3057
X5	Mass Air Flow Sensor	3.0L	xDrive35d		MAF5129
X6	Fuel Pump Camshaft Follower	3.0L	xDrive35i	From 04/2012, N55B30A, Sport Utility, E71	HCF3057
X6	Fuel Pump Camshaft Follower	4.4L	xDrive50i	N63B44A, Sport Utility, E71	HCF3057
X6	Fuel Pump Camshaft Follower	4.4L	M	S63B44A, Sport Utility, E71	HCF3057
Z4	Fuel Pump Camshaft Follower	2.0L	sDrive28i	N20B20A, Convertible, E89	HCF3057
Z4	Ignition Coil	2.0L	sDrive20i, sDrive28i		IGC4049-HU
<b>2013 BMW</b>					
128i	ABS Wheel Speed Sensor	3.0L	Base	Rear, SPECIAL ORDER ONLY	ABS1532HU-D
128i	ABS Wheel Speed Sensor	3.0L	Base	Front	ABS1533-HU
128i	Voltage Regulator	3.0L	Base	150A Or 180A	ALR0638-HU
128i	Voltage Regulator	3.0L	Base	150A, SPECIAL ORDER ONLY	ALR0639HU-D
128i	Ignition Coil	3.0L	Base		IGC4049-HU
135i	ABS Wheel Speed Sensor	3.0L	Base, M Sport	Rear, SPECIAL ORDER ONLY	ABS1531HU-D
135i	ABS Wheel Speed Sensor	3.0L	Base, M Sport	Front	ABS1533-HU

Vehicle	Part Type	Engine Size	Trim	Note(s)	Part Number
<b>2013 BMW (cont'd)</b>					
135i	Fuel Pump Camshaft Follower	3.0L	Base	N55B30A, Convertible, E88	HCF3057
135i	Fuel Pump Camshaft Follower	3.0L	Base	N55B30A, Coupe, E82	HCF3057
135is	ABS Wheel Speed Sensor	3.0L	Base	Rear, SPECIAL ORDER ONLY	ABS1531HU-D
135is	ABS Wheel Speed Sensor	3.0L	Base	Front	ABS1533-HU
135is	Fuel Pump Camshaft Follower	3.0L	Base	N55B30A, Convertible, E88	HCF3057
135is	Fuel Pump Camshaft Follower	3.0L	Base	N55B30A, Coupe, E82	HCF3057
320i	ABS Wheel Speed Sensor	2.0L	Base, Luxury, M Sport, Modern, Sport	W/ Harness, For vehicles w/o Park Assistant, Front, SPECIAL ORDER ONLY	ABS1534HU-D
320i	ABS Wheel Speed Sensor	2.0L	Base, Luxury, M Sport, Modern, Sport	W/ Harness, For vehicles w/o Park Assistant, Rear	ABS1535-HU
320i	Fuel Pump Camshaft Follower	2.0L	Base	N20B20A, Sedan, F30	HCF3057
320i	Ignition Coil	2.0L	Base, Luxury, M Sport, Modern, Sport		IGC4049-HU
320i xDrive	ABS Wheel Speed Sensor	2.0L	Base	W/ Harness, For vehicles w/o Park Assistant, Rear	ABS1535-HU
320i xDrive	Fuel Pump Camshaft Follower	2.0L	Base	N20B20A, Sedan, F30	HCF3057
320i xDrive	Ignition Coil	2.0L	Base		IGC4049-HU
328i	ABS Wheel Speed Sensor	3.0L	Base	Rear, Convertible, SPECIAL ORDER ONLY	ABS1531HU-D
328i	ABS Wheel Speed Sensor	3.0L	Base	Rear, Coupe, SPECIAL ORDER ONLY	ABS1532HU-D
328i	ABS Wheel Speed Sensor	3.0L	Base	Rear, Sedan, SPECIAL ORDER ONLY	ABS1532HU-D
328i	ABS Wheel Speed Sensor	3.0L	Base	Front	ABS1533-HU
328i	ABS Wheel Speed Sensor	2.0L	Base, Luxury, M Sport, Modern, Sport	W/ Harness, For vehicles w/o Park Assistant, Front, SPECIAL ORDER ONLY	ABS1534HU-D
328i	ABS Wheel Speed Sensor	2.0L	Base, Luxury, M Sport, Modern, Sport	W/ Harness, For vehicles w/o Park Assistant, Rear	ABS1535-HU
328i	Voltage Regulator	3.0L	Base	150A Or 180A	ALR0638-HU

Vehicle	Part Type	Engine Size	Trim	Note(s)	Part Number
<b>2013 BMW (cont'd)</b>					
328i	Voltage Regulator	3.0L	Base	150A, SPECIAL ORDER ONLY	ALR0639HU-D
328i	Fuel Pump Camshaft Follower	2.0L	Base	N20B20A, Sedan, F30	HCF3057
328i	Fuel Pump Camshaft Follower	2.0L	Base	N26B20A, Sedan, F30	HCF3057
328i	Ignition Coil	2.0L, 3.0L	Base, Luxury, M Sport, Modern, Sport		IGC4049-HU
328i xDrive	ABS Wheel Speed Sensor	2.0L, 3.0L	Base	W/ Harness, For vehicles w/o Park Assistant, Rear	ABS1535-HU
328i xDrive	Voltage Regulator	3.0L	Base	150A or 180A	ALR0638-HU
328i xDrive	Fuel Pump Camshaft Follower	2.0L	Base	N20B20A, Sedan, F30	HCF3057
328i xDrive	Fuel Pump Camshaft Follower	2.0L	Base	N26B20A, Sedan, F30	HCF3057
328i xDrive	Ignition Coil	2.0L	Base		IGC4049-HU
335i	ABS Wheel Speed Sensor	3.0L	Base	Rear, Convertible, SPECIAL ORDER ONLY	ABS1531HU-D
335i	ABS Wheel Speed Sensor	3.0L	Base	Rear, Coupe, SPECIAL ORDER ONLY	ABS1531HU-D
335i	ABS Wheel Speed Sensor	3.0L	Base, Luxury, M Sport, Modern, Sport	Rear, Sedan, SPECIAL ORDER ONLY	ABS1531HU-D
335i	ABS Wheel Speed Sensor	3.0L	Exclusive	Rear, SPECIAL ORDER ONLY	ABS1531HU-D
335i	ABS Wheel Speed Sensor	3.0L	Exclusive	Front	ABS1533-HU
335i	ABS Wheel Speed Sensor	3.0L	Base	Front, Convertible	ABS1533-HU
335i	ABS Wheel Speed Sensor	3.0L	Base	Front, Coupe	ABS1533-HU
335i	ABS Wheel Speed Sensor	3.0L	Base, Luxury, M Sport, Modern, Sport	Front, Sedan	ABS1533-HU
335i	ABS Wheel Speed Sensor	3.0L	Base, Luxury, M Sport, Modern, Sport	W/ Harness, For vehicles w/o Park Assistant, Front, Sedan, SPECIAL ORDER ONLY	ABS1534HU-D
335i	ABS Wheel Speed Sensor	3.0L	Base, Luxury, M Sport, Modern, Sport	W/ Harness, For vehicles w/o Park Assistant, Rear, Sedan	ABS1535-HU
335i	Fuel Pump Camshaft Follower	3.0L	Base	N55B30A, Convertible, E93	HCF3057
335i	Fuel Pump Camshaft Follower	3.0L	Base	N55B30A, Coupe, E92	HCF3057
335i	Fuel Pump Camshaft Follower	3.0L	Base	N55B30A, Sedan, F30	HCF3057

Vehicle	Part Type	Engine Size	Trim	Note(s)	Part Number
<b>2013 BMW (cont'd)</b>					
335is	ABS Wheel Speed Sensor	3.0L	Base	Rear, SPECIAL ORDER ONLY	ABS1531HU-D
335is	ABS Wheel Speed Sensor	3.0L	Base	Front	ABS1533-HU
335is	Voltage Regulator	3.0L	Base	180A	ALR0638-HU
335i xDrive	ABS Wheel Speed Sensor	3.0L	Base	W/ Harness, For vehicles w/o Park Assistant, Rear	ABS1535-HU
335i xDrive	Fuel Pump Camshaft Follower	3.0L	Base	N55B30A, Coupe, E92	HCF3057
335i xDrive	Fuel Pump Camshaft Follower	3.0L	Base	N55B30A, Sedan, F30	HCF3057
528i	Fuel Pump Module Assembly	2.0L	Base	SPECIAL ORDER ONLY	FUP3427HU-D
528i	Fuel Pump Camshaft Follower	2.0L	Base	N20B20A, Sedan, F10	HCF3057
528i	Ignition Coil	2.0L	Base		IGC4049-HU
528i xDrive	Fuel Pump Module Assembly	2.0L	Base	SPECIAL ORDER ONLY	FUP3427HU-D
528i xDrive	Fuel Pump Camshaft Follower	2.0L	Base	N20B20A, Sedan, F10	HCF3057
528i xDrive	Ignition Coil	2.0L	Base		IGC4049-HU
535i	Fuel Pump Module Assembly	3.0L	Base, Gran Turismo, Lujo, M Sport, Top	SPECIAL ORDER ONLY	FUP3427HU-D
535i	Fuel Pump Camshaft Follower	3.0L	Base	N55B30A, Sedan, F10	HCF3057
535i GT	Fuel Pump Module Assembly	3.0L	Base, M Sport, Top	SPECIAL ORDER ONLY	FUP3427HU-D
535i GT	Fuel Pump Camshaft Follower	3.0L	Base	N55B30A, Hatchback, F07	HCF3057
535i GT xDrive	Fuel Pump Module Assembly	3.0L	Base	SPECIAL ORDER ONLY	FUP3427HU-D
535i GT xDrive	Fuel Pump Camshaft Follower	3.0L	Base	N55B30A, Hatchback, F07	HCF3057
535i xDrive	Fuel Pump Module Assembly	3.0L	Base	SPECIAL ORDER ONLY	FUP3427HU-D
535i xDrive	Fuel Pump Camshaft Follower	3.0L	Base	N55B30A, Sedan, F10	HCF3057
550i	Fuel Pump Camshaft Follower	4.4L	Base	N63B44A, Sedan, F10	HCF3057
550i GT	Fuel Pump Module Assembly	4.4L	Base	SPECIAL ORDER ONLY	FUP3428-D
550i GT	Fuel Pump Camshaft Follower	4.4L	Base	N63B44B, Hatchback, F07	HCF3057
550i GT xDrive	Fuel Pump Module Assembly	4.4L	Base	SPECIAL ORDER ONLY	FUP3428-D
550i GT xDrive	Fuel Pump Camshaft Follower	4.4L	Base	N63B44B, Hatchback, F07	HCF3057

Vehicle	Part Type	Engine Size	Trim	Note(s)	Part Number
<b>2013 BMW (cont'd)</b>					
550i xDrive	Fuel Pump Camshaft Follower	4.4L	Base	N63B44A, Sedan, F10	HCF3057
550i xDrive	Fuel Pump Camshaft Follower	4.4L	Base	N63B44B, Sedan, F10	HCF3057
640i	Fuel Pump Module Assembly	3.0L	Base	SPECIAL ORDER ONLY	FUP3427HU-D
640i	Fuel Pump Camshaft Follower	3.0L	Base	N55B30A, Convertible, F12	HCF3057
640i	Fuel Pump Camshaft Follower	3.0L	Base	N55B30A, Coupe, F13	HCF3057
640i Gran Coupe	Fuel Pump Module Assembly	3.0L	Base	SPECIAL ORDER ONLY	FUP3427HU-D
640i Gran Coupe	Fuel Pump Camshaft Follower	3.0L	Base	N55B30A, Sedan, F06	HCF3057
650i	Fuel Pump Module Assembly	4.4L	Base	SPECIAL ORDER ONLY	FUP3428-D
650i	Fuel Pump Camshaft Follower	4.4L	Base	N63B44B, Convertible, F12	HCF3057
650i	Fuel Pump Camshaft Follower	4.4L	Base	N63B44B, Coupe, F13	HCF3057
650i Gran Coupe	Fuel Pump Module Assembly	4.4L	Base	SPECIAL ORDER ONLY	FUP3428-D
650i Gran Coupe	Fuel Pump Camshaft Follower	4.4L	Base	N63B44B, Sedan, F06	HCF3057
650i xDrive	Fuel Pump Module Assembly	4.4L	Base	SPECIAL ORDER ONLY	FUP3428-D
650i xDrive	Fuel Pump Camshaft Follower	4.4L	Base	N63B44B, Convertible, F12	HCF3057
650i xDrive	Fuel Pump Camshaft Follower	4.4L	Base	N63B44B, Coupe, F13	HCF3057
650i xDrive Gran Coupe	Fuel Pump Module Assembly	4.4L	Base	SPECIAL ORDER ONLY	FUP3428-D
650i xDrive Gran Coupe	Fuel Pump Camshaft Follower	4.4L	Base	N63B44B, Sedan, F06	HCF3057
740i	Fuel Pump Camshaft Follower	3.0L	Base	N55B30A, Sedan, F01	HCF3057
740Li	Fuel Pump Camshaft Follower	3.0L	Base	N55B30A, Sedan, F02	HCF3057
740Li xDrive	Fuel Pump Camshaft Follower	3.0L	Base	N55B30A, Sedan, F02	HCF3057
750i	Fuel Pump Camshaft Follower	4.4L	Base	N63B44B, Sedan, F01	HCF3057
750i xDrive	Fuel Pump Camshaft Follower	4.4L	Base	N63B44B, Sedan, F01	HCF3057
750Li	Fuel Pump Camshaft Follower	4.4L	Base	N63B44B, Sedan, F02	HCF3057
750Li xDrive	Fuel Pump Camshaft Follower	4.4L	Base	N63B44B, Sedan, F02	HCF3057

Vehicle	Part Type	Engine Size	Trim	Note(s)	Part Number
<b>2013 BMW (cont'd)</b>					
760Li	Fuel Pump Camshaft Follower	6.0L	Base	N74B60A, Sedan, F02	HCF3057
ActiveHybrid 3	ABS Wheel Speed Sensor	3.0L	Base	W/ Harness, For vehicles w/o Park Assistant, Front, SPECIAL ORDER ONLY	ABS1534HU-D
ActiveHybrid 3	ABS Wheel Speed Sensor	3.0L	Base	W/ Harness, For vehicles w/o Park Assistant, Rear	ABS1535-HU
ActiveHybrid 3	Fuel Pump Camshaft Follower	3.0L	Base	N55B30A, Sedan, F30	HCF3057
ActiveHybrid 5	Fuel Pump Camshaft Follower	3.0L	Base	N55B30A, Sedan, F10	HCF3057
ActiveHybrid 7	Fuel Pump Camshaft Follower	3.0L	Base	N55B30A, Sedan, F02	HCF3057
Alpina B7	Fuel Pump Camshaft Follower	4.4L	Base	N63M20A, Sedan, F01	HCF3057
Alpina B7L	Fuel Pump Camshaft Follower	4.4L	Base	N63M20A, Sedan, F02	HCF3057
Alpina B7L xDrive	Fuel Pump Camshaft Follower	4.4L	Base	N63M20A, Sedan, F02	HCF3057
Alpina B7 xDrive	Fuel Pump Camshaft Follower	4.4L	Base	N63M20A, Sedan, F01	HCF3057
M3	ABS Wheel Speed Sensor	4.0L	Base	Rear, SPECIAL ORDER ONLY	ABS1531HU-D
M5	Fuel Pump Camshaft Follower	4.4L	Base	Observe PuMA Measure 59743016, S63B44B, Sedan, F10	HCF3057
M6	Fuel Pump Camshaft Follower	4.4L	Base	S63B44B, Convertible, F12	HCF3057
M6	Fuel Pump Camshaft Follower	4.4L	Base	S63B44B, Coupe, F13	HCF3057
X1	Fuel Pump Camshaft Follower	2.0L	sDrive28i, xDrive28i	N20B20A, Sport Utility, E84	HCF3057
X1	Fuel Pump Camshaft Follower	3.0L	xDrive35i	N55B30A, Sport Utility, E84	HCF3057
X1	Ignition Coil	2.0L	sDrive20i, sDrive20i M Sport, sDrive20i X Line, sDrive28i, sDrive28i Sport Line, sDrive28i X Line, xDrive28i, xDrive28i M Sport, xDrive28i Top Line		IGC4049-HU
X3	Fuel Pump Camshaft Follower	2.0L	xDrive28i	N20B20A, Sport Utility, F25	HCF3057
X3	Fuel Pump Camshaft Follower	3.0L	xDrive35i	N55B30A, Sport Utility, F25	HCF3057
X3	HVAC Blower Motor Resistor	3.0L	xDrive28i, xDrive35i, xDrive35i M Sport		HVC2531

Vehicle	Part Type	Engine Size	Trim	Note(s)	Part Number
<b>2013 BMW (cont'd)</b>					
X3	Ignition Coil	2.0L	xDrive28i		IGC4049-HU
X5	Voltage Regulator	3.0L	xDrive35d	180A / VALEO, SPECIAL ORDER ONLY	ALR0637HU-D
X5	Fuel Pump	4.4L	M, xDrive30i, xDrive35i, xDrive50i		FUP3058
X5	Diesel Glow Plug Controller	3.0L	xDrive35d	DIESEL, SPECIAL ORDER ONLY	GLP2194-D
X5	Fuel Pump Camshaft Follower	3.0L	xDrive35i	N55B30A, Sport Utility, E70	HCF3057
X5	Fuel Pump Camshaft Follower	4.4L	xDrive50i	N63B44A, Sport Utility, E70	HCF3057
X5	Fuel Pump Camshaft Follower	4.4L	M	S63B44A, Sport Utility, E70	HCF3057
X5	Mass Air Flow Sensor	3.0L	xDrive35d		MAF5129
X6	Fuel Pump Camshaft Follower	3.0L	xDrive35i, xDrive35i M Performance	N55B30A, Sport Utility, E71	HCF3057
X6	Fuel Pump Camshaft Follower	4.4L	xDrive50i	N63B44A, Sport Utility, E71	HCF3057
X6	Fuel Pump Camshaft Follower	4.4L	M	S63B44A, Sport Utility, E71	HCF3057
Z4	Fuel Pump Camshaft Follower	2.0L	sDrive28i	N20B20A, Convertible, E89	HCF3057
Z4	Ignition Coil	2.0L	sDrive20i, sDrive28i		IGC4049-HU
<b>2014 BMW</b>					
228i	ABS Wheel Speed Sensor	2.0L	Base	W/ Harness, For vehicles w/o Park Assistant, Front, SPECIAL ORDER ONLY	ABS1534HU-D
228i	ABS Wheel Speed Sensor	2.0L	Base	W/ Harness, Rear	ABS1535-HU
228i	Fuel Pump Camshaft Follower	2.0L	Base	N20B20A, Coupe, F22	HCF3057
228i	Fuel Pump Camshaft Follower	2.0L	Base	N26B20A, Coupe, F22	HCF3057
228i	Ignition Coil	2.0L	Base		IGC4049-HU
320i	ABS Wheel Speed Sensor	2.0L	Base, Luxury, M Sport, Modern, Sport	W/ Harness, For vehicles w/o Park Assistant, Front, SPECIAL ORDER ONLY	ABS1534HU-D
320i	ABS Wheel Speed Sensor	2.0L	Base, Luxury, M Sport, Modern, Sport	W/ Harness, For vehicles w/o Park Assistant, Rear	ABS1535-HU
320i	Fuel Pump Camshaft Follower	2.0L	Base	N20B20A, Sedan, F30	HCF3057
320i	Ignition Coil	2.0L	Base, Luxury, M Sport, Modern, Sport		IGC4049-HU

Vehicle	Part Type	Engine Size	Trim	Note(s)	Part Number
<b>2014 BMW (cont'd)</b>					
320i xDrive	ABS Wheel Speed Sensor	2.0L	Base	W/ Harness, For vehicles w/o Park Assistant, Rear	ABS1535-HU
320i xDrive	Fuel Pump Camshaft Follower	2.0L	Base	N20B20A, Sedan, F30	HCF3057
320i xDrive	Ignition Coil	2.0L	Base		IGC4049-HU
328d	ABS Wheel Speed Sensor	2.0L	Base	W/ Harness, For vehicles w/o Park Assistant, Front, SPECIAL ORDER ONLY	ABS1534HU-D
328d	ABS Wheel Speed Sensor	2.0L	Base	W/ Harness, For vehicles w/o Park Assistant, Rear	ABS1535-HU
328d	Mass Air Flow Sensor	2.0L	Base		MAF5115
328d xDrive	ABS Wheel Speed Sensor	2.0L	Base	W/ Harness, For vehicles w/o Park Assistant, Rear	ABS1535-HU
328d xDrive	Mass Air Flow Sensor	2.0L	Base		MAF5115
328i	ABS Wheel Speed Sensor	2.0L	Base, Luxury, M Sport, Modern, Sport	W/ Harness, For vehicles w/o Park Assistant, Front, SPECIAL ORDER ONLY	ABS1534HU-D
328i	ABS Wheel Speed Sensor	2.0L	Base, Luxury, M Sport, Modern, Sport	W/ Harness, For vehicles w/o Park Assistant, Rear	ABS1535-HU
328i	Fuel Pump Camshaft Follower	2.0L	Base	N20B20A, Sedan, F30	HCF3057
328i	Fuel Pump Camshaft Follower	2.0L	Base	N26B20A, Sedan, F30	HCF3057
328i	Ignition Coil	2.0L	Base, Luxury, M Sport, Modern, Sport		IGC4049-HU
328i GT xDrive	ABS Wheel Speed Sensor	2.0L	Base	W/ Harness, For vehicles w/o Park Assistant, Rear	ABS1535-HU
328i GT xDrive	Fuel Pump Camshaft Follower	2.0L	Base	N20B20A, Hatchback, F34	HCF3057
328i GT xDrive	Ignition Coil	2.0L	Base		IGC4049-HU
328i xDrive	ABS Wheel Speed Sensor	2.0L	Base	W/ Harness, For vehicles w/o Park Assistant, Rear	ABS1535-HU
328i xDrive	Fuel Pump Camshaft Follower	2.0L	Base	N20B20A, Sedan, F30	HCF3057
328i xDrive	Fuel Pump Camshaft Follower	2.0L	Base	N20B20A, Wagon, F31	HCF3057
328i xDrive	Fuel Pump Camshaft Follower	2.0L	Base	N26B20A, Sedan, F30	HCF3057
328i xDrive	Ignition Coil	2.0L	Base		IGC4049-HU



Vehicle	Part Type	Engine Size	Trim	Note(s)	Part Number
<b>2014 BMW (cont'd)</b>					
335i	ABS Wheel Speed Sensor	3.0L	Base, Luxury, M Sport, Modern, Sport	W/ Harness, For vehicles w/o Park Assistant, Front, SPECIAL ORDER ONLY	ABS1534HU-D
335i	ABS Wheel Speed Sensor	3.0L	Base, Luxury, M Sport, Modern, Sport	W/ Harness, For vehicles w/o Park Assistant, Rear	ABS1535-HU
335i	Fuel Pump Camshaft Follower	3.0L	Base	N55B30A, Sedan, F30	HCF3057
335i GT xDrive	ABS Wheel Speed Sensor	3.0L	Base	W/ Harness, For vehicles w/o Park Assistant, Rear	ABS1535-HU
335i GT xDrive	Fuel Pump Camshaft Follower	3.0L	Base	N55B30A, Hatchback, F34	HCF3057
335i xDrive	ABS Wheel Speed Sensor	3.0L	Base	W/ Harness, For vehicles w/o Park Assistant, Rear	ABS1535-HU
335i xDrive	Fuel Pump Camshaft Follower	3.0L	Base	N55B30A, Sedan, F30	HCF3057
428i	ABS Wheel Speed Sensor	2.0L	Base, Luxury, Luxury Line, Sport, Sport Line	W/ Harness, For vehicles w/o Park Assistant, Front, SPECIAL ORDER ONLY	ABS1534HU-D
428i	ABS Wheel Speed Sensor	2.0L	Base, Luxury, Luxury Line, Sport, Sport Line	W/ Harness, For vehicles w/o Park Assistant, Rear	ABS1535-HU
428i	Fuel Pump Camshaft Follower	2.0L	Base	N20B20A, Convertible, F33	HCF3057
428i	Fuel Pump Camshaft Follower	2.0L	Base	N20B20A, Coupe, F32	HCF3057
428i	Fuel Pump Camshaft Follower	2.0L	Base	N26B20A, Convertible, F33	HCF3057
428i	Fuel Pump Camshaft Follower	2.0L	Base	N26B20A, Coupe, F32	HCF3057
428i	Ignition Coil	2.0L	Base, Luxury, Luxury Line, Sport, Sport Line		IGC4049-HU
428i xDrive	ABS Wheel Speed Sensor	2.0L	Base	W/ Harness, For vehicles w/o Park Assistant, Rear	ABS1535-HU
428i xDrive	Fuel Pump Camshaft Follower	2.0L	Base	N20B20A, Convertible, F33	HCF3057
428i xDrive	Fuel Pump Camshaft Follower	2.0L	Base	N20B20A, Coupe, F32	HCF3057
428i xDrive	Fuel Pump Camshaft Follower	2.0L	Base	N26B20A, Convertible, F33	HCF3057
428i xDrive	Fuel Pump Camshaft Follower	2.0L	Base	N26B20A, Coupe, F32	HCF3057
428i xDrive	Ignition Coil	2.0L	Base		IGC4049-HU

Vehicle	Part Type	Engine Size	Trim	Note(s)	Part Number
<b>2014 BMW (cont'd)</b>					
435i	ABS Wheel Speed Sensor	3.0L	Base, M Sport	W/ Harness, For vehicles w/o Park Assistant, Front, SPECIAL ORDER ONLY	ABS1534HU-D
435i	ABS Wheel Speed Sensor	3.0L	Base, M Sport	W/ Harness, For vehicles w/o Park Assistant, Rear	ABS1535-HU
435i	Fuel Pump Camshaft Follower	3.0L	Base	N55B30A, Coupe, F32	HCF3057
435i xDrive	ABS Wheel Speed Sensor	3.0L	Base	W/ Harness, For vehicles w/o Park Assistant, Rear	ABS1535-HU
435i xDrive	Fuel Pump Camshaft Follower	3.0L	Base	N55B30A, Coupe, F32	HCF3057
528i	Fuel Pump Module Assembly	2.0L	Base, Luxury, M Sport	SPECIAL ORDER ONLY	FUP3427HU-D
528i	Fuel Pump Camshaft Follower	2.0L	Base	N20B20A, Sedan, F10	HCF3057
528i	Ignition Coil	2.0L	Base, Luxury, M Sport		IGC4049-HU
528i xDrive	Fuel Pump Module Assembly	2.0L	Base	SPECIAL ORDER ONLY	FUP3427HU-D
528i xDrive	Fuel Pump Camshaft Follower	2.0L	Base	N20B20A, Sedan, F10	HCF3057
528i xDrive	Ignition Coil	2.0L	Base		IGC4049-HU
535i	Fuel Pump Module Assembly	3.0L	Base, Gran Turismo, Luxury, M Sport	SPECIAL ORDER ONLY	FUP3427HU-D
535i	Fuel Pump Camshaft Follower	3.0L	Base	N55B30A, Sedan, F10	HCF3057
535i GT	Fuel Pump Module Assembly	3.0L	Base	SPECIAL ORDER ONLY	FUP3427HU-D
535i GT	Fuel Pump Camshaft Follower	3.0L	Base	N55B30A, Hatchback, F07	HCF3057
535i GT xDrive	Fuel Pump Module Assembly	3.0L	Base	SPECIAL ORDER ONLY	FUP3427HU-D
535i GT xDrive	Fuel Pump Camshaft Follower	3.0L	Base	N55B30A, Hatchback, F07	HCF3057
535i xDrive	Fuel Pump Module Assembly	3.0L	Base	SPECIAL ORDER ONLY	FUP3427HU-D
535i xDrive	Fuel Pump Camshaft Follower	3.0L	Base	N55B30A, Sedan, F10	HCF3057
550i	Fuel Pump Module Assembly	4.4L	Base	SPECIAL ORDER ONLY	FUP3428-D
550i	Fuel Pump Camshaft Follower	4.4L	Base	N63B44B, Sedan, F10	HCF3057
550i GT	Fuel Pump Module Assembly	4.4L	Base	SPECIAL ORDER ONLY	FUP3428-D
550i GT	Fuel Pump Camshaft Follower	4.4L	Base	N63B44B, Hatchback, F07	HCF3057

Vehicle	Part Type	Engine Size	Trim	Note(s)	Part Number
<b>2014 BMW (cont'd)</b>					
550i GT xDrive	Fuel Pump Module Assembly	4.4L	Base	SPECIAL ORDER ONLY	FUP3428-D
550i GT xDrive	Fuel Pump Camshaft Follower	4.4L	Base	N63B44B, Hatchback, F07	HCF3057
550i xDrive	Fuel Pump Camshaft Follower	4.4L	Base	N63B44B, Sedan, F10	HCF3057
640i	Fuel Pump Camshaft Follower	3.0L	Base	N55B30A, Convertible, F12	HCF3057
640i	Fuel Pump Camshaft Follower	3.0L	Base	N55B30A, Coupe, F13	HCF3057
640i Gran Coupe	Fuel Pump Module Assembly	3.0L	Base	SPECIAL ORDER ONLY	FUP3427HU-D
640i Gran Coupe	Fuel Pump Camshaft Follower	3.0L	Base	N55B30A, Sedan, F06	HCF3057
640i xDrive	Fuel Pump Module Assembly	3.0L	Base	SPECIAL ORDER ONLY	FUP3427HU-D
640i xDrive	Fuel Pump Camshaft Follower	3.0L	Base	N55B30A, Coupe, F13	HCF3057
640i xDrive Gran Coupe	Fuel Pump Module Assembly	3.0L	Base	SPECIAL ORDER ONLY	FUP3427HU-D
640i xDrive Gran Coupe	Fuel Pump Camshaft Follower	3.0L	Base	N55B30A, Sedan, F06	HCF3057
650i	Fuel Pump Module Assembly	4.4L	Base	Old part, SPECIAL ORDER ONLY	FUP3428-D
650i	Fuel Pump Camshaft Follower	4.4L	Base	N63B44B, Convertible, F12	HCF3057
650i	Fuel Pump Camshaft Follower	4.4L	Base	N63B44B, Coupe, F13	HCF3057
650i Gran Coupe	Fuel Pump Module Assembly	4.4L	Base	SPECIAL ORDER ONLY	FUP3428-D
650i Gran Coupe	Fuel Pump Camshaft Follower	4.4L	Base	N63B44B, Sedan, F06	HCF3057
650i xDrive	Fuel Pump Module Assembly	4.4L	Base	Old part, SPECIAL ORDER ONLY	FUP3428-D
650i xDrive	Fuel Pump Camshaft Follower	4.4L	Base	N63B44B, Convertible, F12	HCF3057
650i xDrive	Fuel Pump Camshaft Follower	4.4L	Base	N63B44B, Coupe, F13	HCF3057
650i xDrive Gran Coupe	Fuel Pump Module Assembly	4.4L	Base	SPECIAL ORDER ONLY	FUP3428-D
650i xDrive Gran Coupe	Fuel Pump Camshaft Follower	4.4L	Base	N63B44B, Sedan, F06	HCF3057
740i	Fuel Pump Camshaft Follower	3.0L	Base	N55B30A, Sedan, F01	HCF3057
740Li	Fuel Pump Camshaft Follower	3.0L	Base	N55B30A, Sedan, F02	HCF3057
740Li xDrive	Fuel Pump Camshaft Follower	3.0L	Base	N55B30A, Sedan, F02	HCF3057

Vehicle	Part Type	Engine Size	Trim	Note(s)	Part Number
<b>2014 BMW (cont'd)</b>					
750i	Fuel Pump Camshaft Follower	4.4L	Base	N63B44B, Sedan, F01	HCF3057
750i xDrive	Fuel Pump Camshaft Follower	4.4L	Base	N63B44B, Sedan, F01	HCF3057
750Li	Fuel Pump Camshaft Follower	4.4L	Base	N63B44B, Sedan, F02	HCF3057
750Li xDrive	Fuel Pump Camshaft Follower	4.4L	Base	N63B44B, Sedan, F02	HCF3057
760Li	Fuel Pump Camshaft Follower	6.0L	Base	N74B60A, Sedan, F02	HCF3057
ActiveHybrid 3	ABS Wheel Speed Sensor	3.0L	Base	W/ Harness, For vehicles w/o Park Assistant, Front, SPECIAL ORDER ONLY	ABS1534HU-D
ActiveHybrid 3	ABS Wheel Speed Sensor	3.0L	Base	W/ Harness, For vehicles w/o Park Assistant, Rear	ABS1535-HU
ActiveHybrid 3	Fuel Pump Camshaft Follower	3.0L	Base	N55B30A, Sedan, F30	HCF3057
ActiveHybrid 5	Fuel Pump Camshaft Follower	3.0L	Base	N55B30A, Sedan, F10	HCF3057
ActiveHybrid 7	Fuel Pump Camshaft Follower	3.0L	Base	N55B30A, Sedan, F02	HCF3057
Alpina B7	Fuel Pump Camshaft Follower	4.4L	Base	N63M20A, Sedan, F01	HCF3057
Alpina B7L	Fuel Pump Camshaft Follower	4.4L	Base	N63M20A, Sedan, F02	HCF3057
Alpina B7L xDrive	Fuel Pump Camshaft Follower	4.4L	Base	N63M20A, Sedan, F02	HCF3057
Alpina B7 xDrive	Fuel Pump Camshaft Follower	4.4L	Base	N63M20A, Sedan, F01	HCF3057
i8	Fuel Pump Camshaft Follower	1.5L	Base	Observe PuMA Measure 62634754, B38T, Coupe, I12	HCF3057
i8	Ignition Coil	1.5L	Base	ELECTRIC/GAS	IGC0189
M5	Fuel Pump Camshaft Follower	4.4L	Base	Observe PuMA Measure 59743016, S63B44B, Sedan, F10	HCF3057
M6	Fuel Pump Camshaft Follower	4.4L	Base	S63B44B, Convertible, F12	HCF3057
M6	Fuel Pump Camshaft Follower	4.4L	Base	S63B44B, Coupe, F13	HCF3057
M6 Gran Coupe	Fuel Pump Camshaft Follower	4.4L	Base	S63B44B, Sedan, F06	HCF3057

Vehicle	Part Type	Engine Size	Trim	Note(s)	Part Number
<b>2014 BMW (cont'd)</b>					
M235i	ABS Wheel Speed Sensor	3.0L	Base	W/ Harness, For vehicles w/o Park Assistant, Front, SPECIAL ORDER ONLY	ABS1534HU-D
M235i	ABS Wheel Speed Sensor	3.0L	Base	W/ Harness, Rear	ABS1535-HU
M235i	Fuel Pump Camshaft Follower	3.0L	Base	N55B30A, Coupe, F22	HCF3057
X1	Fuel Pump Camshaft Follower	2.0L	sDrive28i, xDrive28i	N20B20A, Sport Utility, E84	HCF3057
X1	Fuel Pump Camshaft Follower	3.0L	xDrive35i	N55B30A, Sport Utility, E84	HCF3057
X1	Ignition Coil	2.0L	Business, sDrive20i Sport, sDrive20i X Line, sDrive28i, xDrive28i, xDrive28i Sport Line, xDrive28i X Line		IGC4049-HU
X3	Fuel Pump Camshaft Follower	2.0L	xDrive28i	N20B20A, Sport Utility, F25	HCF3057
X3	Fuel Pump Camshaft Follower	3.0L	xDrive35i	N55B30A, Sport Utility, F25	HCF3057
X3	HVAC Blower Motor Resistor	3.0L	xDrive35i, xDrive35i M Sport, xDrive35i Top Line		HVC2531
X3	Ignition Coil	2.0L	xDrive28i, xDrive28i M Sport, xDrive28i Top Line		IGC4049-HU
X5	Fuel Pump Camshaft Follower	3.0L	sDrive35i, xDrive35i	N55B30A, Sport Utility, F15	HCF3057
X5	Fuel Pump Camshaft Follower	4.4L	xDrive50i	N63B44B, Sport Utility, F15	HCF3057
X6	Fuel Pump Camshaft Follower	3.0L	xDrive35i	N55B30A, Sport Utility, E71	HCF3057
X6	Fuel Pump Camshaft Follower	4.4L	xDrive50i	N63B44A, Sport Utility, E71	HCF3057
X6	Fuel Pump Camshaft Follower	4.4L	M	S63B44A, Sport Utility, E71	HCF3057
Z4	Fuel Pump Camshaft Follower	2.0L	sDrive28i	N20B20A, Convertible, E89	HCF3057
Z4	Ignition Coil	2.0L	Design Pure Traction, M Sport, sDrive18i, sDrive28i		IGC4049-HU
<b>2015 BMW</b>					
228i	ABS Wheel Speed Sensor	2.0L	Base	W/ Harness, For vehicles w/o Park Assistant, Front, SPECIAL ORDER ONLY	ABS1534HU-D
228i	ABS Wheel Speed Sensor	2.0L	Base	W/ Harness, Rear	ABS1535-HU
228i	Fuel Pump Camshaft Follower	2.0L	Base	N20B20A, Convertible, F23	HCF3057

Vehicle	Part Type	Engine Size	Trim	Note(s)	Part Number
<b>2015 BMW (cont'd)</b>					
228i	Fuel Pump Camshaft Follower	2.0L	Base	N20B20A, Coupe, F22	HCF3057
228i	Fuel Pump Camshaft Follower	2.0L	Base	N26B20A, Convertible, F23	HCF3057
228i	Fuel Pump Camshaft Follower	2.0L	Base	N26B20A, Coupe, F22	HCF3057
228i	Ignition Coil	2.0L	Base		IGC4049-HU
228i xDrive	ABS Wheel Speed Sensor	2.0L	Base	W/ Harness, For vehicles w/o Park Assistant, Rear	ABS1535-HU
228i xDrive	Fuel Pump Camshaft Follower	2.0L	Base	N20B20A, Convertible, F23	HCF3057
228i xDrive	Fuel Pump Camshaft Follower	2.0L	Base	N20B20A, Coupe, F22	HCF3057
228i xDrive	Fuel Pump Camshaft Follower	2.0L	Base	N26B20A, Convertible, F23	HCF3057
228i xDrive	Fuel Pump Camshaft Follower	2.0L	Base	N26B20A, Coupe, F22	HCF3057
228i xDrive	Ignition Coil	2.0L	Base		IGC4049-HU
320i	ABS Wheel Speed Sensor	2.0L	Base, Luxury, M Sport, Modern, Sport	W/ Harness, For vehicles w/o Park Assistance, Front, SPECIAL ORDER ONLY	ABS1534HU-D
320i	ABS Wheel Speed Sensor	2.0L	Base, Luxury, M Sport, Modern, Sport	W/ Harness, For vehicles w/o Park Assistant, Rear	ABS1535-HU
320i	Fuel Pump Camshaft Follower	2.0L	Base	N20B20A, Sedan, F30	HCF3057
320i	Ignition Coil	2.0L	Base, Luxury, M Sport, Modern, Sport		IGC4049-HU
320i xDrive	ABS Wheel Speed Sensor	2.0L	Base	W/ Harness, For vehicles w/o Park Assistant, Rear	ABS1535-HU
320i xDrive	Fuel Pump Camshaft Follower	2.0L	Base	N20B20A, Sedan, F30	HCF3057
320i xDrive	Ignition Coil	2.0L	Base		IGC4049-HU
328d	ABS Wheel Speed Sensor	2.0L	Base	W/ Harness, For vehicles w/o Park Assistant, Front, SPECIAL ORDER ONLY	ABS1534HU-D
328d	ABS Wheel Speed Sensor	2.0L	Base	W/ Harness, For vehicles w/o Park Assistant, Rear	ABS1535-HU
328d	Mass Air Flow Sensor	2.0L	Base		MAF5115
328d xDrive	ABS Wheel Speed Sensor	2.0L	Base	W/ Harness, For vehicles w/o Park Assistant, Rear	ABS1535-HU

Vehicle	Part Type	Engine Size	Trim	Note(s)	Part Number
<b>2015 BMW (cont'd)</b>					
328d xDrive	Mass Air Flow Sensor	2.0L	Base		MAF5115
328i	ABS Wheel Speed Sensor	2.0L	Base, Luxury, M Sport, Modern, Sport	W/ Harness, For vehicles w/o Park Assistant, Front, SPECIAL ORDER ONLY	ABS1534HU-D
328i	ABS Wheel Speed Sensor	2.0L	Base, Luxury, M Sport, Modern, Sport	W/ Harness, For vehicles w/o Park Assistant, Rear	ABS1535-HU
328i	Fuel Pump Camshaft Follower	2.0L	Base	N20B20A, Sedan, F30	HCF3057
328i	Fuel Pump Camshaft Follower	2.0L	Base	N26B20A, Sedan, F30	HCF3057
328i	Ignition Coil	2.0L	Base, Luxury, M Sport, Modern, Sport		IGC4049-HU
328i GT xDrive	ABS Wheel Speed Sensor	2.0L	Base	W/ Harness, For vehicles w/o Park Assistant, Rear	ABS1535-HU
328i GT xDrive	Fuel Pump Camshaft Follower	2.0L	Base	N20B20A, Hatchback, F34	HCF3057
328i GT xDrive	Fuel Pump Camshaft Follower	2.0L	Base	N26B20A, Hatchback, F34	HCF3057
328i GT xDrive	Ignition Coil	2.0L	Base		IGC4049-HU
328i xDrive	ABS Wheel Speed Sensor	2.0L	Base	W/ Harness, For vehicles w/o Park Assistant, Rear	ABS1535-HU
328i xDrive	Fuel Pump Camshaft Follower	2.0L	Base	N20B20A, Sedan, F30	HCF3057
328i xDrive	Fuel Pump Camshaft Follower	2.0L	Base	N20B20A, Wagon, F31	HCF3057
328i xDrive	Fuel Pump Camshaft Follower	2.0L	Base	N26B20A, Sedan, F30	HCF3057
328i xDrive	Ignition Coil	2.0L	Base		IGC4049-HU
335i	ABS Wheel Speed Sensor	3.0L	Base, Luxury, M Sport, Modern, Sport	W/ Harness, For vehicles w/o Park Assistant, Front, SPECIAL ORDER ONLY	ABS1534HU-D
335i	ABS Wheel Speed Sensor	3.0L	Base, Luxury, M Sport, Modern, Sport	W/ Harness, For vehicles w/o Park Assistant, Rear	ABS1535-HU
335i	Fuel Pump Camshaft Follower	3.0L	Base	N55B30A, Sedan, F30	HCF3057
335i GT xDrive	ABS Wheel Speed Sensor	3.0L	Base	W/ Harness, For vehicles w/o Park Assistant, Rear	ABS1535-HU
335i GT xDrive	Fuel Pump Camshaft Follower	3.0L	Base	N55B30A, Hatchback, F34	HCF3057

Vehicle	Part Type	Engine Size	Trim	Note(s)	Part Number
<b>2015 BMW (cont'd)</b>					
335i xDrive	ABS Wheel Speed Sensor	3.0L	Base	W/ Harness, For vehicles w/o Park Assistant, Rear	ABS1535-HU
335i xDrive	Fuel Pump Camshaft Follower	3.0L	Base	N55B30A, Sedan, F30	HCF3057
428i	ABS Wheel Speed Sensor	2.0L	Base, Luxury, Sport	W/ Harness, For vehicles w/o Park Assistant, Front, SPECIAL ORDER ONLY	ABS1534HU-D
428i	ABS Wheel Speed Sensor	2.0L	Base, Luxury, Sport	W/ Harness, For vehicles w/o Park Assistant, Rear	ABS1535-HU
428i	Fuel Pump Camshaft Follower	2.0L	Base	N20B20A, Convertible, F33	HCF3057
428i	Fuel Pump Camshaft Follower	2.0L	Base	N20B20A, Coupe, F32	HCF3057
428i	Fuel Pump Camshaft Follower	2.0L	Base	N26B20A, Convertible, F33	HCF3057
428i	Fuel Pump Camshaft Follower	2.0L	Base	N26B20A, Coupe, F32	HCF3057
428i	Ignition Coil	2.0L	Base, Luxury, Sport		IGC4049-HU
428i Gran Coupe	ABS Wheel Speed Sensor	2.0L	Base, Luxury, Sport	W/ Harness, For vehicles w/o Park Assistant, Front, SPECIAL ORDER ONLY	ABS1534HU-D
428i Gran Coupe	ABS Wheel Speed Sensor	2.0L	Base, Luxury, Sport	W/ Harness, For vehicles w/o Park Assistant, Rear	ABS1535-HU
428i Gran Coupe	Fuel Pump Camshaft Follower	2.0L	Base	N20B20A, Hatchback, F36	HCF3057
428i Gran Coupe	Fuel Pump Camshaft Follower	2.0L	Base	N26B20A, Hatchback, F36	HCF3057
428i Gran Coupe	Ignition Coil	2.0L	Base, Luxury, Sport		IGC4049-HU
428i xDrive	ABS Wheel Speed Sensor	2.0L	Base	W/ Harness, For vehicles w/o Park Assistant, Rear	ABS1535-HU
428i xDrive	Fuel Pump Camshaft Follower	2.0L	Base	N20B20A, Convertible, F33	HCF3057
428i xDrive	Fuel Pump Camshaft Follower	2.0L	Base	N20B20A, Coupe, F32	HCF3057
428i xDrive	Fuel Pump Camshaft Follower	2.0L	Base	N26B20A, Convertible, F33	HCF3057
428i xDrive	Fuel Pump Camshaft Follower	2.0L	Base	N26B20A, Coupe, F32	HCF3057
428i xDrive	Ignition Coil	2.0L	Base		IGC4049-HU
428i xDrive Gran Coupe	ABS Wheel Speed Sensor	2.0L	Base	W/ Harness, For vehicles w/o Park Assistant, Rear	ABS1535-HU



Vehicle	Part Type	Engine Size	Trim	Note(s)	Part Number
<b>2015 BMW (cont'd)</b>					
428i xDrive Gran Coupe	Fuel Pump Camshaft Follower	2.0L	Base	N20B20A, Hatchback, F36	HCF3057
428i xDrive Gran Coupe	Fuel Pump Camshaft Follower	2.0L	Base	N26B20A, Hatchback, F36	HCF3057
428i xDrive Gran Coupe	Ignition Coil	2.0L	Base		IGC4049-HU
435i	ABS Wheel Speed Sensor	3.0L	Base, M Sport	W/ Harness, For vehicles w/o Park Assistant, Front, SPECIAL ORDER ONLY	ABS1534HU-D
435i	ABS Wheel Speed Sensor	3.0L	Base, M Sport	W/ Harness, For vehicles w/o Park Assistant, Rear	ABS1535-HU
435i	Fuel Pump Camshaft Follower	3.0L	Base	N55B30A, Coupe, F32	HCF3057
435i Gran Coupe	ABS Wheel Speed Sensor	3.0L	Base, M Sport	W/ Harness, For vehicles w/o Park Assistant, Front, SPECIAL ORDER ONLY	ABS1534HU-D
435i Gran Coupe	ABS Wheel Speed Sensor	3.0L	Base, M Sport	W/ Harness, For vehicles w/o Park Assistant, Rear	ABS1535-HU
435i xDrive	ABS Wheel Speed Sensor	3.0L	Base	W/ Harness, For vehicles w/o Park Assistant, Rear	ABS1535-HU
435i xDrive	Fuel Pump Camshaft Follower	3.0L	Base	N55B30A, Convertible, F33	HCF3057
435i xDrive	Fuel Pump Camshaft Follower	3.0L	Base	N55B30A, Coupe, F32	HCF3057
435i xDrive Gran Coupe	ABS Wheel Speed Sensor	3.0L	Base	W/ Harness, For vehicles w/o Park Assistant, Rear	ABS1535-HU
435i xDrive Gran Coupe	Fuel Pump Camshaft Follower	3.0L	Base	N55B30A, Hatchback, F36	HCF3057
528i	Fuel Pump Module Assembly	2.0L	Base, Luxury, M Sport	SPECIAL ORDER ONLY	FUP3427HU-D
528i	Fuel Pump Camshaft Follower	2.0L	Base	N20B20A, Sedan, F10	HCF3057
528i	Ignition Coil	2.0L	Base, Luxury, M Sport		IGC4049-HU
528i xDrive	Fuel Pump Module Assembly	2.0L	Base	SPECIAL ORDER ONLY	FUP3427HU-D
528i xDrive	Fuel Pump Camshaft Follower	2.0L	Base	N20B20A, Sedan, F10	HCF3057
528i xDrive	Ignition Coil	2.0L	Base		IGC4049-HU
535i	Fuel Pump Module Assembly	3.0L	Base, Gran Turismo, Luxury, M Sport	SPECIAL ORDER ONLY	FUP3427HU-D
535i	Fuel Pump Camshaft Follower	3.0L	Base	N55B30A, Sedan, F10	HCF3057

Vehicle	Part Type	Engine Size	Trim	Note(s)	Part Number
<b>2015 BMW (cont'd)</b>					
535i GT	Fuel Pump Module Assembly	3.0L	Base	SPECIAL ORDER ONLY	FUP3427HU-D
535i GT	Fuel Pump Camshaft Follower	3.0L	Base	N55B30A, Hatchback, F07	HCF3057
535i GT xDrive	Fuel Pump Module Assembly	3.0L	Base	SPECIAL ORDER ONLY	FUP3427HU-D
535i GT xDrive	Fuel Pump Camshaft Follower	3.0L	Base	N55B30A, Hatchback, F07	HCF3057
535i xDrive	Fuel Pump Module Assembly	3.0L	Base	SPECIAL ORDER ONLY	FUP3427HU-D
535i xDrive	Fuel Pump Camshaft Follower	3.0L	Base	N55B30A, Sedan, F10	HCF3057
550i	Fuel Pump Module Assembly	4.4L	Base	SPECIAL ORDER ONLY	FUP3428-D
550i	Fuel Pump Camshaft Follower	4.4L	Base	N63B44B, Sedan, F10	HCF3057
550i GT	Fuel Pump Module Assembly	4.4L	Base	SPECIAL ORDER ONLY	FUP3428-D
550i GT	Fuel Pump Camshaft Follower	4.4L	Base	N63B44B, Hatchback, F07	HCF3057
550i GT xDrive	Fuel Pump Module Assembly	4.4L	Base	SPECIAL ORDER ONLY	FUP3428-D
550i GT xDrive	Fuel Pump Camshaft Follower	4.4L	Base	N63B44B, Hatchback, F07	HCF3057
550i xDrive	Fuel Pump Camshaft Follower	4.4L	Base	N63B44B, Sedan, F10	HCF3057
640i	Fuel Pump Camshaft Follower	3.0L	Base	N55B30A, Convertible, F12	HCF3057
640i	Fuel Pump Camshaft Follower	3.0L	Base	N55B30A, Coupe, F13	HCF3057
640i Gran Coupe	Fuel Pump Module Assembly	3.0L	Base	SPECIAL ORDER ONLY	FUP3427HU-D
640i Gran Coupe	Fuel Pump Camshaft Follower	3.0L	Base	N55B30A, Sedan, F06	HCF3057
640i xDrive	Fuel Pump Module Assembly	3.0L	Base	SPECIAL ORDER ONLY	FUP3427HU-D
640i xDrive	Fuel Pump Camshaft Follower	3.0L	Base	N55B30A, Convertible, F12	HCF3057
640i xDrive	Fuel Pump Camshaft Follower	3.0L	Base	N55B30A, Coupe, F13	HCF3057
640i xDrive Gran Coupe	Fuel Pump Module Assembly	3.0L	Base	SPECIAL ORDER ONLY	FUP3427HU-D
640i xDrive Gran Coupe	Fuel Pump Camshaft Follower	3.0L	Base	N55B30A, Sedan, F06	HCF3057
650i	Fuel Pump Module Assembly	4.4L	Base	Old part, SPECIAL ORDER ONLY	FUP3428-D
650i	Fuel Pump Camshaft Follower	4.4L	Base	N63B44B, Convertible, F12	HCF3057

Vehicle	Part Type	Engine Size	Trim	Note(s)	Part Number
<b>2015 BMW (cont'd)</b>					
650i	Fuel Pump Camshaft Follower	4.4L	Base	N63B44B, Coupe, F13	HCF3057
650i Gran Coupe	Fuel Pump Module Assembly	4.4L	Base	SPECIAL ORDER ONLY	FUP3428-D
650i Gran Coupe	Fuel Pump Camshaft Follower	4.4L	Base	N63B44B, Sedan, F06	HCF3057
650i xDrive	Fuel Pump Module Assembly	4.4L	Base	Old part, SPECIAL ORDER ONLY	FUP3428-D
650i xDrive	Fuel Pump Camshaft Follower	4.4L	Base	N63B44B, Convertible, F12	HCF3057
650i xDrive	Fuel Pump Camshaft Follower	4.4L	Base	N63B44B, Coupe, F13	HCF3057
650i xDrive Gran Coupe	Fuel Pump Module Assembly	4.4L	Base	For vehicles w/o Outer fuel filter, SPECIAL ORDER ONLY	FUP3428-D
650i xDrive Gran Coupe	Fuel Pump Camshaft Follower	4.4L	Base	N63B44B, Sedan, F06	HCF3057
740i	Fuel Pump Camshaft Follower	3.0L	Base	N55B30A, Sedan, F01	HCF3057
740Li	Fuel Pump Camshaft Follower	3.0L	Base	N55B30A, Sedan, F02	HCF3057
740Li xDrive	Fuel Pump Camshaft Follower	3.0L	Base	N55B30A, Sedan, F02	HCF3057
750i	Fuel Pump Camshaft Follower	4.4L	Base	N63B44B, Sedan, F01	HCF3057
750i xDrive	Fuel Pump Camshaft Follower	4.4L	Base	N63B44B, Sedan, F01	HCF3057
750Li	Fuel Pump Camshaft Follower	4.4L	Base	N63B44B, Sedan, F02	HCF3057
750Li xDrive	Fuel Pump Camshaft Follower	4.4L	Base	N63B44B, Sedan, F02	HCF3057
760Li	Fuel Pump Camshaft Follower	6.0L	Base	N74B60A, Sedan, F02	HCF3057
ActiveHybrid 3	ABS Wheel Speed Sensor	3.0L	Base, Luxury, Sport	W/ Harness, For vehicles w/o Park Assistant, Front, SPECIAL ORDER ONLY	ABS1534HU-D
ActiveHybrid 3	ABS Wheel Speed Sensor	3.0L	Base, Luxury, Sport	W/ Harness, For vehicles w/o Park Assistant, Rear	ABS1535-HU
ActiveHybrid 3	Fuel Pump Camshaft Follower	3.0L	Base	N55B30A, Sedan, F30	HCF3057
ActiveHybrid 5	Fuel Pump Camshaft Follower	3.0L	Base	N55B30A, Sedan, F10	HCF3057
ActiveHybrid 7	Fuel Pump Camshaft Follower	3.0L	Base	N55B30A, Sedan, F02	HCF3057
Alpina B6 xDrive Gran Coupe	Fuel Pump Camshaft Follower	4.4L	Base	N63M20A, Sedan, F06	HCF3057

Vehicle	Part Type	Engine Size	Trim	Note(s)	Part Number
<b>2015 BMW (cont'd)</b>					
Alpina B7	Fuel Pump Camshaft Follower	4.4L	Base	N63M20A, Sedan, F01	HCF3057
Alpina B7L	Fuel Pump Camshaft Follower	4.4L	Base	N63M20A, Sedan, F02	HCF3057
Alpina B7L xDrive	Fuel Pump Camshaft Follower	4.4L	Base	N63M20A, Sedan, F02	HCF3057
Alpina B7 xDrive	Fuel Pump Camshaft Follower	4.4L	Base	N63M20A, Sedan, F01	HCF3057
i8	Fuel Pump Camshaft Follower	1.5L	Base	Observe PuMA Measure 62634754, B38T, Coupe, I12	HCF3057
i8	Ignition Coil	1.5L	Base	ELECTRIC/GAS	IGC0189
M3	Fuel Pump Camshaft Follower	3.0L	Base	S55B30, Sedan, F80	HCF3057
M4	Fuel Pump Camshaft Follower	3.0L	Base	S55B30, Convertible, F83	HCF3057
M4	Fuel Pump Camshaft Follower	3.0L	Base	S55B30, Coupe, F82	HCF3057
M5	Fuel Pump Camshaft Follower	4.4L	Base	Observe PuMA Measure 59743016, S63B44B, Sedan, F10	HCF3057
M6	Fuel Pump Camshaft Follower	4.4L	Base	S63B44B, Convertible, F12	HCF3057
M6	Fuel Pump Camshaft Follower	4.4L	Base	S63B44B, Coupe, F13	HCF3057
M6 Gran Coupe	Fuel Pump Camshaft Follower	4.4L	Base	S63B44B, Sedan, F06	HCF3057
M235i	ABS Wheel Speed Sensor	3.0L	Base	W/ Harness, For vehicles w/o Park Assistant, Front, SPECIAL ORDER ONLY	ABS1534HU-D
M235i	ABS Wheel Speed Sensor	3.0L	Base	W/ Harness, Rear	ABS1535-HU
M235i	Fuel Pump Camshaft Follower	3.0L	Base	N55B30A, Convertible, F23	HCF3057
M235i	Fuel Pump Camshaft Follower	3.0L	Base	N55B30A, Coupe, F22	HCF3057
M235i xDrive	Fuel Pump Camshaft Follower	3.0L	Base	N55B30A, Coupe, F22	HCF3057
X1	Fuel Pump Camshaft Follower	2.0L	sDrive28i, xDrive28i	N20B20A, Sport Utility, E84	HCF3057
X1	Fuel Pump Camshaft Follower	3.0L	xDrive35i	N55B30A, Sport Utility, E84	HCF3057
X1	Ignition Coil	2.0L	Sport Line, X Line, sDrive20iA, sDrive28i, xDrive28i		IGC4049-HU

Vehicle	Part Type	Engine Size	Trim	Note(s)	Part Number
<b>2015 BMW (cont'd)</b>					
X3	Fuel Pump Camshaft Follower	2.0L	sDrive28i, xDrive28i	N20B20A, Sport Utility, F25	HCF3057
X3	Fuel Pump Camshaft Follower	3.0L	xDrive35i	N55B30A, Sport Utility, F25	HCF3057
X3	HVAC Blower Motor Resistor	3.0L	xDrive35i, xDrive35i M Sport, xDrive35i X Line		HVC2531
X3	Ignition Coil	2.0L	sDrive20i, sDrive28i, xDrive28d, xDrive28i, xDrive28i X Line		IGC4049-HU
X3	Mass Air Flow Sensor	2.0L	xDrive28d		MAF5115
X4	Fuel Pump Camshaft Follower	2.0L	xDrive28i	N20B20A, Sport Utility, F26	HCF3057
X4	Fuel Pump Camshaft Follower	3.0L	xDrive35i	N55B30A, Sport Utility, F26	HCF3057
X4	Ignition Coil	2.0L	xDrive28i, xDrive28i X Line		IGC4049-HU
X5	Fuel Pump Camshaft Follower	3.0L	sDrive35i, xDrive35i	N55B30A, Sport Utility, F15	HCF3057
X5	Fuel Pump Camshaft Follower	4.4L	xDrive50i	N63B44B, Sport Utility, F15	HCF3057
X5	Fuel Pump Camshaft Follower	4.4L	M	S63R, Sport Utility, F85	HCF3057
X6	Fuel Pump Camshaft Follower	3.0L	sDrive35i, xDrive35i	N55B30A, Sport Utility, F16	HCF3057
X6	Fuel Pump Camshaft Follower	4.4L	xDrive50i	N63B44B, Sport Utility, F16	HCF3057
X6	Fuel Pump Camshaft Follower	4.4L	M	S63R, Sport Utility, F86	HCF3057
Z4	Fuel Pump Camshaft Follower	2.0L	sDrive28i	N20B20A, Convertible, E89	HCF3057
Z4	Ignition Coil	2.0L	Design Pure Traction, M Sport, sDrive18iA, sDrive28i		IGC4049-HU
<b>2016 BMW</b>					
228i	ABS Wheel Speed Sensor	2.0L	Base	W/ Harness, For vehicles w/o Park Assistant, Front, SPECIAL ORDER ONLY	ABS1534HU-D
228i	ABS Wheel Speed Sensor	2.0L	Base	W/ Harness, Rear	ABS1535-HU
228i	Fuel Pump Camshaft Follower	2.0L	Base	N20B20A, Convertible, F23	HCF3057
228i	Fuel Pump Camshaft Follower	2.0L	Base	N20B20A, Coupe, F22	HCF3057
228i	Fuel Pump Camshaft Follower	2.0L	Base	N26B20A, Convertible, F23	HCF3057
228i	Fuel Pump Camshaft Follower	2.0L	Base	N26B20A, Coupe, F22	HCF3057

Vehicle	Part Type	Engine Size	Trim	Note(s)	Part Number
<b>2016 BMW (cont'd)</b>					
228i	Ignition Coil	2.0L	Base		IGC4049-HU
228i xDrive	ABS Wheel Speed Sensor	2.0L	Base	W/ Harness, Rear	ABS1535-HU
228i xDrive	Fuel Pump Camshaft Follower	2.0L	Base	N20B20A, Convertible, F23	HCF3057
228i xDrive	Fuel Pump Camshaft Follower	2.0L	Base	N20B20A, Coupe, F22	HCF3057
228i xDrive	Fuel Pump Camshaft Follower	2.0L	Base	N26B20A, Convertible, F23	HCF3057
228i xDrive	Fuel Pump Camshaft Follower	2.0L	Base	N26B20A, Coupe, F22	HCF3057
228i xDrive	Ignition Coil	2.0L	Base		IGC4049-HU
320i	ABS Wheel Speed Sensor	2.0L	Base, Luxury, M Sport, Sport	W/ Harness, For vehicles w/o Park Assistance, Front, SPECIAL ORDER ONLY	ABS1534HU-D
320i	ABS Wheel Speed Sensor	2.0L	Base, Luxury, M Sport, Sport	W/ Harness, Rear	ABS1535-HU
320i	Fuel Pump Camshaft Follower	2.0L	Base	N20B20A, Sedan, F30	HCF3057
320i	Ignition Coil	2.0L	Base, Luxury, M Sport, Sport		IGC4049-HU
320i xDrive	ABS Wheel Speed Sensor	2.0L	Base	W/ Harness, For vehicles w/o Park Assistant, Rear	ABS1535-HU
320i xDrive	Fuel Pump Camshaft Follower	2.0L	Base	N20B20A, Sedan, F30	HCF3057
320i xDrive	Ignition Coil	2.0L	Base		IGC4049-HU
328d	ABS Wheel Speed Sensor	2.0L	Base	W/ Harness, For vehicles w/o Park Assistant, Front, SPECIAL ORDER ONLY	ABS1534HU-D
328d	ABS Wheel Speed Sensor	2.0L	Base	W/ Harness, For vehicles w/o Park Assistant, Rear	ABS1535-HU
328d	Mass Air Flow Sensor	2.0L	Base		MAF5115
328d xDrive	ABS Wheel Speed Sensor	2.0L	Base	W/ Harness, For vehicles w/o Park Assistant, Rear	ABS1535-HU
328d xDrive	Mass Air Flow Sensor	2.0L	Base		MAF5115
328i	ABS Wheel Speed Sensor	2.0L	Base	W/ Harness, For vehicles w/o Park Assistant, Front, SPECIAL ORDER ONLY	ABS1534HU-D

Vehicle	Part Type	Engine Size	Trim	Note(s)	Part Number
<b>2016 BMW (cont'd)</b>					
328i	ABS Wheel Speed Sensor	2.0L	Base	W/ Harness, For vehicles w/o Park Assistant, Rear	ABS1535-HU
328i	Fuel Pump Camshaft Follower	2.0L	Base	N20B20A, Sedan, F30	HCF3057
328i	Fuel Pump Camshaft Follower	2.0L	Base	N26B20A, Sedan, F30	HCF3057
328i	Ignition Coil	2.0L	Base		IGC4049-HU
328i GT xDrive	ABS Wheel Speed Sensor	2.0L	Base	W/ Harness, For vehicles w/o (Active Cruise Control, Stop&Go Function, Park Assistant), Rear	ABS1535-HU
328i GT xDrive	Fuel Pump Camshaft Follower	2.0L	Base	N20B20A, Hatchback, F34	HCF3057
328i GT xDrive	Fuel Pump Camshaft Follower	2.0L	Base	N26B20A, Hatchback, F34	HCF3057
328i xDrive	ABS Wheel Speed Sensor	2.0L	Base	W/ Harness, For vehicles w/o Park Assistant, Rear	ABS1535-HU
328i xDrive	Fuel Pump Camshaft Follower	2.0L	Base	N20B20A, Sedan, F30	HCF3057
328i xDrive	Fuel Pump Camshaft Follower	2.0L	Base	N20B20A, Wagon, F31	HCF3057
328i xDrive	Fuel Pump Camshaft Follower	2.0L	Base	N26B20A, Sedan, F30	HCF3057
328i xDrive	Ignition Coil	2.0L	Base		IGC4049-HU
330e	ABS Wheel Speed Sensor	2.0L	Base	W/ Harness, For vehicles w/o Park Assistant, Front, SPECIAL ORDER ONLY	ABS1534HU-D
330e	ABS Wheel Speed Sensor	2.0L	Base	W/ Harness, For vehicles w/o Active Cruise Control, Rear	ABS1535-HU
330e	Fuel Pump Camshaft Follower	2.0L	Base	B48A20M0, Sedan, F30	HCF3057
330e	Ignition Coil	2.0L	Base	ELECTRIC/GAS	IGC0189
335i GT xDrive	ABS Wheel Speed Sensor	3.0L	Base	W/ Harness, For vehicles w/o (Active Cruise Control, Stop&Go Function, Park Assistant), Rear	ABS1535-HU
335i GT xDrive	Fuel Pump Camshaft Follower	3.0L	Base	N55B30A, Hatchback, F34	HCF3057

Vehicle	Part Type	Engine Size	Trim	Note(s)	Part Number
<b>2016 BMW (cont'd)</b>					
340i	ABS Wheel Speed Sensor	3.0L	Base	W/ Harness, For vehicles w/o Park Assistant, Front, SPECIAL ORDER ONLY	ABS1534HU-D
340i	ABS Wheel Speed Sensor	3.0L	Base	W/ Harness, For vehicles w/o Park Assistant, Rear	ABS1535-HU
340i	Fuel Pump Camshaft Follower	3.0L	Base	Observe PuMA Measure 63518229; Observe SI B11 17 17, B58B30M0, Sedan, F30	HCF3057
340i	Ignition Coil	3.0L	Base	GAS	IGC0189
340i xDrive	ABS Wheel Speed Sensor	3.0L	Base	W/ Harness, For vehicles w/o Park Assistant, Rear	ABS1535-HU
340i xDrive	Fuel Pump Camshaft Follower	3.0L	Base	Observe PuMA Measure 63518229; Observe SI B11 17 17, B58B30M0, Sedan, F30	HCF3057
340i xDrive	Ignition Coil	3.0L	Base	GAS	IGC0189
428i	ABS Wheel Speed Sensor	2.0L	Base, Luxury, Sport	W/ Harness, For vehicles w/o Park Assistant, Front, SPECIAL ORDER ONLY	ABS1534HU-D
428i	ABS Wheel Speed Sensor	2.0L	Base, Luxury, Sport	W/ Harness, Rear	ABS1535-HU
428i	Fuel Pump Camshaft Follower	2.0L	Base	N20B20A, Convertible, F33	HCF3057
428i	Fuel Pump Camshaft Follower	2.0L	Base	N20B20A, Coupe, F32	HCF3057
428i	Fuel Pump Camshaft Follower	2.0L	Base	N26B20A, Convertible, F33	HCF3057
428i	Fuel Pump Camshaft Follower	2.0L	Base	N26B20A, Coupe, F32	HCF3057
428i	Ignition Coil	2.0L	Base, Luxury, Sport		IGC4049-HU
428i Gran Coupe	ABS Wheel Speed Sensor	2.0L	Base, Luxury, Sport	W/ Harness, For vehicles w/o (Active Cruise Control, Stop&Go Function, Park Assistant), Front, SPECIAL ORDER ONLY	ABS1534HU-D



Vehicle	Part Type	Engine Size	Trim	Note(s)	Part Number
<b>2016 BMW (cont'd)</b>					
428i Gran Coupe	ABS Wheel Speed Sensor	2.0L	Base, Luxury, Sport	W/ Harness, For vehicles w/o (Active Cruise Control, Stop&Go Function), Rear	ABS1535-HU
428i Gran Coupe	Fuel Pump Camshaft Follower	2.0L	Base	To 06/2016, N20B20A, Hatchback, F36	HCF3057
428i Gran Coupe	Fuel Pump Camshaft Follower	2.0L	Base	To 06/2016, N26B20A, Hatchback, F36	HCF3057
428i xDrive	ABS Wheel Speed Sensor	2.0L	Base	W/ Harness, Rear	ABS1535-HU
428i xDrive	Fuel Pump Camshaft Follower	2.0L	Base	N20B20A, Convertible, F33	HCF3057
428i xDrive	Fuel Pump Camshaft Follower	2.0L	Base	N20B20A, Coupe, F32	HCF3057
428i xDrive	Fuel Pump Camshaft Follower	2.0L	Base	To 06/2016, N26B20A, Convertible, F33	HCF3057
428i xDrive	Fuel Pump Camshaft Follower	2.0L	Base	To 06/2016, N26B20A, Coupe, F32	HCF3057
428i xDrive	Ignition Coil	2.0L	Base		IGC4049-HU
428i xDrive Gran Coupe	ABS Wheel Speed Sensor	2.0L	Base	W/ Harness, For vehicles w/o (Active Cruise Control, Stop&Go Function), Rear	ABS1535-HU
428i xDrive Gran Coupe	Fuel Pump Camshaft Follower	2.0L	Base	N20B20A, Hatchback, F36	HCF3057
428i xDrive Gran Coupe	Fuel Pump Camshaft Follower	2.0L	Base	N26B20A, Hatchback, F36	HCF3057
435i	ABS Wheel Speed Sensor	3.0L	Base, M Sport	W/ Harness, For vehicles w/o Park Assistant, Front, SPECIAL ORDER ONLY	ABS1534HU-D
435i	ABS Wheel Speed Sensor	3.0L	Base, M Sport	W/ Harness, Rear	ABS1535-HU
435i	Fuel Pump Camshaft Follower	3.0L	Base	N55B30A, Coupe, F32	HCF3057
435i Gran Coupe	ABS Wheel Speed Sensor	3.0L	Base, M Sport	W/ Harness, For vehicles w/o (Active Cruise Control, Stop&Go Function, Park Assistant), Front, SPECIAL ORDER ONLY	ABS1534HU-D

Vehicle	Part Type	Engine Size	Trim	Note(s)	Part Number
<b>2016 BMW (cont'd)</b>					
435i Gran Coupe	ABS Wheel Speed Sensor	3.0L	Base, M Sport	W/ Harness, For vehicles w/o (Active Cruise Control, Stop&Go Function), Rear	ABS1535-HU
435i xDrive	ABS Wheel Speed Sensor	3.0L	Base	W/ Harness, Rear	ABS1535-HU
435i xDrive	Fuel Pump Camshaft Follower	3.0L	Base	N55B30A, Convertible, F33	HCF3057
435i xDrive	Fuel Pump Camshaft Follower	3.0L	Base	N55B30A, Coupe, F32	HCF3057
435i xDrive Gran Coupe	ABS Wheel Speed Sensor	3.0L	Base	W/ Harness, For vehicles w/o (Active Cruise Control, Stop&Go Function), Rear	ABS1535-HU
435i xDrive Gran Coupe	Fuel Pump Camshaft Follower	3.0L	Base	N55B30A, Hatchback, F36	HCF3057
528i	Fuel Pump Module Assembly	2.0L	Base, Luxury, M Sport	SPECIAL ORDER ONLY	FUP3427HU-D
528i	Fuel Pump Camshaft Follower	2.0L	Base	N20B20A, Sedan, F10	HCF3057
528i	Ignition Coil	2.0L	Base, Luxury, M Sport		IGC4049-HU
528i xDrive	Fuel Pump Module Assembly	2.0L	Base	SPECIAL ORDER ONLY	FUP3427HU-D
528i xDrive	Fuel Pump Camshaft Follower	2.0L	Base	N20B20A, Sedan, F10	HCF3057
528i xDrive	Ignition Coil	2.0L	Base		IGC4049-HU
535i	Fuel Pump Module Assembly	3.0L	Base, Gran Turismo, Luxury, M Sport	SPECIAL ORDER ONLY	FUP3427HU-D
535i	Fuel Pump Camshaft Follower	3.0L	Base	N55B30A, Sedan, F10	HCF3057
535i GT	Fuel Pump Module Assembly	3.0L	Base	SPECIAL ORDER ONLY	FUP3427HU-D
535i GT	Fuel Pump Camshaft Follower	3.0L	Base	N55B30A, Hatchback, F07	HCF3057
535i GT xDrive	Fuel Pump Module Assembly	3.0L	Base	SPECIAL ORDER ONLY	FUP3427HU-D
535i GT xDrive	Fuel Pump Camshaft Follower	3.0L	Base	N55B30A, Hatchback, F07	HCF3057
535i xDrive	Fuel Pump Module Assembly	3.0L	Base	SPECIAL ORDER ONLY	FUP3427HU-D
535i xDrive	Fuel Pump Camshaft Follower	3.0L	Base	N55B30A, Sedan, F10	HCF3057
550i	Fuel Pump Module Assembly	4.4L	Base	SPECIAL ORDER ONLY	FUP3428-D
550i	Fuel Pump Camshaft Follower	4.4L	Base	N63B44B, Sedan, F10	HCF3057
550i GT xDrive	Fuel Pump Module Assembly	4.4L	Base	SPECIAL ORDER ONLY	FUP3428-D

Vehicle	Part Type	Engine Size	Trim	Note(s)	Part Number
<b>2016 BMW (cont'd)</b>					
550i GT xDrive	Fuel Pump Camshaft Follower	4.4L	Base	N63B44B, Hatchback, F07	HCF3057
550i xDrive	Fuel Pump Camshaft Follower	4.4L	Base	N63B44B, Sedan, F10	HCF3057
640i	Fuel Pump Camshaft Follower	3.0L	Base	N55B30A, Convertible, F12	HCF3057
640i	Fuel Pump Camshaft Follower	3.0L	Base	N55B30A, Coupe, F13	HCF3057
640i Gran Coupe	Fuel Pump Module Assembly	3.0L	Base	SPECIAL ORDER ONLY	FUP3427HU-D
640i Gran Coupe	Fuel Pump Camshaft Follower	3.0L	Base	N55B30A, Sedan, F06	HCF3057
640i xDrive	Fuel Pump Module Assembly	3.0L	Base	SPECIAL ORDER ONLY	FUP3427HU-D
640i xDrive	Fuel Pump Camshaft Follower	3.0L	Base	N55B30A, Convertible, F12	HCF3057
640i xDrive	Fuel Pump Camshaft Follower	3.0L	Base	N55B30A, Coupe, F13	HCF3057
640i xDrive Gran Coupe	Fuel Pump Module Assembly	3.0L	Base	SPECIAL ORDER ONLY	FUP3427HU-D
640i xDrive Gran Coupe	Fuel Pump Camshaft Follower	3.0L	Base	N55B30A, Sedan, F06	HCF3057
650i	Fuel Pump Camshaft Follower	4.4L	Base	N63B44B, Convertible, F12	HCF3057
650i	Fuel Pump Camshaft Follower	4.4L	Base	N63B44B, Coupe, F13	HCF3057
650i Gran Coupe	Fuel Pump Module Assembly	4.4L	Base	SPECIAL ORDER ONLY	FUP3428-D
650i Gran Coupe	Fuel Pump Camshaft Follower	4.4L	Base	N63B44B, Sedan, F06	HCF3057
650i xDrive	Fuel Pump Camshaft Follower	4.4L	Base	N63B44B, Convertible, F12	HCF3057
650i xDrive	Fuel Pump Camshaft Follower	4.4L	Base	N63B44B, Coupe, F13	HCF3057
650i xDrive Gran Coupe	Fuel Pump Module Assembly	4.4L	Base	For vehicles w/o Outer fuel filter, SPECIAL ORDER ONLY	FUP3428-D
650i xDrive Gran Coupe	Fuel Pump Camshaft Follower	4.4L	Base	N63B44B, Sedan, F06	HCF3057
740i	Fuel Pump Camshaft Follower	3.0L	Base	Observe PuMA Measure 63518229; Observe SI B11 17 17, B58B30M0, Sedan, G12	HCF3057
740i	Ignition Coil	3.0L	Base, Excellence	GAS	IGC0189
750i	Fuel Pump Camshaft Follower	4.4L	Base	N63B44B, Sedan, G12	HCF3057

Vehicle	Part Type	Engine Size	Trim	Note(s)	Part Number
<b>2016 BMW (cont'd)</b>					
750i xDrive	Fuel Pump Camshaft Follower	4.4L	Base	N63B44B, Sedan, G12	HCF3057
ActiveHybrid 5	Fuel Pump Camshaft Follower	3.0L	Base	N55B30A, Sedan, F10	HCF3057
Alpina B6 Gran Coupe	Fuel Pump Camshaft Follower	4.4L	Base	N63M20A, Sedan, F06	HCF3057
Alpina B6 xDrive Gran Coupe	Fuel Pump Camshaft Follower	4.4L	Base	N63M20A, Sedan, F06	HCF3057
i8	Fuel Pump Camshaft Follower	1.5L	Base	Observe PuMA Measure 62634754, B38T, Coupe, I12	HCF3057
i8	Ignition Coil	1.5L	Base	ELECTRIC/GAS	IGC0189
M2	Fuel Pump Camshaft Follower	3.0L	Base	N55B30A, Coupe, F87	HCF3057
M3	Fuel Pump Camshaft Follower	3.0L	Base	S55B30, Sedan, F80	HCF3057
M4	Fuel Pump Camshaft Follower	3.0L	Base	S55B30, Convertible, F83	HCF3057
M4	Fuel Pump Camshaft Follower	3.0L	Base, GTS	S55B30, Coupe, F82	HCF3057
M5	Fuel Pump Camshaft Follower	4.4L	Base	Observe PuMA Measure 59743016, S63B44B, Sedan, F10	HCF3057
M6	Fuel Pump Camshaft Follower	4.4L	Base	S63B44B, Convertible, F12	HCF3057
M6	Fuel Pump Camshaft Follower	4.4L	Base	S63B44B, Coupe, F13	HCF3057
M6 Gran Coupe	Fuel Pump Camshaft Follower	4.4L	Base	S63B44B, Sedan, F06	HCF3057
M235i	ABS Wheel Speed Sensor	3.0L	Base, M Sport	W/ Harness, For vehicles w/o Park Assistant, Front, SPECIAL ORDER ONLY	ABS1534HU-D
M235i	ABS Wheel Speed Sensor	3.0L	Base, M Sport	W/ Harness, Rear	ABS1535-HU
M235i	Fuel Pump Camshaft Follower	3.0L	Base	N55B30A, Convertible, F23	HCF3057
M235i	Fuel Pump Camshaft Follower	3.0L	Base	N55B30A, Coupe, F22	HCF3057
M235i xDrive	ABS Wheel Speed Sensor	3.0L	Base	W/ Harness, Rear	ABS1535-HU
M235i xDrive	Fuel Pump Camshaft Follower	3.0L	Base	N55B30A, Convertible, F23	HCF3057
M235i xDrive	Fuel Pump Camshaft Follower	3.0L	Base	N55B30A, Coupe, F22	HCF3057

Vehicle	Part Type	Engine Size	Trim	Note(s)	Part Number
<b>2016 BMW (cont'd)</b>					
X1	Fuel Pump Camshaft Follower	2.0L	xDrive28i	Observe PuMA Measure 62634754, B46A20B, Sport Utility, F48	HCF3057
X1	Ignition Coil	2.0L	X Line, sDrive20i M Sport, xDrive28i	GAS	IGC0189
X3	Fuel Pump Camshaft Follower	2.0L	sDrive28i, xDrive28i	N20B20A, Sport Utility, F25	HCF3057
X3	Fuel Pump Camshaft Follower	3.0L	xDrive35i	N55B30A, Sport Utility, F25	HCF3057
X3	HVAC Blower Motor Resistor	3.0L	xDrive35i, xDrive35i M Sport, xDrive35i X Line		HVC2531
X3	Ignition Coil	2.0L	sDrive20i, sDrive28i, xDrive28d, xDrive28i, xDrive28i X Line		IGC4049-HU
X3	Mass Air Flow Sensor	2.0L	xDrive28d		MAF5115
X4	Fuel Pump Camshaft Follower	2.0L	xDrive28i	N20B20A, Sport Utility, F26	HCF3057
X4	Fuel Pump Camshaft Follower	3.0L	M40i, xDrive35i	N55B30A, Sport Utility, F26	HCF3057
X4	Ignition Coil	2.0L	X Line, xDrive28i, xDrive28i X Line		IGC4049-HU
X5	Fuel Pump Camshaft Follower	2.0L	xDrive40e	N20B20A, Sport Utility, F15	HCF3057
X5	Fuel Pump Camshaft Follower	3.0L	sDrive35i, xDrive35i	N55B30A, Sport Utility, F15	HCF3057
X5	Fuel Pump Camshaft Follower	4.4L	xDrive50i	N63B44B, Sport Utility, F15	HCF3057
X5	Fuel Pump Camshaft Follower	4.4L	M	S63R, Sport Utility, F85	HCF3057
X5	Ignition Coil	2.0L	xDrive40e, xDrive40e Excellence		IGC4049-HU
X6	Fuel Pump Camshaft Follower	3.0L	sDrive35i, xDrive35i	N55B30A, Sport Utility, F16	HCF3057
X6	Fuel Pump Camshaft Follower	4.4L	xDrive50i	N63B44B, Sport Utility, F16	HCF3057
X6	Fuel Pump Camshaft Follower	4.4L	M	S63R, Sport Utility, F86	HCF3057
Z4	Fuel Pump Camshaft Follower	2.0L	sDrive28i	N20B20A, Convertible, E89	HCF3057
Z4	Ignition Coil	2.0L	Design Pure Traction, M Sport, sDrive18i, sDrive28i		IGC4049-HU

Vehicle	Part Type	Engine Size	Trim	Note(s)	Part Number
<b>2017 BMW</b>					
230i	ABS Wheel Speed Sensor	2.0L	Base	W/ Harness, For vehicles w/o (Active Cruise Control, Stop&Go Function, Park Assistant), Front, SPECIAL ORDER ONLY	ABS1534HU-D
230i	ABS Wheel Speed Sensor	2.0L	Base	W/ Harness, For vehicles w/o (Active Cruise Control, Stop&Go Function, Park Assistant), Rear	ABS1535-HU
230i	Fuel Pump Camshaft Follower	2.0L	Base	B46B2000, Convertible, F23	HCF3057
230i	Fuel Pump Camshaft Follower	2.0L	Base	B46B2000, Coupe, F22	HCF3057
230i	Ignition Coil	2.0L	Base	GAS	IGC0189
230i xDrive	ABS Wheel Speed Sensor	2.0L	Base	W/ Harness, For vehicles w/o (Active Cruise Control, Stop&Go Function, Park Assistant), Rear	ABS1535-HU
230i xDrive	Fuel Pump Camshaft Follower	2.0L	Base	B46B2000, Convertible, F23	HCF3057
230i xDrive	Fuel Pump Camshaft Follower	2.0L	Base	B46B2000, Coupe, F22	HCF3057
230i xDrive	Ignition Coil	2.0L	Base	GAS	IGC0189
320i	ABS Wheel Speed Sensor	2.0L	Base	W/ Harness, For vehicles w/o (Active Cruise Control, Stop&Go Function, Park Assistant), Front, SPECIAL ORDER ONLY	ABS1534HU-D
320i	ABS Wheel Speed Sensor	2.0L	Base	W/ Harness, For vehicles w/o (Active Cruise Control, Stop&Go Function, Park Assistant), Rear	ABS1535-HU
320i	Fuel Pump Camshaft Follower	2.0L	Base	N20B20A, Sedan, F30	HCF3057
320i xDrive	ABS Wheel Speed Sensor	2.0L	Base	W/ Harness, For vehicles w/o (Active Cruise Control, Stop&Go Function, Park Assistant), Rear	ABS1535-HU
320i xDrive	Fuel Pump Camshaft Follower	2.0L	Base	N20B20A, Sedan, F30	HCF3057

Vehicle	Part Type	Engine Size	Trim	Note(s)	Part Number
<b>2017 BMW (cont'd)</b>					
328d	ABS Wheel Speed Sensor	2.0L	Base	W/ Harness, For vehicles w/o (Active Cruise Control, Stop&Go Function, Park Assistant), Front, SPECIAL ORDER ONLY	ABS1534HU-D
328d	ABS Wheel Speed Sensor	2.0L	Base	W/ Harness, For vehicles w/o (Active Cruise Control, Stop&Go Function, Park Assistant), Rear	ABS1535-HU
328d	Mass Air Flow Sensor	2.0L	Base		MAF5115
328d xDrive	ABS Wheel Speed Sensor	2.0L	Base	W/ Harness, For vehicles w/o (Active Cruise Control, Stop&Go Function, Park Assistant), Rear	ABS1535-HU
328d xDrive	Mass Air Flow Sensor	2.0L	Base		MAF5115
330e	ABS Wheel Speed Sensor	2.0L	iPerformance	W/ Harness, For vehicles w/o (Active Cruise Control, Stop&Go Function, Park Assistant), Front, SPECIAL ORDER ONLY	ABS1534HU-D
330e	ABS Wheel Speed Sensor	2.0L	iPerformance	W/ Harness, For vehicles w/o (Active Cruise Control, Stop&Go Function, Park Assistant), Rear	ABS1535-HU
330e	Fuel Pump Camshaft Follower	2.0L	iPerformance	B48A20M0, Sedan, F30	HCF3057
330e	Ignition Coil	2.0L	iPerformance	ELECTRIC/GAS	IGC0189
330i	ABS Wheel Speed Sensor	2.0L	Base, Luxury Line, Sport Line	W/ Harness, For vehicles w/o (Active Cruise Control, Stop&Go Function, Park Assistant), Front, SPECIAL ORDER ONLY	ABS1534HU-D
330i	ABS Wheel Speed Sensor	2.0L	Base, Luxury Line, Sport Line	W/ Harness, For vehicles w/o (Active Cruise Control, Stop&Go Function, Park Assistant), Rear	ABS1535-HU

Vehicle	Part Type	Engine Size	Trim	Note(s)	Part Number
<b>2017 BMW (cont'd)</b>					
330i	Fuel Pump Camshaft Follower	2.0L	Base	B46B2000, Sedan, F30	HCF3057
330i	Ignition Coil	2.0L	Base, Luxury Line, Sport Line	GAS	IGC0189
330i GT xDrive	ABS Wheel Speed Sensor	2.0L	Base	W/ Harness, For vehicles w/o (Active Cruise Control, Stop&Go Function, Park Assistant), Rear	ABS1535-HU
330i GT xDrive	Fuel Pump Camshaft Follower	2.0L	Base	B46B2000, Hatchback, F34	HCF3057
330i GT xDrive	Ignition Coil	2.0L	Base	GAS	IGC0189
330i xDrive	ABS Wheel Speed Sensor	2.0L	Base	W/ Harness, For vehicles w/o (Active Cruise Control, Stop&Go Function, Park Assistant), Rear	ABS1535-HU
330i xDrive	Fuel Pump Camshaft Follower	2.0L	Base	B46B2000, Sedan, F30	HCF3057
330i xDrive	Fuel Pump Camshaft Follower	2.0L	Base	B46B2000, Wagon, F31	HCF3057
330i xDrive	Ignition Coil	2.0L	Base	GAS	IGC0189
340i	ABS Wheel Speed Sensor	3.0L	Base	W/ Harness, For vehicles w/o (Active Cruise Control, Stop&Go Function, Park Assistant), Front, SPECIAL ORDER ONLY	ABS1534HU-D
340i	ABS Wheel Speed Sensor	3.0L	Base	W/ Harness, For vehicles w/o (Active Cruise Control, Stop&Go Function, Park Assistant), Rear	ABS1535-HU
340i	Fuel Pump Camshaft Follower	3.0L	Base	Observe PuMA Measure 63518229; Observe SI B11 17 17, B58B30M0, Sedan, F30	HCF3057
340i	Ignition Coil	3.0L	Base, M Sport	GAS	IGC0189
340i GT xDrive	ABS Wheel Speed Sensor	3.0L	Base	W/ Harness, For vehicles w/o (Active Cruise Control, Stop&Go Function, Park Assistant), Rear	ABS1535-HU



Vehicle	Part Type	Engine Size	Trim	Note(s)	Part Number
<b>2017 BMW (cont'd)</b>					
340i GT xDrive	Fuel Pump Camshaft Follower	3.0L	Base	Observe PuMA Measure 63518229; Observe SI B11 17 17, B58B30M0, Hatchback, F34	HCF3057
340i GT xDrive	Ignition Coil	3.0L	Base	GAS	IGC0189
340i xDrive	ABS Wheel Speed Sensor	3.0L	Base	W/ Harness, For vehicles w/o (Active Cruise Control, Stop&Go Function, Park Assistant), Rear	ABS1535-HU
340i xDrive	Fuel Pump Camshaft Follower	3.0L	Base	Observe PuMA Measure 63518229; Observe SI B11 17 17, B58B30M0, Sedan, F30	HCF3057
340i xDrive	Ignition Coil	3.0L	Base	GAS	IGC0189
430i	ABS Wheel Speed Sensor	2.0L	Base, Gran Coupe Sport Line, Sport Line	W/ Harness, For vehicles w/o (Active Cruise Control, Stop&Go Function, Park Assistant), Front, SPECIAL ORDER ONLY	ABS1534HU-D
430i	ABS Wheel Speed Sensor	2.0L	Base, Gran Coupe Sport Line, Sport Line	W/ Harness, For vehicles w/o (Active Cruise Control, Stop&Go Function, Park Assistant), Rear	ABS1535-HU
430i	Fuel Pump Camshaft Follower	2.0L	Base	B46B2000, Convertible, F33	HCF3057
430i	Fuel Pump Camshaft Follower	2.0L	Base	B46B2000, Coupe, F32	HCF3057
430i	Ignition Coil	2.0L	Base, Gran Coupe Sport Line, Sport Line	GAS	IGC0189
430i Gran Coupe	ABS Wheel Speed Sensor	2.0L	Base	W/ Harness, For vehicles w/o (Active Cruise Control, Stop&Go Function, Park Assistant), Front, SPECIAL ORDER ONLY	ABS1534HU-D
430i Gran Coupe	ABS Wheel Speed Sensor	2.0L	Base	W/ Harness, For vehicles w/o (Active Cruise Control, Stop&Go Function, Park Assistant), Rear	ABS1535-HU

Vehicle	Part Type	Engine Size	Trim	Note(s)	Part Number
<b>2017 BMW (cont'd)</b>					
430i Gran Coupe	Fuel Pump Camshaft Follower	2.0L	Base	B46B2000, Hatchback, F36	HCF3057
430i Gran Coupe	Ignition Coil	2.0L	Base	GAS	IGC0189
430i xDrive	ABS Wheel Speed Sensor	2.0L	Base	W/ Harness, For vehicles w/o (Active Cruise Control, Stop&Go Function, Park Assistant), Rear	ABS1535-HU
430i xDrive	Fuel Pump Camshaft Follower	2.0L	Base	B46B2000, Convertible, F33	HCF3057
430i xDrive	Fuel Pump Camshaft Follower	2.0L	Base	B46B2000, Coupe, F32	HCF3057
430i xDrive	Ignition Coil	2.0L	Base	GAS	IGC0189
430i xDrive Gran Coupe	ABS Wheel Speed Sensor	2.0L	Base	W/ Harness, For vehicles w/o (Active Cruise Control, Stop&Go Function, Park Assistant), Rear	ABS1535-HU
430i xDrive Gran Coupe	Fuel Pump Camshaft Follower	2.0L	Base	B46B2000, Hatchback, F36	HCF3057
430i xDrive Gran Coupe	Ignition Coil	2.0L	Base	GAS	IGC0189
440i	ABS Wheel Speed Sensor	3.0L	Base	W/ Harness, For vehicles w/o (Active Cruise Control, Stop&Go Function, Park Assistant), Front, SPECIAL ORDER ONLY	ABS1534HU-D
440i	Fuel Pump Camshaft Follower	3.0L	Base	Observe PuMA Measure 63518229; Observe SI B11 17 17, B58B30M0, Convertible, F33	HCF3057
440i	Fuel Pump Camshaft Follower	3.0L	Base	Observe PuMA Measure 63518229; Observe SI B11 17 17, B58B30M0, Coupe, F32	HCF3057
440i	Ignition Coil	3.0L	Base, Gran Coupe M Sport, M Sport	GAS	IGC0189
440i Gran Coupe	ABS Wheel Speed Sensor	3.0L	Base	W/ Harness, For vehicles w/o (Active Cruise Control, Stop&Go Function, Park Assistant), Front, SPECIAL ORDER ONLY	ABS1534HU-D

Vehicle	Part Type	Engine Size	Trim	Note(s)	Part Number
<b>2017 BMW (cont'd)</b>					
440i Gran Coupe	ABS Wheel Speed Sensor	3.0L	Base	W/ Harness, For vehicles w/o (Active Cruise Control, Stop&Go Function, Park Assistant), Rear	ABS1535-HU
440i Gran Coupe	Fuel Pump Camshaft Follower	3.0L	Base	Observe PuMA Measure 63518229; Observe SI B11 17 17, B58B30M0, Hatchback, F36	HCF3057
440i Gran Coupe	Ignition Coil	3.0L	Base	GAS	IGC0189
440i xDrive	Fuel Pump Camshaft Follower	3.0L	Base	Observe PuMA Measure 63518229; Observe SI B11 17 17, B58B30M0, Convertible, F33	HCF3057
440i xDrive	Fuel Pump Camshaft Follower	3.0L	Base	Observe PuMA Measure 63518229; Observe SI B11 17 17, B58B30M0, Coupe, F32	HCF3057
440i xDrive	Ignition Coil	3.0L	Base	GAS	IGC0189
440i xDrive Gran Coupe	ABS Wheel Speed Sensor	3.0L	Base	W/ Harness, For vehicles w/o (Active Cruise Control, Stop&Go Function, Park Assistant), Rear	ABS1535-HU
440i xDrive Gran Coupe	Fuel Pump Camshaft Follower	3.0L	Base	Observe PuMA Measure 63518229; Observe SI B11 17 17, B58B30M0, Hatchback, F36	HCF3057
440i xDrive Gran Coupe	Ignition Coil	3.0L	Base	GAS	IGC0189
530i	Fuel Pump Camshaft Follower	2.0L	Base	B46B2000, Sedan, G30	HCF3057
530i	Ignition Coil	2.0L	Base, Sport Line	GAS	IGC0189
530i xDrive	Fuel Pump Camshaft Follower	2.0L	Base	B46B2000, Sedan, G30	HCF3057
530i xDrive	Ignition Coil	2.0L	Base	GAS	IGC0189
535i GT	Fuel Pump Module Assembly	3.0L	Base	SPECIAL ORDER ONLY	FUP3427HU-D
535i GT	Fuel Pump Camshaft Follower	3.0L	Base	N55B30A, Hatchback, F07	HCF3057
535i GT xDrive	Fuel Pump Module Assembly	3.0L	Base	SPECIAL ORDER ONLY	FUP3427HU-D

Vehicle	Part Type	Engine Size	Trim	Note(s)	Part Number
<b>2017 BMW (cont'd)</b>					
535i GT xDrive	Fuel Pump Camshaft Follower	3.0L	Base	N55B30A, Hatchback, F07	HCF3057
540i	Fuel Pump Camshaft Follower	3.0L	Base	Observe PuMA Measure 63518229; Observe SI B11 17 17, B58B30M0, Sedan, G30	HCF3057
540i	Ignition Coil	3.0L	Base	GAS	IGC0189
540i xDrive	Fuel Pump Camshaft Follower	3.0L	Base	Observe PuMA Measure 63518229; Observe SI B11 17 17, B58B30M0, Sedan, G30	HCF3057
540i xDrive	Ignition Coil	3.0L	Base	GAS	IGC0189
550i GT xDrive	Fuel Pump Module Assembly	4.4L	Base	SPECIAL ORDER ONLY	FUP3428-D
550i GT xDrive	Fuel Pump Camshaft Follower	4.4L	Base	N63B44B, Hatchback, F07	HCF3057
640i	Fuel Pump Camshaft Follower	3.0L	Base	N55B30A, Convertible, F12	HCF3057
640i	Fuel Pump Camshaft Follower	3.0L	Base	N55B30A, Coupe, F13	HCF3057
640i Gran Coupe	Fuel Pump Module Assembly	3.0L	Base	SPECIAL ORDER ONLY	FUP3427HU-D
640i Gran Coupe	Fuel Pump Camshaft Follower	3.0L	Base	N55B30A, Sedan, F06	HCF3057
640i xDrive	Fuel Pump Module Assembly	3.0L	Base	SPECIAL ORDER ONLY	FUP3427HU-D
640i xDrive	Fuel Pump Camshaft Follower	3.0L	Base	N55B30A, Convertible, F12	HCF3057
640i xDrive	Fuel Pump Camshaft Follower	3.0L	Base	N55B30A, Coupe, F13	HCF3057
640i xDrive Gran Coupe	Fuel Pump Module Assembly	3.0L	Base	SPECIAL ORDER ONLY	FUP3427HU-D
640i xDrive Gran Coupe	Fuel Pump Camshaft Follower	3.0L	Base	N55B30A, Sedan, F06	HCF3057
650i	Fuel Pump Camshaft Follower	4.4L	Base	N63B44B, Convertible, F12	HCF3057
650i	Fuel Pump Camshaft Follower	4.4L	Base	N63B44B, Coupe, F13	HCF3057
650i Gran Coupe	Fuel Pump Module Assembly	4.4L	Base	SPECIAL ORDER ONLY	FUP3428-D
650i Gran Coupe	Fuel Pump Camshaft Follower	4.4L	Base	N63B44B, Sedan, F06	HCF3057
650i xDrive	Fuel Pump Camshaft Follower	4.4L	Base	N63B44B, Convertible, F12	HCF3057
650i xDrive	Fuel Pump Camshaft Follower	4.4L	Base	N63B44B, Coupe, F13	HCF3057

Vehicle	Part Type	Engine Size	Trim	Note(s)	Part Number
<b>2017 BMW (cont'd)</b>					
650i xDrive Gran Coupe	Fuel Pump Module Assembly	4.4L	Base	For vehicles w/o Outer fuel filter, SPECIAL ORDER ONLY	FUP3428-D
650i xDrive Gran Coupe	Fuel Pump Camshaft Follower	4.4L	Base	N63B44B, Sedan, F06	HCF3057
740e xDrive	Fuel Pump Camshaft Follower	2.0L	iPerformance	B48A20M0, Sedan, G12	HCF3057
740e xDrive	Ignition Coil	2.0L	iPerformance	ELECTRIC/GAS	IGC0189
740i	Fuel Pump Camshaft Follower	3.0L	Base	Observe PuMA Measure 63518229; Observe SI B11 17 17, B58B30M0, Sedan, G12	HCF3057
740i	Ignition Coil	3.0L	Base, Excellence	GAS	IGC0189
740i xDrive	Fuel Pump Camshaft Follower	3.0L	Base	Observe PuMA Measure 63518229; Observe SI B11 17 17, B58B30M0, Sedan, G12	HCF3057
740i xDrive	Ignition Coil	3.0L	Base	GAS	IGC0189
740Le xDrive	Fuel Pump Camshaft Follower	2.0L	Base	B48A20M0, Sedan, G12	HCF3057
740Le xDrive	Ignition Coil	2.0L	Base	ELECTRIC/GAS	IGC0189
750i	Fuel Pump Camshaft Follower	4.4L	Base	N63B44B, Sedan, G12	HCF3057
750i xDrive	Fuel Pump Camshaft Follower	4.4L	Base	N63B44B, Sedan, G12	HCF3057
750Li xDrive	Fuel Pump Camshaft Follower	4.4L	Base	N63B44B, Sedan, G12	HCF3057
Alpina B6 xDrive Gran Coupe	Fuel Pump Camshaft Follower	4.4L	Base	N63M20A, Sedan, F06	HCF3057
Alpina B7	Fuel Pump Camshaft Follower	4.4L	xDrive	N63M30, Sedan, G12	HCF3057
i8	Fuel Pump Camshaft Follower	1.5L	Base	Observe PuMA Measure 62634754, B38T, Coupe, I12	HCF3057
i8	Ignition Coil	1.5L	Base, Pure Impulse, Red Edition	ELECTRIC/GAS	IGC0189
M2	Fuel Pump Camshaft Follower	3.0L	Base, Coupe	N55B30A, Coupe, F87	HCF3057
M3	Fuel Pump Camshaft Follower	3.0L	Base	S55B30, Sedan, F80	HCF3057
M4	Fuel Pump Camshaft Follower	3.0L	Base	S55B30, Convertible, F83	HCF3057
M4	Fuel Pump Camshaft Follower	3.0L	Base	S55B30, Coupe, F82	HCF3057

Vehicle	Part Type	Engine Size	Trim	Note(s)	Part Number
<b>2017 BMW (cont'd)</b>					
M6	Fuel Pump Camshaft Follower	4.4L	Base	S63B44B, Convertible, F12	HCF3057
M6	Fuel Pump Camshaft Follower	4.4L	Base	S63B44B, Coupe, F13	HCF3057
M6 Gran Coupe	Fuel Pump Camshaft Follower	4.4L	Base	S63B44B, Sedan, F06	HCF3057
M240i	ABS Wheel Speed Sensor	3.0L	Base	W/ Harness, For vehicles w/o (Active Cruise Control, Stop&Go Function, Park Assistant), Front, SPECIAL ORDER ONLY	ABS1534HU-D
M240i	ABS Wheel Speed Sensor	3.0L	Base	W/ Harness, For vehicles w/o (Active Cruise Control, Stop&Go Function, Park Assistant), Rear	ABS1535-HU
M240i	Fuel Pump Camshaft Follower	3.0L	Base	Observe PuMA Measure 63518229; Observe SI B11 17 17, B58M3000, Convertible, F23	HCF3057
M240i	Fuel Pump Camshaft Follower	3.0L	Base	Observe PuMA Measure 63518229; Observe SI B11 17 17, B58M3000, Coupe, F22	HCF3057
M240i	Ignition Coil	3.0L	Base, Sport	GAS	IGC0189
M240i xDrive	ABS Wheel Speed Sensor	3.0L	Base	W/ Harness, For vehicles w/o (Active Cruise Control, Stop&Go Function, Park Assistant), Rear	ABS1535-HU
M240i xDrive	Fuel Pump Camshaft Follower	3.0L	Base	Observe PuMA Measure 63518229; Observe SI B11 17 17, B58M3000, Convertible, F23	HCF3057
M240i xDrive	Fuel Pump Camshaft Follower	3.0L	Base	Observe PuMA Measure 63518229; Observe SI B11 17 17, B58M3000, Coupe, F22	HCF3057
M240i xDrive	Ignition Coil	3.0L	Base	GAS	IGC0189
M760i xDrive	Fuel Pump Camshaft Follower	6.6L	Base	N74B66, Sedan, G12	HCF3057

Vehicle	Part Type	Engine Size	Trim	Note(s)	Part Number
<b>2017 BMW (cont'd)</b>					
M760Li xDrive	Fuel Pump Camshaft Follower	6.6L	Base	N74B66, Sedan, G12	HCF3057
X1	Fuel Pump Camshaft Follower	2.0L	sDrive28i, xDrive28i	Observe PuMA Measure 62634754, B46A20B, Sport Utility, F48	HCF3057
X1	Ignition Coil	2.0L	sDrive20i M Sport, sDrive20i X Line, sDrive28i, xDrive28i	GAS	IGC0189
X3	Fuel Pump Camshaft Follower	2.0L	sDrive28i, xDrive28i	N20B20A, Sport Utility, F25	HCF3057
X3	Fuel Pump Camshaft Follower	3.0L	xDrive35i, xDrive35i M Sport	N55B30A, Sport Utility, F25	HCF3057
X3	Mass Air Flow Sensor	2.0L	xDrive28d		MAF5115
X4	Fuel Pump Camshaft Follower	2.0L	xDrive28i	N20B20A, Sport Utility, F26	HCF3057
X4	Fuel Pump Camshaft Follower	3.0L	M40i, xDrive35i M Sport	N55B30A, Sport Utility, F26	HCF3057
X5	Fuel Pump Camshaft Follower	2.0L	xDrive40e	N20B20A, Sport Utility, F15	HCF3057
X5	Fuel Pump Camshaft Follower	3.0L	sDrive35i, xDrive35i	N55B30A, Sport Utility, F15	HCF3057
X5	Fuel Pump Camshaft Follower	4.4L	xDrive50i	N63B44B, Sport Utility, F15	HCF3057
X5	Fuel Pump Camshaft Follower	4.4L	M	S63R, Sport Utility, F85	HCF3057
X6	Fuel Pump Camshaft Follower	3.0L	sDrive35i, xDrive35i	N55B30A, Sport Utility, F16	HCF3057
X6	Fuel Pump Camshaft Follower	4.4L	xDrive50i	N63B44B, Sport Utility, F16	HCF3057
X6	Fuel Pump Camshaft Follower	4.4L	M	S63R, Sport Utility, F86	HCF3057
<b>2018 BMW</b>					
230i	ABS Wheel Speed Sensor	2.0L	Base	W/ Harness, For Vehicles Without Active Cruise Control + Stop&Go Function, Without Parking Assistent, Front, SPECIAL ORDER ONLY	ABS1534HU-D
230i	ABS Wheel Speed Sensor	2.0L	Base	W/ Harness, For Vehicles Without Active Cruise Control + Stop&Go Function, Without Parking Assistent, Rear	ABS1535-HU

Vehicle	Part Type	Engine Size	Trim	Note(s)	Part Number
<b>2018 BMW (cont'd)</b>					
230i	Fuel Pump Camshaft Follower	2.0L	Base	B46B2000, Convertible, F23	HCF3057
230i	Fuel Pump Camshaft Follower	2.0L	Base	B46B2000, Coupe, F22	HCF3057
230i	Ignition Coil	2.0L	Base	GAS	IGC0189
230i xDrive	ABS Wheel Speed Sensor	2.0L	Base	W/ Harness, For Vehicles Without Active Cruise Control + Stop&Go Function, Without Parking Assistent, Rear	ABS1535-HU
230i xDrive	Fuel Pump Camshaft Follower	2.0L	Base	B46B2000, Convertible, F23	HCF3057
230i xDrive	Fuel Pump Camshaft Follower	2.0L	Base	B46B2000, Coupe, F22	HCF3057
230i xDrive	Ignition Coil	2.0L	Base	GAS	IGC0189
320i	ABS Wheel Speed Sensor	2.0L	Base	W/ Harness, For Vehicles Without Active Cruise Control + Stop&Go Function, Without Parking Assistent, Front, SPECIAL ORDER ONLY	ABS1534HU-D
320i	ABS Wheel Speed Sensor	2.0L	Base	W/ Harness, For Vehicles Without Active Cruise Control + Stop&Go Function, Without Parking Assistent, Rear	ABS1535-HU
320i	Fuel Pump Camshaft Follower	2.0L	Base	N20B20A, Sedan, F30	HCF3057
320i xDrive	ABS Wheel Speed Sensor	2.0L	Base	W/ Harness, For Vehicles Without Active Cruise Control + Stop&Go Function, Without Parking Assistent, Rear	ABS1535-HU
320i xDrive	Fuel Pump Camshaft Follower	2.0L	Base	N20B20A, Sedan, F30	HCF3057
328d	ABS Wheel Speed Sensor	2.0L	Base	W/ Harness, For Vehicles Without Active Cruise Control + Stop&Go Function, Without Parking Assistent, Front, SPECIAL ORDER ONLY	ABS1534HU-D



Vehicle	Part Type	Engine Size	Trim	Note(s)	Part Number
<b>2018 BMW (cont'd)</b>					
328d	ABS Wheel Speed Sensor	2.0L	Base	W/ Harness, For Vehicles Without Active Cruise Control + Stop&Go Function, Without Parking Assistent, Rear	ABS1535-HU
328d	Mass Air Flow Sensor	2.0L	Base		MAF5115
328d xDrive	ABS Wheel Speed Sensor	2.0L	Base	W/ Harness, For Vehicles Without Active Cruise Control + Stop&Go Function, Without Parking Assistent, Rear	ABS1535-HU
328d xDrive	Mass Air Flow Sensor	2.0L	Base		MAF5115
330e	ABS Wheel Speed Sensor	2.0L	Base, iPerformance Sport Line	W/ Harness, For Vehicles Without Active Cruise Control + Stop&Go Function, Without Parking Assistent, Front, SPECIAL ORDER ONLY	ABS1534HU-D
330e	ABS Wheel Speed Sensor	2.0L	Base, iPerformance Sport Line	W/ Harness, For Vehicles Without Active Cruise Control + Stop&Go Function, Without Parking Assistent, Rear	ABS1535-HU
330e	Fuel Pump Camshaft Follower	2.0L	Base, iPerformance Sport Line	B48A20M0, Sedan, F30	HCF3057
330e	Ignition Coil	2.0L	Base, iPerformance Sport Line	ELECTRIC/GAS	IGC0189
330i	ABS Wheel Speed Sensor	2.0L	Base, M Sport, Sport Line	W/ Harness, For Vehicles Without Active Cruise Control + Stop&Go Function, Without Parking Assistent, Front, SPECIAL ORDER ONLY	ABS1534HU-D
330i	ABS Wheel Speed Sensor	2.0L	Base, M Sport, Sport Line	W/ Harness, For Vehicles Without Active Cruise Control + Stop&Go Function, Without Parking Assistent, Rear	ABS1535-HU
330i	Fuel Pump Camshaft Follower	2.0L	Base	B46B2000, Sedan, F30	HCF3057
330i	Ignition Coil	2.0L	Base, M Sport, Sport Line	GAS	IGC0189

Vehicle	Part Type	Engine Size	Trim	Note(s)	Part Number
<b>2018 BMW (cont'd)</b>					
330i GT xDrive	ABS Wheel Speed Sensor	2.0L	Base	W/ Harness, For Vehicles Without Active Cruise Control + Stop&Go Function, Without Parking Assistent, Rear	ABS1535-HU
330i GT xDrive	Fuel Pump Camshaft Follower	2.0L	Base	B46B2000, Hatchback, F34	HCF3057
330i GT xDrive	Ignition Coil	2.0L	Base	GAS	IGC0189
330i xDrive	ABS Wheel Speed Sensor	2.0L	Base	W/ Harness, For Vehicles Without Active Cruise Control + Stop&Go Function, Without Parking Assistent, Rear	ABS1535-HU
330i xDrive	Fuel Pump Camshaft Follower	2.0L	Base	B46B2000, Sedan, F30	HCF3057
330i xDrive	Fuel Pump Camshaft Follower	2.0L	Base	B46B2000, Wagon, F31	HCF3057
330i xDrive	Ignition Coil	2.0L	Base	GAS	IGC0189
340i	ABS Wheel Speed Sensor	3.0L	Base	W/ Harness, For Vehicles Without Active Cruise Control + Stop&Go Function, Without Parking Assistent, Front, SPECIAL ORDER ONLY	ABS1534HU-D
340i	ABS Wheel Speed Sensor	3.0L	Base	W/ Harness, For Vehicles Without Active Cruise Control + Stop&Go Function, Without Parking Assistent, Rear	ABS1535-HU
340i	Fuel Pump Camshaft Follower	3.0L	Base	Observe PuMA Measure 63518229; Observe SI B11 17 17, B58B30M0, Sedan, F30	HCF3057
340i	Ignition Coil	3.0L	Base, M Sport	GAS	IGC0189
340i GT xDrive	ABS Wheel Speed Sensor	3.0L	Base	W/ Harness, For Vehicles Without Active Cruise Control + Stop&Go Function, Without Parking Assistent, Rear	ABS1535-HU

Vehicle	Part Type	Engine Size	Trim	Note(s)	Part Number
<b>2018 BMW (cont'd)</b>					
340i GT xDrive	Fuel Pump Camshaft Follower	3.0L	Base	Observe PuMA Measure 63518229; Observe SI B11 17 17, B58B30M0, Hatchback, F34	HCF3057
340i GT xDrive	Ignition Coil	3.0L	Base	GAS	IGC0189
340i xDrive	ABS Wheel Speed Sensor	3.0L	Base	W/ Harness, For Vehicles Without Active Cruise Control + Stop&Go Function, Without Parking Assistent, Rear	ABS1535-HU
340i xDrive	Fuel Pump Camshaft Follower	3.0L	Base	Observe PuMA Measure 63518229; Observe SI B11 17 17, B58B30M0, Sedan, F30	HCF3057
340i xDrive	Ignition Coil	3.0L	Base	GAS	IGC0189
430i	ABS Wheel Speed Sensor	2.0L	Base, Sport Line	W/ Harness, For Vehicles Without Active Cruise Control + Stop&Go Function, Without Parking Assistent, Front, SPECIAL ORDER ONLY	ABS1534HU-D
430i	ABS Wheel Speed Sensor	2.0L	Base, Sport Line	W/ Harness, For Vehicles Without Active Cruise Control + Stop&Go Function, Without Parking Assistent, Rear	ABS1535-HU
430i	Fuel Pump Camshaft Follower	2.0L	Base	B46B2000, Convertible, F33	HCF3057
430i	Fuel Pump Camshaft Follower	2.0L	Base	B46B2000, Coupe, F32	HCF3057
430i	Ignition Coil	2.0L	Base, Sport Line	GAS	IGC0189
430i Gran Coupe	ABS Wheel Speed Sensor	2.0L	Base, Sport Line	W/ Harness, For Vehicles Without Active Cruise Control + Stop&Go Function, Without Parking Assistent, Front, SPECIAL ORDER ONLY	ABS1534HU-D

Vehicle	Part Type	Engine Size	Trim	Note(s)	Part Number
<b>2018 BMW (cont'd)</b>					
430i Gran Coupe	ABS Wheel Speed Sensor	2.0L	Base, Sport Line	W/ Harness, For Vehicles Without Active Cruise Control + Stop&Go Function, Without Parking Assistent, Rear	ABS1535-HU
430i Gran Coupe	Fuel Pump Camshaft Follower	2.0L	Base	B46B2000, Hatchback, F36	HCF3057
430i Gran Coupe	Ignition Coil	2.0L	Base, Sport Line	GAS	IGC0189
430i xDrive	ABS Wheel Speed Sensor	2.0L	Base	W/ Harness, For Vehicles Without Active Cruise Control + Stop&Go Function, Without Parking Assistent, Rear	ABS1535-HU
430i xDrive	Fuel Pump Camshaft Follower	2.0L	Base	B46B2000, Convertible, F33	HCF3057
430i xDrive	Fuel Pump Camshaft Follower	2.0L	Base	B46B2000, Coupe, F32	HCF3057
430i xDrive	Ignition Coil	2.0L	Base	GAS	IGC0189
430i xDrive Gran Coupe	ABS Wheel Speed Sensor	2.0L	Base	W/ Harness, For Vehicles Without Active Cruise Control + Stop&Go Function, Without Parking Assistent, Rear	ABS1535-HU
430i xDrive Gran Coupe	Fuel Pump Camshaft Follower	2.0L	Base	B46B2000, Hatchback, F36	HCF3057
430i xDrive Gran Coupe	Ignition Coil	2.0L	Base	GAS	IGC0189
440i	ABS Wheel Speed Sensor	3.0L	Base	W/ Harness, For Vehicles Without Active Cruise Control + Stop&Go Function, Without Parking Assistent, Front, SPECIAL ORDER ONLY	ABS1534HU-D
440i	ABS Wheel Speed Sensor	3.0L	Base	W/ Harness, For Vehicles Without Active Cruise Control + Stop&Go Function, Without Parking Assistent, Rear	ABS1535-HU
440i	Fuel Pump Camshaft Follower	3.0L	Base	Observe PuMA Measure 63518229; Observe SI B11 17 17, B58B30M0, Convertible, F33	HCF3057

Vehicle	Part Type	Engine Size	Trim	Note(s)	Part Number
<b>2018 BMW (cont'd)</b>					
440i	Fuel Pump Camshaft Follower	3.0L	Base	Observe PuMA Measure 63518229; Observe SI B11 17 17, B58B30M0, Coupe, F32	HCF3057
440i	Ignition Coil	3.0L	Base, M Sport	GAS	IGC0189
440i Gran Coupe	ABS Wheel Speed Sensor	3.0L	Base	W/ Harness, For Vehicles Without Active Cruise Control + Stop&Go Function, Without Parking Assistent, Front, SPECIAL ORDER ONLY	ABS1534HU-D
440i Gran Coupe	ABS Wheel Speed Sensor	3.0L	Base	W/ Harness, For Vehicles Without Active Cruise Control + Stop&Go Function, Without Parking Assistent, Rear	ABS1535-HU
440i Gran Coupe	Fuel Pump Camshaft Follower	3.0L	Base	Observe PuMA Measure 63518229; Observe SI B11 17 17, B58B30M0, Hatchback, F36	HCF3057
440i Gran Coupe	Ignition Coil	3.0L	Base, M Sport	GAS	IGC0189
440i xDrive	ABS Wheel Speed Sensor	3.0L	Base	W/ Harness, For Vehicles Without Active Cruise Control + Stop&Go Function, Without Parking Assistent, Rear	ABS1535-HU
440i xDrive	Fuel Pump Camshaft Follower	3.0L	Base	Observe PuMA Measure 63518229; Observe SI B11 17 17, B58B30M0, Convertible, F33	HCF3057
440i xDrive	Fuel Pump Camshaft Follower	3.0L	Base	Observe PuMA Measure 63518229; Observe SI B11 17 17, B58B30M0, Coupe, F32	HCF3057
440i xDrive	Ignition Coil	3.0L	Base	GAS	IGC0189

Vehicle	Part Type	Engine Size	Trim	Note(s)	Part Number
<b>2018 BMW (cont'd)</b>					
440i xDrive Gran Coupe	ABS Wheel Speed Sensor	3.0L	Base	W/ Harness, For Vehicles Without Active Cruise Control + Stop&Go Function, Without Parking Assistant, Rear	ABS1535-HU
440i xDrive Gran Coupe	Fuel Pump Camshaft Follower	3.0L	Base	Observe PuMA Measure 63518229; Observe SI B11 17 17, B58B30M0, Hatchback, F36	HCF3057
440i xDrive Gran Coupe	Ignition Coil	3.0L	Base	GAS	IGC0189
530e	Fuel Pump Camshaft Follower	2.0L	Base, iPerformance Sport Line	Sedan, G30	HCF3057
530e	Ignition Coil	2.0L	Base, iPerformance Sport Line	ELECTRIC/GAS	IGC0189
530e xDrive	Fuel Pump Camshaft Follower	2.0L	Base	Sedan, G30	HCF3057
530e xDrive	Ignition Coil	2.0L	Base	ELECTRIC/GAS	IGC0189
530i	Fuel Pump Camshaft Follower	2.0L	Base	B46B2000, Sedan, G30	HCF3057
530i	Ignition Coil	2.0L	Base, Sport Line	GAS	IGC0189
530i xDrive	Fuel Pump Camshaft Follower	2.0L	Base	B46B2000, Sedan, G30	HCF3057
530i xDrive	Ignition Coil	2.0L	Base	GAS	IGC0189
540i	Fuel Pump Camshaft Follower	3.0L	Base	Observe PuMA Measure 63518229; Observe SI B11 17 17, B58B30M0, Sedan, G30	HCF3057
540i	Ignition Coil	3.0L	Base, M Sport	GAS	IGC0189
540i xDrive	Fuel Pump Camshaft Follower	3.0L	Base	Observe PuMA Measure 63518229; Observe SI B11 17 17, B58B30M0, Sedan, G30	HCF3057
540i xDrive	Ignition Coil	3.0L	Base	GAS	IGC0189
640i	Fuel Pump Camshaft Follower	3.0L	Base	N55B30A, Convertible, F12	HCF3057
640i	Fuel Pump Camshaft Follower	3.0L	Base	N55B30A, Coupe, F13	HCF3057
640i Gran Coupe	Fuel Pump Camshaft Follower	3.0L	Base	N55B30A, Sedan, F06	HCF3057
640i xDrive	Fuel Pump Camshaft Follower	3.0L	Base	N55B30A, Convertible, F12	HCF3057

Vehicle	Part Type	Engine Size	Trim	Note(s)	Part Number
<b>2018 BMW (cont'd)</b>					
640i xDrive	Fuel Pump Camshaft Follower	3.0L	Base	N55B30A, Coupe, F13	HCF3057
640i xDrive Gran Coupe	Fuel Pump Camshaft Follower	3.0L	Base	N55B30A, Sedan, F06	HCF3057
640i xDrive Gran Turismo	Fuel Pump Camshaft Follower	3.0L	Base	From 08/2017, B58B30M0, Hatchback, G32	HCF3057
640i xDrive Gran Turismo	Ignition Coil	3.0L	Base	GAS	IGC0189
650i	Fuel Pump Camshaft Follower	4.4L	Base	N63B44B, Convertible, F12	HCF3057
650i	Fuel Pump Camshaft Follower	4.4L	Base	N63B44B, Coupe, F13	HCF3057
650i Gran Coupe	Fuel Pump Camshaft Follower	4.4L	Base	N63B44B, Sedan, F06	HCF3057
650i xDrive	Fuel Pump Camshaft Follower	4.4L	Base	N63B44B, Convertible, F12	HCF3057
650i xDrive	Fuel Pump Camshaft Follower	4.4L	Base	N63B44B, Coupe, F13	HCF3057
650i xDrive Gran Coupe	Fuel Pump Camshaft Follower	4.4L	Base	N63B44B, Sedan, F06	HCF3057
740e xDrive	Fuel Pump Camshaft Follower	2.0L	iPerformance	B48A20M0, Sedan, G12	HCF3057
740e xDrive	Ignition Coil	2.0L	iPerformance	ELECTRIC/GAS	IGC0189
740i	Fuel Pump Camshaft Follower	3.0L	Base	Observe PuMA Measure 63518229; Observe SI B11 17 17, B58B30M0, Sedan, G12	HCF3057
740i	Ignition Coil	3.0L	Base, Excellence	GAS	IGC0189
740i xDrive	Fuel Pump Camshaft Follower	3.0L	Base	Observe PuMA Measure 63518229; Observe SI B11 17 17, B58B30M0, Sedan, G12	HCF3057
740i xDrive	Ignition Coil	3.0L	Base	GAS	IGC0189
750i	Fuel Pump Camshaft Follower	4.4L	Base	N63B44B, Sedan, G12	HCF3057
750i xDrive	Fuel Pump Camshaft Follower	4.4L	Base	N63B44B, Sedan, G12	HCF3057
750Li xDrive	Fuel Pump Camshaft Follower	4.4L	Base	N63B44B, Sedan, G12	HCF3057
Alpina B6 xDrive Gran Coupe	Fuel Pump Camshaft Follower	4.4L	Base	N63M20A, Sedan, F06	HCF3057
Alpina B7	Fuel Pump Camshaft Follower	4.4L	xDrive	N63M30, Sedan, G12	HCF3057
M2	Fuel Pump Camshaft Follower	3.0L	Base	N55B30A, Coupe, F87	HCF3057

Vehicle	Part Type	Engine Size	Trim	Note(s)	Part Number
<b>2018 BMW (cont'd)</b>					
M3	Fuel Pump Camshaft Follower	3.0L	Base	S55B30, Sedan, F80	HCF3057
M4	Fuel Pump Camshaft Follower	3.0L	Base	S55B30, Convertible, F83	HCF3057
M4	Fuel Pump Camshaft Follower	3.0L	Base, CS	S55B30, Coupe, F82	HCF3057
M6	Fuel Pump Camshaft Follower	4.4L	Base	S63B44B, Convertible, F12	HCF3057
M6 Gran Coupe	Fuel Pump Camshaft Follower	4.4L	Base	S63B44B, Sedan, F06	HCF3057
M240i	ABS Wheel Speed Sensor	3.0L	Base	W/ Harness, For Vehicles Without Parking Assistent, Front, SPECIAL ORDER ONLY	ABS1534HU-D
M240i	ABS Wheel Speed Sensor	3.0L	Base	W/ Harness, For Vehicles Without Active Cruise Control + Stop&Go Function, Rear, Coupe	ABS1535-HU
M240i	ABS Wheel Speed Sensor	3.0L	Base	W/ Harness, Rear, Convertible	ABS1535-HU
M240i	Fuel Pump Camshaft Follower	3.0L	Base	B58M3000, Convertible, F23	HCF3057
M240i	Fuel Pump Camshaft Follower	3.0L	Base	B58M3000, Coupe, F22	HCF3057
M240i	Ignition Coil	3.0L	Base, M Performance Edition, Sport	GAS	IGC0189
M240i xDrive	ABS Wheel Speed Sensor	3.0L	Base	W/ Harness, For Vehicles Without Active Cruise Control + Stop&Go Function, Rear, Coupe	ABS1535-HU
M240i xDrive	ABS Wheel Speed Sensor	3.0L	Base	W/ Harness, Rear, Convertible	ABS1535-HU
M240i xDrive	Fuel Pump Camshaft Follower	3.0L	Base	B58M3000, Convertible, F23	HCF3057
M240i xDrive	Fuel Pump Camshaft Follower	3.0L	Base	B58M3000, Coupe, F22	HCF3057
M240i xDrive	Ignition Coil	3.0L	Base	GAS	IGC0189
M550i xDrive	Fuel Pump Camshaft Follower	4.4L	Base	N63B44O2, Sedan, G30	HCF3057
M760i xDrive	Fuel Pump Camshaft Follower	6.6L	Base	N74B66, Sedan, G12	HCF3057
M760Li xDrive	Fuel Pump Camshaft Follower	6.6L	Base	N74B66, Sedan, G12	HCF3057



Vehicle	Part Type	Engine Size	Trim	Note(s)	Part Number
<b>2018 BMW (cont'd)</b>					
X1	Fuel Pump Camshaft Follower	2.0L	sDrive28i, xDrive28i	Observe PuMA Measure 62634754, B46A20B, Sport Utility, F48	HCF3057
X1	Ignition Coil	2.0L	sDrive20i M Sport, sDrive20i X Line, sDrive28i, xDrive28i	GAS	IGC0189
X2	Fuel Pump Camshaft Follower	2.0L	sDrive28i, xDrive28i	Observe PuMA Measure 62634754, B46A20B, Sport Utility, F39	HCF3057
X2	Ignition Coil	2.0L	sDrive28i, xDrive28i	GAS, B46A20B, Sport Utility, F39	IGC0189
X3	Fuel Pump Camshaft Follower	2.0L	xDrive30i	B46B2000, Sport Utility, G01	HCF3057
X3	Fuel Pump Camshaft Follower	3.0L	M40i	B58B30M0, Sport Utility, G01	HCF3057
X3	Ignition Coil	2.0L, 3.0L	M40i, sDrive20i Executive, xDrive30i, xDrive30i X Line	GAS	IGC0189
X4	Fuel Pump Camshaft Follower	2.0L	xDrive28i, xDrive28i X Line	N20B20A, Sport Utility, F26	HCF3057
X4	Fuel Pump Camshaft Follower	3.0L	M40i, xDrive35i M Sport	N55B30A, Sport Utility, F26	HCF3057
X5	Fuel Pump Camshaft Follower	2.0L	xDrive40e, xDrive40e Excellence	N20B20A, Sport Utility, F15	HCF3057
X5	Fuel Pump Camshaft Follower	3.0L	sDrive35i, xDrive35i	N55B30A, Sport Utility, F15	HCF3057
X5	Fuel Pump Camshaft Follower	4.4L	xDrive50i, xDrive50i Excellence, xDrive50i M Sport, xDrive50i Security, xDrive50i Security Plus	N63B44B, Sport Utility, F15	HCF3057
X5	Fuel Pump Camshaft Follower	4.4L	M, M Edition Black Fire	S63R, Sport Utility, F85	HCF3057
X6	Fuel Pump Camshaft Follower	3.0L	sDrive35i, xDrive35i	N55B30A, Sport Utility, F16	HCF3057
X6	Fuel Pump Camshaft Follower	4.4L	xDrive50i	N63B44B, Sport Utility, F16	HCF3057
X6	Fuel Pump Camshaft Follower	4.4L	M	S63R, Sport Utility, F86	HCF3057
<b>2019 BMW</b>					
230i	Fuel Pump Camshaft Follower	2.0L	Base	B46B2000, Convertible, F23	HCF3057
230i	Fuel Pump Camshaft Follower	2.0L	Base	B46B2000, Coupe, F22	HCF3057
230i xDrive	Fuel Pump Camshaft Follower	2.0L	Base	B46B2000, Convertible, F23	HCF3057
230i xDrive	Fuel Pump Camshaft Follower	2.0L	Base	B46B2000, Coupe, F22	HCF3057

Vehicle	Part Type	Engine Size	Trim	Note(s)	Part Number
<b>2019 BMW (cont'd)</b>					
330i GT xDrive	Fuel Pump Camshaft Follower	2.0L	Base	B46B2000, Hatchback, F34	HCF3057
330i xDrive	Fuel Pump Camshaft Follower	2.0L	Base	B46B2000, Wagon, F31	HCF3057
340i GT xDrive	Fuel Pump Camshaft Follower	3.0L	Base	Observe PuMA Measure 63518229; Observe SI B11 17 17, B58B30M0, Hatchback, F34	HCF3057
430i	Fuel Pump Camshaft Follower	2.0L	Base, Sport Line	B46B2000, Convertible, F33	HCF3057
430i	Fuel Pump Camshaft Follower	2.0L	Base, Sport Line	B46B2000, Coupe, F32	HCF3057
430i Gran Coupe	Fuel Pump Camshaft Follower	2.0L	Base, Sport Line	B46B2000, Hatchback, F36	HCF3057
430i xDrive	Fuel Pump Camshaft Follower	2.0L	Base	B46B2000, Convertible, F33	HCF3057
430i xDrive	Fuel Pump Camshaft Follower	2.0L	Base	B46B2000, Coupe, F32	HCF3057
430i xDrive Gran Coupe	Fuel Pump Camshaft Follower	2.0L	Base	B46B2000, Hatchback, F36	HCF3057
440i	Fuel Pump Camshaft Follower	3.0L	Base	Observe PuMA Measure 63518229; Observe SI B11 17 17, B58B30M0, Convertible, F33	HCF3057
440i	Fuel Pump Camshaft Follower	3.0L	Base	Observe PuMA Measure 63518229; Observe SI B11 17 17, B58B30M0, Coupe, F32	HCF3057
440i Gran Coupe	Fuel Pump Camshaft Follower	3.0L	Base	Observe PuMA Measure 63518229; Observe SI B11 17 17, B58B30M0, Hatchback, F36	HCF3057
440i xDrive	Fuel Pump Camshaft Follower	3.0L	Base	Observe PuMA Measure 63518229; Observe SI B11 17 17, B58B30M0, Convertible, F33	HCF3057
440i xDrive	Fuel Pump Camshaft Follower	3.0L	Base	Observe PuMA Measure 63518229; Observe SI B11 17 17, B58B30M0, Coupe, F32	HCF3057

Vehicle	Part Type	Engine Size	Trim	Note(s)	Part Number
<b>2019 BMW (cont'd)</b>					
440i xDrive Gran Coupe	Fuel Pump Camshaft Follower	3.0L	Base	Observe PuMA Measure 63518229; Observe SI B11 17 17, B58B30M0, Hatchback, F36	HCF3057
530e	Fuel Pump Camshaft Follower	2.0L	Base, iPerformance Sport Line	Sedan, G30	HCF3057
530e xDrive	Fuel Pump Camshaft Follower	2.0L	Base	Sedan, G30	HCF3057
530i	Fuel Pump Camshaft Follower	2.0L	Base, Sport Line	B46B2000, Sedan, G30	HCF3057
530i xDrive	Fuel Pump Camshaft Follower	2.0L	Base	B46B2000, Sedan, G30	HCF3057
540i	Fuel Pump Camshaft Follower	3.0L	Base	Observe PuMA Measure 63518229; Observe SI B11 17 17, B58B30M0, Sedan, G30	HCF3057
540i xDrive	Fuel Pump Camshaft Follower	3.0L	Base	Observe PuMA Measure 63518229; Observe SI B11 17 17, B58B30M0, Sedan, G30	HCF3057
640i xDrive Gran Coupe	Fuel Pump Camshaft Follower	3.0L	Base	N55B30A, Sedan, F06	HCF3057
640i xDrive Gran Turismo	Fuel Pump Camshaft Follower	3.0L	Base	B58B30M0, Hatchback, G32	HCF3057
650i Gran Coupe	Fuel Pump Camshaft Follower	4.4L	Base	N63B44B, Sedan, F06	HCF3057
650i xDrive Gran Coupe	Fuel Pump Camshaft Follower	4.4L	Base	N63B44B, Sedan, F06	HCF3057
740e xDrive	Fuel Pump Camshaft Follower	2.0L	iPerformance	B48A20M0, Sedan, G12	HCF3057
740i	Fuel Pump Camshaft Follower	3.0L	Base	Observe PuMA Measure 63518229; Observe SI B11 17 17, B58B30M0, Sedan, G12	HCF3057
740i xDrive	Fuel Pump Camshaft Follower	3.0L	Base	Observe PuMA Measure 63518229; Observe SI B11 17 17, B58B30M0, Sedan, G12	HCF3057
750i	Fuel Pump Camshaft Follower	4.4L	Base	N63B44B, Sedan, G12	HCF3057
750i xDrive	Fuel Pump Camshaft Follower	4.4L	Base	N63B44B, Sedan, G12	HCF3057

Vehicle	Part Type	Engine Size	Trim	Note(s)	Part Number
<b>2019 BMW (cont'd)</b>					
750Li xDrive	Fuel Pump Camshaft Follower	4.4L	Base	N63B44B, Sedan, G12	HCF3057
Alpina B6 xDrive Gran Coupe	Fuel Pump Camshaft Follower	4.4L	Base	N63M20A, Sedan, F06	HCF3057
Alpina B7	Fuel Pump Camshaft Follower	4.4L	xDrive	N63M30, Sedan, G12	HCF3057
i8	Fuel Pump Camshaft Follower	1.5L	Base, Coupe	B38T, Coupe, I12	HCF3057
M2	Fuel Pump Camshaft Follower	3.0L	Competition	S55B30, Coupe, F87	HCF3057
M4	Fuel Pump Camshaft Follower	3.0L	Base	S55B30, Convertible, F83	HCF3057
M4	Fuel Pump Camshaft Follower	3.0L	Base, CS	S55B30, Coupe, F82	HCF3057
M6 Gran Coupe	Fuel Pump Camshaft Follower	4.4L	Base	S63B44B, Sedan, F06	HCF3057
M240i	Fuel Pump Camshaft Follower	3.0L	Base	B58B30M0, Convertible, F23	HCF3057
M240i	Fuel Pump Camshaft Follower	3.0L	Base	B58B30M0, Coupe, F22	HCF3057
M240i xDrive	Fuel Pump Camshaft Follower	3.0L	Base	B58B30M0, Convertible	HCF3057
M240i xDrive	Fuel Pump Camshaft Follower	3.0L	Base	B58B30M0, Coupe, F22	HCF3057
M550i xDrive	Fuel Pump Camshaft Follower	4.4L	Base	N63B44O2, Sedan, G30	HCF3057
M760i xDrive	Fuel Pump Camshaft Follower	6.6L	Base	N74B66, Sedan, G12	HCF3057
M760Li xDrive	Fuel Pump Camshaft Follower	6.6L	Base	N74B66, Sedan, G12	HCF3057
X1	Fuel Pump Camshaft Follower	2.0L	sDrive28i, xDrive28i	Observe PuMA Measure 62634754, B46A20B, Sport Utility, F48	HCF3057
X2	Fuel Pump Camshaft Follower	2.0L	sDrive28i, xDrive28i	Observe PuMA Measure 62634754, B46A20B, Sport Utility, F39	HCF3057
X3	Fuel Pump Camshaft Follower	2.0L	sDrive30i, xDrive30i	B46B20O0, Sport Utility, G01	HCF3057
X3	Fuel Pump Camshaft Follower	3.0L	M40i	B58B30M0, Sport Utility, G01	HCF3057
X4	Fuel Pump Camshaft Follower	2.0L	xDrive30i, xDrive30i Executive, xDrive30i X Line	B46B20O0, Sport Utility, G02	HCF3057
X4	Fuel Pump Camshaft Follower	3.0L	M40i	B58B30M0, Sport Utility, G02	HCF3057
X6	Fuel Pump Camshaft Follower	3.0L	sDrive35i, xDrive35i	N55B30A, Sport Utility, F16	HCF3057

Vehicle	Part Type	Engine Size	Trim	Note(s)	Part Number
<b>2019 BMW (cont'd)</b>					
X6	Fuel Pump Camshaft Follower	4.4L	xDrive50i, xDrive50i Extravagance, xDrive50i M Sport	N63B44B, Sport Utility, F16	HCF3057
X6	Fuel Pump Camshaft Follower	4.4L	M	S63R, Sport Utility, F86	HCF3057
<b>2020 BMW</b>					
230i	Fuel Pump Camshaft Follower	2.0L	Base	B46B2000, Convertible, F23	HCF3057
230i	Fuel Pump Camshaft Follower	2.0L	Base	B46B2000, Coupe, F22	HCF3057
230i xDrive	Fuel Pump Camshaft Follower	2.0L	Base	B46B2000, Convertible, F23	HCF3057
230i xDrive	Fuel Pump Camshaft Follower	2.0L	Base	B46B2000, Coupe, F22	HCF3057
430i	Fuel Pump Camshaft Follower	2.0L	Base, M Sport, Sport Line	B46B2000, Convertible, F33	HCF3057
430i	Fuel Pump Camshaft Follower	2.0L	Base, M Sport, Sport Line	B46B2000, Coupe, F32	HCF3057
430i Gran Coupe	Fuel Pump Camshaft Follower	2.0L	Base, M Sport, Sport Line	B46B2000, Hatchback, F36	HCF3057
430i xDrive	Fuel Pump Camshaft Follower	2.0L	Base	B46B2000, Convertible, F33	HCF3057
430i xDrive	Fuel Pump Camshaft Follower	2.0L	Base	B46B2000, Coupe, F32	HCF3057
430i xDrive Gran Coupe	Fuel Pump Camshaft Follower	2.0L	Base	B46B2000, Hatchback, F36	HCF3057
440i	Fuel Pump Camshaft Follower	3.0L	Base, M Sport	B58B30M0, Convertible, F33	HCF3057
440i	Fuel Pump Camshaft Follower	3.0L	Base, M Sport	B58B30M0, Coupe, F32	HCF3057
440i Gran Coupe	Fuel Pump Camshaft Follower	3.0L	Base, M Sport	Observe PuMA Measure 63518229; Observe SI B11 17 17, B58B30M0, Hatchback, F36	HCF3057
440i xDrive	Fuel Pump Camshaft Follower	3.0L	Base	Observe PuMA Measure 63518229; Observe SI B11 17 17, B58B30M0, Convertible, F33	HCF3057
440i xDrive	Fuel Pump Camshaft Follower	3.0L	Base	Observe PuMA Measure 63518229; Observe SI B11 17 17, B58B30M0, Coupe, F32	HCF3057

Vehicle	Part Type	Engine Size	Trim	Note(s)	Part Number
<b>2020 BMW (cont'd)</b>					
440i xDrive Gran Coupe	Fuel Pump Camshaft Follower	3.0L	Base	Observe PuMA Measure 63518229; Observe SI B11 17 17, B58B30M0, Hatchback, F36	HCF3057
530e	Fuel Pump Camshaft Follower	2.0L	Base, iPerformance Sport Line	B48A20BM0, Sedan, G30	HCF3057
530e xDrive	Fuel Pump Camshaft Follower	2.0L	Base	B48A20BM0, Sedan, G30	HCF3057
i8	Fuel Pump Camshaft Follower	1.5L	Base, Coupe	B38T, Coupe, I12	HCF3057
M2	Fuel Pump Camshaft Follower	3.0L	CS, Competition	S55B30, Coupe, F87	HCF3057
M4	Fuel Pump Camshaft Follower	3.0L	Base	S55B30, Convertible, F83	HCF3057
M4	Fuel Pump Camshaft Follower	3.0L	Base, CS	S55B30, Coupe, F82	HCF3057
M240i	Fuel Pump Camshaft Follower	3.0L	Base, Convertible	B58B30M0, Convertible, F23	HCF3057
M240i	Fuel Pump Camshaft Follower	3.0L	Base, Coupe	B58B30M0, Coupe, F22	HCF3057
M240i xDrive	Fuel Pump Camshaft Follower	3.0L	Base	B58B30M0, Convertible, F23	HCF3057
M240i xDrive	Fuel Pump Camshaft Follower	3.0L	Base	B58B30M0, Coupe, F22	HCF3057
M760i xDrive	Fuel Pump Camshaft Follower	6.6L	Base	N74B66, Sedan, G12	HCF3057
M760Li xDrive	Fuel Pump Camshaft Follower	6.6L	Base	N74B66, Sedan, G12	HCF3057
<b>2002 Mini</b>					
Cooper	ABS Wheel Speed Sensor	1.6L	Base, S	W/ Harness, Front, SPECIAL ORDER ONLY	ABS1529HU-D
Cooper	ABS Wheel Speed Sensor	1.6L	Base, S	W/ Harness, Rear, SPECIAL ORDER ONLY	ABS1530HU-D
Cooper	Voltage Regulator	1.6L	Base, Luxury, Sport	w/ OE No. 12 42 7 516 175, W10B16A	ALR0731
<b>2003 Mini</b>					
Cooper	ABS Wheel Speed Sensor	1.6L	Base, S	W/ Harness, Front, SPECIAL ORDER ONLY	ABS1529HU-D
Cooper	ABS Wheel Speed Sensor	1.6L	Base, S	W/ Harness, Rear, SPECIAL ORDER ONLY	ABS1530HU-D
Cooper	Voltage Regulator	1.6L	S Chili, S Hot Chili, S Salt		ALR0608

Vehicle	Part Type	Engine Size	Trim	Note(s)	Part Number
<b>2003 Mini (cont'd)</b>					
Cooper	Voltage Regulator	1.6L	Base, Chili, Pepper, Salt	w/ OE No. 12 42 7 516 175, W10B16A	ALR0731
<b>2004 Mini</b>					
Cooper	ABS Wheel Speed Sensor	1.6L	Base, S	W/ Harness, Front, SPECIAL ORDER ONLY	ABS1529HU-D
Cooper	ABS Wheel Speed Sensor	1.6L	Base, S	W/ Harness, Rear, SPECIAL ORDER ONLY	ABS1530HU-D
Cooper	Voltage Regulator	1.6L	Chili, Pepper, S, S Chili, S Hot Chili, S Salt, Salt		ALR0608
Cooper	Voltage Regulator	1.6L	Base	w/ OE No. 12 42 7 516 175, W10B16A	ALR0731
<b>2005 Mini</b>					
Cooper	ABS Wheel Speed Sensor	1.6L	Base, S	W/ Harness, Front, SPECIAL ORDER ONLY	ABS1529HU-D
Cooper	ABS Wheel Speed Sensor	1.6L	Base, S	W/ Harness, Rear, SPECIAL ORDER ONLY	ABS1530HU-D
Cooper	Voltage Regulator	1.6L	Chili, Pepper, S, S Chili, S Hot Chili, S Salt, Salt		ALR0608
Cooper	Voltage Regulator	1.6L	Base	w/ OE No. 12 42 7 516 175, W10B16A	ALR0731
<b>2006 Mini</b>					
Cooper	ABS Wheel Speed Sensor	1.6L	Base, Pepper, S, Seven	W/ Harness, Front, SPECIAL ORDER ONLY	ABS1529HU-D
Cooper	ABS Wheel Speed Sensor	1.6L	Base, Pepper, S, Seven	W/ Harness, Rear, SPECIAL ORDER ONLY	ABS1530HU-D
Cooper	Voltage Regulator	1.6L	Checkmate, Chili, Park Lane, S, S Checkmate, S Chili, S Hot Chili, S Park Lane, S Salt, Salt		ALR0608
Cooper	Voltage Regulator	1.6L	Base, Pepper, Seven	w/ OE No. 12 42 7 516 175, W10B16A	ALR0731
<b>2007 Mini</b>					
Cooper	ABS Wheel Speed Sensor	1.6L	Base, S	W/ Harness, Front, SPECIAL ORDER ONLY	ABS1529HU-D
Cooper	ABS Wheel Speed Sensor	1.6L	Base, S	W/ Harness, Rear, SPECIAL ORDER ONLY	ABS1530HU-D
Cooper	Voltage Regulator	1.6L	Base, Chili, S, S Chili		ALR0608

Vehicle	Part Type	Engine Size	Trim	Note(s)	Part Number
<b>2007 Mini (cont'd)</b>					
Cooper	Voltage Regulator	1.6L	Base	w/ OE No. 12 42 7 516 175, W10B16A, Convertible	ALR0731
Cooper	Ignition Coil	1.6L	S		IGC4046-D
<b>2008 Mini</b>					
Cooper	ABS Wheel Speed Sensor	1.6L	Base, John Cooper Works, S	W/ Harness, Front, SPECIAL ORDER ONLY	ABS1529HU-D
Cooper	ABS Wheel Speed Sensor	1.6L	Base, John Cooper Works, S	W/ Harness, Rear, SPECIAL ORDER ONLY	ABS1530HU-D
Cooper	Voltage Regulator	1.6L	Base, Chili, Clubman, S, S Clubman, S Sidewalk		ALR0608
Cooper	Voltage Regulator	1.6L	Base	w/ OE No. 12 42 7 516 175, W10B16A, Convertible	ALR0731
Cooper	Ignition Coil	1.6L	S, S Clubman		IGC4046-D
<b>2009 Mini</b>					
Cooper	Ignition Coil	1.6L	S, S Chili, S Clubman, S Hot Chili, S Salt	N14B16A	IGC4046-D
Cooper	Ignition Coil	1.6L	John Cooper Works, John Cooper Works Clubman	N14B16C	IGC4046-D
<b>2010 Mini</b>					
Cooper	Ignition Coil	1.6L	S, S Clubman	N14B16A	IGC4046-D
Cooper	Ignition Coil	1.6L	John Cooper Works, John Cooper Works Clubman	N14B16C	IGC4046-D
Cooper	Ignition Coil	1.6L	Base, Clubman		IGC4049-HU
<b>2011 Mini</b>					
Cooper	Fuel Pump Camshaft Follower	1.6L	S	N18B16A, Convertible, R57	HCF3057
Cooper	Fuel Pump Camshaft Follower	1.6L	S	N18B16A, Hatchback, R56	HCF3057
Cooper	Fuel Pump Camshaft Follower	1.6L	S Clubman	N18B16A, Wagon, R55	HCF3057
Cooper	Ignition Coil	1.6L	John Cooper Works, John Cooper Works Clubman	N14B16C	IGC4046-D
Cooper	Ignition Coil	1.6L	S, S Clubman	N18B16A	IGC4046-D
Cooper	Ignition Coil	1.6L	Base, Clubman		IGC4049-HU
Cooper Countryman	Fuel Pump Camshaft Follower	1.6L	S, S ALL4	N18B16A, Hatchback, R60	HCF3057
Cooper Countryman	Ignition Coil	1.6L	S, S ALL4	N18B16A	IGC4046-D
Cooper Countryman	Ignition Coil	1.6L	Base	N16B16A	IGC4049-HU



Vehicle	Part Type	Engine Size	Trim	Note(s)	Part Number
<b>2012 Mini</b>					
Cooper	Fuel Pump Camshaft Follower	1.6L	S	N18B16A, Convertible, R57	HCF3057
Cooper	Fuel Pump Camshaft Follower	1.6L	Roadster S	N18B16A, Convertible, R59	HCF3057
Cooper	Fuel Pump Camshaft Follower	1.6L	Coupe S	N18B16A, Coupe, R58	HCF3057
Cooper	Fuel Pump Camshaft Follower	1.6L	S	N18B16A, Hatchback, R56	HCF3057
Cooper	Fuel Pump Camshaft Follower	1.6L	S Clubman	N18B16A, Wagon, R55	HCF3057
Cooper	Ignition Coil	1.6L	Coupe John Cooper Works, John Cooper Works, John Cooper Works Clubman, Roadster John Cooper Works	N14B16C	IGC4046-D
Cooper	Ignition Coil	1.6L	Coupe S, Roadster S, S, S Clubman	N18B16A	IGC4046-D
Cooper	Ignition Coil	1.6L	Base, Clubman, Coupe, Roadster		IGC4049-HU
Cooper Countryman	Fuel Pump Camshaft Follower	1.6L	S, S ALL4	N18B16A, Hatchback, R60	HCF3057
Cooper Countryman	Ignition Coil	1.6L	S, S ALL4	N18B16A	IGC4046-D
Cooper Countryman	Ignition Coil	1.6L	Base	N16B16A	IGC4049-HU
<b>2013 Mini</b>					
Cooper	Fuel Pump Camshaft Follower	1.6L	S	N18B16A, Convertible, R57	HCF3057
Cooper	Fuel Pump Camshaft Follower	1.6L	Roadster S	N18B16A, Convertible, R59	HCF3057
Cooper	Fuel Pump Camshaft Follower	1.6L	Coupe S	N18B16A, Coupe, R58	HCF3057
Cooper	Fuel Pump Camshaft Follower	1.6L	S	N18B16A, Hatchback, R56	HCF3057
Cooper	Fuel Pump Camshaft Follower	1.6L	S Clubman	N18B16A, Wagon, R55	HCF3057
Cooper	Fuel Pump Camshaft Follower	1.6L	John Cooper Works	N18B16C, Convertible, R57	HCF3057
Cooper	Fuel Pump Camshaft Follower	1.6L	Roadster John Cooper Works	N18B16C, Convertible, R59	HCF3057
Cooper	Fuel Pump Camshaft Follower	1.6L	Coupe John Cooper Works	N18B16C, Coupe, R58	HCF3057
Cooper	Fuel Pump Camshaft Follower	1.6L	John Cooper Works, John Cooper Works GP	N18B16C, Hatchback, R56	HCF3057
Cooper	Fuel Pump Camshaft Follower	1.6L	John Cooper Works Clubman	N18B16C, Wagon, R55	HCF3057
Cooper	Ignition Coil	1.6L	Coupe S, Roadster S, S, S Clubman	N18B16A	IGC4046-D

Vehicle	Part Type	Engine Size	Trim	Note(s)	Part Number
<b>2013 Mini (cont'd)</b>					
Cooper	Ignition Coil	1.6L	Coupe John Cooper Works, John Cooper Works, John Cooper Works Clubman, John Cooper Works GP, Roadster John Cooper Works	N18B16C	IGC4046-D
Cooper	Ignition Coil	1.6L	Base, Clubman, Coupe, Roadster		IGC4049-HU
Cooper Countryman	Fuel Pump Camshaft Follower	1.6L	S, S ALL4	N18B16A, Hatchback, R60	HCF3057
Cooper Countryman	Fuel Pump Camshaft Follower	1.6L	John Cooper Works ALL4	N18B16C, Hatchback, R60	HCF3057
Cooper Countryman	Ignition Coil	1.6L	S, S ALL4	N18B16A	IGC4046-D
Cooper Countryman	Ignition Coil	1.6L	John Cooper Works ALL4	N18B16C	IGC4046-D
Cooper Countryman	Ignition Coil	1.6L	Base	N16B16A	IGC4049-HU
Cooper Paceman	Fuel Pump Camshaft Follower	1.6L	S, S ALL4	N18B16A, Hatchback, R61	HCF3057
Cooper Paceman	Fuel Pump Camshaft Follower	1.6L	John Cooper Works ALL4	N18B16C, Hatchback, R61	HCF3057
Cooper Paceman	Ignition Coil	1.6L	S, S ALL4	N18B16A	IGC4046-D
Cooper Paceman	Ignition Coil	1.6L	John Cooper Works ALL4	N18B16C	IGC4046-D
Cooper Paceman	Ignition Coil	1.6L	Base	N16B16A	IGC4049-HU
<b>2014 Mini</b>					
Cooper	Fuel Pump Camshaft Follower	1.6L	S	N18B16A, Convertible, R57	HCF3057
Cooper	Fuel Pump Camshaft Follower	1.6L	Roadster S	N18B16A, Convertible, R59	HCF3057
Cooper	Fuel Pump Camshaft Follower	1.6L	Coupe S	N18B16A, Coupe, R58	HCF3057
Cooper	Fuel Pump Camshaft Follower	1.6L	S Clubman	N18B16A, Wagon, R55	HCF3057
Cooper	Fuel Pump Camshaft Follower	1.6L	John Cooper Works	N18B16C, Convertible, R57	HCF3057
Cooper	Fuel Pump Camshaft Follower	1.6L	Roadster John Cooper Works	N18B16C, Convertible, R59	HCF3057
Cooper	Fuel Pump Camshaft Follower	1.6L	Coupe John Cooper Works	N18B16C, Coupe, R58	HCF3057
Cooper	Fuel Pump Camshaft Follower	1.6L	John Cooper Works Clubman	N18B16C, Wagon, R55	HCF3057
Cooper	Fuel Pump Camshaft Follower	2.0L	S	Observe PuMA Measure 62634754, B48A20M0, Hatchback, F56	HCF3057

Vehicle	Part Type	Engine Size	Trim	Note(s)	Part Number
<b>2014 Mini (cont'd)</b>					
Cooper	Fuel Pump Camshaft Follower	1.5L	Base	Observe PuMA Measure 62634754; Observe SI M11 08 16, B38A15M0, Hatchback, F56	HCF3057
Cooper	Ignition Coil	1.5L, 2.0L	Base, Chili, Pepper, S, S Chili, S Hot Chili, S Salt, Salt	GAS	IGC0189
Cooper	Ignition Coil	1.6L	Coupe S, Roadster S, S, S Clubman	N18B16A	IGC4046-D
Cooper	Ignition Coil	1.6L	Coupe John Cooper Works, John Cooper Works, John Cooper Works Clubman, Roadster John Cooper Works	N18B16C	IGC4046-D
Cooper	Ignition Coil	1.6L	Base, Clubman, Coupe, Roadster	N16B16A	IGC4049-HU
Cooper Countryman	Fuel Pump Camshaft Follower	1.6L	S, S ALL4	N18B16A, Hatchback, R60	HCF3057
Cooper Countryman	Fuel Pump Camshaft Follower	1.6L	John Cooper Works ALL4	N18B16C, Hatchback, R60	HCF3057
Cooper Countryman	Ignition Coil	1.6L	S, S ALL4	N18B16A	IGC4046-D
Cooper Countryman	Ignition Coil	1.6L	John Cooper Works ALL4	N18B16C	IGC4046-D
Cooper Countryman	Ignition Coil	1.6L	Base	N16B16A	IGC4049-HU
Cooper Paceman	Fuel Pump Camshaft Follower	1.6L	S, S ALL4	N18B16A, Hatchback, R61	HCF3057
Cooper Paceman	Fuel Pump Camshaft Follower	1.6L	John Cooper Works ALL4	N18B16C, Hatchback, R61	HCF3057
Cooper Paceman	Ignition Coil	1.6L	S, S ALL4	N18B16A	IGC4046-D
Cooper Paceman	Ignition Coil	1.6L	John Cooper Works ALL4	N18B16C	IGC4046-D
Cooper Paceman	Ignition Coil	1.6L	Base	N16B16A	IGC4049-HU
<b>2015 Mini</b>					
Cooper	Fuel Pump Camshaft Follower	1.6L	S	N18B16A, Convertible, R57	HCF3057
Cooper	Fuel Pump Camshaft Follower	1.6L	Roadster S	N18B16A, Convertible, R59	HCF3057
Cooper	Fuel Pump Camshaft Follower	1.6L	Coupe S	N18B16A, Coupe, R58	HCF3057
Cooper	Fuel Pump Camshaft Follower	1.6L	John Cooper Works	N18B16C, Convertible, R57	HCF3057
Cooper	Fuel Pump Camshaft Follower	1.6L	Roadster John Cooper Works	N18B16C, Convertible, R59	HCF3057
Cooper	Fuel Pump Camshaft Follower	1.6L	Coupe John Cooper Works	N18B16C, Coupe, R58	HCF3057

Vehicle	Part Type	Engine Size	Trim	Note(s)	Part Number
<b>2015 Mini (cont'd)</b>					
Cooper	Fuel Pump Camshaft Follower	1.5L	Base	Observe PuMA Measure 62634754; Observe SI M11 08 16, B38A15M0, Hatchback, F55	HCF3057
Cooper	Fuel Pump Camshaft Follower	1.5L	Base	Observe PuMA Measure 62634754; Observe SI M11 08 16, B38A15M0, Hatchback, F56	HCF3057
Cooper	Fuel Pump Camshaft Follower	2.0L	S	Observe PuMA Measure 62634754; Observe SI M11 08 16, B46A20M0, Hatchback, F55	HCF3057
Cooper	Fuel Pump Camshaft Follower	2.0L	S	Observe PuMA Measure 62634754; Observe SI M11 08 16, B46A20M0, Hatchback, F56	HCF3057
Cooper	Fuel Pump Camshaft Follower	2.0L	John Cooper Works	Observe PuMA Measure 62634754; Observe SI M11 08 16, B48A20B, Hatchback, F56	HCF3057
Cooper	Ignition Coil	1.5L, 2.0L	Base, Chili, John Cooper Works, Pepper, S, S Chili, S Hot Chili, S Salt, S Sport, Salt	GAS	IGC0189
Cooper	Ignition Coil	1.6L	Coupe S, Roadster S, S	N18B16A	IGC4046-D
Cooper	Ignition Coil	1.6L	Coupe John Cooper Works, John Cooper Works, Roadster John Cooper Works	N18B16C	IGC4046-D
Cooper	Ignition Coil	1.6L	Base, Coupe, Roadster	N16B16A	IGC4049-HU
Cooper Countryman	Fuel Pump Camshaft Follower	1.6L	S, S ALL4	N18B16A, Hatchback, R60	HCF3057
Cooper Countryman	Fuel Pump Camshaft Follower	1.6L	John Cooper Works ALL4	N18B16C, Hatchback, R60	HCF3057
Cooper Countryman	Ignition Coil	1.6L	S, S ALL4	N18B16A	IGC4046-D
Cooper Countryman	Ignition Coil	1.6L	John Cooper Works ALL4	N18B16C	IGC4046-D
Cooper Countryman	Ignition Coil	1.6L	Base	N16B16A	IGC4049-HU
Cooper Paceman	Fuel Pump Camshaft Follower	1.6L	S, S ALL4	N18B16A, Hatchback, R61	HCF3057

Vehicle	Part Type	Engine Size	Trim	Note(s)	Part Number
<b>2015 Mini (cont'd)</b>					
Cooper Paceman	Fuel Pump Camshaft Follower	1.6L	John Cooper Works ALL4	N18B16C, Hatchback, R61	HCF3057
Cooper Paceman	Ignition Coil	1.6L	S, S ALL4	N18B16A	IGC4046-D
Cooper Paceman	Ignition Coil	1.6L	John Cooper Works ALL4	N18B16C	IGC4046-D
Cooper Paceman	Ignition Coil	1.6L	Base	N16B16A	IGC4049-HU
<b>2016 Mini</b>					
Cooper	Fuel Pump Camshaft Follower	2.0L	John Cooper Works	B48A20B, Convertible, F57	HCF3057
Cooper	Fuel Pump Camshaft Follower	1.5L	Base	Observe PuMA Measure 62634754; Observe SI M11 08 16, B36A15M0, Convertible, F57	HCF3057
Cooper	Fuel Pump Camshaft Follower	1.5L	Base	Observe PuMA Measure 62634754; Observe SI M11 08 16, B36A15M0, Hatchback, F55	HCF3057
Cooper	Fuel Pump Camshaft Follower	1.5L	Base	Observe PuMA Measure 62634754; Observe SI M11 08 16, B36A15M0, Hatchback, F56	HCF3057
Cooper	Fuel Pump Camshaft Follower	2.0L	S	Observe PuMA Measure 62634754; Observe SI M11 08 16, B46A20M0, Convertible, F57	HCF3057
Cooper	Fuel Pump Camshaft Follower	2.0L	S	Observe PuMA Measure 62634754; Observe SI M11 08 16, B46A20M0, Hatchback, F55	HCF3057
Cooper	Fuel Pump Camshaft Follower	2.0L	S	Observe PuMA Measure 62634754; Observe SI M11 08 16, B46A20M0, Hatchback, F56	HCF3057
Cooper	Fuel Pump Camshaft Follower	2.0L	John Cooper Works	Observe PuMA Measure 62634754; Observe SI M11 08 16, B48A20B, Hatchback, F56	HCF3057

Vehicle	Part Type	Engine Size	Trim	Note(s)	Part Number
<b>2016 Mini (cont'd)</b>					
Cooper	Ignition Coil	1.5L, 2.0L	Base, Chili, John Cooper Works, Pepper, S, S Chili, S Hot Chili, S Salt, S Sport, Salt	GAS	IGC0189
Cooper Clubman	Fuel Pump Camshaft Follower	1.5L	Base	Observe PuMA Measure 62634754; Observe SI M11 08 16, B36A15M0, Wagon, F54	HCF3057
Cooper Clubman	Fuel Pump Camshaft Follower	2.0L	S	Observe PuMA Measure 62634754; Observe SI M11 08 16, B46A20M0, Wagon, F54	HCF3057
Cooper Clubman	Ignition Coil	1.5L, 2.0L	Base, S	GAS	IGC0189
Cooper Countryman	Fuel Pump Camshaft Follower	1.6L	S, S ALL4	N18B16A, Hatchback, R60	HCF3057
Cooper Countryman	Fuel Pump Camshaft Follower	1.6L	John Cooper Works ALL4	N18B16C, Hatchback, R60	HCF3057
Cooper Countryman	Ignition Coil	1.6L	S, S ALL4	N18B16A	IGC4046-D
Cooper Countryman	Ignition Coil	1.6L	John Cooper Works ALL4	N18B16C	IGC4046-D
Cooper Countryman	Ignition Coil	1.6L	Base	N16B16A	IGC4049-HU
Cooper Paceman	Fuel Pump Camshaft Follower	1.6L	S, S ALL4	N18B16A, Hatchback, R61	HCF3057
Cooper Paceman	Fuel Pump Camshaft Follower	1.6L	John Cooper Works ALL4	N18B16C, Hatchback, R61	HCF3057
Cooper Paceman	Ignition Coil	1.6L	S, S ALL4	N18B16A	IGC4046-D
Cooper Paceman	Ignition Coil	1.6L	John Cooper Works ALL4	N18B16C	IGC4046-D
<b>2017 Mini</b>					
Cooper	Fuel Pump Camshaft Follower	2.0L	John Cooper Works	B48A20B, Convertible, F57	HCF3057
Cooper	Fuel Pump Camshaft Follower	1.5L	Base	Observe PuMA Measure 62634754; Observe SI M11 08 16, B36A15M0, Convertible, F57	HCF3057
Cooper	Fuel Pump Camshaft Follower	1.5L	Base	Observe PuMA Measure 62634754; Observe SI M11 08 16, B36A15M0, Hatchback, F55	HCF3057

Vehicle	Part Type	Engine Size	Trim	Note(s)	Part Number
<b>2017 Mini (cont'd)</b>					
Cooper	Fuel Pump Camshaft Follower	1.5L	Base	Observe PuMA Measure 62634754; Observe SI M11 08 16, B36A15M0, Hatchback, F56	HCF3057
Cooper	Fuel Pump Camshaft Follower	2.0L	S	Observe PuMA Measure 62634754; Observe SI M11 08 16, B46A20M0, Convertible, F57	HCF3057
Cooper	Fuel Pump Camshaft Follower	2.0L	S	Observe PuMA Measure 62634754; Observe SI M11 08 16, B46A20M0, Hatchback, F55	HCF3057
Cooper	Fuel Pump Camshaft Follower	2.0L	S	Observe PuMA Measure 62634754; Observe SI M11 08 16, B46A20M0, Hatchback, F56	HCF3057
Cooper	Fuel Pump Camshaft Follower	2.0L	John Cooper Works	Observe PuMA Measure 62634754; Observe SI M11 08 16, B48A20B, Hatchback, F56	HCF3057
Cooper	Ignition Coil	1.5L, 2.0L	Base, Chili, John Cooper Works, John Cooper Works Hot Chili, John Cooper Works Salt, Pepper, S, S Chili, S Hot Chili, S Salt, Salt	GAS	IGC0189
Cooper Clubman	Fuel Pump Camshaft Follower	2.0L	John Cooper Works ALL4	B48A20B, Wagon, F54	HCF3057
Cooper Clubman	Fuel Pump Camshaft Follower	1.5L	ALL4, Base	Observe PuMA Measure 62634754; Observe SI M11 08 16, B36A15M0, Wagon, F54	HCF3057
Cooper Clubman	Fuel Pump Camshaft Follower	2.0L	S, S ALL4	Observe PuMA Measure 62634754; Observe SI M11 08 16, B46A20M0, Wagon, F54	HCF3057
Cooper Clubman	Ignition Coil	1.5L, 2.0L	ALL4, Base, John Cooper Works ALL4, S, S ALL4, S Chili, S Hot Chili	GAS	IGC0189
Cooper Countryman	Fuel Pump Camshaft Follower	2.0L	S, S ALL4	B46A20M0, Hatchback, F60	HCF3057

Vehicle	Part Type	Engine Size	Trim	Note(s)	Part Number
<b>2017 Mini (cont'd)</b>					
Cooper Countryman	Fuel Pump Camshaft Follower	1.5L	ALL4, Base	Observe PuMA Measure 62634754; Observe SI M11 08 16, B36A15M0, Hatchback, F60	HCF3057
Cooper Countryman	Ignition Coil	1.5L, 2.0L	ALL4, Base, S, S ALL4	GAS	IGC0189
<b>2018 Mini</b>					
Cooper	Fuel Pump Camshaft Follower	1.5L	Base	Observe PuMA Measure 62634754; Observe SI M11 08 16, B36A15M0, Convertible, F57	HCF3057
Cooper	Fuel Pump Camshaft Follower	1.5L	Base	Observe PuMA Measure 62634754; Observe SI M11 08 16, B36A15M0, Hatchback, F55	HCF3057
Cooper	Fuel Pump Camshaft Follower	1.5L	Base	Observe PuMA Measure 62634754; Observe SI M11 08 16, B36A15M0, Hatchback, F56	HCF3057
Cooper	Fuel Pump Camshaft Follower	2.0L	S	Observe PuMA Measure 62634754; Observe SI M11 08 16, B46A20M0, Convertible, F57	HCF3057
Cooper	Fuel Pump Camshaft Follower	2.0L	S	Observe PuMA Measure 62634754; Observe SI M11 08 16, B46A20M0, Hatchback, F55	HCF3057
Cooper	Fuel Pump Camshaft Follower	2.0L	S	Observe PuMA Measure 62634754; Observe SI M11 08 16, B46A20M0, Hatchback, F56	HCF3057
Cooper	Fuel Pump Camshaft Follower	2.0L	John Cooper Works	Observe PuMA Measure 62634754; Observe SI M11 08 16, B48A20B, Convertible, F57	HCF3057



Vehicle	Part Type	Engine Size	Trim	Note(s)	Part Number
<b>2018 Mini (cont'd)</b>					
Cooper	Fuel Pump Camshaft Follower	2.0L	John Cooper Works	Observe PuMA Measure 62634754; Observe SI M11 08 16, B48A20B, Hatchback, F56	HCF3057
Cooper	Ignition Coil	1.5L, 2.0L	Base, Chili, John Cooper Works, John Cooper Works Hot Chili, John Cooper Works Salt, Pepper, S, S Chili, S Hot Chili, S Salt, Salt, Seven Chili, Seven S Chili	GAS	IGC0189
Cooper Clubman	Fuel Pump Camshaft Follower	2.0L	John Cooper Works ALL4	B48A20B, Wagon, F54	HCF3057
Cooper Clubman	Fuel Pump Camshaft Follower	1.5L	ALL4, Base	Observe PuMA Measure 62634754; Observe SI M11 08 16, B36A15M0, Wagon, F54	HCF3057
Cooper Clubman	Fuel Pump Camshaft Follower	2.0L	S, S ALL4	Observe PuMA Measure 62634754; Observe SI M11 08 16, B46A20M0, Wagon, F54	HCF3057
Cooper Clubman	Ignition Coil	1.5L, 2.0L	ALL4, Base, John Cooper Works ALL4, S, S ALL4, S Chili, S Hot Chili	GAS	IGC0189
Cooper Countryman	Fuel Pump Camshaft Follower	2.0L	S, S ALL4	B46A20M0, Hatchback, F60	HCF3057
Cooper Countryman	Fuel Pump Camshaft Follower	2.0L	John Cooper Works ALL4	B48A20B, Hatchback, F60	HCF3057
Cooper Countryman	Fuel Pump Camshaft Follower	1.5L	ALL4, Base	Observe PuMA Measure 62634754; Observe SI M11 08 16, B36A15M0, Hatchback, F60	HCF3057
Cooper Countryman	Fuel Pump Camshaft Follower	1.5L	S E ALL4	Observe PuMA Measure 62634754; Observe SI M11 08 16, B38A15M0, Hatchback, F60	HCF3057
Cooper Countryman	Ignition Coil	1.5L	S E ALL4	ELECTRIC/GAS	IGC0189
Cooper Countryman	Ignition Coil	1.5L, 2.0L	ALL4, Base, John Cooper Works ALL4, S, S ALL4, S Chili, S Sport	GAS	IGC0189

Vehicle	Part Type	Engine Size	Trim	Note(s)	Part Number
<b>2019 Mini</b>					
Cooper	Fuel Pump Camshaft Follower	2.0L	John Cooper Works	B48A20B, Convertible, F57	HCF3057
Cooper	Fuel Pump Camshaft Follower	1.5L	Base	Observe PuMA Measure 62634754; Observe SI M11 08 16, B36A15M0, Convertible, F57	HCF3057
Cooper	Fuel Pump Camshaft Follower	1.5L	Base	Observe PuMA Measure 62634754; Observe SI M11 08 16, B36A15M0, Hatchback, F55	HCF3057
Cooper	Fuel Pump Camshaft Follower	1.5L	Base	Observe PuMA Measure 62634754; Observe SI M11 08 16, B36A15M0, Hatchback, F56	HCF3057
Cooper	Fuel Pump Camshaft Follower	2.0L	S	Observe PuMA Measure 62634754; Observe SI M11 08 16, B46A20M0, Convertible, F57	HCF3057
Cooper	Fuel Pump Camshaft Follower	2.0L	S	Observe PuMA Measure 62634754; Observe SI M11 08 16, B46A20M0, Hatchback, F55	HCF3057
Cooper	Fuel Pump Camshaft Follower	2.0L	S	Observe PuMA Measure 62634754; Observe SI M11 08 16, B46A20M0, Hatchback, F56	HCF3057
Cooper	Fuel Pump Camshaft Follower	2.0L	John Cooper Works	Observe PuMA Measure 62634754; Observe SI M11 08 16, B48A20B, Hatchback, F56	HCF3057
Cooper Clubman	Fuel Pump Camshaft Follower	2.0L	John Cooper Works ALL4	B48A20B, Wagon, F54	HCF3057
Cooper Clubman	Fuel Pump Camshaft Follower	1.5L	ALL4, Base	Observe PuMA Measure 62634754; Observe SI M11 08 16, B36A15M0, Wagon, F54	HCF3057

Vehicle	Part Type	Engine Size	Trim	Note(s)	Part Number
<b>2019 Mini (cont'd)</b>					
Cooper Clubman	Fuel Pump Camshaft Follower	2.0L	S, S ALL4	Observe PuMA Measure 62634754; Observe SI M11 08 16, B46A20M0, Wagon, F54	HCF3057
Cooper Countryman	Fuel Pump Camshaft Follower	2.0L	S, S ALL4	B46A20M0, Hatchback, F60	HCF3057
Cooper Countryman	Fuel Pump Camshaft Follower	2.0L	John Cooper Works ALL4	B48A20B, Hatchback, F60	HCF3057
Cooper Countryman	Fuel Pump Camshaft Follower	1.5L	ALL4, Base	Observe PuMA Measure 62634754; Observe SI M11 08 16, B36A15M0, Hatchback, F60	HCF3057
Cooper Countryman	Fuel Pump Camshaft Follower	1.5L	S E ALL4	Observe PuMA Measure 62634754; Observe SI M11 08 16, B38A15M0, Hatchback, F60	HCF3057
<b>2020 Mini</b>					
Cooper Countryman	Fuel Pump Camshaft Follower	1.5L	S E ALL4	B38A15M0, Hatchback, F60	HCF3057
<b>1975 Mercedes-Benz</b>					
280	Voltage Regulator	2.8L	Base		ALR0514
280C	Voltage Regulator	2.8L	Base		ALR0514
300D	Voltage Regulator	3.0L	Base		ALR0514
<b>1976 Mercedes-Benz</b>					
280	Voltage Regulator	2.8L	Base		ALR0514
280C	Voltage Regulator	2.8L	Base		ALR0514
<b>1977 Mercedes-Benz</b>					
280SE	Voltage Regulator	2.8L	Base		ALR0514
<b>1978 Mercedes-Benz</b>					
280SE	Voltage Regulator	2.8L	Base		ALR0514
<b>1979 Mercedes-Benz</b>					
280SE	Voltage Regulator	2.8L	Base		ALR0514
<b>1980 Mercedes-Benz</b>					
280SE	Voltage Regulator	2.8L	Base		ALR0514
<b>1981 Mercedes-Benz</b>					
300TD	Voltage Regulator	3.0L	Base	DIESEL	ALR0514
<b>1982 Mercedes-Benz</b>					
300D	Voltage Regulator	3.0L	Base		ALR0514

Vehicle	Part Type	Engine Size	Trim	Note(s)	Part Number
<b>1982 Mercedes-Benz (cont'd)</b>					
300TD	Voltage Regulator	3.0L	Base	DIESEL	ALR0514
<b>1983 Mercedes-Benz</b>					
300D	Voltage Regulator	3.0L	Base		ALR0514
300TD	Voltage Regulator	3.0L	Base	DIESEL	ALR0514
<b>1984 Mercedes-Benz</b>					
300D	Voltage Regulator	3.0L	Base		ALR0514
300TD	Voltage Regulator	3.0L	Base	DIESEL	ALR0514
<b>1985 Mercedes-Benz</b>					
300D	Voltage Regulator	3.0L	Base		ALR0514
300TD	Voltage Regulator	3.0L	Base	DIESEL	ALR0514
<b>1986 Mercedes-Benz</b>					
190E	Voltage Regulator	2.3L	2.3, 2.3-16	Bosch Design, GAS	ALR0514
190E	Voltage Regulator	2.3L	2.3, 2.3-16	Valeo Motorola Design, GAS	ALR0696
190E	Ignition Coil	2.3L	2.3, 2.3-16		IGC8019
300E	Voltage Regulator	3.0L	Base	Bosch Design, GAS	ALR0514
300E	Voltage Regulator	3.0L	Base	Valeo Motorola Design, GAS	ALR0696
420SEL	Voltage Regulator	4.2L	Base		ALR0514
560SEC	Voltage Regulator	5.6L	Base		ALR0514
560SEL	Voltage Regulator	5.6L	Base		ALR0514
<b>1987 Mercedes-Benz</b>					
190E	Voltage Regulator	2.3L	2.3, 2.3-16	Bosch Design, GAS	ALR0514
190E	Voltage Regulator	2.6L	2.6	Bosch Design, GAS, 103.942	ALR0514
190E	Voltage Regulator	2.3L	2.3, 2.3-16	Valeo Motorola Design, GAS	ALR0696
190E	Voltage Regulator	2.6L	2.6	Valeo Motorola Design, GAS, 103.942	ALR0696
190E	Ignition Coil	2.3L	2.3, 2.3-16		IGC8019
260E	Voltage Regulator	2.6L	Base	Bosch Design, GAS, 103.940	ALR0514
260E	Voltage Regulator	2.6L	Base	Valeo Motorola Design, GAS, 103.940	ALR0696
300D	Voltage Regulator	3.0L	Base		ALR0514
300E	Voltage Regulator	3.0L	Base	Bosch Design, GAS	ALR0514
300E	Voltage Regulator	3.0L	Base	Valeo Motorola Design, GAS	ALR0696

Vehicle	Part Type	Engine Size	Trim	Note(s)	Part Number
<b>1987 Mercedes-Benz (cont'd)</b>					
420SEL	Voltage Regulator	4.2L	Base		ALR0514
560SEC	Voltage Regulator	5.6L	Base		ALR0514
560SEL	Voltage Regulator	5.6L	Base		ALR0514
<b>1988 Mercedes-Benz</b>					
190E	Voltage Regulator	2.3L	2.3	Bosch Design, GAS	ALR0514
190E	Voltage Regulator	2.6L	2.6	Bosch Design, GAS, 103.942	ALR0514
190E	Voltage Regulator	2.3L	2.3	Valeo Motorola Design, GAS	ALR0696
190E	Voltage Regulator	2.6L	2.6	Valeo Motorola Design, GAS, 103.942	ALR0696
190E	Ignition Coil	2.3L	2.3		IGC8019
260E	Voltage Regulator	2.6L	Base	Bosch Design, GAS, 103.940	ALR0514
260E	Voltage Regulator	2.6L	Base	Valeo Motorola Design, GAS, 103.940	ALR0696
300CE	Voltage Regulator	3.0L	Base	Bosch Design, GAS	ALR0514
300CE	Voltage Regulator	3.0L	Base	Valeo Motorola Design, GAS	ALR0696
300E	Voltage Regulator	3.0L	Base	Bosch Design, GAS	ALR0514
300E	Voltage Regulator	3.0L	Base	Valeo Motorola Design, GAS	ALR0696
300SE	Voltage Regulator	3.0L	Base		ALR0514
300SEL	Voltage Regulator	3.0L	Base		ALR0514
300TE	Voltage Regulator	3.0L	Base		ALR0514
420SEL	Voltage Regulator	4.2L	Base		ALR0514
560SEC	Voltage Regulator	5.6L	Base		ALR0514
560SEL	Voltage Regulator	5.6L	Base		ALR0514
<b>1989 Mercedes-Benz</b>					
190D	Voltage Regulator	2.5L	2.5		ALR0514
190E	Voltage Regulator	2.6L	2.6	Bosch Design, GAS, 103.942	ALR0514
190E	Voltage Regulator	2.6L	2.6	Valeo Motorola Design, GAS, 103.942	ALR0696
260E	Voltage Regulator	2.6L	Base	Bosch Design, GAS, 103.940	ALR0514
260E	Voltage Regulator	2.6L	Base	Valeo Motorola Design, GAS, 103.940	ALR0696
300CE	Voltage Regulator	3.0L	Base	Bosch Design, GAS	ALR0514

Vehicle	Part Type	Engine Size	Trim	Note(s)	Part Number
<b>1989 Mercedes-Benz (cont'd)</b>					
300CE	Voltage Regulator	3.0L	Base	Valeo Motorola Design, GAS	ALR0696
300E	Voltage Regulator	3.0L	Base	Bosch Design, GAS	ALR0514
300E	Voltage Regulator	3.0L	Base	Valeo Motorola Design, GAS	ALR0696
300SE	Voltage Regulator	3.0L	Base		ALR0514
300SEL	Voltage Regulator	3.0L	Base		ALR0514
300TE	Voltage Regulator	3.0L	Base		ALR0514
420SEL	Voltage Regulator	4.2L	Base		ALR0514
560SEC	Voltage Regulator	5.6L	Base		ALR0514
560SEL	Voltage Regulator	5.6L	Base		ALR0514
<b>1990 Mercedes-Benz</b>					
190E	Voltage Regulator	2.6L	2.6	Bosch Design, GAS, 103.942	ALR0514
190E	Voltage Regulator	2.6L	2.6	Valeo Motorola Design, GAS, 103.942	ALR0696
300CE	Voltage Regulator	3.0L	Base		ALR0514
300E	Voltage Regulator	3.0L	4Matic, Base	Bosch Design, GAS	ALR0514
300E	Voltage Regulator	2.6L	2.6	Bosch Design, GAS, 103.940	ALR0514
300E	Voltage Regulator	3.0L	4Matic, Base	Valeo Motorola Design, GAS	ALR0696
300E	Voltage Regulator	2.6L	2.6	Valeo Motorola Design, GAS, 103.940	ALR0696
300SE	Voltage Regulator	3.0L	Base		ALR0514
300SEL	Voltage Regulator	3.0L	Base		ALR0514
300TE	Voltage Regulator	3.0L	4Matic, Base	Bosch Design, GAS	ALR0514
300TE	Voltage Regulator	3.0L	4Matic, Base	Valeo Motorola Design, GAS	ALR0696
420SEL	Voltage Regulator	4.2L	Base		ALR0514
560SEC	Voltage Regulator	5.6L	Base		ALR0514
560SEL	Voltage Regulator	5.6L	Base		ALR0514
<b>1991 Mercedes-Benz</b>					
190E	Voltage Regulator	2.3L	2.3	Bosch Design, GAS	ALR0514
190E	Voltage Regulator	2.6L	2.6	Bosch Design, GAS, 103.942	ALR0514
190E	Voltage Regulator	2.3L	2.3	Valeo Motorola Design, GAS	ALR0696
190E	Voltage Regulator	2.6L	2.6	Valeo Motorola Design, GAS, 103.942	ALR0696

Vehicle	Part Type	Engine Size	Trim	Note(s)	Part Number
<b>1991 Mercedes-Benz (cont'd)</b>					
190E	Ignition Coil	2.3L	2.3		IGC8019
300CE	Voltage Regulator	3.0L	Base		ALR0514
300E	Voltage Regulator	3.0L	4Matic, Base	Bosch Design, GAS	ALR0514
300E	Voltage Regulator	2.6L	2.6	Bosch Design, GAS, 103.940	ALR0514
300E	Voltage Regulator	3.0L	4Matic, Base	Valeo Motorola Design, GAS	ALR0696
300E	Voltage Regulator	2.6L	2.6	Valeo Motorola Design, GAS, 103.940	ALR0696
300SE	Voltage Regulator	3.0L	Base		ALR0514
300SEL	Voltage Regulator	3.0L	Base		ALR0514
300TE	Voltage Regulator	3.0L	4Matic, Base	Bosch Design, GAS	ALR0514
300TE	Voltage Regulator	3.0L	4Matic, Base	Valeo Motorola Design, GAS	ALR0696
420SEL	Voltage Regulator	4.2L	Base		ALR0514
560SEC	Voltage Regulator	5.6L	Base		ALR0514
560SEL	Voltage Regulator	5.6L	Base		ALR0514
<b>1992 Mercedes-Benz</b>					
190E	Voltage Regulator	2.6L	2.6	Bosch Design, GAS, 103.942	ALR0514
190E	Voltage Regulator	2.6L	2.6	Valeo Motorola Design, GAS, 103.942	ALR0696
300CE	Voltage Regulator	3.0L	Base		ALR0514
300E	Voltage Regulator	3.0L	4Matic, Base	Bosch Design, GAS	ALR0514
300E	Voltage Regulator	2.6L	2.6	Bosch Design, GAS, 103.940	ALR0514
300E	Voltage Regulator	3.0L	4Matic, Base	Valeo Motorola Design, GAS	ALR0696
300E	Voltage Regulator	2.6L	2.6	Valeo Motorola Design, GAS, 103.940	ALR0696
300SE	Voltage Regulator	3.2L	Base		ALR0555
300TE	Voltage Regulator	3.0L	4Matic, Base	Bosch Design, GAS	ALR0514
300TE	Voltage Regulator	3.0L	4Matic, Base	Valeo Motorola Design, GAS	ALR0696
<b>1993 Mercedes-Benz</b>					
190E	Voltage Regulator	2.6L	2.6	Bosch Design, GAS, 103.942	ALR0514
190E	Voltage Regulator	2.6L	2.6	Valeo Motorola Design, GAS, 103.942	ALR0696

Vehicle	Part Type	Engine Size	Trim	Note(s)	Part Number
<b>1993 Mercedes-Benz (cont'd)</b>					
300CE	Voltage Regulator	3.2L	Base	GAS, 104.992	ALR0555
300CE	Voltage Regulator	3.2L	Base	GAS, 104.992	ALR0696
300E	Voltage Regulator	3.0L	4Matic	Bosch Design, GAS	ALR0514
300E	Voltage Regulator	2.8L	2.8	Bosch Design, GAS, 104.942	ALR0555
300E	Voltage Regulator	3.2L	Base	Bosch Design, GAS, 104.992	ALR0555
300E	Voltage Regulator	3.0L	4Matic	Valeo Motorola Design, GAS	ALR0696
300E	Voltage Regulator	2.8L	2.8	Valeo Motorola Design, GAS, 104.942	ALR0696
300E	Voltage Regulator	3.2L	Base	Valeo Motorola Design, GAS, 104.992	ALR0696
300SE	Voltage Regulator	3.2L	Base		ALR0555
300TE	Voltage Regulator	3.0L	4Matic	Bosch Design, GAS	ALR0514
300TE	Voltage Regulator	3.2L	Base	Bosch Design, GAS, 104.992	ALR0555
300TE	Voltage Regulator	3.0L	4Matic	Valeo Motorola Design, GAS	ALR0696
500SL	Voltage Regulator	5.0L	Base		ALR0555
600SL	Voltage Regulator	6.0L	Base		ALR0555
<b>1994 Mercedes-Benz</b>					
C220	Voltage Regulator	2.2L	Base	GAS	ALR0555
C220	Voltage Regulator	2.2L	Base	GAS	ALR0696
E320	Voltage Regulator	3.2L	Base	GAS, 104.992	ALR0555
E320	Voltage Regulator	3.2L	Base	GAS, 104.992	ALR0696
SL320	Voltage Regulator	3.2L	Base	GAS, 104.991	ALR0555
SL320	Voltage Regulator	3.2L	Base	GAS, 104.991	ALR0696
SL500	Voltage Regulator	5.0L	Base		ALR0555
SL600	Voltage Regulator	6.0L	Base		ALR0555
<b>1995 Mercedes-Benz</b>					
C36 AMG	Engine Crankshaft Position Sensor	3.6L	Base	202.028	CPS8124HU-D
C36 AMG	Fuel Pump	3.6L	Base	From Ident No. F 033845, To Ident No. F 175420, USA, 202.028, SPECIAL ORDER ONLY	FUP3308-D
C36 AMG	Fuel Pump	3.6L	Base	To Ident No. F 033844, USA, 202.028, SPECIAL ORDER ONLY	FUP3379HU-D



Vehicle	Part Type	Engine Size	Trim	Note(s)	Part Number
<b>1995 Mercedes-Benz (cont'd)</b>					
C36 AMG	Ignition Coil	3.6L	Base	w/o Spark Plug Connector, 202.028	IGC3814-D
C36 AMG	Ignition Coil	3.6L	Base	202.028	IGC4022-D
C36 AMG	Spark Plug Boot	3.6L	Base	202.028	IGC4023-D
C36 AMG	Mass Air Flow Sensor	3.6L	Base	202.028	MAF8958
C220	Voltage Regulator	2.2L	Base, Clasico, Elegance	GAS	ALR0555
C220	Voltage Regulator	2.2L	Base, Clasico, Elegance	GAS	ALR0696
C220	Fuel Pump	2.2L	Base	AUXILIARY PUMP; EXC AMG ENGINEERING PACKAGE, From Ident No. F 033845, To Ident No. F 175420, USA, 202.022, SPECIAL ORDER ONLY	FUP3308-D
C220	Fuel Pump	2.2L	Base	To Ident No. F 033844, USA, 202.022, SPECIAL ORDER ONLY	FUP3379HU-D
C220	Ignition Coil	2.2L	Base	202.022	IGC8711-D
C280	Engine Crankshaft Position Sensor	2.8L	Base	202.028	CPS8124HU-D
C280	Fuel Pump	2.8L	Base	From Ident No. F 033845, To Ident No. F 175420, USA, 202.028, SPECIAL ORDER ONLY	FUP3308-D
C280	Fuel Pump	2.8L	Base	To Ident No. F 033844, USA, 202.028, SPECIAL ORDER ONLY	FUP3379HU-D
C280	Ignition Coil	2.8L	Base	w/o Spark Plug Connector, 202.028	IGC3814-D
C280	Ignition Coil	2.8L	Base	202.028	IGC4022-D
C280	Spark Plug Boot	2.8L	Base	202.028	IGC4023-D
C280	Mass Air Flow Sensor	2.8L	Base	202.028	MAF8958
E300	Voltage Regulator	3.0L	Base	DIESEL, 606.910	ALR0555
E300	Voltage Regulator	3.0L	Base	DIESEL, 606.910	ALR0696
E300	Diesel Preglow Time Relay Temperature Sensor	3.0L	Base	124.131	GLP2037
E320	Voltage Regulator	3.2L	Base	GAS, 104.992	ALR0555
E320	Voltage Regulator	3.2L	Base	GAS, 104.992	ALR0696

Vehicle	Part Type	Engine Size	Trim	Note(s)	Part Number
<b>1995 Mercedes-Benz (cont'd)</b>					
E320	Fuel Pump	3.2L	Base	From Ident No. C 226336, 124.066, SPECIAL ORDER ONLY	FUP3309-D
E320	Fuel Pump	3.2L	Base	FUEL PUMP, From Ident No: C 227245, USA, 124.032, SPECIAL ORDER ONLY	FUP3309-D
E320	Fuel Pump	3.2L	Base	FUEL PUMP, From Ident No. C 226336, USA, 124.052, SPECIAL ORDER ONLY	FUP3309-D
E320	Fuel Pump	3.2L	Base	To Ident No. C 226335, 124.066, SPECIAL ORDER ONLY	FUP3379HU-D
E320	Fuel Pump	3.2L	Base	USA, 124.092, SPECIAL ORDER ONLY	FUP3379HU-D
E320	Ignition Coil	3.2L	Base	w/o Spark Plug Connector, 124.032	IGC3814-D
E320	Ignition Coil	3.2L	Base	w/o Spark Plug Connector, 124.052	IGC3814-D
E320	Ignition Coil	3.2L	Base	w/o Spark Plug Connector, 124.066	IGC3814-D
E320	Ignition Coil	3.2L	Base	w/o Spark Plug Connector, 124.092	IGC3814-D
E320	Ignition Coil	3.2L	Base	124.032	IGC4022-D
E320	Ignition Coil	3.2L	Base	124.052	IGC4022-D
E320	Ignition Coil	3.2L	Base	124.066	IGC4022-D
E320	Ignition Coil	3.2L	Base	124.092	IGC4022-D
E320	Spark Plug Boot	3.2L	Base	124.032	IGC4023-D
E320	Spark Plug Boot	3.2L	Base	124.052	IGC4023-D
E320	Spark Plug Boot	3.2L	Base	124.066	IGC4023-D
E320	Spark Plug Boot	3.2L	Base	124.092	IGC4023-D
E420	Fuel Pump	4.2L	Base	To Ident No. A 368116, USA, 124.034, SPECIAL ORDER ONLY	FUP3309-D
E420	Fuel Pump	4.2L	Base	To Ident No. A 220200, USA, 124.034, SPECIAL ORDER ONLY	FUP3379HU-D
E420	Ignition Coil	4.2L	Base	124.034	IGC8744-D

Vehicle	Part Type	Engine Size	Trim	Note(s)	Part Number
<b>1995 Mercedes-Benz (cont'd)</b>					
S320	Fuel Pump	3.2L	SWB	To Ident No. A 368116, USA, 140.032, SPECIAL ORDER ONLY	FUP3309-D
S320	Fuel Pump	3.2L	LWB	To Ident No. A 368116, USA, 140.033, SPECIAL ORDER ONLY	FUP3309-D
S320	Fuel Pump	3.2L	SWB	To Ident No. A 220200, USA, 140.032, SPECIAL ORDER ONLY	FUP3379HU-D
S320	Fuel Pump	3.2L	LWB	To Ident No. A 220200, USA, 140.033, SPECIAL ORDER ONLY	FUP3379HU-D
S320	Ignition Coil	3.2L	SWB	w/o Spark Plug Connector, 140.032	IGC3814-D
S320	Ignition Coil	3.2L	LWB	w/o Spark Plug Connector, 140.033	IGC3814-D
S320	Ignition Coil	3.2L	SWB	140.032	IGC4022-D
S320	Ignition Coil	3.2L	LWB	140.033	IGC4022-D
S320	Spark Plug Boot	3.2L	SWB	140.032	IGC4023-D
S320	Spark Plug Boot	3.2L	LWB	140.033	IGC4023-D
S320	Mass Air Flow Sensor	3.2L	SWB	140.032	MAF8958
S320	Mass Air Flow Sensor	3.2L	LWB	140.033	MAF8958
S350	Diesel Preglow Time Relay Temperature Sensor	3.4L	Base	140.134	GLP2037
S420	Engine Camshaft Position Sensor	4.2L	Base	140.043	CPS8126-HU
S420	Fuel Pump	4.2L	Base	To Ident No. A 368116, USA, 140.043, SPECIAL ORDER ONLY	FUP3309-D
S420	Fuel Pump	4.2L	Base	To Ident No. A 220200, USA, 140.043, SPECIAL ORDER ONLY	FUP3379HU-D
S500	Engine Camshaft Position Sensor	5.0L	Base	140.051	CPS8126-HU
S500	Engine Camshaft Position Sensor	5.0L	Base	140.070	CPS8126-HU
S500	Fuel Pump	5.0L	Base	To Ident No. A 368116, 140.051, SPECIAL ORDER ONLY	FUP3309-D

Vehicle	Part Type	Engine Size	Trim	Note(s)	Part Number
<b>1995 Mercedes-Benz (cont'd)</b>					
S500	Fuel Pump	5.0L	Base	To Ident No. A 368116, USA, 140.070, SPECIAL ORDER ONLY	FUP3309-D
S500	Fuel Pump	5.0L	Base	To Ident No. A 220200, 140.051, SPECIAL ORDER ONLY	FUP3379HU-D
S500	Fuel Pump	5.0L	Base	To Ident No. A 220200, USA, 140.070, SPECIAL ORDER ONLY	FUP3379HU-D
S600	Engine Camshaft Position Sensor	6.0L	Base	140.057	CPS8126-HU
S600	Engine Camshaft Position Sensor	6.0L	Base	140.076	CPS8126-HU
S600	Fuel Pump	6.0L	Base	To Ident No. A 368116, 140.057, SPECIAL ORDER ONLY	FUP3309-D
S600	Fuel Pump	6.0L	Base	To Ident No. A 368116, USA, 140.076, SPECIAL ORDER ONLY	FUP3309-D
S600	Fuel Pump	6.0L	Base	To Ident No. A 220200, 140.057, SPECIAL ORDER ONLY	FUP3379HU-D
S600	Fuel Pump	6.0L	Base	To Ident No. A 220200, USA, 140.076, SPECIAL ORDER ONLY	FUP3379HU-D
S600	Ignition Coil	6.0L	Base	140.076	IGC8744-D
SL320	Fuel Pump	3.2L	Base	From Ident No. F 110985, USA, 129.063, SPECIAL ORDER ONLY	FUP3309-D
SL320	Fuel Pump	3.2L	Base	To Ident No. F 110984, USA, 129.063, SPECIAL ORDER ONLY	FUP3379HU-D
SL320	Ignition Coil	3.2L	Base	w/o Spark Plug Connector, 129.063	IGC3814-D
SL320	Ignition Coil	3.2L	Base	129.063	IGC4022-D
SL320	Spark Plug Boot	3.2L	Base	129.063	IGC4023-D
SL320	Mass Air Flow Sensor	3.2L	Base	129.063	MAF8958
SL500	Voltage Regulator	5.0L	Base		ALR0555
SL500	Engine Camshaft Position Sensor	5.0L	Base	129.067	CPS8126-HU

Vehicle	Part Type	Engine Size	Trim	Note(s)	Part Number
<b>1995 Mercedes-Benz (cont'd)</b>					
SL500	Fuel Pump	5.0L	Base	From Ident No. F 110985, USA, 129.067, SPECIAL ORDER ONLY	FUP3309-D
SL500	Fuel Pump	5.0L	Base	To Ident No. F 110984, USA, 129.067, SPECIAL ORDER ONLY	FUP3379HU-D
SL600	Voltage Regulator	6.0L	Base		ALR0555
SL600	Engine Camshaft Position Sensor	6.0L	Base	129.076	CPS8126-HU
SL600	Fuel Pump	6.0L	Base	From Ident No. F 110985, USA, 129.076, SPECIAL ORDER ONLY	FUP3309-D
SL600	Fuel Pump	6.0L	Base	To Ident No. F 110984, USA, 129.076, SPECIAL ORDER ONLY	FUP3379HU-D
<b>1996 Mercedes-Benz</b>					
C36 AMG	Engine Crankshaft Position Sensor	3.6L	Base	202.028	CPS8124HU-D
C36 AMG	Fuel Pump	3.6L	Base	From Ident No. F 033845, To Ident No. F 175420, USA, 202.028, SPECIAL ORDER ONLY	FUP3308-D
C36 AMG	Fuel Pump	3.6L	Base	To Ident No. F 033844, USA, 202.028, SPECIAL ORDER ONLY	FUP3379HU-D
C36 AMG	Ignition Coil	3.6L	Base	w/o Spark Plug Connector, 202.028	IGC3814-D
C36 AMG	Ignition Coil	3.6L	Base	202.028	IGC4022-D
C36 AMG	Spark Plug Boot	3.6L	Base	202.028	IGC4023-D
C36 AMG	Mass Air Flow Sensor	3.6L	Base	202.028	MAF8958
C220	Voltage Regulator	2.2L	Base, Clasico, Elegance	GAS	ALR0555
C220	Voltage Regulator	2.2L	Base, Clasico, Elegance	GAS	ALR0696
C220	Fuel Pump	2.2L	Base	AUXILIARY PUMP; EXC AMG ENGINEERING PACKAGE, From Ident No. F 033845, To Ident No. F 175420, USA, 202.022, SPECIAL ORDER ONLY	FUP3308-D

Vehicle	Part Type	Engine Size	Trim	Note(s)	Part Number
<b>1996 Mercedes-Benz (cont'd)</b>					
C220	Fuel Pump	2.2L	Base	To Ident No. F 033844, USA, 202.022, SPECIAL ORDER ONLY	FUP3379HU-D
C220	Ignition Coil	2.2L	Base	202.022	IGC8711-D
C280	Engine Crankshaft Position Sensor	2.8L	Base	202.028	CPS8124HU-D
C280	Fuel Pump	2.8L	Base	From Ident No. F 033845, To Ident No. F 175420, USA, 202.028, SPECIAL ORDER ONLY	FUP3308-D
C280	Fuel Pump	2.8L	Base	To Ident No. F 033844, USA, 202.028, SPECIAL ORDER ONLY	FUP3379HU-D
C280	Ignition Coil	2.8L	Base	w/o Spark Plug Connector, 202.028	IGC3814-D
C280	Ignition Coil	2.8L	Base	202.028	IGC4022-D
C280	Spark Plug Boot	2.8L	Base	202.028	IGC4023-D
C280	Mass Air Flow Sensor	2.8L	Base	202.028	MAF8958
E300	ABS Wheel Speed Sensor	3.0L	Base	W/ Harness, Rear Right, 210.020, SPECIAL ORDER ONLY	ABS1636HU-D
E300	Voltage Regulator	3.0L	Base	DIESEL, 606.912	ALR0555
E300	Voltage Regulator	3.0L	Base	DIESEL, 606.912	ALR0696
E300	Diesel Preglow Time Relay Temperature Sensor	3.0L	Base	210.020	GLP2037
E320	ABS Wheel Speed Sensor	3.2L	Base	W/ Harness, Rear Right, 210.055, SPECIAL ORDER ONLY	ABS1636HU-D
E320	Voltage Regulator	3.2L	Base	GAS, 104.995	ALR0555
E320	Voltage Regulator	3.2L	Base	GAS, 104.995	ALR0696
E320	Engine Crankshaft Position Sensor	3.2L	Base	210.055	CPS8124HU-D
E320	Fuel Pump	3.2L	Base	USA, 210.055, SPECIAL ORDER ONLY	FUP3309-D
E320	Ignition Coil	3.2L	Base	w/o Spark Plug Connector, 210.055	IGC3814-D
E320	Ignition Coil	3.2L	Base	210.055	IGC4022-D
E320	Spark Plug Boot	3.2L	Base	210.055	IGC4023-D

Vehicle	Part Type	Engine Size	Trim	Note(s)	Part Number
<b>1996 Mercedes-Benz (cont'd)</b>					
E320	Mass Air Flow Sensor	3.2L	Base	210.055	MAF8958
S320	Fuel Pump	3.2L	SWB	To Ident No. A 368116, USA, 140.032, SPECIAL ORDER ONLY	FUP3309-D
S320	Fuel Pump	3.2L	LWB	To Ident No. A 368116, USA, 140.033, SPECIAL ORDER ONLY	FUP3309-D
S320	Fuel Pump	3.2L	SWB	To Ident No. A 220200, USA, 140.032, SPECIAL ORDER ONLY	FUP3379HU-D
S320	Fuel Pump	3.2L	LWB	To Ident No. A 220200, USA, 140.033, SPECIAL ORDER ONLY	FUP3379HU-D
S320	Ignition Coil	3.2L	SWB	w/o Spark Plug Connector, 140.032	IGC3814-D
S320	Ignition Coil	3.2L	LWB	w/o Spark Plug Connector, 140.033	IGC3814-D
S320	Ignition Coil	3.2L	SWB	140.032	IGC4022-D
S320	Ignition Coil	3.2L	LWB	140.033	IGC4022-D
S320	Spark Plug Boot	3.2L	SWB	140.032	IGC4023-D
S320	Spark Plug Boot	3.2L	LWB	140.033	IGC4023-D
S320	Mass Air Flow Sensor	3.2L	SWB	140.032	MAF8958
S320	Mass Air Flow Sensor	3.2L	LWB	140.033	MAF8958
S420	Engine Camshaft Position Sensor	4.2L	Base	140.043	CPS8126-HU
S420	Fuel Pump	4.2L	Base	To Ident No. A 368116, USA, 140.043, SPECIAL ORDER ONLY	FUP3309-D
S420	Fuel Pump	4.2L	Base	To Ident No. A 220200, USA, 140.043, SPECIAL ORDER ONLY	FUP3379HU-D
S500	Engine Camshaft Position Sensor	5.0L	Base	140.051	CPS8126-HU
S500	Engine Camshaft Position Sensor	5.0L	Base	140.070	CPS8126-HU
S500	Fuel Pump	5.0L	Base	To Ident No. A 368116, 140.051, SPECIAL ORDER ONLY	FUP3309-D

Vehicle	Part Type	Engine Size	Trim	Note(s)	Part Number
<b>1996 Mercedes-Benz (cont'd)</b>					
S500	Fuel Pump	5.0L	Base	To Ident No. A 368116, USA, 140.070, SPECIAL ORDER ONLY	FUP3309-D
S500	Fuel Pump	5.0L	Base	To Ident No. A 220200, 140.051, SPECIAL ORDER ONLY	FUP3379HU-D
S500	Fuel Pump	5.0L	Base	To Ident No. A 220200, USA, 140.070, SPECIAL ORDER ONLY	FUP3379HU-D
S600	Engine Camshaft Position Sensor	6.0L	Base	140.057	CPS8126-HU
S600	Engine Camshaft Position Sensor	6.0L	Base	140.076	CPS8126-HU
S600	Fuel Pump	6.0L	Base	To Ident No. A 368116, 140.057, SPECIAL ORDER ONLY	FUP3309-D
S600	Fuel Pump	6.0L	Base	To Ident No. A 368116, USA, 140.076, SPECIAL ORDER ONLY	FUP3309-D
S600	Fuel Pump	6.0L	Base	To Ident No. A 220200, 140.057, SPECIAL ORDER ONLY	FUP3379HU-D
S600	Fuel Pump	6.0L	Base	To Ident No. A 220200, USA, 140.076, SPECIAL ORDER ONLY	FUP3379HU-D
SL320	Fuel Pump	3.2L	Base	From Ident No. F 110985, USA, 129.063, SPECIAL ORDER ONLY	FUP3309-D
SL320	Fuel Pump	3.2L	Base	To Ident No. F 110984, USA, 129.063, SPECIAL ORDER ONLY	FUP3379HU-D
SL320	Ignition Coil	3.2L	Base	w/o Spark Plug Connector, 129.063	IGC3814-D
SL320	Ignition Coil	3.2L	Base	129.063	IGC4022-D
SL320	Spark Plug Boot	3.2L	Base	129.063	IGC4023-D
SL320	Mass Air Flow Sensor	3.2L	Base	129.063	MAF8958
SL500	Voltage Regulator	5.0L	Base		ALR0555
SL500	Engine Camshaft Position Sensor	5.0L	Base	129.067	CPS8126-HU



Vehicle	Part Type	Engine Size	Trim	Note(s)	Part Number
<b>1996 Mercedes-Benz (cont'd)</b>					
SL500	Fuel Pump	5.0L	Base	From Ident No. F 110985, USA, 129.067, SPECIAL ORDER ONLY	FUP3309-D
SL500	Fuel Pump	5.0L	Base	To Ident No. F 110984, USA, 129.067, SPECIAL ORDER ONLY	FUP3379HU-D
SL600	Voltage Regulator	6.0L	Base		ALR0555
SL600	Engine Camshaft Position Sensor	6.0L	Base	129.076	CPS8126-HU
SL600	Fuel Pump	6.0L	Base	From Ident No. F 110985, USA, 129.076, SPECIAL ORDER ONLY	FUP3309-D
SL600	Fuel Pump	6.0L	Base	To Ident No. F 110984, USA, 129.076, SPECIAL ORDER ONLY	FUP3379HU-D
<b>1997 Mercedes-Benz</b>					
C36 AMG	Voltage Regulator	3.6L	Base	GAS	ALR0555
C36 AMG	Voltage Regulator	3.6L	Base	GAS	ALR0696
C36 AMG	Engine Crankshaft Position Sensor	3.6L	Base	202.028	CPS8124HU-D
C36 AMG	Fuel Pump	3.6L	Base	From Ident No. F 033845, To Ident No. F 175420, USA, 202.028, SPECIAL ORDER ONLY	FUP3308-D
C36 AMG	Fuel Pump	3.6L	Base	To Ident No. F 033844, USA, 202.028, SPECIAL ORDER ONLY	FUP3379HU-D
C36 AMG	Ignition Coil	3.6L	Base	w/o Spark Plug Connector, 202.028	IGC3814-D
C36 AMG	Ignition Coil	3.6L	Base	202.028	IGC4022-D
C36 AMG	Spark Plug Boot	3.6L	Base	202.028	IGC4023-D
C36 AMG	Mass Air Flow Sensor	3.6L	Base	202.028	MAF8958
C220	Voltage Regulator	2.2L	Elegance	GAS	ALR0555
C220	Voltage Regulator	2.2L	Elegance	GAS	ALR0696
C230	Voltage Regulator	2.3L	Base	GAS	ALR0555
C230	Voltage Regulator	2.3L	Base	GAS	ALR0696
C230	Fuel Pump	2.3L	Base	From Ident No. F 175421; A 205024, USA, 202.023, SPECIAL ORDER ONLY	FUP3308-D

Vehicle	Part Type	Engine Size	Trim	Note(s)	Part Number
<b>1997 Mercedes-Benz (cont'd)</b>					
C230	Ignition Coil	2.3L	Base	w/o Spark Plug Connector, 202.023	IGC3814-D
C230	Ignition Coil	2.3L	Base	202.023	IGC4022-D
C230	Spark Plug Boot	2.3L	Base	202.023	IGC4023-D
C230	Mass Air Flow Sensor	2.3L	Base	202.023	MAF8959
C280	Voltage Regulator	2.8L	Base, Elegance		ALR0696
C280	Engine Crankshaft Position Sensor	2.8L	Base	202.028	CPS8124HU-D
C280	Fuel Pump	2.8L	Base	From Ident No. F 033845, To Ident No. F 175420, USA, 202.028, SPECIAL ORDER ONLY	FUP3308-D
C280	Fuel Pump	2.8L	Base	To Ident No. F 033844, USA, 202.028, SPECIAL ORDER ONLY	FUP3379HU-D
C280	Ignition Coil	2.8L	Base	w/o Spark Plug Connector, 202.028	IGC3814-D
C280	Ignition Coil	2.8L	Base	202.028	IGC4022-D
C280	Spark Plug Boot	2.8L	Base	202.028	IGC4023-D
C280	Mass Air Flow Sensor	2.8L	Base	202.028	MAF8958
CLK320	Voltage Regulator	3.2L	Elegance	Bosch Design, GAS	ALR0608
CLK320	Voltage Regulator	3.2L	Elegance	Valeo Motorola Design, GAS	ALR0696
E300	ABS Wheel Speed Sensor	3.0L	Base	W/ Harness, Rear Right, 210.020, SPECIAL ORDER ONLY	ABS1636HU-D
E300	Voltage Regulator	3.0L	Base	DIESEL, 606.912	ALR0555
E300	Voltage Regulator	3.0L	Base	DIESEL, 606.912	ALR0696
E300	Diesel Preglow Time Relay Temperature Sensor	3.0L	Base	210.020	GLP2037
E320	ABS Wheel Speed Sensor	3.2L	Base	W/ Harness, Rear Right, 210.055, SPECIAL ORDER ONLY	ABS1636HU-D
E320	Voltage Regulator	3.2L	Base	GAS	ALR0555
E320	Voltage Regulator	3.2L	Base	GAS, 104.995	ALR0555
E320	Voltage Regulator	3.2L	Base	GAS	ALR0696
E320	Voltage Regulator	3.2L	Base	GAS, 104.995	ALR0696

Vehicle	Part Type	Engine Size	Trim	Note(s)	Part Number
<b>1997 Mercedes-Benz (cont'd)</b>					
E320	Engine Crankshaft Position Sensor	3.2L	Base	210.055	CPS8124HU-D
E320	Fuel Pump	3.2L	Base	USA, 210.055, SPECIAL ORDER ONLY	FUP3309-D
E320	Ignition Coil	3.2L	Base	w/o Spark Plug Connector, 210.055	IGC3814-D
E320	Ignition Coil	3.2L	Base	210.055	IGC4022-D
E320	Spark Plug Boot	3.2L	Base	210.055	IGC4023-D
E320	Mass Air Flow Sensor	3.2L	Base	210.055	MAF8958
E420	ABS Wheel Speed Sensor	4.2L	Base	W/ Harness, Rear Right, 210.072, SPECIAL ORDER ONLY	ABS1636HU-D
E420	Engine Camshaft Position Sensor	4.2L	Base	210.072	CPS8126-HU
E420	Fuel Pump	4.2L	Base	USA, 210.072, SPECIAL ORDER ONLY	FUP3309-D
S320	Fuel Pump	3.2L	SWB	To Ident No. A 368116, USA, 140.032, SPECIAL ORDER ONLY	FUP3309-D
S320	Fuel Pump	3.2L	LWB	To Ident No. A 368116, USA, 140.033, SPECIAL ORDER ONLY	FUP3309-D
S320	Fuel Pump	3.2L	SWB	To Ident No. A 220200, USA, 140.032, SPECIAL ORDER ONLY	FUP3379HU-D
S320	Fuel Pump	3.2L	LWB	To Ident No. A 220200, USA, 140.033, SPECIAL ORDER ONLY	FUP3379HU-D
S320	Ignition Coil	3.2L	SWB	w/o Spark Plug Connector, 140.032	IGC3814-D
S320	Ignition Coil	3.2L	LWB	w/o Spark Plug Connector, 140.033	IGC3814-D
S320	Ignition Coil	3.2L	SWB	140.032	IGC4022-D
S320	Ignition Coil	3.2L	LWB	140.033	IGC4022-D
S320	Spark Plug Boot	3.2L	SWB	140.032	IGC4023-D
S320	Spark Plug Boot	3.2L	LWB	140.033	IGC4023-D
S320	Mass Air Flow Sensor	3.2L	SWB	140.032	MAF8958
S320	Mass Air Flow Sensor	3.2L	LWB	140.033	MAF8958

Vehicle	Part Type	Engine Size	Trim	Note(s)	Part Number
<b>1997 Mercedes-Benz (cont'd)</b>					
S420	Engine Camshaft Position Sensor	4.2L	Base	140.043	CPS8126-HU
S420	Fuel Pump	4.2L	Base	To Ident No. A 368116, USA, 140.043, SPECIAL ORDER ONLY	FUP3309-D
S420	Fuel Pump	4.2L	Base	To Ident No. A 220200, USA, 140.043, SPECIAL ORDER ONLY	FUP3379HU-D
S500	Engine Camshaft Position Sensor	5.0L	Base	140.051	CPS8126-HU
S500	Engine Camshaft Position Sensor	5.0L	Base	140.070	CPS8126-HU
S500	Fuel Pump	5.0L	Base	To Ident No. A 368116, 140.051, SPECIAL ORDER ONLY	FUP3309-D
S500	Fuel Pump	5.0L	Base	To Ident No. A 368116, USA, 140.070, SPECIAL ORDER ONLY	FUP3309-D
S500	Fuel Pump	5.0L	Base	To Ident No. A 220200, 140.051, SPECIAL ORDER ONLY	FUP3379HU-D
S500	Fuel Pump	5.0L	Base	To Ident No. A 220200, USA, 140.070, SPECIAL ORDER ONLY	FUP3379HU-D
S600	Engine Camshaft Position Sensor	6.0L	Base	140.057	CPS8126-HU
S600	Engine Camshaft Position Sensor	6.0L	Base	140.076	CPS8126-HU
S600	Fuel Pump	6.0L	Base	To Ident No. A 368116, 140.057, SPECIAL ORDER ONLY	FUP3309-D
S600	Fuel Pump	6.0L	Base	To Ident No. A 368116, USA, 140.076, SPECIAL ORDER ONLY	FUP3309-D
S600	Fuel Pump	6.0L	Base	To Ident No. A 220200, 140.057, SPECIAL ORDER ONLY	FUP3379HU-D
S600	Fuel Pump	6.0L	Base	To Ident No. A 220200, USA, 140.076, SPECIAL ORDER ONLY	FUP3379HU-D

Vehicle	Part Type	Engine Size	Trim	Note(s)	Part Number
<b>1997 Mercedes-Benz (cont'd)</b>					
SL320	Fuel Pump	3.2L	Base	From Ident No. F 110985, USA, 129.063, SPECIAL ORDER ONLY	FUP3309-D
SL320	Fuel Pump	3.2L	Base	To Ident No. F 110984, USA, 129.063, SPECIAL ORDER ONLY	FUP3379HU-D
SL320	Ignition Coil	3.2L	Base	w/o Spark Plug Connector, 129.063	IGC3814-D
SL320	Ignition Coil	3.2L	Base	129.063	IGC4022-D
SL320	Spark Plug Boot	3.2L	Base	129.063	IGC4023-D
SL320	Mass Air Flow Sensor	3.2L	Base	129.063	MAF8958
SL500	Voltage Regulator	5.0L	Base		ALR0555
SL500	Engine Camshaft Position Sensor	5.0L	Base	129.067	CPS8126-HU
SL500	Fuel Pump	5.0L	Base	From Ident No. F 110985, USA, 129.067, SPECIAL ORDER ONLY	FUP3309-D
SL500	Fuel Pump	5.0L	Base	To Ident No. F 110984, USA, 129.067, SPECIAL ORDER ONLY	FUP3379HU-D
SL600	Voltage Regulator	6.0L	Base		ALR0555
SL600	Engine Camshaft Position Sensor	6.0L	Base	129.076	CPS8126-HU
SL600	Fuel Pump	6.0L	Base	From Ident No. F 110985, USA, 129.076, SPECIAL ORDER ONLY	FUP3309-D
SL600	Fuel Pump	6.0L	Base	To Ident No. F 110984, USA, 129.076, SPECIAL ORDER ONLY	FUP3379HU-D
<b>1998 Mercedes-Benz</b>					
C43 AMG	Engine Crankshaft Position Sensor	4.3L	Base	From Engine # 60 002421, 202.033	CPS8119
C43 AMG	Engine Crankshaft Position Sensor	4.3L	Base	To Engine # 60 002420, 202.033	CPS8124HU-D
C43 AMG	Engine Camshaft Position Sensor	4.3L	Base	202.033	CPS8126-HU
C43 AMG	Fuel Pump	4.3L	Base	USA, 202.033, SPECIAL ORDER ONLY	FUP3309-D
C43 AMG	Ignition Coil	4.3L	Base		IGC0143
C43 AMG	Spark Plug Wire	4.3L	Base	To Spark Plug 1B, 1, 202.033	IGC4778-HU

Vehicle	Part Type	Engine Size	Trim	Note(s)	Part Number
<b>1998 Mercedes-Benz (cont'd)</b>					
C43 AMG	Spark Plug Wire	4.3L	Base	To Spark Plug 2B, 2, 202.033	IGC4778-HU
C43 AMG	Spark Plug Wire	4.3L	Base	To Spark Plug 3A Or 3B, 3, 202.033	IGC4778-HU
C43 AMG	Spark Plug Wire	4.3L	Base	To Spark Plug 4A Or 4B, 4, 202.033	IGC4778-HU
C43 AMG	Spark Plug Wire	4.3L	Base	To Spark Plug 5B, 5, 202.033	IGC4778-HU
C43 AMG	Spark Plug Wire	4.3L	Base	To Spark Plug 6A Or 6B, 6, 202.033	IGC4778-HU
C43 AMG	Spark Plug Wire	4.3L	Base	To Spark Plug 7A or 7B, 7, 202.033	IGC4778-HU
C43 AMG	Spark Plug Wire	4.3L	Base	To Spark Plug 8A Or 8B, 8, 202.033	IGC4778-HU
C43 AMG	Mass Air Flow Sensor	4.3L	Base	202.033	MAF8957
C43 AMG	Spark Plug Wire	4.3L	Base	To Spark Plug 2A, 2, 202.033, SPECIAL ORDER ONLY	SPW4779HU-D
C43 AMG	Spark Plug Wire	4.3L	Base	To Spark Plug 5A, 5, 202.033, SPECIAL ORDER ONLY	SPW4779HU-D
C230	Fuel Pump	2.3L	Base	From Ident No. F 175421; A 205024, USA, 202.023, SPECIAL ORDER ONLY	FUP3308-D
C230	Ignition Coil	2.3L	Base	w/o Spark Plug Connector, 202.023	IGC3814-D
C230	Ignition Coil	2.3L	Base	202.023	IGC4022-D
C230	Spark Plug Boot	2.3L	Base	202.023	IGC4023-D
C230	Mass Air Flow Sensor	2.3L	Base	202.023	MAF8959
C280	Voltage Regulator	2.8L	Base, Elegance		ALR0696
C280	Engine Crankshaft Position Sensor	2.8L	Base	With D4 EU3 (Air Pollution Control), 202.029	CPS8119
C280	Engine Crankshaft Position Sensor	2.8L	Base	Without D4 EU3 (Air Pollution Control), 202.029	CPS8124HU-D
C280	Engine Camshaft Position Sensor	2.8L	Base	202.029	CPS8126-HU
C280	Fuel Pump	2.8L	Base	From Ident No. A 205024; F 175421, USA, 202.029, SPECIAL ORDER ONLY	FUP3308-D
C280	Ignition Coil	2.8L	Base		IGC0143

Vehicle	Part Type	Engine Size	Trim	Note(s)	Part Number
<b>1998 Mercedes-Benz (cont'd)</b>					
C280	Spark Plug Wire	2.8L	Base	To Spark Plug 1A Or 1B, 1, 202.029	IGC4778-HU
C280	Spark Plug Wire	2.8L	Base	To Spark Plug 2A or 2B, 2, 202.029	IGC4778-HU
C280	Spark Plug Wire	2.8L	Base	To Spark Plug 3A Or 3B, 3, 202.029	IGC4778-HU
C280	Spark Plug Wire	2.8L	Base	To Spark Plug 4A Or 4B, 4, 202.029	IGC4778-HU
C280	Spark Plug Wire	2.8L	Base	To Spark Plug 5A or 5B, 5, 202.029	IGC4778-HU
C280	Spark Plug Wire	2.8L	Base	To Spark Plug 6A Or 6B, 6, 202.029	IGC4778-HU
C280	Mass Air Flow Sensor	2.8L	Base	USA, 202.029	MAF8960
C280	Manifold Absolute Pressure Sensor	2.8L	Base	202.029	PRS8211-HU
CL500	Engine Camshaft Position Sensor	5.0L	Base	140.070	CPS8126-HU
CL500	Fuel Pump	5.0L	Base	To Ident No. A 368116, USA, 140.070, SPECIAL ORDER ONLY	FUP3309-D
CL500	Fuel Pump	5.0L	Base	To Ident No. A 220200, USA, 140.070, SPECIAL ORDER ONLY	FUP3379HU-D
CL600	Engine Camshaft Position Sensor	6.0L	Base	140.076	CPS8126-HU
CL600	Fuel Pump	6.0L	Base	To Ident No. A 368116, 140.076, SPECIAL ORDER ONLY	FUP3309-D
CL600	Fuel Pump	6.0L	Base	To Ident No. A 220200, 140.076, SPECIAL ORDER ONLY	FUP3379HU-D
CLK320	Voltage Regulator	3.2L	Base	Bosch Design, GAS, 112.940	ALR0608
CLK320	Voltage Regulator	3.2L	Base	Valeo Motorola Design, GAS, 112.940	ALR0696
CLK320	Engine Crankshaft Position Sensor	3.2L	Base	With D4 EU3 (Air Pollution Control), 208.365	CPS8119
CLK320	Engine Crankshaft Position Sensor	3.2L	Base	Without D4 EU3 (Air Pollution Control), 208.365	CPS8124HU-D
CLK320	Engine Camshaft Position Sensor	3.2L	Base	208.365	CPS8126-HU

Vehicle	Part Type	Engine Size	Trim	Note(s)	Part Number
<b>1998 Mercedes-Benz (cont'd)</b>					
CLK320	Fuel Pump	3.2L	Base	USA, 208.365, SPECIAL ORDER ONLY	FUP3308-D
CLK320	Ignition Coil	3.2L	Base		IGC0143
CLK320	Spark Plug Wire	3.2L	Base	To Spark Plug 1A Or 1B, 1, 208.365	IGC4778-HU
CLK320	Spark Plug Wire	3.2L	Base	To Spark Plug 2A or 2B, 2, 208.365	IGC4778-HU
CLK320	Spark Plug Wire	3.2L	Base	To Spark Plug 3A Or 3B, 3, 208.365	IGC4778-HU
CLK320	Spark Plug Wire	3.2L	Base	To Spark Plug 4A Or 4B, 4, 208.365	IGC4778-HU
CLK320	Spark Plug Wire	3.2L	Base	To Spark Plug 5A or 5B, 5, 208.365	IGC4778-HU
CLK320	Spark Plug Wire	3.2L	Base	To Spark Plug 6A Or 6B, 6, 208.365	IGC4778-HU
CLK320	Mass Air Flow Sensor	3.2L	Base	USA, 208.365	MAF8960
E300	ABS Wheel Speed Sensor	3.0L	Base	W/ Harness, Rear Right, 210.025, SPECIAL ORDER ONLY	ABS1636HU-D
E300	Voltage Regulator	3.0L	Base	DIESEL, 606.962	ALR0696
E300	Mass Air Flow Sensor	3.0L	Base	USA, 210.025	MAF8949HU-D
E320	ABS Wheel Speed Sensor	3.2L	Base	W/ Harness, Rear Right, 210.065, SPECIAL ORDER ONLY	ABS1636HU-D
E320	ABS Wheel Speed Sensor	3.2L	4Matic	W/ Harness, Rear Right, 210.082, SPECIAL ORDER ONLY	ABS1636HU-D
E320	ABS Wheel Speed Sensor	3.2L	Base	W/ Harness, Rear Right, 210.265, SPECIAL ORDER ONLY	ABS1636HU-D
E320	ABS Wheel Speed Sensor	3.2L	4Matic	W/ Harness, Rear Right, 210.282, SPECIAL ORDER ONLY	ABS1636HU-D
E320	Engine Crankshaft Position Sensor	3.2L	Base	From Engine # 30 370999; 000001, 210.065	CPS8119
E320	Engine Crankshaft Position Sensor	3.2L	4Matic	From Engine # 30 370999; 000001, 210.082	CPS8119
E320	Engine Crankshaft Position Sensor	3.2L	Base	From Engine # 30 370999; 000001, 210.265	CPS8119



Vehicle	Part Type	Engine Size	Trim	Note(s)	Part Number
<b>1998 Mercedes-Benz (cont'd)</b>					
E320	Engine Crankshaft Position Sensor	3.2L	4Matic	From Engine # 30 370999; 000001, 210.282	CPS8119
E320	Engine Crankshaft Position Sensor	3.2L	Base	To Engine # 30 370998; 000000, 210.065	CPS8124HU-D
E320	Engine Crankshaft Position Sensor	3.2L	4Matic	To Engine # 30 370998; 000000, 210.082	CPS8124HU-D
E320	Engine Crankshaft Position Sensor	3.2L	Base	To Engine # 30 370998; 000000, 210.265	CPS8124HU-D
E320	Engine Crankshaft Position Sensor	3.2L	4Matic	To Engine # 30 370998; 000000, 210.282	CPS8124HU-D
E320	Engine Camshaft Position Sensor	3.2L	Base	210.065	CPS8126-HU
E320	Engine Camshaft Position Sensor	3.2L	4Matic	210.082	CPS8126-HU
E320	Engine Camshaft Position Sensor	3.2L	Base	210.265	CPS8126-HU
E320	Engine Camshaft Position Sensor	3.2L	4Matic	210.282	CPS8126-HU
E320	Fuel Pump	3.2L	Base	USA, 210.065, SPECIAL ORDER ONLY	FUP3309-D
E320	Fuel Pump	3.2L	4Matic	USA, 210.082, SPECIAL ORDER ONLY	FUP3309-D
E320	Fuel Pump	3.2L	Base	USA, 210.265, SPECIAL ORDER ONLY	FUP3309-D
E320	Fuel Pump	3.2L	4Matic	USA, 210.282, SPECIAL ORDER ONLY	FUP3309-D
E320	Ignition Coil	3.2L	4Matic, Base		IGC0143
E320	Spark Plug Wire	3.2L	Base	To Spark Plug 1A Or 1B, 1, 210.065	IGC4778-HU
E320	Spark Plug Wire	3.2L	4Matic	To Spark Plug 1A Or 1B, 1, 210.082	IGC4778-HU
E320	Spark Plug Wire	3.2L	Base	To Spark Plug 1A Or 1B, 1, 210.265	IGC4778-HU
E320	Spark Plug Wire	3.2L	4Matic	To Spark Plug 1A Or 1B, 1, 210.282	IGC4778-HU
E320	Spark Plug Wire	3.2L	Base	To Spark Plug 2A or 2B, 2, 210.065	IGC4778-HU
E320	Spark Plug Wire	3.2L	4Matic	To Spark Plug 2A or 2B, 2, 210.082	IGC4778-HU
E320	Spark Plug Wire	3.2L	Base	To Spark Plug 2A or 2B, 2, 210.265	IGC4778-HU

Vehicle	Part Type	Engine Size	Trim	Note(s)	Part Number
<b>1998 Mercedes-Benz (cont'd)</b>					
E320	Spark Plug Wire	3.2L	4Matic	To Spark Plug 2A or 2B, 2, 210.282	IGC4778-HU
E320	Spark Plug Wire	3.2L	Base	To Spark Plug 3A Or 3B, 3, 210.065	IGC4778-HU
E320	Spark Plug Wire	3.2L	4Matic	To Spark Plug 3A Or 3B, 3, 210.082	IGC4778-HU
E320	Spark Plug Wire	3.2L	Base	To Spark Plug 3A Or 3B, 3, 210.265	IGC4778-HU
E320	Spark Plug Wire	3.2L	4Matic	To Spark Plug 3A Or 3B, 3, 210.282	IGC4778-HU
E320	Spark Plug Wire	3.2L	Base	To Spark Plug 4A Or 4B, 4, 210.065	IGC4778-HU
E320	Spark Plug Wire	3.2L	4Matic	To Spark Plug 4A Or 4B, 4, 210.082	IGC4778-HU
E320	Spark Plug Wire	3.2L	Base	To Spark Plug 4A Or 4B, 4, 210.265	IGC4778-HU
E320	Spark Plug Wire	3.2L	4Matic	To Spark Plug 4A Or 4B, 4, 210.282	IGC4778-HU
E320	Spark Plug Wire	3.2L	Base	To Spark Plug 5A or 5B, 5, 210.065	IGC4778-HU
E320	Spark Plug Wire	3.2L	4Matic	To Spark Plug 5A or 5B, 5, 210.082	IGC4778-HU
E320	Spark Plug Wire	3.2L	Base	To Spark Plug 5A or 5B, 5, 210.265	IGC4778-HU
E320	Spark Plug Wire	3.2L	4Matic	To Spark Plug 5A or 5B, 5, 210.282	IGC4778-HU
E320	Spark Plug Wire	3.2L	Base	To Spark Plug 6A Or 6B, 6, 210.065	IGC4778-HU
E320	Spark Plug Wire	3.2L	4Matic	To Spark Plug 6A Or 6B, 6, 210.082	IGC4778-HU
E320	Spark Plug Wire	3.2L	Base	To Spark Plug 6A Or 6B, 6, 210.265	IGC4778-HU
E320	Spark Plug Wire	3.2L	4Matic	To Spark Plug 6A Or 6B, 6, 210.282	IGC4778-HU
E320	Mass Air Flow Sensor	3.2L	Base	USA, 210.065	MAF8960
E320	Mass Air Flow Sensor	3.2L	4Matic	USA, 210.082	MAF8960
E320	Mass Air Flow Sensor	3.2L	Base	USA, 210.265	MAF8960
E320	Mass Air Flow Sensor	3.2L	4Matic	USA, 210.282	MAF8960
E430	ABS Wheel Speed Sensor	4.3L	Base	W/ Harness, Rear Right, 210.070, SPECIAL ORDER ONLY	ABS1636HU-D
E430	Engine Crankshaft Position Sensor	4.3L	Base	From Engine # 30 039710, 210.070	CPS8119
E430	Engine Crankshaft Position Sensor	4.3L	Base	To Engine # 30 039709, 210.070	CPS8124HU-D

Vehicle	Part Type	Engine Size	Trim	Note(s)	Part Number
<b>1998 Mercedes-Benz (cont'd)</b>					
E430	Engine Camshaft Position Sensor	4.3L	Base	210.070	CPS8126-HU
E430	Fuel Pump	4.3L	Base	USA, 210.070, SPECIAL ORDER ONLY	FUP3309-D
E430	Ignition Coil	4.3L	Base		IGC0143
E430	Spark Plug Wire	4.3L	Base	To Spark Plug 1B, 1, 210.070	IGC4778-HU
E430	Spark Plug Wire	4.3L	Base	To Spark Plug 2B, 2, 210.070	IGC4778-HU
E430	Spark Plug Wire	4.3L	Base	To Spark Plug 3A Or 3B, 3, 210.070	IGC4778-HU
E430	Spark Plug Wire	4.3L	Base	To Spark Plug 4A Or 4B, 4, 210.070	IGC4778-HU
E430	Spark Plug Wire	4.3L	Base	To Spark Plug 5B, 5, 210.070	IGC4778-HU
E430	Spark Plug Wire	4.3L	Base	To Spark Plug 6A Or 6B, 6, 210.070	IGC4778-HU
E430	Spark Plug Wire	4.3L	Base	To Spark Plug 7A or 7B, 7, 210.070	IGC4778-HU
E430	Spark Plug Wire	4.3L	Base	To Spark Plug 8A Or 8B, 8, 210.070	IGC4778-HU
E430	Mass Air Flow Sensor	4.3L	Base	210.070	MAF8957
E430	Manifold Absolute Pressure Sensor	4.3L	Base	210.070	PRS8211-HU
E430	Spark Plug Wire	4.3L	Base	To Spark Plug 2A, 2, 210.070, SPECIAL ORDER ONLY	SPW4779HU-D
E430	Spark Plug Wire	4.3L	Base	To Spark Plug 5A, 5, 210.070, SPECIAL ORDER ONLY	SPW4779HU-D
ML320	Voltage Regulator	3.2L	Base	163.154	ALR0570
ML320	Engine Crankshaft Position Sensor	3.2L	Base	From Engine # 30 358407, 163.154	CPS8119
ML320	Engine Crankshaft Position Sensor	3.2L	Base	To Engine # 30 358406, 163.154	CPS8124HU-D
ML320	Engine Camshaft Position Sensor	3.2L	Base	163.154	CPS8126-HU
ML320	Ignition Coil	3.2L	Base		IGC0143
ML320	Spark Plug Wire	3.2L	Base	To Spark Plug 1A Or 1B, 1, 163.154	IGC4778-HU
ML320	Spark Plug Wire	3.2L	Base	To Spark Plug 2A or 2B, 2, 163.154	IGC4778-HU
ML320	Spark Plug Wire	3.2L	Base	To Spark Plug 3A Or 3B, 3, 163.154	IGC4778-HU
ML320	Spark Plug Wire	3.2L	Base	To Spark Plug 4A Or 4B, 4, 163.154	IGC4778-HU

Vehicle	Part Type	Engine Size	Trim	Note(s)	Part Number
<b>1998 Mercedes-Benz (cont'd)</b>					
ML320	Spark Plug Wire	3.2L	Base	To Spark Plug 5A or 5B, 5, 163.154	IGC4778-HU
ML320	Spark Plug Wire	3.2L	Base	To Spark Plug 6A Or 6B, 6, 163.154	IGC4778-HU
ML320	Mass Air Flow Sensor	3.2L	Base	163.154	MAF8960
S320	Fuel Pump	3.2L	SWB	To Ident No. A 368116, USA, 140.032, SPECIAL ORDER ONLY	FUP3309-D
S320	Fuel Pump	3.2L	LWB	To Ident No. A 368116, USA, 140.033, SPECIAL ORDER ONLY	FUP3309-D
S320	Fuel Pump	3.2L	SWB	To Ident No. A 220200, USA, 140.032, SPECIAL ORDER ONLY	FUP3379HU-D
S320	Fuel Pump	3.2L	LWB	To Ident No. A 220200, USA, 140.033, SPECIAL ORDER ONLY	FUP3379HU-D
S320	Ignition Coil	3.2L	SWB	w/o Spark Plug Connector, 140.032	IGC3814-D
S320	Ignition Coil	3.2L	LWB	w/o Spark Plug Connector, 140.033	IGC3814-D
S320	Ignition Coil	3.2L	SWB	140.032	IGC4022-D
S320	Ignition Coil	3.2L	LWB	140.033	IGC4022-D
S320	Spark Plug Boot	3.2L	SWB	140.032	IGC4023-D
S320	Spark Plug Boot	3.2L	LWB	140.033	IGC4023-D
S320	Mass Air Flow Sensor	3.2L	SWB	140.032	MAF8958
S320	Mass Air Flow Sensor	3.2L	LWB	140.033	MAF8958
S420	Engine Camshaft Position Sensor	4.2L	Base	140.043	CPS8126-HU
S420	Fuel Pump	4.2L	Base	To Ident No. A 368116, USA, 140.043, SPECIAL ORDER ONLY	FUP3309-D
S420	Fuel Pump	4.2L	Base	To Ident No. A 220200, USA, 140.043, SPECIAL ORDER ONLY	FUP3379HU-D
S500	Engine Camshaft Position Sensor	5.0L	Base	140.051	CPS8126-HU

Vehicle	Part Type	Engine Size	Trim	Note(s)	Part Number
<b>1998 Mercedes-Benz (cont'd)</b>					
S500	Fuel Pump	5.0L	Base	To Ident No. A 368116, 140.051, SPECIAL ORDER ONLY	FUP3309-D
S500	Fuel Pump	5.0L	Base	To Ident No. A 220200, 140.051, SPECIAL ORDER ONLY	FUP3379HU-D
S600	Engine Camshaft Position Sensor	6.0L	Base	140.057	CPS8126-HU
S600	Fuel Pump	6.0L	Base	To Ident No. A 368116, 140.057, SPECIAL ORDER ONLY	FUP3309-D
S600	Fuel Pump	6.0L	Base	To Ident No. A 220200, 140.057, SPECIAL ORDER ONLY	FUP3379HU-D
SL500	Voltage Regulator	5.0L	Base		ALR0555
SL500	Engine Camshaft Position Sensor	5.0L	Base	129.067	CPS8126-HU
SL500	Fuel Pump	5.0L	Base	From Ident No. F 110985, USA, 129.067, SPECIAL ORDER ONLY	FUP3309-D
SL500	Fuel Pump	5.0L	Base	To Ident No. F 110984, USA, 129.067, SPECIAL ORDER ONLY	FUP3379HU-D
SL600	Voltage Regulator	6.0L	Base		ALR0555
SL600	Engine Camshaft Position Sensor	6.0L	Base	129.076	CPS8126-HU
SL600	Fuel Pump	6.0L	Base	To Ident No. A 368116, USA, 129.076, SPECIAL ORDER ONLY	FUP3309-D
SL600	Fuel Pump	6.0L	Base	To Ident No. F 110984; To Date: 06/1998, USA, 129.076, SPECIAL ORDER ONLY	FUP3379HU-D
SLK230	Engine Crankshaft Position Sensor	2.3L	Kompressor	170.447	CPS8119
SLK230	Fuel Pump	2.3L	Kompressor	USA, 170.447, SPECIAL ORDER ONLY	FUP3309-D
SLK230	Ignition Coil	2.3L	Kompressor	w/o Spark Plug Connector, 170.447	IGC3814-D
SLK230	Ignition Coil	2.3L	Kompressor	170.447	IGC4022-D
SLK230	Spark Plug Boot	2.3L	Kompressor	170.447	IGC4023-D

Vehicle	Part Type	Engine Size	Trim	Note(s)	Part Number
<b>1998 Mercedes-Benz (cont'd)</b>					
SLK230	Mass Air Flow Sensor	2.3L	Kompressor	170.447	MAF8959
<b>1999 Mercedes-Benz</b>					
C43 AMG	Engine Crankshaft Position Sensor	4.3L	Base	From Engine # 60 002421, 202.033	CPS8119
C43 AMG	Engine Crankshaft Position Sensor	4.3L	Base	To Engine # 60 002420, 202.033	CPS8124HU-D
C43 AMG	Engine Camshaft Position Sensor	4.3L	Base	202.033	CPS8126-HU
C43 AMG	Fuel Pump	4.3L	Base	USA, 202.033, SPECIAL ORDER ONLY	FUP3309-D
C43 AMG	Ignition Coil	4.3L	Base		IGC0143
C43 AMG	Spark Plug Wire	4.3L	Base	To Spark Plug 1B, 1, 202.033	IGC4778-HU
C43 AMG	Spark Plug Wire	4.3L	Base	To Spark Plug 2B, 2, 202.033	IGC4778-HU
C43 AMG	Spark Plug Wire	4.3L	Base	To Spark Plug 3A Or 3B, 3, 202.033	IGC4778-HU
C43 AMG	Spark Plug Wire	4.3L	Base	To Spark Plug 4A Or 4B, 4, 202.033	IGC4778-HU
C43 AMG	Spark Plug Wire	4.3L	Base	To Spark Plug 5B, 5, 202.033	IGC4778-HU
C43 AMG	Spark Plug Wire	4.3L	Base	To Spark Plug 6A Or 6B, 6, 202.033	IGC4778-HU
C43 AMG	Spark Plug Wire	4.3L	Base	To Spark Plug 7A or 7B, 7, 202.033	IGC4778-HU
C43 AMG	Spark Plug Wire	4.3L	Base	To Spark Plug 8A Or 8B, 8, 202.033	IGC4778-HU
C43 AMG	Mass Air Flow Sensor	4.3L	Base	202.033	MAF8957
C43 AMG	Spark Plug Wire	4.3L	Base	To Spark Plug 2A, 2, 202.033, SPECIAL ORDER ONLY	SPW4779HU-D
C43 AMG	Spark Plug Wire	4.3L	Base	To Spark Plug 5A, 5, 202.033, SPECIAL ORDER ONLY	SPW4779HU-D
C230	Engine Crankshaft Position Sensor	2.3L	Kompressor	202.024	CPS8119
C230	Fuel Pump	2.3L	Kompressor	USA, 202.024, SPECIAL ORDER ONLY	FUP3309-D
C230	Ignition Coil	2.3L	Kompressor	w/o Spark Plug Connector, 202.024	IGC3814-D
C230	Ignition Coil	2.3L	Kompressor	202.024	IGC4022-D
C230	Spark Plug Boot	2.3L	Kompressor	202.024	IGC4023-D

Vehicle	Part Type	Engine Size	Trim	Note(s)	Part Number
<b>1999 Mercedes-Benz (cont'd)</b>					
C230	Mass Air Flow Sensor	2.3L	Kompressor	202.024	MAF8959
C280	Voltage Regulator	2.8L	Base		ALR0696
C280	Engine Crankshaft Position Sensor	2.8L	Base	With D4 EU3 (Air Pollution Control), 202.029	CPS8119
C280	Engine Crankshaft Position Sensor	2.8L	Base	Without D4 EU3 (Air Pollution Control), 202.029	CPS8124HU-D
C280	Engine Camshaft Position Sensor	2.8L	Base	202.029	CPS8126-HU
C280	Fuel Pump	2.8L	Base	From Ident No. A 205024; F 175421, USA, 202.029, SPECIAL ORDER ONLY	FUP3308-D
C280	Ignition Coil	2.8L	Base, Elegance		IGC0143
C280	Spark Plug Wire	2.8L	Base	To Spark Plug 1A Or 1B, 1, 202.029	IGC4778-HU
C280	Spark Plug Wire	2.8L	Base	To Spark Plug 2A or 2B, 2, 202.029	IGC4778-HU
C280	Spark Plug Wire	2.8L	Base	To Spark Plug 3A Or 3B, 3, 202.029	IGC4778-HU
C280	Spark Plug Wire	2.8L	Base	To Spark Plug 4A Or 4B, 4, 202.029	IGC4778-HU
C280	Spark Plug Wire	2.8L	Base	To Spark Plug 5A or 5B, 5, 202.029	IGC4778-HU
C280	Spark Plug Wire	2.8L	Base	To Spark Plug 6A Or 6B, 6, 202.029	IGC4778-HU
C280	Mass Air Flow Sensor	2.8L	Base	USA, 202.029	MAF8960
C280	Manifold Absolute Pressure Sensor	2.8L	Base	202.029	PRS8211-HU
CL500	Engine Camshaft Position Sensor	5.0L	Base	140.070	CPS8126-HU
CL500	Fuel Pump	5.0L	Base	To Ident No. A 368116, USA, 140.070, SPECIAL ORDER ONLY	FUP3309-D
CL500	Fuel Pump	5.0L	Base	To Ident No. A 220200, USA, 140.070, SPECIAL ORDER ONLY	FUP3379HU-D
CL600	Engine Camshaft Position Sensor	6.0L	Base	140.076	CPS8126-HU
CL600	Fuel Pump	6.0L	Base	To Ident No. A 368116, 140.076, SPECIAL ORDER ONLY	FUP3309-D

Vehicle	Part Type	Engine Size	Trim	Note(s)	Part Number
<b>1999 Mercedes-Benz (cont'd)</b>					
CL600	Fuel Pump	6.0L	Base	To Ident No. A 220200, 140.076, SPECIAL ORDER ONLY	FUP3379HU-D
CLK320	Voltage Regulator	3.2L	Base	Bosch Design, GAS, 112.940	ALR0608
CLK320	Voltage Regulator	3.2L	Base	Valeo Motorola Design, GAS, 112.940	ALR0696
CLK320	Engine Crankshaft Position Sensor	3.2L	Base	With D4 EU3 (Air Pollution Control), 208.365	CPS8119
CLK320	Engine Crankshaft Position Sensor	3.2L	Base	With D4 EU3 (Air Pollution Control), 208.465	CPS8119
CLK320	Engine Crankshaft Position Sensor	3.2L	Base	Without D4 EU3 (Air Pollution Control), 208.365	CPS8124HU-D
CLK320	Engine Crankshaft Position Sensor	3.2L	Base	Without D4 EU3 (Air Pollution Control), 208.465	CPS8124HU-D
CLK320	Engine Camshaft Position Sensor	3.2L	Base	208.365	CPS8126-HU
CLK320	Engine Camshaft Position Sensor	3.2L	Base	208.465	CPS8126-HU
CLK320	Fuel Pump	3.2L	Base	USA, 208.365, SPECIAL ORDER ONLY	FUP3308-D
CLK320	Fuel Pump	3.2L	Base	USA, 208.465, SPECIAL ORDER ONLY	FUP3308-D
CLK320	Ignition Coil	3.2L	Base		IGC0143
CLK320	Spark Plug Wire	3.2L	Base	To Spark Plug 1A Or 1B, 1, 208.365	IGC4778-HU
CLK320	Spark Plug Wire	3.2L	Base	To Spark Plug 1A Or 1B, 1, 208.465	IGC4778-HU
CLK320	Spark Plug Wire	3.2L	Base	To Spark Plug 2A or 2B, 2, 208.365	IGC4778-HU
CLK320	Spark Plug Wire	3.2L	Base	To Spark Plug 2A or 2B, 2, 208.465	IGC4778-HU
CLK320	Spark Plug Wire	3.2L	Base	To Spark Plug 3A Or 3B, 3, 208.365	IGC4778-HU
CLK320	Spark Plug Wire	3.2L	Base	To Spark Plug 3A Or 3B, 3, 208.465	IGC4778-HU
CLK320	Spark Plug Wire	3.2L	Base	To Spark Plug 4A Or 4B, 4, 208.365	IGC4778-HU
CLK320	Spark Plug Wire	3.2L	Base	To Spark Plug 4A Or 4B, 4, 208.465	IGC4778-HU
CLK320	Spark Plug Wire	3.2L	Base	To Spark Plug 5A or 5B, 5, 208.365	IGC4778-HU



Vehicle	Part Type	Engine Size	Trim	Note(s)	Part Number
<b>1999 Mercedes-Benz (cont'd)</b>					
CLK320	Spark Plug Wire	3.2L	Base	To Spark Plug 5A or 5B, 5, 208.465	IGC4778-HU
CLK320	Spark Plug Wire	3.2L	Base	To Spark Plug 6A Or 6B, 6, 208.365	IGC4778-HU
CLK320	Spark Plug Wire	3.2L	Base	To Spark Plug 6A Or 6B, 6, 208.465	IGC4778-HU
CLK320	Mass Air Flow Sensor	3.2L	Base	USA, 208.365	MAF8960
CLK320	Mass Air Flow Sensor	3.2L	Base	USA, 208.465	MAF8960
CLK430	Engine Crankshaft Position Sensor	4.3L	Base	208.370	CPS8119
CLK430	Engine Camshaft Position Sensor	4.3L	Base	208.370	CPS8126-HU
CLK430	Fuel Pump	4.3L	Base	USA, 208.370, SPECIAL ORDER ONLY	FUP3309-D
CLK430	Ignition Coil	4.3L	Base		IGC0143
CLK430	Spark Plug Wire	4.3L	Base	To Spark Plug 1B, 1, 208.370	IGC4778-HU
CLK430	Spark Plug Wire	4.3L	Base	To Spark Plug 2B, 2, 208.370	IGC4778-HU
CLK430	Spark Plug Wire	4.3L	Base	To Spark Plug 3A Or 3B, 3, 208.370	IGC4778-HU
CLK430	Spark Plug Wire	4.3L	Base	To Spark Plug 4A Or 4B, 4, 208.370	IGC4778-HU
CLK430	Spark Plug Wire	4.3L	Base	To Spark Plug 5B, 5, 208.370	IGC4778-HU
CLK430	Spark Plug Wire	4.3L	Base	To Spark Plug 6A Or 6B, 6, 208.370	IGC4778-HU
CLK430	Spark Plug Wire	4.3L	Base	To Spark Plug 7A or 7B, 7, 208.370	IGC4778-HU
CLK430	Spark Plug Wire	4.3L	Base	To Spark Plug 8A Or 8B, 8, 208.370	IGC4778-HU
CLK430	Mass Air Flow Sensor	4.3L	Base	208.370	MAF8957
CLK430	Spark Plug Wire	4.3L	Base	To Spark Plug 2A, 2, 208.370, SPECIAL ORDER ONLY	SPW4779HU-D
CLK430	Spark Plug Wire	4.3L	Base	To Spark Plug 5A, 5, 208.370, SPECIAL ORDER ONLY	SPW4779HU-D
E55 AMG	ABS Wheel Speed Sensor	5.5L	Base	W/ Harness, Rear Right, 210.074, SPECIAL ORDER ONLY	ABS1636HU-D
E55 AMG	Voltage Regulator	5.5L	Base	210.074, SPECIAL ORDER ONLY	ALR0402HU-D

Vehicle	Part Type	Engine Size	Trim	Note(s)	Part Number
<b>1999 Mercedes-Benz (cont'd)</b>					
E55 AMG	Fuel Pump	5.5L	Base	USA, 210.074, SPECIAL ORDER ONLY	FUP3309-D
E55 AMG	Ignition Coil	5.5L	Base		IGC0143
E55 AMG	Spark Plug Wire	5.5L	Base	To Spark Plug 1B, 1, 210.074	IGC4778-HU
E55 AMG	Spark Plug Wire	5.5L	Base	To Spark Plug 2B, 2, 210.074	IGC4778-HU
E55 AMG	Spark Plug Wire	5.5L	Base	To Spark Plug 3A Or 3B, 3, 210.074	IGC4778-HU
E55 AMG	Spark Plug Wire	5.5L	Base	To Spark Plug 4A Or 4B, 4, 210.074	IGC4778-HU
E55 AMG	Spark Plug Wire	5.5L	Base	To Spark Plug 5B, 5, 210.074	IGC4778-HU
E55 AMG	Spark Plug Wire	5.5L	Base	To Spark Plug 6A Or 6B, 6, 210.074	IGC4778-HU
E55 AMG	Spark Plug Wire	5.5L	Base	To Spark Plug 7A or 7B, 7, 210.074	IGC4778-HU
E55 AMG	Spark Plug Wire	5.5L	Base	To Spark Plug 8A Or 8B, 8, 210.074	IGC4778-HU
E55 AMG	Mass Air Flow Sensor	5.5L	Base	w/ OE No. A 113 094 00 48, USA	MAF8957
E55 AMG	Spark Plug Wire	5.5L	Base	To Spark Plug 2A, 2, 210.074, SPECIAL ORDER ONLY	SPW4779HU-D
E55 AMG	Spark Plug Wire	5.5L	Base	To Spark Plug 5A, 5, 210.074, SPECIAL ORDER ONLY	SPW4779HU-D
E300	ABS Wheel Speed Sensor	3.0L	Base	W/ Harness, Rear Right, 210.025, SPECIAL ORDER ONLY	ABS1636HU-D
E300	Voltage Regulator	3.0L	Base	DIESEL, 606.962	ALR0696
E300	Mass Air Flow Sensor	3.0L	Base	USA, 210.025	MAF8949HU-D
E320	ABS Wheel Speed Sensor	3.2L	Base	W/ Harness, Rear Right, 210.065, SPECIAL ORDER ONLY	ABS1636HU-D
E320	ABS Wheel Speed Sensor	3.2L	4Matic	W/ Harness, Rear Right, 210.082, SPECIAL ORDER ONLY	ABS1636HU-D
E320	ABS Wheel Speed Sensor	3.2L	Base	W/ Harness, Rear Right, 210.265, SPECIAL ORDER ONLY	ABS1636HU-D

Vehicle	Part Type	Engine Size	Trim	Note(s)	Part Number
<b>1999 Mercedes-Benz (cont'd)</b>					
E320	ABS Wheel Speed Sensor	3.2L	4Matic	W/ Harness, Rear Right, 210.282, SPECIAL ORDER ONLY	ABS1636HU-D
E320	Engine Crankshaft Position Sensor	3.2L	Base	From Engine # 30 370999; 000001, 210.065	CPS8119
E320	Engine Crankshaft Position Sensor	3.2L	4Matic	From Engine # 30 370999; 000001, 210.082	CPS8119
E320	Engine Crankshaft Position Sensor	3.2L	Base	From Engine # 30 370999; 000001, 210.265	CPS8119
E320	Engine Crankshaft Position Sensor	3.2L	4Matic	From Engine # 30 370999; 000001, 210.282	CPS8119
E320	Engine Crankshaft Position Sensor	3.2L	Base	To Engine # 30 370998; 000000, 210.065	CPS8124HU-D
E320	Engine Crankshaft Position Sensor	3.2L	4Matic	To Engine # 30 370998; 000000, 210.082	CPS8124HU-D
E320	Engine Crankshaft Position Sensor	3.2L	Base	To Engine # 30 370998; 000000, 210.265	CPS8124HU-D
E320	Engine Crankshaft Position Sensor	3.2L	4Matic	To Engine # 30 370998; 000000, 210.282	CPS8124HU-D
E320	Engine Camshaft Position Sensor	3.2L	Base	210.065	CPS8126-HU
E320	Engine Camshaft Position Sensor	3.2L	4Matic	210.082	CPS8126-HU
E320	Engine Camshaft Position Sensor	3.2L	Base	210.265	CPS8126-HU
E320	Engine Camshaft Position Sensor	3.2L	4Matic	210.282	CPS8126-HU
E320	Fuel Pump	3.2L	Base	USA, 210.065, SPECIAL ORDER ONLY	FUP3309-D
E320	Fuel Pump	3.2L	4Matic	USA, 210.082, SPECIAL ORDER ONLY	FUP3309-D
E320	Fuel Pump	3.2L	Base	USA, 210.265, SPECIAL ORDER ONLY	FUP3309-D
E320	Fuel Pump	3.2L	4Matic	USA, 210.282, SPECIAL ORDER ONLY	FUP3309-D
E320	Ignition Coil	3.2L	4Matic, Base		IGC0143
E320	Spark Plug Wire	3.2L	Base	To Spark Plug 1A Or 1B, 1, 210.065	IGC4778-HU

Vehicle	Part Type	Engine Size	Trim	Note(s)	Part Number
<b>1999 Mercedes-Benz (cont'd)</b>					
E320	Spark Plug Wire	3.2L	4Matic	To Spark Plug 1A Or 1B, 1, 210.082	IGC4778-HU
E320	Spark Plug Wire	3.2L	Base	To Spark Plug 1A Or 1B, 1, 210.265	IGC4778-HU
E320	Spark Plug Wire	3.2L	4Matic	To Spark Plug 1A Or 1B, 1, 210.282	IGC4778-HU
E320	Spark Plug Wire	3.2L	Base	To Spark Plug 2A or 2B, 2, 210.065	IGC4778-HU
E320	Spark Plug Wire	3.2L	4Matic	To Spark Plug 2A or 2B, 2, 210.082	IGC4778-HU
E320	Spark Plug Wire	3.2L	Base	To Spark Plug 2A or 2B, 2, 210.265	IGC4778-HU
E320	Spark Plug Wire	3.2L	4Matic	To Spark Plug 2A or 2B, 2, 210.282	IGC4778-HU
E320	Spark Plug Wire	3.2L	Base	To Spark Plug 3A Or 3B, 3, 210.065	IGC4778-HU
E320	Spark Plug Wire	3.2L	4Matic	To Spark Plug 3A Or 3B, 3, 210.082	IGC4778-HU
E320	Spark Plug Wire	3.2L	Base	To Spark Plug 3A Or 3B, 3, 210.265	IGC4778-HU
E320	Spark Plug Wire	3.2L	4Matic	To Spark Plug 3A Or 3B, 3, 210.282	IGC4778-HU
E320	Spark Plug Wire	3.2L	Base	To Spark Plug 4A Or 4B, 4, 210.065	IGC4778-HU
E320	Spark Plug Wire	3.2L	4Matic	To Spark Plug 4A Or 4B, 4, 210.082	IGC4778-HU
E320	Spark Plug Wire	3.2L	Base	To Spark Plug 4A Or 4B, 4, 210.265	IGC4778-HU
E320	Spark Plug Wire	3.2L	4Matic	To Spark Plug 4A Or 4B, 4, 210.282	IGC4778-HU
E320	Spark Plug Wire	3.2L	Base	To Spark Plug 5A or 5B, 5, 210.065	IGC4778-HU
E320	Spark Plug Wire	3.2L	4Matic	To Spark Plug 5A or 5B, 5, 210.082	IGC4778-HU
E320	Spark Plug Wire	3.2L	Base	To Spark Plug 5A or 5B, 5, 210.265	IGC4778-HU
E320	Spark Plug Wire	3.2L	4Matic	To Spark Plug 5A or 5B, 5, 210.282	IGC4778-HU
E320	Spark Plug Wire	3.2L	Base	To Spark Plug 6A Or 6B, 6, 210.065	IGC4778-HU
E320	Spark Plug Wire	3.2L	4Matic	To Spark Plug 6A Or 6B, 6, 210.082	IGC4778-HU
E320	Spark Plug Wire	3.2L	Base	To Spark Plug 6A Or 6B, 6, 210.265	IGC4778-HU
E320	Spark Plug Wire	3.2L	4Matic	To Spark Plug 6A Or 6B, 6, 210.282	IGC4778-HU
E320	Mass Air Flow Sensor	3.2L	Base	USA, 210.065	MAF8960

Vehicle	Part Type	Engine Size	Trim	Note(s)	Part Number
<b>1999 Mercedes-Benz (cont'd)</b>					
E320	Mass Air Flow Sensor	3.2L	4Matic	USA, 210.082	MAF8960
E320	Mass Air Flow Sensor	3.2L	Base	USA, 210.265	MAF8960
E320	Mass Air Flow Sensor	3.2L	4Matic	USA, 210.282	MAF8960
E430	ABS Wheel Speed Sensor	4.3L	Base	W/ Harness, Rear Right, 210.070, SPECIAL ORDER ONLY	ABS1636HU-D
E430	Engine Crankshaft Position Sensor	4.3L	Base	From Engine # 30 039710, 210.070	CPS8119
E430	Engine Crankshaft Position Sensor	4.3L	Base	To Engine # 30 039709, 210.070	CPS8124HU-D
E430	Engine Camshaft Position Sensor	4.3L	Base	210.070	CPS8126-HU
E430	Fuel Pump	4.3L	Base	USA, 210.070, SPECIAL ORDER ONLY	FUP3309-D
E430	Ignition Coil	4.3L	Base		IGC0143
E430	Spark Plug Wire	4.3L	Base	To Spark Plug 1B, 1, 210.070	IGC4778-HU
E430	Spark Plug Wire	4.3L	Base	To Spark Plug 2B, 2, 210.070	IGC4778-HU
E430	Spark Plug Wire	4.3L	Base	To Spark Plug 3A Or 3B, 3, 210.070	IGC4778-HU
E430	Spark Plug Wire	4.3L	Base	To Spark Plug 4A Or 4B, 4, 210.070	IGC4778-HU
E430	Spark Plug Wire	4.3L	Base	To Spark Plug 5B, 5, 210.070	IGC4778-HU
E430	Spark Plug Wire	4.3L	Base	To Spark Plug 6A Or 6B, 6, 210.070	IGC4778-HU
E430	Spark Plug Wire	4.3L	Base	To Spark Plug 7A or 7B, 7, 210.070	IGC4778-HU
E430	Spark Plug Wire	4.3L	Base	To Spark Plug 8A Or 8B, 8, 210.070	IGC4778-HU
E430	Mass Air Flow Sensor	4.3L	Base	210.070	MAF8957
E430	Manifold Absolute Pressure Sensor	4.3L	Base	210.070	PRS8211-HU
E430	Spark Plug Wire	4.3L	Base	To Spark Plug 2A, 2, 210.070, SPECIAL ORDER ONLY	SPW4779HU-D
E430	Spark Plug Wire	4.3L	Base	To Spark Plug 5A, 5, 210.070, SPECIAL ORDER ONLY	SPW4779HU-D
ML320	Voltage Regulator	3.2L	Base	163.154	ALR0570

Vehicle	Part Type	Engine Size	Trim	Note(s)	Part Number
<b>1999 Mercedes-Benz (cont'd)</b>					
ML320	Engine Crankshaft Position Sensor	3.2L	Base	From Engine # 30 358407, 163.154	CPS8119
ML320	Engine Crankshaft Position Sensor	3.2L	Base	To Engine # 30 358406, 163.154	CPS8124HU-D
ML320	Engine Camshaft Position Sensor	3.2L	Base	163.154	CPS8126-HU
ML320	Ignition Coil	3.2L	Base		IGC0143
ML320	Spark Plug Wire	3.2L	Base	To Spark Plug 1A Or 1B, 1, 163.154	IGC4778-HU
ML320	Spark Plug Wire	3.2L	Base	To Spark Plug 2A or 2B, 2, 163.154	IGC4778-HU
ML320	Spark Plug Wire	3.2L	Base	To Spark Plug 3A Or 3B, 3, 163.154	IGC4778-HU
ML320	Spark Plug Wire	3.2L	Base	To Spark Plug 4A Or 4B, 4, 163.154	IGC4778-HU
ML320	Spark Plug Wire	3.2L	Base	To Spark Plug 5A or 5B, 5, 163.154	IGC4778-HU
ML320	Spark Plug Wire	3.2L	Base	To Spark Plug 6A Or 6B, 6, 163.154	IGC4778-HU
ML320	Mass Air Flow Sensor	3.2L	Base	163.154	MAF8960
ML430	Voltage Regulator	4.3L	Base	163.172	ALR0570
ML430	Engine Crankshaft Position Sensor	4.3L	Base	163.172	CPS8119
ML430	Engine Camshaft Position Sensor	4.3L	Base	163.172	CPS8126-HU
ML430	Ignition Coil	4.3L	Base		IGC0143
ML430	Spark Plug Wire	4.3L	Base	To Spark Plug 1B, 1, 163.172	IGC4778-HU
ML430	Spark Plug Wire	4.3L	Base	To Spark Plug 2B, 2, 163.172	IGC4778-HU
ML430	Spark Plug Wire	4.3L	Base	To Spark Plug 3A Or 3B, 3, 163.172	IGC4778-HU
ML430	Spark Plug Wire	4.3L	Base	To Spark Plug 4A Or 4B, 4, 163.172	IGC4778-HU
ML430	Spark Plug Wire	4.3L	Base	To Spark Plug 5B, 5, 163.172	IGC4778-HU
ML430	Spark Plug Wire	4.3L	Base	To Spark Plug 6A Or 6B, 6, 163.172	IGC4778-HU
ML430	Spark Plug Wire	4.3L	Base	To Spark Plug 7A or 7B, 7, 163.172	IGC4778-HU
ML430	Spark Plug Wire	4.3L	Base	To Spark Plug 8A Or 8B, 8, 163.172	IGC4778-HU
ML430	Mass Air Flow Sensor	4.3L	Base	163.172	MAF8957
ML430	Spark Plug Wire	4.3L	Base	To Spark Plug 2A, 2, 163.172, SPECIAL ORDER ONLY	SPW4779HU-D

Vehicle	Part Type	Engine Size	Trim	Note(s)	Part Number
<b>1999 Mercedes-Benz (cont'd)</b>					
ML430	Spark Plug Wire	4.3L	Base	To Spark Plug 5A, 5, 163.172, SPECIAL ORDER ONLY	SPW4779HU-D
S320	Fuel Pump	3.2L	SWB	To Ident No. A 368116, USA, 140.032, SPECIAL ORDER ONLY	FUP3309-D
S320	Fuel Pump	3.2L	LWB	To Ident No. A 368116, USA, 140.033, SPECIAL ORDER ONLY	FUP3309-D
S320	Fuel Pump	3.2L	SWB	To Ident No. A 220200, USA, 140.032, SPECIAL ORDER ONLY	FUP3379HU-D
S320	Fuel Pump	3.2L	LWB	To Ident No. A 220200, USA, 140.033, SPECIAL ORDER ONLY	FUP3379HU-D
S320	Ignition Coil	3.2L	SWB	w/o Spark Plug Connector, 140.032	IGC3814-D
S320	Ignition Coil	3.2L	LWB	w/o Spark Plug Connector, 140.033	IGC3814-D
S320	Ignition Coil	3.2L	SWB	140.032	IGC4022-D
S320	Ignition Coil	3.2L	LWB	140.033	IGC4022-D
S320	Spark Plug Boot	3.2L	SWB	140.032	IGC4023-D
S320	Spark Plug Boot	3.2L	LWB	140.033	IGC4023-D
S320	Mass Air Flow Sensor	3.2L	SWB	140.032	MAF8958
S320	Mass Air Flow Sensor	3.2L	LWB	140.033	MAF8958
S420	Engine Camshaft Position Sensor	4.2L	Base	140.043	CPS8126-HU
S420	Fuel Pump	4.2L	Base	To Ident No. A 368116, USA, 140.043, SPECIAL ORDER ONLY	FUP3309-D
S420	Fuel Pump	4.2L	Base	To Ident No. A 220200, USA, 140.043, SPECIAL ORDER ONLY	FUP3379HU-D
S500	Engine Camshaft Position Sensor	5.0L	Base	140.051	CPS8126-HU
S500	Fuel Pump	5.0L	Base	To Ident No. A 368116, 140.051, SPECIAL ORDER ONLY	FUP3309-D

Vehicle	Part Type	Engine Size	Trim	Note(s)	Part Number
<b>1999 Mercedes-Benz (cont'd)</b>					
S500	Fuel Pump	5.0L	Base	To Ident No. A 220200, 140.051, SPECIAL ORDER ONLY	FUP3379HU-D
S600	Engine Camshaft Position Sensor	6.0L	Base	140.057	CPS8126-HU
S600	Fuel Pump	6.0L	Base	To Ident No. A 368116, 140.057, SPECIAL ORDER ONLY	FUP3309-D
S600	Fuel Pump	6.0L	Base	To Ident No. A 220200, 140.057, SPECIAL ORDER ONLY	FUP3379HU-D
SL500	Engine Crankshaft Position Sensor	5.0L	Base	129.068	CPS8119
SL500	Engine Camshaft Position Sensor	5.0L	Base	129.068	CPS8126-HU
SL500	Fuel Pump	5.0L	Base	USA, 129.068, SPECIAL ORDER ONLY	FUP3309-D
SL500	Ignition Coil	5.0L	Base		IGC0143
SL500	Spark Plug Wire	5.0L	Base	To Spark Plug 1B, 1, 129.068	IGC4778-HU
SL500	Spark Plug Wire	5.0L	Base	To Spark Plug 2B, 2, 129.068	IGC4778-HU
SL500	Spark Plug Wire	5.0L	Base	To Spark Plug 3A Or 3B, 3, 129.068	IGC4778-HU
SL500	Spark Plug Wire	5.0L	Base	To Spark Plug 4A Or 4B, 4, 129.068	IGC4778-HU
SL500	Spark Plug Wire	5.0L	Base	To Spark Plug 5B, 5, 129.068	IGC4778-HU
SL500	Spark Plug Wire	5.0L	Base	To Spark Plug 6A Or 6B, 6, 129.068	IGC4778-HU
SL500	Spark Plug Wire	5.0L	Base	To Spark Plug 7A or 7B, 7, 129.068	IGC4778-HU
SL500	Spark Plug Wire	5.0L	Base	To Spark Plug 8A Or 8B, 8, 129.068	IGC4778-HU
SL500	Mass Air Flow Sensor	5.0L	Base	129.068	MAF8957
SL500	Spark Plug Wire	5.0L	Base	To Spark Plug 2A, 2, 129.068, SPECIAL ORDER ONLY	SPW4779HU-D
SL500	Spark Plug Wire	5.0L	Base	To Spark Plug 5A, 5, 129.068, SPECIAL ORDER ONLY	SPW4779HU-D
SL600	Voltage Regulator	6.0L	Base		ALR0555
SL600	Engine Camshaft Position Sensor	6.0L	Base	129.076	CPS8126-HU



Vehicle	Part Type	Engine Size	Trim	Note(s)	Part Number
<b>1999 Mercedes-Benz (cont'd)</b>					
SL600	Fuel Pump	6.0L	Base	USA, 129.076, SPECIAL ORDER ONLY	FUP3309-D
SLK230	Engine Crankshaft Position Sensor	2.3L	Kompressor	170.447	CPS8119
SLK230	Fuel Pump	2.3L	Kompressor	USA, 170.447, SPECIAL ORDER ONLY	FUP3309-D
SLK230	Ignition Coil	2.3L	Kompressor	w/o Spark Plug Connector, 170.447	IGC3814-D
SLK230	Ignition Coil	2.3L	Kompressor	170.447	IGC4022-D
SLK230	Spark Plug Boot	2.3L	Kompressor	170.447	IGC4023-D
SLK230	Mass Air Flow Sensor	2.3L	Kompressor	170.447	MAF8959
<b>2000 Mercedes-Benz</b>					
C43 AMG	Engine Crankshaft Position Sensor	4.3L	Base	From Engine # 60 002421, 202.033	CPS8119
C43 AMG	Engine Crankshaft Position Sensor	4.3L	Base	To Engine # 60 002420, 202.033	CPS8124HU-D
C43 AMG	Engine Camshaft Position Sensor	4.3L	Base	202.033	CPS8126-HU
C43 AMG	Fuel Pump	4.3L	Base	USA, 202.033, SPECIAL ORDER ONLY	FUP3309-D
C43 AMG	Ignition Coil	4.3L	Base		IGC0143
C43 AMG	Spark Plug Wire	4.3L	Base	To Spark Plug 1B, 1, 202.033	IGC4778-HU
C43 AMG	Spark Plug Wire	4.3L	Base	To Spark Plug 2B, 2, 202.033	IGC4778-HU
C43 AMG	Spark Plug Wire	4.3L	Base	To Spark Plug 3A Or 3B, 3, 202.033	IGC4778-HU
C43 AMG	Spark Plug Wire	4.3L	Base	To Spark Plug 4A Or 4B, 4, 202.033	IGC4778-HU
C43 AMG	Spark Plug Wire	4.3L	Base	To Spark Plug 5B, 5, 202.033	IGC4778-HU
C43 AMG	Spark Plug Wire	4.3L	Base	To Spark Plug 6A Or 6B, 6, 202.033	IGC4778-HU
C43 AMG	Spark Plug Wire	4.3L	Base	To Spark Plug 7A or 7B, 7, 202.033	IGC4778-HU
C43 AMG	Spark Plug Wire	4.3L	Base	To Spark Plug 8A Or 8B, 8, 202.033	IGC4778-HU
C43 AMG	Mass Air Flow Sensor	4.3L	Base	202.033	MAF8957
C43 AMG	Spark Plug Wire	4.3L	Base	To Spark Plug 2A, 2, 202.033, SPECIAL ORDER ONLY	SPW4779HU-D

Vehicle	Part Type	Engine Size	Trim	Note(s)	Part Number
<b>2000 Mercedes-Benz (cont'd)</b>					
C43 AMG	Spark Plug Wire	4.3L	Base	To Spark Plug 5A, 5, 202.033, SPECIAL ORDER ONLY	SPW4779HU-D
C230	ABS Wheel Speed Sensor	2.3L	Kompressor	W/ Harness, Front Left, 202.024, SPECIAL ORDER ONLY	ABS1608HU-D
C230	ABS Wheel Speed Sensor	2.3L	Kompressor	W/ Harness, Front Right, 202.024, SPECIAL ORDER ONLY	ABS1609HU-D
C230	Engine Crankshaft Position Sensor	2.3L	Kompressor	202.024	CPS8119
C230	Fuel Pump	2.3L	Kompressor	USA, 202.024, SPECIAL ORDER ONLY	FUP3309-D
C230	Ignition Coil	2.3L	Kompressor	w/o Spark Plug Connector, 202.024	IGC3814-D
C230	Ignition Coil	2.3L	Kompressor	202.024	IGC4022-D
C230	Spark Plug Boot	2.3L	Kompressor	202.024	IGC4023-D
C230	Mass Air Flow Sensor	2.3L	Kompressor	202.024	MAF8959
C280	Voltage Regulator	2.8L	Base		ALR0696
C280	Engine Crankshaft Position Sensor	2.8L	Base	With D4 EU3 (Air Pollution Control), 202.029	CPS8119
C280	Engine Crankshaft Position Sensor	2.8L	Base	Without D4 EU3 (Air Pollution Control), 202.029	CPS8124HU-D
C280	Engine Camshaft Position Sensor	2.8L	Base	202.029	CPS8126-HU
C280	Fuel Pump	2.8L	Base	From Ident No. A 205024; F 175421, USA, 202.029, SPECIAL ORDER ONLY	FUP3308-D
C280	Ignition Coil	2.8L	Base, Elegance		IGC0143
C280	Spark Plug Wire	2.8L	Base	To Spark Plug 1A Or 1B, 1, 202.029	IGC4778-HU
C280	Spark Plug Wire	2.8L	Base	To Spark Plug 2A or 2B, 2, 202.029	IGC4778-HU
C280	Spark Plug Wire	2.8L	Base	To Spark Plug 3A Or 3B, 3, 202.029	IGC4778-HU
C280	Spark Plug Wire	2.8L	Base	To Spark Plug 4A Or 4B, 4, 202.029	IGC4778-HU
C280	Spark Plug Wire	2.8L	Base	To Spark Plug 5A or 5B, 5, 202.029	IGC4778-HU
C280	Spark Plug Wire	2.8L	Base	To Spark Plug 6A Or 6B, 6, 202.029	IGC4778-HU

Vehicle	Part Type	Engine Size	Trim	Note(s)	Part Number
<b>2000 Mercedes-Benz (cont'd)</b>					
C280	Mass Air Flow Sensor	2.8L	Base	USA, 202.029	MAF8960
C280	Manifold Absolute Pressure Sensor	2.8L	Base	202.029	PRS8211-HU
CL500	ABS Wheel Speed Sensor	5.0L	Base	W/ Harness, Front, 215.375, SPECIAL ORDER ONLY	ABS1606HU-D
CL500	Engine Crankshaft Position Sensor	5.0L	Base	215.375	CPS8119
CL500	Engine Camshaft Position Sensor	5.0L	Base	215.375	CPS8126-HU
CL500	Fuel Pump	5.0L	Base	To Chassis: A 018859, 215.375, SPECIAL ORDER ONLY	FUP3309-D
CL500	Ignition Coil	5.0L	Base		IGC0143
CL500	Spark Plug Wire	5.0L	Base	To Spark Plug 1B, 1, 215.375	IGC4778-HU
CL500	Spark Plug Wire	5.0L	Base	To Spark Plug 2B, 2, 215.375	IGC4778-HU
CL500	Spark Plug Wire	5.0L	Base	To Spark Plug 3A Or 3B, 3, 215.375	IGC4778-HU
CL500	Spark Plug Wire	5.0L	Base	To Spark Plug 4A Or 4B, 4, 215.375	IGC4778-HU
CL500	Spark Plug Wire	5.0L	Base	To Spark Plug 5B, 5, 215.375	IGC4778-HU
CL500	Spark Plug Wire	5.0L	Base	To Spark Plug 6A Or 6B, 6, 215.375	IGC4778-HU
CL500	Spark Plug Wire	5.0L	Base	To Spark Plug 7A or 7B, 7, 215.375	IGC4778-HU
CL500	Spark Plug Wire	5.0L	Base	To Spark Plug 8A Or 8B, 8, 215.375	IGC4778-HU
CL500	Mass Air Flow Sensor	5.0L	Base	215.375	MAF8957
CL500	Spark Plug Wire	5.0L	Base	To Spark Plug 2A, 2, 215.375, SPECIAL ORDER ONLY	SPW4779HU-D
CL500	Spark Plug Wire	5.0L	Base	To Spark Plug 5A, 5, 215.375, SPECIAL ORDER ONLY	SPW4779HU-D
CLK320	Voltage Regulator	3.2L	Base	Bosch Design, GAS, 112.940	ALR0608
CLK320	Voltage Regulator	3.2L	Base	Valeo Motorola Design, GAS, 112.940	ALR0696
CLK320	Engine Crankshaft Position Sensor	3.2L	Base	With D4 EU3 (Air Pollution Control), 208.365	CPS8119

Vehicle	Part Type	Engine Size	Trim	Note(s)	Part Number
<b>2000 Mercedes-Benz (cont'd)</b>					
CLK320	Engine Crankshaft Position Sensor	3.2L	Base	With D4 EU3 (Air Pollution Control), 208.465	CPS8119
CLK320	Engine Crankshaft Position Sensor	3.2L	Base	Without D4 EU3 (Air Pollution Control), 208.365	CPS8124HU-D
CLK320	Engine Crankshaft Position Sensor	3.2L	Base	Without D4 EU3 (Air Pollution Control), 208.465	CPS8124HU-D
CLK320	Engine Camshaft Position Sensor	3.2L	Base	208.365	CPS8126-HU
CLK320	Engine Camshaft Position Sensor	3.2L	Base	208.465	CPS8126-HU
CLK320	Fuel Pump	3.2L	Base	USA, 208.365, SPECIAL ORDER ONLY	FUP3308-D
CLK320	Fuel Pump	3.2L	Base	USA, 208.465, SPECIAL ORDER ONLY	FUP3308-D
CLK320	Ignition Coil	3.2L	Base		IGC0143
CLK320	Spark Plug Wire	3.2L	Base	To Spark Plug 1A Or 1B, 1, 208.365	IGC4778-HU
CLK320	Spark Plug Wire	3.2L	Base	To Spark Plug 1A Or 1B, 1, 208.465	IGC4778-HU
CLK320	Spark Plug Wire	3.2L	Base	To Spark Plug 2A or 2B, 2, 208.365	IGC4778-HU
CLK320	Spark Plug Wire	3.2L	Base	To Spark Plug 2A or 2B, 2, 208.465	IGC4778-HU
CLK320	Spark Plug Wire	3.2L	Base	To Spark Plug 3A Or 3B, 3, 208.365	IGC4778-HU
CLK320	Spark Plug Wire	3.2L	Base	To Spark Plug 3A Or 3B, 3, 208.465	IGC4778-HU
CLK320	Spark Plug Wire	3.2L	Base	To Spark Plug 4A Or 4B, 4, 208.365	IGC4778-HU
CLK320	Spark Plug Wire	3.2L	Base	To Spark Plug 4A Or 4B, 4, 208.465	IGC4778-HU
CLK320	Spark Plug Wire	3.2L	Base	To Spark Plug 5A or 5B, 5, 208.365	IGC4778-HU
CLK320	Spark Plug Wire	3.2L	Base	To Spark Plug 5A or 5B, 5, 208.465	IGC4778-HU
CLK320	Spark Plug Wire	3.2L	Base	To Spark Plug 6A Or 6B, 6, 208.365	IGC4778-HU
CLK320	Spark Plug Wire	3.2L	Base	To Spark Plug 6A Or 6B, 6, 208.465	IGC4778-HU
CLK320	Mass Air Flow Sensor	3.2L	Base	USA, 208.365	MAF8960
CLK320	Mass Air Flow Sensor	3.2L	Base	USA, 208.465	MAF8960
CLK430	Engine Crankshaft Position Sensor	4.3L	Base	208.370	CPS8119

Vehicle	Part Type	Engine Size	Trim	Note(s)	Part Number
<b>2000 Mercedes-Benz (cont'd)</b>					
CLK430	Engine Crankshaft Position Sensor	4.3L	Base	208.470	CPS8119
CLK430	Engine Camshaft Position Sensor	4.3L	Base	208.370	CPS8126-HU
CLK430	Engine Camshaft Position Sensor	4.3L	Base	208.470	CPS8126-HU
CLK430	Fuel Pump	4.3L	Base	USA, 208.370, SPECIAL ORDER ONLY	FUP3309-D
CLK430	Fuel Pump	4.3L	Base	USA, 208.470, SPECIAL ORDER ONLY	FUP3309-D
CLK430	Ignition Coil	4.3L	Base		IGC0143
CLK430	Spark Plug Wire	4.3L	Base	To Spark Plug 1B, 1, 208.370	IGC4778-HU
CLK430	Spark Plug Wire	4.3L	Base	To Spark Plug 1B, 1, 208.470	IGC4778-HU
CLK430	Spark Plug Wire	4.3L	Base	To Spark Plug 2B, 2, 208.370	IGC4778-HU
CLK430	Spark Plug Wire	4.3L	Base	To Spark Plug 2B, 2, 208.470	IGC4778-HU
CLK430	Spark Plug Wire	4.3L	Base	To Spark Plug 3A Or 3B, 3, 208.370	IGC4778-HU
CLK430	Spark Plug Wire	4.3L	Base	To Spark Plug 3A Or 3B, 3, 208.470	IGC4778-HU
CLK430	Spark Plug Wire	4.3L	Base	To Spark Plug 4A Or 4B, 4, 208.370	IGC4778-HU
CLK430	Spark Plug Wire	4.3L	Base	To Spark Plug 4A Or 4B, 4, 208.470	IGC4778-HU
CLK430	Spark Plug Wire	4.3L	Base	To Spark Plug 5B, 5, 208.370	IGC4778-HU
CLK430	Spark Plug Wire	4.3L	Base	To Spark Plug 5B, 5, 208.470	IGC4778-HU
CLK430	Spark Plug Wire	4.3L	Base	To Spark Plug 6A Or 6B, 6, 208.370	IGC4778-HU
CLK430	Spark Plug Wire	4.3L	Base	To Spark Plug 6A Or 6B, 6, 208.470	IGC4778-HU
CLK430	Spark Plug Wire	4.3L	Base	To Spark Plug 7A or 7B, 7, 208.370	IGC4778-HU
CLK430	Spark Plug Wire	4.3L	Base	To Spark Plug 7A or 7B, 7, 208.470	IGC4778-HU
CLK430	Spark Plug Wire	4.3L	Base	To Spark Plug 8A Or 8B, 8, 208.370	IGC4778-HU
CLK430	Spark Plug Wire	4.3L	Base	To Spark Plug 8A Or 8B, 8, 208.470	IGC4778-HU
CLK430	Mass Air Flow Sensor	4.3L	Base	208.370	MAF8957
CLK430	Mass Air Flow Sensor	4.3L	Base	208.470	MAF8957

Vehicle	Part Type	Engine Size	Trim	Note(s)	Part Number
<b>2000 Mercedes-Benz (cont'd)</b>					
CLK430	Spark Plug Wire	4.3L	Base	To Spark Plug 2A, 2, 208.370, SPECIAL ORDER ONLY	SPW4779HU-D
CLK430	Spark Plug Wire	4.3L	Base	To Spark Plug 2A, 2, 208.470, SPECIAL ORDER ONLY	SPW4779HU-D
CLK430	Spark Plug Wire	4.3L	Base	To Spark Plug 5A, 5, 208.370, SPECIAL ORDER ONLY	SPW4779HU-D
CLK430	Spark Plug Wire	4.3L	Base	To Spark Plug 5A, 5, 208.470, SPECIAL ORDER ONLY	SPW4779HU-D
E55 AMG	ABS Wheel Speed Sensor	5.5L	Base	W/ Harness, Rear Right, 210.074, SPECIAL ORDER ONLY	ABS1636HU-D
E55 AMG	Voltage Regulator	5.5L	Base	210.074, SPECIAL ORDER ONLY	ALR0402HU-D
E55 AMG	Fuel Pump	5.5L	Base	210.074, SPECIAL ORDER ONLY	FUP3309-D
E55 AMG	Ignition Coil	5.5L	Base		IGC0143
E55 AMG	Spark Plug Wire	5.5L	Base	To Spark Plug 1B, 1, 210.074	IGC4778-HU
E55 AMG	Spark Plug Wire	5.5L	Base	To Spark Plug 2B, 2, 210.074	IGC4778-HU
E55 AMG	Spark Plug Wire	5.5L	Base	To Spark Plug 3A Or 3B, 3, 210.074	IGC4778-HU
E55 AMG	Spark Plug Wire	5.5L	Base	To Spark Plug 4A Or 4B, 4, 210.074	IGC4778-HU
E55 AMG	Spark Plug Wire	5.5L	Base	To Spark Plug 5B, 5, 210.074	IGC4778-HU
E55 AMG	Spark Plug Wire	5.5L	Base	To Spark Plug 6A Or 6B, 6, 210.074	IGC4778-HU
E55 AMG	Spark Plug Wire	5.5L	Base	To Spark Plug 7A or 7B, 7, 210.074	IGC4778-HU
E55 AMG	Spark Plug Wire	5.5L	Base	To Spark Plug 8A Or 8B, 8, 210.074	IGC4778-HU
E55 AMG	Mass Air Flow Sensor	5.5L	Base	w/ OE No. A 113 094 00 48	MAF8957
E55 AMG	Spark Plug Wire	5.5L	Base	To Spark Plug 2A, 2, 210.074, SPECIAL ORDER ONLY	SPW4779HU-D
E55 AMG	Spark Plug Wire	5.5L	Base	To Spark Plug 5A, 5, 210.074, SPECIAL ORDER ONLY	SPW4779HU-D

Vehicle	Part Type	Engine Size	Trim	Note(s)	Part Number
<b>2000 Mercedes-Benz (cont'd)</b>					
E320	ABS Wheel Speed Sensor	3.2L	Base	W/ Harness, Rear Right, 210.065, SPECIAL ORDER ONLY	ABS1636HU-D
E320	ABS Wheel Speed Sensor	3.2L	4Matic	W/ Harness, Rear Right, 210.082, SPECIAL ORDER ONLY	ABS1636HU-D
E320	ABS Wheel Speed Sensor	3.2L	Base	W/ Harness, Rear Right, 210.265, SPECIAL ORDER ONLY	ABS1636HU-D
E320	ABS Wheel Speed Sensor	3.2L	4Matic	W/ Harness, Rear Right, 210.282, SPECIAL ORDER ONLY	ABS1636HU-D
E320	Engine Crankshaft Position Sensor	3.2L	Base	From Engine # 30 370999; 000001, 210.065	CPS8119
E320	Engine Crankshaft Position Sensor	3.2L	4Matic	From Engine # 30 370999; 000001, 210.082	CPS8119
E320	Engine Crankshaft Position Sensor	3.2L	Base	From Engine # 30 370999; 000001, 210.265	CPS8119
E320	Engine Crankshaft Position Sensor	3.2L	4Matic	From Engine # 30 370999; 000001, 210.282	CPS8119
E320	Engine Crankshaft Position Sensor	3.2L	Base	To Engine # 30 370998; 000000, 210.065	CPS8124HU-D
E320	Engine Crankshaft Position Sensor	3.2L	4Matic	To Engine # 30 370998; 000000, 210.082	CPS8124HU-D
E320	Engine Crankshaft Position Sensor	3.2L	Base	To Engine # 30 370998; 000000, 210.265	CPS8124HU-D
E320	Engine Crankshaft Position Sensor	3.2L	4Matic	To Engine # 30 370998; 000000, 210.282	CPS8124HU-D
E320	Engine Camshaft Position Sensor	3.2L	Base	210.065	CPS8126-HU
E320	Engine Camshaft Position Sensor	3.2L	4Matic	210.082	CPS8126-HU
E320	Engine Camshaft Position Sensor	3.2L	Base	210.265	CPS8126-HU
E320	Engine Camshaft Position Sensor	3.2L	4Matic	210.282	CPS8126-HU
E320	Fuel Pump	3.2L	Base	210.065, SPECIAL ORDER ONLY	FUP3309-D
E320	Fuel Pump	3.2L	4Matic	210.082, SPECIAL ORDER ONLY	FUP3309-D

Vehicle	Part Type	Engine Size	Trim	Note(s)	Part Number
<b>2000 Mercedes-Benz (cont'd)</b>					
E320	Fuel Pump	3.2L	Base	210.265, SPECIAL ORDER ONLY	FUP3309-D
E320	Fuel Pump	3.2L	4Matic	210.282, SPECIAL ORDER ONLY	FUP3309-D
E320	Ignition Coil	3.2L	4Matic, Base		IGC0143
E320	Spark Plug Wire	3.2L	Base	To Spark Plug 1A Or 1B, 1, 210.065	IGC4778-HU
E320	Spark Plug Wire	3.2L	4Matic	To Spark Plug 1A Or 1B, 1, 210.082	IGC4778-HU
E320	Spark Plug Wire	3.2L	Base	To Spark Plug 1A Or 1B, 1, 210.265	IGC4778-HU
E320	Spark Plug Wire	3.2L	4Matic	To Spark Plug 1A Or 1B, 1, 210.282	IGC4778-HU
E320	Spark Plug Wire	3.2L	Base	To Spark Plug 2A or 2B, 2, 210.065	IGC4778-HU
E320	Spark Plug Wire	3.2L	4Matic	To Spark Plug 2A or 2B, 2, 210.082	IGC4778-HU
E320	Spark Plug Wire	3.2L	Base	To Spark Plug 2A or 2B, 2, 210.265	IGC4778-HU
E320	Spark Plug Wire	3.2L	4Matic	To Spark Plug 2A or 2B, 2, 210.282	IGC4778-HU
E320	Spark Plug Wire	3.2L	Base	To Spark Plug 3A Or 3B, 3, 210.065	IGC4778-HU
E320	Spark Plug Wire	3.2L	4Matic	To Spark Plug 3A Or 3B, 3, 210.082	IGC4778-HU
E320	Spark Plug Wire	3.2L	Base	To Spark Plug 3A Or 3B, 3, 210.265	IGC4778-HU
E320	Spark Plug Wire	3.2L	4Matic	To Spark Plug 3A Or 3B, 3, 210.282	IGC4778-HU
E320	Spark Plug Wire	3.2L	Base	To Spark Plug 4A Or 4B, 4, 210.065	IGC4778-HU
E320	Spark Plug Wire	3.2L	4Matic	To Spark Plug 4A Or 4B, 4, 210.082	IGC4778-HU
E320	Spark Plug Wire	3.2L	Base	To Spark Plug 4A Or 4B, 4, 210.265	IGC4778-HU
E320	Spark Plug Wire	3.2L	4Matic	To Spark Plug 4A Or 4B, 4, 210.282	IGC4778-HU
E320	Spark Plug Wire	3.2L	Base	To Spark Plug 5A or 5B, 5, 210.065	IGC4778-HU
E320	Spark Plug Wire	3.2L	4Matic	To Spark Plug 5A or 5B, 5, 210.082	IGC4778-HU
E320	Spark Plug Wire	3.2L	Base	To Spark Plug 5A or 5B, 5, 210.265	IGC4778-HU
E320	Spark Plug Wire	3.2L	4Matic	To Spark Plug 5A or 5B, 5, 210.282	IGC4778-HU
E320	Spark Plug Wire	3.2L	Base	To Spark Plug 6A Or 6B, 6, 210.065	IGC4778-HU
E320	Spark Plug Wire	3.2L	4Matic	To Spark Plug 6A Or 6B, 6, 210.082	IGC4778-HU



Vehicle	Part Type	Engine Size	Trim	Note(s)	Part Number
<b>2000 Mercedes-Benz (cont'd)</b>					
E320	Spark Plug Wire	3.2L	Base	To Spark Plug 6A Or 6B, 6, 210.265	IGC4778-HU
E320	Spark Plug Wire	3.2L	4Matic	To Spark Plug 6A Or 6B, 6, 210.282	IGC4778-HU
E320	Mass Air Flow Sensor	3.2L	Base	210.065	MAF8960
E320	Mass Air Flow Sensor	3.2L	4Matic	210.082	MAF8960
E320	Mass Air Flow Sensor	3.2L	Base	210.265	MAF8960
E320	Mass Air Flow Sensor	3.2L	4Matic	210.282	MAF8960
E430	ABS Wheel Speed Sensor	4.3L	Base	W/ Harness, Rear Right, 210.070, SPECIAL ORDER ONLY	ABS1636HU-D
E430	ABS Wheel Speed Sensor	4.3L	4Matic	W/ Harness, Rear Right, 210.083, SPECIAL ORDER ONLY	ABS1636HU-D
E430	Engine Crankshaft Position Sensor	4.3L	Base	From Engine # 30 039710, 210.070	CPS8119
E430	Engine Crankshaft Position Sensor	4.3L	4Matic	From Engine # 30 039710, 210.083	CPS8119
E430	Engine Crankshaft Position Sensor	4.3L	Base	To Engine # 30 039709, 210.070	CPS8124HU-D
E430	Engine Crankshaft Position Sensor	4.3L	4Matic	To Engine # 30 039709, 210.083	CPS8124HU-D
E430	Engine Camshaft Position Sensor	4.3L	Base	210.070	CPS8126-HU
E430	Engine Camshaft Position Sensor	4.3L	4Matic	210.083	CPS8126-HU
E430	Fuel Pump	4.3L	Base	210.070, SPECIAL ORDER ONLY	FUP3309-D
E430	Fuel Pump	4.3L	4Matic	210.083, SPECIAL ORDER ONLY	FUP3309-D
E430	Ignition Coil	4.3L	4Matic, Base		IGC0143
E430	Spark Plug Wire	4.3L	Base	To Spark Plug 1B, 1, 210.070	IGC4778-HU
E430	Spark Plug Wire	4.3L	4Matic	To Spark Plug 1B, 1, 210.083	IGC4778-HU
E430	Spark Plug Wire	4.3L	Base	To Spark Plug 2B, 2, 210.070	IGC4778-HU
E430	Spark Plug Wire	4.3L	4Matic	To Spark Plug 2B, 2, 210.083	IGC4778-HU
E430	Spark Plug Wire	4.3L	Base	To Spark Plug 3A Or 3B, 3, 210.070	IGC4778-HU
E430	Spark Plug Wire	4.3L	4Matic	To Spark Plug 3A Or 3B, 3, 210.083	IGC4778-HU

Vehicle	Part Type	Engine Size	Trim	Note(s)	Part Number
<b>2000 Mercedes-Benz (cont'd)</b>					
E430	Spark Plug Wire	4.3L	Base	To Spark Plug 4A Or 4B, 4, 210.070	IGC4778-HU
E430	Spark Plug Wire	4.3L	4Matic	To Spark Plug 4A Or 4B, 4, 210.083	IGC4778-HU
E430	Spark Plug Wire	4.3L	Base	To Spark Plug 5B, 5, 210.070	IGC4778-HU
E430	Spark Plug Wire	4.3L	4Matic	To Spark Plug 5B, 5, 210.083	IGC4778-HU
E430	Spark Plug Wire	4.3L	Base	To Spark Plug 6A Or 6B, 6, 210.070	IGC4778-HU
E430	Spark Plug Wire	4.3L	4Matic	To Spark Plug 6A Or 6B, 6, 210.083	IGC4778-HU
E430	Spark Plug Wire	4.3L	Base	To Spark Plug 7A or 7B, 7, 210.070	IGC4778-HU
E430	Spark Plug Wire	4.3L	4Matic	To Spark Plug 7A or 7B, 7, 210.083	IGC4778-HU
E430	Spark Plug Wire	4.3L	Base	To Spark Plug 8A Or 8B, 8, 210.070	IGC4778-HU
E430	Spark Plug Wire	4.3L	4Matic	To Spark Plug 8A Or 8B, 8, 210.083	IGC4778-HU
E430	Mass Air Flow Sensor	4.3L	Base	210.070	MAF8957
E430	Mass Air Flow Sensor	4.3L	4Matic	210.083	MAF8957
E430	Manifold Absolute Pressure Sensor	4.3L	Base	210.070	PRS8211-HU
E430	Spark Plug Wire	4.3L	Base	To Spark Plug 2A, 2, 210.070, SPECIAL ORDER ONLY	SPW4779HU-D
E430	Spark Plug Wire	4.3L	4Matic	To Spark Plug 2A, 2, 210.083, SPECIAL ORDER ONLY	SPW4779HU-D
E430	Spark Plug Wire	4.3L	Base	To Spark Plug 5A, 5, 210.070, SPECIAL ORDER ONLY	SPW4779HU-D
E430	Spark Plug Wire	4.3L	4Matic	To Spark Plug 5A, 5, 210.083, SPECIAL ORDER ONLY	SPW4779HU-D
ML55 AMG	Voltage Regulator	5.5L	Base	163.174	ALR0570
ML55 AMG	Ignition Coil	5.5L	Base		IGC0143
ML55 AMG	Spark Plug Wire	5.5L	Base	To Spark Plug 1B, 1, 163.174	IGC4778-HU
ML55 AMG	Spark Plug Wire	5.5L	Base	To Spark Plug 2B, 2, 163.174	IGC4778-HU
ML55 AMG	Spark Plug Wire	5.5L	Base	To Spark Plug 3A Or 3B, 3, 163.174	IGC4778-HU

Vehicle	Part Type	Engine Size	Trim	Note(s)	Part Number
<b>2000 Mercedes-Benz (cont'd)</b>					
ML55 AMG	Spark Plug Wire	5.5L	Base	To Spark Plug 4A Or 4B, 4, 163.174	IGC4778-HU
ML55 AMG	Spark Plug Wire	5.5L	Base	To Spark Plug 5B, 5, 163.174	IGC4778-HU
ML55 AMG	Spark Plug Wire	5.5L	Base	To Spark Plug 6A Or 6B, 6, 163.174	IGC4778-HU
ML55 AMG	Spark Plug Wire	5.5L	Base	To Spark Plug 7A or 7B, 7, 163.174	IGC4778-HU
ML55 AMG	Spark Plug Wire	5.5L	Base	To Spark Plug 8A Or 8B, 8, 163.174	IGC4778-HU
ML55 AMG	Mass Air Flow Sensor	5.5L	Base	w/ OE No. A 113 094 00 48	MAF8957
ML55 AMG	Spark Plug Wire	5.5L	Base	To Spark Plug 2A, 2, 163.174, SPECIAL ORDER ONLY	SPW4779HU-D
ML55 AMG	Spark Plug Wire	5.5L	Base	To Spark Plug 5A, 5, 163.174, SPECIAL ORDER ONLY	SPW4779HU-D
ML320	Voltage Regulator	3.2L	Base	163.154	ALR0570
ML320	Engine Crankshaft Position Sensor	3.2L	Base	From Engine # 30 358407, 163.154	CPS8119
ML320	Engine Crankshaft Position Sensor	3.2L	Base	To Engine # 30 358406, 163.154	CPS8124HU-D
ML320	Engine Camshaft Position Sensor	3.2L	Base	163.154	CPS8126-HU
ML320	Ignition Coil	3.2L	Base		IGC0143
ML320	Spark Plug Wire	3.2L	Base	To Spark Plug 1A Or 1B, 1, 163.154	IGC4778-HU
ML320	Spark Plug Wire	3.2L	Base	To Spark Plug 2A or 2B, 2, 163.154	IGC4778-HU
ML320	Spark Plug Wire	3.2L	Base	To Spark Plug 3A Or 3B, 3, 163.154	IGC4778-HU
ML320	Spark Plug Wire	3.2L	Base	To Spark Plug 4A Or 4B, 4, 163.154	IGC4778-HU
ML320	Spark Plug Wire	3.2L	Base	To Spark Plug 5A or 5B, 5, 163.154	IGC4778-HU
ML320	Spark Plug Wire	3.2L	Base	To Spark Plug 6A Or 6B, 6, 163.154	IGC4778-HU
ML320	Mass Air Flow Sensor	3.2L	Base	163.154	MAF8960
ML430	Voltage Regulator	4.3L	Base	163.172	ALR0570
ML430	Engine Crankshaft Position Sensor	4.3L	Base	163.172	CPS8119
ML430	Engine Camshaft Position Sensor	4.3L	Base	163.172	CPS8126-HU
ML430	Ignition Coil	4.3L	Base		IGC0143

Vehicle	Part Type	Engine Size	Trim	Note(s)	Part Number
<b>2000 Mercedes-Benz (cont'd)</b>					
ML430	Spark Plug Wire	4.3L	Base	To Spark Plug 1B, 1, 163.172	IGC4778-HU
ML430	Spark Plug Wire	4.3L	Base	To Spark Plug 2B, 2, 163.172	IGC4778-HU
ML430	Spark Plug Wire	4.3L	Base	To Spark Plug 3A Or 3B, 3, 163.172	IGC4778-HU
ML430	Spark Plug Wire	4.3L	Base	To Spark Plug 4A Or 4B, 4, 163.172	IGC4778-HU
ML430	Spark Plug Wire	4.3L	Base	To Spark Plug 5B, 5, 163.172	IGC4778-HU
ML430	Spark Plug Wire	4.3L	Base	To Spark Plug 6A Or 6B, 6, 163.172	IGC4778-HU
ML430	Spark Plug Wire	4.3L	Base	To Spark Plug 7A or 7B, 7, 163.172	IGC4778-HU
ML430	Spark Plug Wire	4.3L	Base	To Spark Plug 8A Or 8B, 8, 163.172	IGC4778-HU
ML430	Mass Air Flow Sensor	4.3L	Base	163.172	MAF8957
ML430	Spark Plug Wire	4.3L	Base	To Spark Plug 2A, 2, 163.172, SPECIAL ORDER ONLY	SPW4779HU-D
ML430	Spark Plug Wire	4.3L	Base	To Spark Plug 5A, 5, 163.172, SPECIAL ORDER ONLY	SPW4779HU-D
S430	ABS Wheel Speed Sensor	4.3L	Base	W/ Harness, Front, 220.170, SPECIAL ORDER ONLY	ABS1606HU-D
S430	Voltage Regulator	4.3L	Base	220.170	ALR0611
S430	Engine Crankshaft Position Sensor	4.3L	Base	220.170	CPS8119
S430	Engine Camshaft Position Sensor	4.3L	Base	220.170	CPS8126-HU
S430	Fuel Pump	4.3L	Base	To Chassis: A 234389, 220.170, SPECIAL ORDER ONLY	FUP3309-D
S430	Ignition Coil	4.3L	Base		IGC0143
S430	Spark Plug Wire	4.3L	Base	To Spark Plug 1B, 1, 220.170	IGC4778-HU
S430	Spark Plug Wire	4.3L	Base	To Spark Plug 2B, 2, 220.170	IGC4778-HU
S430	Spark Plug Wire	4.3L	Base	To Spark Plug 3A Or 3B, 3, 220.170	IGC4778-HU
S430	Spark Plug Wire	4.3L	Base	To Spark Plug 4A Or 4B, 4, 220.170	IGC4778-HU
S430	Spark Plug Wire	4.3L	Base	To Spark Plug 5B, 5, 220.170	IGC4778-HU

Vehicle	Part Type	Engine Size	Trim	Note(s)	Part Number
<b>2000 Mercedes-Benz (cont'd)</b>					
S430	Spark Plug Wire	4.3L	Base	To Spark Plug 6A Or 6B, 6, 220.170	IGC4778-HU
S430	Spark Plug Wire	4.3L	Base	To Spark Plug 7A or 7B, 7, 220.170	IGC4778-HU
S430	Spark Plug Wire	4.3L	Base	To Spark Plug 8A Or 8B, 8, 220.170	IGC4778-HU
S430	Mass Air Flow Sensor	4.3L	Base	220.170	MAF8957
S430	Manifold Absolute Pressure Sensor	4.3L	Base	220.170	PRS8211-HU
S430	Spark Plug Wire	4.3L	Base	To Spark Plug 2A, 2, 220.170, SPECIAL ORDER ONLY	SPW4779HU-D
S430	Spark Plug Wire	4.3L	Base	To Spark Plug 5A, 5, 220.170, SPECIAL ORDER ONLY	SPW4779HU-D
S500	ABS Wheel Speed Sensor	5.0L	Base, Guard	W/ Harness, Front, 220.175, SPECIAL ORDER ONLY	ABS1606HU-D
S500	Voltage Regulator	5.0L	Base, Guard	220.175	ALR0611
S500	Engine Crankshaft Position Sensor	5.0L	Base, Guard	220.175	CPS8119
S500	Engine Camshaft Position Sensor	5.0L	Base, Guard	220.175	CPS8126-HU
S500	Fuel Pump	5.0L	Base, Guard	To Chassis: A 234389, 220.175, SPECIAL ORDER ONLY	FUP3309-D
S500	Ignition Coil	5.0L	Base, Guard		IGC0143
S500	Spark Plug Wire	5.0L	Base, Guard	To Spark Plug 1B, 1, 220.175	IGC4778-HU
S500	Spark Plug Wire	5.0L	Base, Guard	To Spark Plug 2B, 2, 220.175	IGC4778-HU
S500	Spark Plug Wire	5.0L	Base, Guard	To Spark Plug 3A Or 3B, 3, 220.175	IGC4778-HU
S500	Spark Plug Wire	5.0L	Base, Guard	To Spark Plug 4A Or 4B, 4, 220.175	IGC4778-HU
S500	Spark Plug Wire	5.0L	Base, Guard	To Spark Plug 5B, 5, 220.175	IGC4778-HU
S500	Spark Plug Wire	5.0L	Base, Guard	To Spark Plug 6A Or 6B, 6, 220.175	IGC4778-HU
S500	Spark Plug Wire	5.0L	Base, Guard	To Spark Plug 7A or 7B, 7, 220.175	IGC4778-HU
S500	Spark Plug Wire	5.0L	Base, Guard	To Spark Plug 8A Or 8B, 8, 220.175	IGC4778-HU
S500	Mass Air Flow Sensor	5.0L	Base, Guard	220.175	MAF8957

Vehicle	Part Type	Engine Size	Trim	Note(s)	Part Number
<b>2000 Mercedes-Benz (cont'd)</b>					
S500	Manifold Absolute Pressure Sensor	5.0L	Base, Guard	220.175	PRS8211-HU
S500	Spark Plug Wire	5.0L	Base, Guard	To Spark Plug 2A, 2, 220.175, SPECIAL ORDER ONLY	SPW4779HU-D
S500	Spark Plug Wire	5.0L	Base, Guard	To Spark Plug 5A, 5, 220.175, SPECIAL ORDER ONLY	SPW4779HU-D
SL500	Engine Crankshaft Position Sensor	5.0L	Base	129.068	CPS8119
SL500	Engine Camshaft Position Sensor	5.0L	Base	129.068	CPS8126-HU
SL500	Fuel Pump	5.0L	Base	USA, 129.068, SPECIAL ORDER ONLY	FUP3309-D
SL500	Ignition Coil	5.0L	Base		IGC0143
SL500	Spark Plug Wire	5.0L	Base	To Spark Plug 1B, 1, 129.068	IGC4778-HU
SL500	Spark Plug Wire	5.0L	Base	To Spark Plug 2B, 2, 129.068	IGC4778-HU
SL500	Spark Plug Wire	5.0L	Base	To Spark Plug 3A Or 3B, 3, 129.068	IGC4778-HU
SL500	Spark Plug Wire	5.0L	Base	To Spark Plug 4A Or 4B, 4, 129.068	IGC4778-HU
SL500	Spark Plug Wire	5.0L	Base	To Spark Plug 5B, 5, 129.068	IGC4778-HU
SL500	Spark Plug Wire	5.0L	Base	To Spark Plug 6A Or 6B, 6, 129.068	IGC4778-HU
SL500	Spark Plug Wire	5.0L	Base	To Spark Plug 7A or 7B, 7, 129.068	IGC4778-HU
SL500	Spark Plug Wire	5.0L	Base	To Spark Plug 8A Or 8B, 8, 129.068	IGC4778-HU
SL500	Mass Air Flow Sensor	5.0L	Base	129.068	MAF8957
SL500	Spark Plug Wire	5.0L	Base	To Spark Plug 2A, 2, 129.068, SPECIAL ORDER ONLY	SPW4779HU-D
SL500	Spark Plug Wire	5.0L	Base	To Spark Plug 5A, 5, 129.068, SPECIAL ORDER ONLY	SPW4779HU-D
SL600	Voltage Regulator	6.0L	Base		ALR0555
SL600	Engine Camshaft Position Sensor	6.0L	Base	129.076	CPS8126-HU
SL600	Fuel Pump	6.0L	Base	USA, 129.076, SPECIAL ORDER ONLY	FUP3309-D

Vehicle	Part Type	Engine Size	Trim	Note(s)	Part Number
<b>2000 Mercedes-Benz (cont'd)</b>					
SLK230	Engine Crankshaft Position Sensor	2.3L	Kompressor	170.447	CPS8119
SLK230	Fuel Pump	2.3L	Kompressor	USA, 170.447, SPECIAL ORDER ONLY	FUP3309-D
SLK230	Ignition Coil	2.3L	Kompressor	w/o Spark Plug Connector, 170.447	IGC3814-D
SLK230	Ignition Coil	2.3L	Kompressor	170.447	IGC4022-D
SLK230	Spark Plug Boot	2.3L	Kompressor	170.447	IGC4023-D
SLK230	Mass Air Flow Sensor	2.3L	Kompressor	170.447	MAF8959
<b>2001 Mercedes-Benz</b>					
C240	ABS Wheel Speed Sensor	2.6L	Base	W/ Harness, Front, 203.061	ABS1600-HU
C240	ABS Wheel Speed Sensor	2.6L	Base	W/ Harness, Rear Right, 203.061, SPECIAL ORDER ONLY	ABS1616HU-D
C240	Voltage Regulator	2.6L	Base	70A BOSCH, 203.061	ALR0570
C240	Voltage Regulator	2.6L	Base	90A BOSCH, 203.061	ALR0573
C240	Engine Crankshaft Position Sensor	2.6L	Base	203.061	CPS8119
C240	Engine Camshaft Position Sensor	2.6L	Base	203.061	CPS8126-HU
C240	Fuel Pump Module Assembly	2.6L	Base	From Chassis: R 042895; E 002500; A 252580; F 182331 (EXC F 183501; F 184173; F 185369); From Date: 14/09/2001, 203.061, SPECIAL ORDER ONLY	FUP3393HU-D
C240	Fuel Pump Module Assembly	2.6L	Base	To Chassis: R 042894; E 002499; A 252579; F 182330 (EXC F 183501; F 184173; F 185369); To Date: 20/12/2001), 203.061, SPECIAL ORDER ONLY	FUP3396HU-D
C240	Ignition Coil	2.6L	Base	203.061	IGC0143
C240	Spark Plug Wire	2.6L	Base	To Spark Plug 1A Or 1B, 1, 203.061	IGC4778-HU
C240	Spark Plug Wire	2.6L	Base	To Spark Plug 2A or 2B, 2, 203.061	IGC4778-HU

Vehicle	Part Type	Engine Size	Trim	Note(s)	Part Number
<b>2001 Mercedes-Benz (cont'd)</b>					
C240	Spark Plug Wire	2.6L	Base	To Spark Plug 3A Or 3B, 3, 203.061	IGC4778-HU
C240	Spark Plug Wire	2.6L	Base	To Spark Plug 4A Or 4B, 4, 203.061	IGC4778-HU
C240	Spark Plug Wire	2.6L	Base	To Spark Plug 5A or 5B, 5, 203.061	IGC4778-HU
C240	Spark Plug Wire	2.6L	Base	To Spark Plug 6A Or 6B, 6, 203.061	IGC4778-HU
C240	Mass Air Flow Sensor	2.6L	Base	203.061	MAF8960
C240	Manifold Absolute Pressure Sensor	2.6L	Base	203.061	PRS8211-HU
C320	ABS Wheel Speed Sensor	3.2L	Base	W/ Harness, Front, 203.064	ABS1600-HU
C320	ABS Wheel Speed Sensor	3.2L	Base	W/ Harness, Rear Right, 203.064, SPECIAL ORDER ONLY	ABS1616HU-D
C320	Voltage Regulator	3.2L	Base	70A BOSCH, 203.064	ALR0570
C320	Voltage Regulator	3.2L	Base	90A BOSCH, 203.064	ALR0573
C320	Engine Crankshaft Position Sensor	3.2L	Base	203.064	CPS8119
C320	Engine Camshaft Position Sensor	3.2L	Base	203.064	CPS8126-HU
C320	Fuel Pump Module Assembly	3.2L	Base	From Chassis: R 042895; E 002500; A 252580; F 182331 (EXC F 183501; F 184173; F 185369), 203.064, SPECIAL ORDER ONLY	FUP3393HU-D
C320	Fuel Pump Module Assembly	3.2L	Base	To Chassis: R 042894; E 002499; A 252579; F 182330 (EXC F 183501; F 184173; F 185369), 203.064, SPECIAL ORDER ONLY	FUP3396HU-D
C320	Ignition Coil	3.2L	Avantgarde, Base, Elegance		IGC0143
C320	Spark Plug Wire	3.2L	Base	To Spark Plug 1A Or 1B, 1, 203.064	IGC4778-HU
C320	Spark Plug Wire	3.2L	Base	To Spark Plug 2A or 2B, 2, 203.064	IGC4778-HU
C320	Spark Plug Wire	3.2L	Base	To Spark Plug 3A Or 3B, 3, 203.064	IGC4778-HU
C320	Spark Plug Wire	3.2L	Base	To Spark Plug 4A Or 4B, 4, 203.064	IGC4778-HU



Vehicle	Part Type	Engine Size	Trim	Note(s)	Part Number
<b>2001 Mercedes-Benz (cont'd)</b>					
C320	Spark Plug Wire	3.2L	Base	To Spark Plug 5A or 5B, 5, 203.064	IGC4778-HU
C320	Spark Plug Wire	3.2L	Base	To Spark Plug 6A Or 6B, 6, 203.064	IGC4778-HU
C320	Mass Air Flow Sensor	3.2L	Base	203.064	MAF8960
C320	Manifold Absolute Pressure Sensor	3.2L	Base	203.064	PRS8211-HU
CL55 AMG	ABS Wheel Speed Sensor	5.5L	Base	W/ Harness, Front, 215.373, SPECIAL ORDER ONLY	ABS1606HU-D
CL55 AMG	Fuel Pump	5.5L	Base	To Chassis: A 018859; To Date: 30/06/2001, 215.373, SPECIAL ORDER ONLY	FUP3309-D
CL55 AMG	Fuel Pump	5.5L	Base	From Chassis: A 014721; From Date: 30/06/2001, 215.373, SPECIAL ORDER ONLY	FUP3310HU-D
CL55 AMG	Ignition Coil	5.5L	Base		IGC0143
CL55 AMG	Spark Plug Wire	5.5L	Base	To Spark Plug 1B, 1, 215.373	IGC4778-HU
CL55 AMG	Spark Plug Wire	5.5L	Base	To Spark Plug 2B, 2, 215.373	IGC4778-HU
CL55 AMG	Spark Plug Wire	5.5L	Base	To Spark Plug 3A Or 3B, 3, 215.373	IGC4778-HU
CL55 AMG	Spark Plug Wire	5.5L	Base	To Spark Plug 4A Or 4B, 4, 215.373	IGC4778-HU
CL55 AMG	Spark Plug Wire	5.5L	Base	To Spark Plug 5B, 5, 215.373	IGC4778-HU
CL55 AMG	Spark Plug Wire	5.5L	Base	To Spark Plug 6A Or 6B, 6, 215.373	IGC4778-HU
CL55 AMG	Spark Plug Wire	5.5L	Base	To Spark Plug 7A or 7B, 7, 215.373	IGC4778-HU
CL55 AMG	Spark Plug Wire	5.5L	Base	To Spark Plug 8A Or 8B, 8, 215.373	IGC4778-HU
CL55 AMG	Mass Air Flow Sensor	5.5L	Base	w/ OE No. A 113 094 00 48	MAF8957
CL55 AMG	Spark Plug Wire	5.5L	Base	To Spark Plug 2A, 2, 215.373, SPECIAL ORDER ONLY	SPW4779HU-D
CL55 AMG	Spark Plug Wire	5.5L	Base	To Spark Plug 5A, 5, 215.373, SPECIAL ORDER ONLY	SPW4779HU-D
CL500	ABS Wheel Speed Sensor	5.0L	Base	W/ Harness, Front, 215.375, SPECIAL ORDER ONLY	ABS1606HU-D

Vehicle	Part Type	Engine Size	Trim	Note(s)	Part Number
<b>2001 Mercedes-Benz (cont'd)</b>					
CL500	Engine Crankshaft Position Sensor	5.0L	Base	215.375	CPS8119
CL500	Engine Camshaft Position Sensor	5.0L	Base	215.375	CPS8126-HU
CL500	Fuel Pump	5.0L	Base	To Chassis: A 018859; To Date: 30/06/2001, 215.375, SPECIAL ORDER ONLY	FUP3309-D
CL500	Fuel Pump	5.0L	Base	From Chassis: A 014721; From Date: 30/06/2001, 215.375, SPECIAL ORDER ONLY	FUP3310HU-D
CL500	Ignition Coil	5.0L	Base		IGC0143
CL500	Spark Plug Wire	5.0L	Base	To Spark Plug 1B, 1, 215.375	IGC4778-HU
CL500	Spark Plug Wire	5.0L	Base	To Spark Plug 2B, 2, 215.375	IGC4778-HU
CL500	Spark Plug Wire	5.0L	Base	To Spark Plug 3A Or 3B, 3, 215.375	IGC4778-HU
CL500	Spark Plug Wire	5.0L	Base	To Spark Plug 4A Or 4B, 4, 215.375	IGC4778-HU
CL500	Spark Plug Wire	5.0L	Base	To Spark Plug 5B, 5, 215.375	IGC4778-HU
CL500	Spark Plug Wire	5.0L	Base	To Spark Plug 6A Or 6B, 6, 215.375	IGC4778-HU
CL500	Spark Plug Wire	5.0L	Base	To Spark Plug 7A or 7B, 7, 215.375	IGC4778-HU
CL500	Spark Plug Wire	5.0L	Base	To Spark Plug 8A Or 8B, 8, 215.375	IGC4778-HU
CL500	Mass Air Flow Sensor	5.0L	Base	215.375	MAF8957
CL500	Manifold Absolute Pressure Sensor	5.0L	Base	215.375	PRS8211-HU
CL500	Spark Plug Wire	5.0L	Base	To Spark Plug 2A, 2, 215.375, SPECIAL ORDER ONLY	SPW4779HU-D
CL500	Spark Plug Wire	5.0L	Base	To Spark Plug 5A, 5, 215.375, SPECIAL ORDER ONLY	SPW4779HU-D
CL600	ABS Wheel Speed Sensor	5.8L	Base	W/ Harness, Front, 215.378, SPECIAL ORDER ONLY	ABS1606HU-D
CL600	Engine Crankshaft Position Sensor	5.8L	Base	215.378	CPS8119

Vehicle	Part Type	Engine Size	Trim	Note(s)	Part Number
<b>2001 Mercedes-Benz (cont'd)</b>					
CL600	Fuel Pump	5.8L	Base	To Chassis: A 018859; To Date: 30/06/2001, 215.378, SPECIAL ORDER ONLY	FUP3309-D
CL600	Fuel Pump	5.8L	Base	From Chassis: A 014721; From Date: 30/06/2001, 215.378, SPECIAL ORDER ONLY	FUP3310HU-D
CL600	Mass Air Flow Sensor	5.8L	Base	215.378	MAF8957
CL600	Manifold Absolute Pressure Sensor	5.8L	Base	215.378	PRS8211-HU
CLK55 AMG	Fuel Pump	5.5L	Base	USA, 208.374, SPECIAL ORDER ONLY	FUP3309-D
CLK55 AMG	Ignition Coil	5.5L	Base		IGC0143
CLK55 AMG	Spark Plug Wire	5.5L	Base	To Spark Plug 1B, 1, 208.374	IGC4778-HU
CLK55 AMG	Spark Plug Wire	5.5L	Base	To Spark Plug 2B, 2, 208.374	IGC4778-HU
CLK55 AMG	Spark Plug Wire	5.5L	Base	To Spark Plug 3A Or 3B, 3, 208.374	IGC4778-HU
CLK55 AMG	Spark Plug Wire	5.5L	Base	To Spark Plug 4A Or 4B, 4, 208.374	IGC4778-HU
CLK55 AMG	Spark Plug Wire	5.5L	Base	To Spark Plug 5B, 5, 208.374	IGC4778-HU
CLK55 AMG	Spark Plug Wire	5.5L	Base	To Spark Plug 6A Or 6B, 6, 208.374	IGC4778-HU
CLK55 AMG	Spark Plug Wire	5.5L	Base	To Spark Plug 7A or 7B, 7, 208.374	IGC4778-HU
CLK55 AMG	Spark Plug Wire	5.5L	Base	To Spark Plug 8A Or 8B, 8, 208.374	IGC4778-HU
CLK55 AMG	Mass Air Flow Sensor	5.5L	Base	w/ OE No. A 113 094 00 48, USA	MAF8957
CLK55 AMG	Spark Plug Wire	5.5L	Base	To Spark Plug 2A, 2, 208.374, SPECIAL ORDER ONLY	SPW4779HU-D
CLK55 AMG	Spark Plug Wire	5.5L	Base	To Spark Plug 5A, 5, 208.374, SPECIAL ORDER ONLY	SPW4779HU-D
CLK320	Voltage Regulator	3.2L	Base	Bosch Design, GAS, 112.940	ALR0608
CLK320	Voltage Regulator	3.2L	Base	Valeo Motorola Design, GAS, 112.940	ALR0696
CLK320	Engine Crankshaft Position Sensor	3.2L	Base	208.365	CPS8119

Vehicle	Part Type	Engine Size	Trim	Note(s)	Part Number
<b>2001 Mercedes-Benz (cont'd)</b>					
CLK320	Engine Crankshaft Position Sensor	3.2L	Base	208.465	CPS8119
CLK320	Engine Camshaft Position Sensor	3.2L	Base	208.365	CPS8126-HU
CLK320	Engine Camshaft Position Sensor	3.2L	Base	208.465	CPS8126-HU
CLK320	Fuel Pump	3.2L	Base	USA, 208.365, SPECIAL ORDER ONLY	FUP3308-D
CLK320	Fuel Pump	3.2L	Base	USA, 208.465, SPECIAL ORDER ONLY	FUP3308-D
CLK320	Ignition Coil	3.2L	Base		IGC0143
CLK320	Spark Plug Wire	3.2L	Base	To Spark Plug 1A Or 1B, 1, 208.365	IGC4778-HU
CLK320	Spark Plug Wire	3.2L	Base	To Spark Plug 1A Or 1B, 1, 208.465	IGC4778-HU
CLK320	Spark Plug Wire	3.2L	Base	To Spark Plug 2A or 2B, 2, 208.365	IGC4778-HU
CLK320	Spark Plug Wire	3.2L	Base	To Spark Plug 2A or 2B, 2, 208.465	IGC4778-HU
CLK320	Spark Plug Wire	3.2L	Base	To Spark Plug 3A Or 3B, 3, 208.365	IGC4778-HU
CLK320	Spark Plug Wire	3.2L	Base	To Spark Plug 3A Or 3B, 3, 208.465	IGC4778-HU
CLK320	Spark Plug Wire	3.2L	Base	To Spark Plug 4A Or 4B, 4, 208.365	IGC4778-HU
CLK320	Spark Plug Wire	3.2L	Base	To Spark Plug 4A Or 4B, 4, 208.465	IGC4778-HU
CLK320	Spark Plug Wire	3.2L	Base	To Spark Plug 5A or 5B, 5, 208.365	IGC4778-HU
CLK320	Spark Plug Wire	3.2L	Base	To Spark Plug 5A or 5B, 5, 208.465	IGC4778-HU
CLK320	Spark Plug Wire	3.2L	Base	To Spark Plug 6A Or 6B, 6, 208.365	IGC4778-HU
CLK320	Spark Plug Wire	3.2L	Base	To Spark Plug 6A Or 6B, 6, 208.465	IGC4778-HU
CLK320	Mass Air Flow Sensor	3.2L	Base	USA, 208.365	MAF8960
CLK320	Mass Air Flow Sensor	3.2L	Base	USA, 208.465	MAF8960
CLK320	Manifold Absolute Pressure Sensor	3.2L	Base	208.465	PRS8211-HU
CLK430	Engine Crankshaft Position Sensor	4.3L	Base	208.370	CPS8119
CLK430	Engine Crankshaft Position Sensor	4.3L	Base	208.470	CPS8119
CLK430	Engine Camshaft Position Sensor	4.3L	Base	208.370	CPS8126-HU

Vehicle	Part Type	Engine Size	Trim	Note(s)	Part Number
<b>2001 Mercedes-Benz (cont'd)</b>					
CLK430	Engine Camshaft Position Sensor	4.3L	Base	208.470	CPS8126-HU
CLK430	Fuel Pump	4.3L	Base	USA, 208.370, SPECIAL ORDER ONLY	FUP3309-D
CLK430	Fuel Pump	4.3L	Base	USA, 208.470, SPECIAL ORDER ONLY	FUP3309-D
CLK430	Ignition Coil	4.3L	Base		IGC0143
CLK430	Spark Plug Wire	4.3L	Base	To Spark Plug 1B, 1, 208.370	IGC4778-HU
CLK430	Spark Plug Wire	4.3L	Base	To Spark Plug 1B, 1, 208.470	IGC4778-HU
CLK430	Spark Plug Wire	4.3L	Base	To Spark Plug 2B, 2, 208.370	IGC4778-HU
CLK430	Spark Plug Wire	4.3L	Base	To Spark Plug 2B, 2, 208.470	IGC4778-HU
CLK430	Spark Plug Wire	4.3L	Base	To Spark Plug 3A Or 3B, 3, 208.370	IGC4778-HU
CLK430	Spark Plug Wire	4.3L	Base	To Spark Plug 3A Or 3B, 3, 208.470	IGC4778-HU
CLK430	Spark Plug Wire	4.3L	Base	To Spark Plug 4A Or 4B, 4, 208.370	IGC4778-HU
CLK430	Spark Plug Wire	4.3L	Base	To Spark Plug 4A Or 4B, 4, 208.470	IGC4778-HU
CLK430	Spark Plug Wire	4.3L	Base	To Spark Plug 5B, 5, 208.370	IGC4778-HU
CLK430	Spark Plug Wire	4.3L	Base	To Spark Plug 5B, 5, 208.470	IGC4778-HU
CLK430	Spark Plug Wire	4.3L	Base	To Spark Plug 6A Or 6B, 6, 208.370	IGC4778-HU
CLK430	Spark Plug Wire	4.3L	Base	To Spark Plug 6A Or 6B, 6, 208.470	IGC4778-HU
CLK430	Spark Plug Wire	4.3L	Base	To Spark Plug 7A or 7B, 7, 208.370	IGC4778-HU
CLK430	Spark Plug Wire	4.3L	Base	To Spark Plug 7A or 7B, 7, 208.470	IGC4778-HU
CLK430	Spark Plug Wire	4.3L	Base	To Spark Plug 8A Or 8B, 8, 208.370	IGC4778-HU
CLK430	Spark Plug Wire	4.3L	Base	To Spark Plug 8A Or 8B, 8, 208.470	IGC4778-HU
CLK430	Mass Air Flow Sensor	4.3L	Base	208.370	MAF8957
CLK430	Mass Air Flow Sensor	4.3L	Base	208.470	MAF8957
CLK430	Manifold Absolute Pressure Sensor	4.3L	Base	208.370	PRS8211-HU
CLK430	Manifold Absolute Pressure Sensor	4.3L	Base	208.470	PRS8211-HU

Vehicle	Part Type	Engine Size	Trim	Note(s)	Part Number
<b>2001 Mercedes-Benz (cont'd)</b>					
CLK430	Spark Plug Wire	4.3L	Base	To Spark Plug 2A, 2, 208.370, SPECIAL ORDER ONLY	SPW4779HU-D
CLK430	Spark Plug Wire	4.3L	Base	To Spark Plug 2A, 2, 208.470, SPECIAL ORDER ONLY	SPW4779HU-D
CLK430	Spark Plug Wire	4.3L	Base	To Spark Plug 5A, 5, 208.370, SPECIAL ORDER ONLY	SPW4779HU-D
CLK430	Spark Plug Wire	4.3L	Base	To Spark Plug 5A, 5, 208.470, SPECIAL ORDER ONLY	SPW4779HU-D
E55 AMG	ABS Wheel Speed Sensor	5.5L	Base	W/ Harness, Rear Right, 210.074, SPECIAL ORDER ONLY	ABS1636HU-D
E55 AMG	Voltage Regulator	5.5L	Base	210.074, SPECIAL ORDER ONLY	ALR0402HU-D
E55 AMG	Fuel Pump	5.5L	Base	210.074, SPECIAL ORDER ONLY	FUP3309-D
E55 AMG	Ignition Coil	5.5L	Base		IGC0143
E55 AMG	Spark Plug Wire	5.5L	Base	To Spark Plug 1B, 1, 210.074	IGC4778-HU
E55 AMG	Spark Plug Wire	5.5L	Base	To Spark Plug 2B, 2, 210.074	IGC4778-HU
E55 AMG	Spark Plug Wire	5.5L	Base	To Spark Plug 3A Or 3B, 3, 210.074	IGC4778-HU
E55 AMG	Spark Plug Wire	5.5L	Base	To Spark Plug 4A Or 4B, 4, 210.074	IGC4778-HU
E55 AMG	Spark Plug Wire	5.5L	Base	To Spark Plug 5B, 5, 210.074	IGC4778-HU
E55 AMG	Spark Plug Wire	5.5L	Base	To Spark Plug 6A Or 6B, 6, 210.074	IGC4778-HU
E55 AMG	Spark Plug Wire	5.5L	Base	To Spark Plug 7A or 7B, 7, 210.074	IGC4778-HU
E55 AMG	Spark Plug Wire	5.5L	Base	To Spark Plug 8A Or 8B, 8, 210.074	IGC4778-HU
E55 AMG	Mass Air Flow Sensor	5.5L	Base	w/ OE No. A 113 094 00 48	MAF8957
E55 AMG	Spark Plug Wire	5.5L	Base	To Spark Plug 2A, 2, 210.074, SPECIAL ORDER ONLY	SPW4779HU-D
E55 AMG	Spark Plug Wire	5.5L	Base	To Spark Plug 5A, 5, 210.074, SPECIAL ORDER ONLY	SPW4779HU-D

Vehicle	Part Type	Engine Size	Trim	Note(s)	Part Number
<b>2001 Mercedes-Benz (cont'd)</b>					
E320	ABS Wheel Speed Sensor	3.2L	Base	W/ Harness, Rear Right, 210.065, SPECIAL ORDER ONLY	ABS1636HU-D
E320	ABS Wheel Speed Sensor	3.2L	4Matic	W/ Harness, Rear Right, 210.082, SPECIAL ORDER ONLY	ABS1636HU-D
E320	ABS Wheel Speed Sensor	3.2L	Base	W/ Harness, Rear Right, 210.265, SPECIAL ORDER ONLY	ABS1636HU-D
E320	ABS Wheel Speed Sensor	3.2L	4Matic	W/ Harness, Rear Right, 210.282, SPECIAL ORDER ONLY	ABS1636HU-D
E320	Voltage Regulator	3.2L	Base	GAS, 112.941	ALR0555
E320	Voltage Regulator	3.2L	Base	GAS, 112.941	ALR0696
E320	Engine Crankshaft Position Sensor	3.2L	Base	From Engine # 30 370999; 000001, 210.065	CPS8119
E320	Engine Crankshaft Position Sensor	3.2L	4Matic	From Engine # 30 370999; 000001, 210.082	CPS8119
E320	Engine Crankshaft Position Sensor	3.2L	Base	From Engine # 30 370999; 000001, 210.265	CPS8119
E320	Engine Crankshaft Position Sensor	3.2L	4Matic	From Engine # 30 370999; 000001, 210.282	CPS8119
E320	Engine Crankshaft Position Sensor	3.2L	Base	To Engine # 30 370998; 000000, 210.065	CPS8124HU-D
E320	Engine Crankshaft Position Sensor	3.2L	4Matic	To Engine # 30 370998; 000000, 210.082	CPS8124HU-D
E320	Engine Crankshaft Position Sensor	3.2L	Base	To Engine # 30 370998; 000000, 210.265	CPS8124HU-D
E320	Engine Crankshaft Position Sensor	3.2L	4Matic	To Engine # 30 370998; 000000, 210.282	CPS8124HU-D
E320	Engine Camshaft Position Sensor	3.2L	Base	210.065	CPS8126-HU
E320	Engine Camshaft Position Sensor	3.2L	4Matic	210.082	CPS8126-HU
E320	Engine Camshaft Position Sensor	3.2L	Base	210.265	CPS8126-HU
E320	Engine Camshaft Position Sensor	3.2L	4Matic	210.282	CPS8126-HU
E320	Fuel Pump	3.2L	Base	210.065, SPECIAL ORDER ONLY	FUP3309-D

Vehicle	Part Type	Engine Size	Trim	Note(s)	Part Number
<b>2001 Mercedes-Benz (cont'd)</b>					
E320	Fuel Pump	3.2L	4Matic	210.082, SPECIAL ORDER ONLY	FUP3309-D
E320	Fuel Pump	3.2L	Base	210.265, SPECIAL ORDER ONLY	FUP3309-D
E320	Fuel Pump	3.2L	4Matic	210.282, SPECIAL ORDER ONLY	FUP3309-D
E320	Ignition Coil	3.2L	4Matic, Base		IGC0143
E320	Spark Plug Wire	3.2L	Base	To Spark Plug 1A Or 1B, 1, 210.065	IGC4778-HU
E320	Spark Plug Wire	3.2L	4Matic	To Spark Plug 1A Or 1B, 1, 210.082	IGC4778-HU
E320	Spark Plug Wire	3.2L	Base	To Spark Plug 1A Or 1B, 1, 210.265	IGC4778-HU
E320	Spark Plug Wire	3.2L	4Matic	To Spark Plug 1A Or 1B, 1, 210.282	IGC4778-HU
E320	Spark Plug Wire	3.2L	Base	To Spark Plug 2A or 2B, 2, 210.065	IGC4778-HU
E320	Spark Plug Wire	3.2L	4Matic	To Spark Plug 2A or 2B, 2, 210.082	IGC4778-HU
E320	Spark Plug Wire	3.2L	Base	To Spark Plug 2A or 2B, 2, 210.265	IGC4778-HU
E320	Spark Plug Wire	3.2L	4Matic	To Spark Plug 2A or 2B, 2, 210.282	IGC4778-HU
E320	Spark Plug Wire	3.2L	Base	To Spark Plug 3A Or 3B, 3, 210.065	IGC4778-HU
E320	Spark Plug Wire	3.2L	4Matic	To Spark Plug 3A Or 3B, 3, 210.082	IGC4778-HU
E320	Spark Plug Wire	3.2L	Base	To Spark Plug 3A Or 3B, 3, 210.265	IGC4778-HU
E320	Spark Plug Wire	3.2L	4Matic	To Spark Plug 3A Or 3B, 3, 210.282	IGC4778-HU
E320	Spark Plug Wire	3.2L	Base	To Spark Plug 4A Or 4B, 4, 210.065	IGC4778-HU
E320	Spark Plug Wire	3.2L	4Matic	To Spark Plug 4A Or 4B, 4, 210.082	IGC4778-HU
E320	Spark Plug Wire	3.2L	Base	To Spark Plug 4A Or 4B, 4, 210.265	IGC4778-HU
E320	Spark Plug Wire	3.2L	4Matic	To Spark Plug 4A Or 4B, 4, 210.282	IGC4778-HU
E320	Spark Plug Wire	3.2L	Base	To Spark Plug 5A or 5B, 5, 210.065	IGC4778-HU
E320	Spark Plug Wire	3.2L	4Matic	To Spark Plug 5A or 5B, 5, 210.082	IGC4778-HU
E320	Spark Plug Wire	3.2L	Base	To Spark Plug 5A or 5B, 5, 210.265	IGC4778-HU
E320	Spark Plug Wire	3.2L	4Matic	To Spark Plug 5A or 5B, 5, 210.282	IGC4778-HU
E320	Spark Plug Wire	3.2L	Base	To Spark Plug 6A Or 6B, 6, 210.065	IGC4778-HU



Vehicle	Part Type	Engine Size	Trim	Note(s)	Part Number
<b>2001 Mercedes-Benz (cont'd)</b>					
E320	Spark Plug Wire	3.2L	4Matic	To Spark Plug 6A Or 6B, 6, 210.082	IGC4778-HU
E320	Spark Plug Wire	3.2L	Base	To Spark Plug 6A Or 6B, 6, 210.265	IGC4778-HU
E320	Spark Plug Wire	3.2L	4Matic	To Spark Plug 6A Or 6B, 6, 210.282	IGC4778-HU
E320	Mass Air Flow Sensor	3.2L	Base	210.065	MAF8960
E320	Mass Air Flow Sensor	3.2L	4Matic	210.082	MAF8960
E320	Mass Air Flow Sensor	3.2L	Base	210.265	MAF8960
E320	Mass Air Flow Sensor	3.2L	4Matic	210.282	MAF8960
E320	Manifold Absolute Pressure Sensor	3.2L	Base	210.065	PRS8211-HU
E320	Manifold Absolute Pressure Sensor	3.2L	4Matic	210.082	PRS8211-HU
E320	Manifold Absolute Pressure Sensor	3.2L	4Matic	210.282	PRS8211-HU
E430	ABS Wheel Speed Sensor	4.3L	Base	W/ Harness, Rear Right, 210.070, SPECIAL ORDER ONLY	ABS1636HU-D
E430	ABS Wheel Speed Sensor	4.3L	4Matic	W/ Harness, Rear Right, 210.083, SPECIAL ORDER ONLY	ABS1636HU-D
E430	Engine Crankshaft Position Sensor	4.3L	Base	From Engine # 30 039710, 210.070	CPS8119
E430	Engine Crankshaft Position Sensor	4.3L	4Matic	From Engine # 30 039710, 210.083	CPS8119
E430	Engine Crankshaft Position Sensor	4.3L	Base	To Engine # 30 039709, 210.070	CPS8124HU-D
E430	Engine Crankshaft Position Sensor	4.3L	4Matic	To Engine # 30 039709, 210.083	CPS8124HU-D
E430	Engine Camshaft Position Sensor	4.3L	Base	210.070	CPS8126-HU
E430	Engine Camshaft Position Sensor	4.3L	4Matic	210.083	CPS8126-HU
E430	Fuel Pump	4.3L	Base	210.070, SPECIAL ORDER ONLY	FUP3309-D
E430	Fuel Pump	4.3L	4Matic	210.083, SPECIAL ORDER ONLY	FUP3309-D
E430	Ignition Coil	4.3L	4Matic, Base		IGC0143
E430	Spark Plug Wire	4.3L	Base	To Spark Plug 1B, 1, 210.070	IGC4778-HU
E430	Spark Plug Wire	4.3L	4Matic	To Spark Plug 1B, 1, 210.083	IGC4778-HU

Vehicle	Part Type	Engine Size	Trim	Note(s)	Part Number
<b>2001 Mercedes-Benz (cont'd)</b>					
E430	Spark Plug Wire	4.3L	Base	To Spark Plug 2B, 2, 210.070	IGC4778-HU
E430	Spark Plug Wire	4.3L	4Matic	To Spark Plug 2B, 2, 210.083	IGC4778-HU
E430	Spark Plug Wire	4.3L	Base	To Spark Plug 3A Or 3B, 3, 210.070	IGC4778-HU
E430	Spark Plug Wire	4.3L	4Matic	To Spark Plug 3A Or 3B, 3, 210.083	IGC4778-HU
E430	Spark Plug Wire	4.3L	Base	To Spark Plug 4A Or 4B, 4, 210.070	IGC4778-HU
E430	Spark Plug Wire	4.3L	4Matic	To Spark Plug 4A Or 4B, 4, 210.083	IGC4778-HU
E430	Spark Plug Wire	4.3L	Base	To Spark Plug 5B, 5, 210.070	IGC4778-HU
E430	Spark Plug Wire	4.3L	4Matic	To Spark Plug 5B, 5, 210.083	IGC4778-HU
E430	Spark Plug Wire	4.3L	Base	To Spark Plug 6A Or 6B, 6, 210.070	IGC4778-HU
E430	Spark Plug Wire	4.3L	4Matic	To Spark Plug 6A Or 6B, 6, 210.083	IGC4778-HU
E430	Spark Plug Wire	4.3L	Base	To Spark Plug 7A or 7B, 7, 210.070	IGC4778-HU
E430	Spark Plug Wire	4.3L	4Matic	To Spark Plug 7A or 7B, 7, 210.083	IGC4778-HU
E430	Spark Plug Wire	4.3L	Base	To Spark Plug 8A Or 8B, 8, 210.070	IGC4778-HU
E430	Spark Plug Wire	4.3L	4Matic	To Spark Plug 8A Or 8B, 8, 210.083	IGC4778-HU
E430	Mass Air Flow Sensor	4.3L	Base	210.070	MAF8957
E430	Mass Air Flow Sensor	4.3L	4Matic	210.083	MAF8957
E430	Manifold Absolute Pressure Sensor	4.3L	Base	210.070	PRS8211-HU
E430	Manifold Absolute Pressure Sensor	4.3L	4Matic	210.083	PRS8211-HU
E430	Spark Plug Wire	4.3L	Base	To Spark Plug 2A, 2, 210.070, SPECIAL ORDER ONLY	SPW4779HU-D
E430	Spark Plug Wire	4.3L	4Matic	To Spark Plug 2A, 2, 210.083, SPECIAL ORDER ONLY	SPW4779HU-D
E430	Spark Plug Wire	4.3L	Base	To Spark Plug 5A, 5, 210.070, SPECIAL ORDER ONLY	SPW4779HU-D

Vehicle	Part Type	Engine Size	Trim	Note(s)	Part Number
<b>2001 Mercedes-Benz (cont'd)</b>					
E430	Spark Plug Wire	4.3L	4Matic	To Spark Plug 5A, 5, 210.083, SPECIAL ORDER ONLY	SPW4779HU-D
ML55 AMG	Voltage Regulator	5.5L	Base	163.174	ALR0570
ML55 AMG	Ignition Coil	5.5L	Base		IGC0143
ML55 AMG	Spark Plug Wire	5.5L	Base	To Spark Plug 1B, 1, 163.174	IGC4778-HU
ML55 AMG	Spark Plug Wire	5.5L	Base	To Spark Plug 2B, 2, 163.174	IGC4778-HU
ML55 AMG	Spark Plug Wire	5.5L	Base	To Spark Plug 3A Or 3B, 3, 163.174	IGC4778-HU
ML55 AMG	Spark Plug Wire	5.5L	Base	To Spark Plug 4A Or 4B, 4, 163.174	IGC4778-HU
ML55 AMG	Spark Plug Wire	5.5L	Base	To Spark Plug 5B, 5, 163.174	IGC4778-HU
ML55 AMG	Spark Plug Wire	5.5L	Base	To Spark Plug 6A Or 6B, 6, 163.174	IGC4778-HU
ML55 AMG	Spark Plug Wire	5.5L	Base	To Spark Plug 7A or 7B, 7, 163.174	IGC4778-HU
ML55 AMG	Spark Plug Wire	5.5L	Base	To Spark Plug 8A Or 8B, 8, 163.174	IGC4778-HU
ML55 AMG	Mass Air Flow Sensor	5.5L	Base	w/ OE No. A 113 094 00 48	MAF8957
ML55 AMG	Spark Plug Wire	5.5L	Base	To Spark Plug 2A, 2, 163.174, SPECIAL ORDER ONLY	SPW4779HU-D
ML55 AMG	Spark Plug Wire	5.5L	Base	To Spark Plug 5A, 5, 163.174, SPECIAL ORDER ONLY	SPW4779HU-D
ML320	Voltage Regulator	3.2L	Base	163.154	ALR0570
ML320	Engine Crankshaft Position Sensor	3.2L	Base	From Engine # 30 358407, 163.154	CPS8119
ML320	Engine Crankshaft Position Sensor	3.2L	Base	To Engine # 30 358406, 163.154	CPS8124HU-D
ML320	Engine Camshaft Position Sensor	3.2L	Base	163.154	CPS8126-HU
ML320	Ignition Coil	3.2L	Base		IGC0143
ML320	Spark Plug Wire	3.2L	Base	To Spark Plug 1A Or 1B, 1, 163.154	IGC4778-HU
ML320	Spark Plug Wire	3.2L	Base	To Spark Plug 2A or 2B, 2, 163.154	IGC4778-HU
ML320	Spark Plug Wire	3.2L	Base	To Spark Plug 3A Or 3B, 3, 163.154	IGC4778-HU
ML320	Spark Plug Wire	3.2L	Base	To Spark Plug 4A Or 4B, 4, 163.154	IGC4778-HU
ML320	Spark Plug Wire	3.2L	Base	To Spark Plug 5A or 5B, 5, 163.154	IGC4778-HU

Vehicle	Part Type	Engine Size	Trim	Note(s)	Part Number
<b>2001 Mercedes-Benz (cont'd)</b>					
ML320	Spark Plug Wire	3.2L	Base	To Spark Plug 6A Or 6B, 6, 163.154	IGC4778-HU
ML320	Mass Air Flow Sensor	3.2L	Base	163.154	MAF8960
ML320	Manifold Absolute Pressure Sensor	3.2L	Base	163.154	PRS8211-HU
ML430	Voltage Regulator	4.3L	Base	163.172	ALR0570
ML430	Engine Crankshaft Position Sensor	4.3L	Base	163.172	CPS8119
ML430	Engine Camshaft Position Sensor	4.3L	Base	163.172	CPS8126-HU
ML430	Ignition Coil	4.3L	Base		IGC0143
ML430	Spark Plug Wire	4.3L	Base	To Spark Plug 1B, 1, 163.172	IGC4778-HU
ML430	Spark Plug Wire	4.3L	Base	To Spark Plug 2B, 2, 163.172	IGC4778-HU
ML430	Spark Plug Wire	4.3L	Base	To Spark Plug 3A Or 3B, 3, 163.172	IGC4778-HU
ML430	Spark Plug Wire	4.3L	Base	To Spark Plug 4A Or 4B, 4, 163.172	IGC4778-HU
ML430	Spark Plug Wire	4.3L	Base	To Spark Plug 5B, 5, 163.172	IGC4778-HU
ML430	Spark Plug Wire	4.3L	Base	To Spark Plug 6A Or 6B, 6, 163.172	IGC4778-HU
ML430	Spark Plug Wire	4.3L	Base	To Spark Plug 7A or 7B, 7, 163.172	IGC4778-HU
ML430	Spark Plug Wire	4.3L	Base	To Spark Plug 8A Or 8B, 8, 163.172	IGC4778-HU
ML430	Mass Air Flow Sensor	4.3L	Base	163.172	MAF8957
ML430	Manifold Absolute Pressure Sensor	4.3L	Base	163.172	PRS8211-HU
ML430	Spark Plug Wire	4.3L	Base	To Spark Plug 2A, 2, 163.172, SPECIAL ORDER ONLY	SPW4779HU-D
ML430	Spark Plug Wire	4.3L	Base	To Spark Plug 5A, 5, 163.172, SPECIAL ORDER ONLY	SPW4779HU-D
S55 AMG	ABS Wheel Speed Sensor	5.5L	Base	W/ Harness, Front, 220.173, SPECIAL ORDER ONLY	ABS1606HU-D
S55 AMG	Voltage Regulator	5.5L	Base	220.173	ALR0611
S55 AMG	Fuel Pump	5.5L	Base	To Chassis: A 234389; To Date: 30/06/2001, 220.173, SPECIAL ORDER ONLY	FUP3309-D

Vehicle	Part Type	Engine Size	Trim	Note(s)	Part Number
<b>2001 Mercedes-Benz (cont'd)</b>					
S55 AMG	Fuel Pump	5.5L	Base	From Chassis: A 191481; From Date: 30/06/2001, 220.173, SPECIAL ORDER ONLY	FUP3310HU-D
S55 AMG	Ignition Coil	5.5L	Base		IGC0143
S55 AMG	Spark Plug Wire	5.5L	Base	To Spark Plug 1B, 1, 220.173	IGC4778-HU
S55 AMG	Spark Plug Wire	5.5L	Base	To Spark Plug 2B, 2, 220.173	IGC4778-HU
S55 AMG	Spark Plug Wire	5.5L	Base	To Spark Plug 3A Or 3B, 3, 220.173	IGC4778-HU
S55 AMG	Spark Plug Wire	5.5L	Base	To Spark Plug 4A Or 4B, 4, 220.173	IGC4778-HU
S55 AMG	Spark Plug Wire	5.5L	Base	To Spark Plug 5B, 5, 220.173	IGC4778-HU
S55 AMG	Spark Plug Wire	5.5L	Base	To Spark Plug 6A Or 6B, 6, 220.173	IGC4778-HU
S55 AMG	Spark Plug Wire	5.5L	Base	To Spark Plug 7A or 7B, 7, 220.173	IGC4778-HU
S55 AMG	Spark Plug Wire	5.5L	Base	To Spark Plug 8A Or 8B, 8, 220.173	IGC4778-HU
S55 AMG	Mass Air Flow Sensor	5.5L	Base	w/ OE No. A 113 094 00 48	MAF8957
S55 AMG	Spark Plug Wire	5.5L	Base	To Spark Plug 2A, 2, 220.173, SPECIAL ORDER ONLY	SPW4779HU-D
S55 AMG	Spark Plug Wire	5.5L	Base	To Spark Plug 5A, 5, 220.173, SPECIAL ORDER ONLY	SPW4779HU-D
S430	ABS Wheel Speed Sensor	4.3L	Base	W/ Harness, Front, 220.170, SPECIAL ORDER ONLY	ABS1606HU-D
S430	Voltage Regulator	4.3L	Base	220.170	ALR0611
S430	Engine Crankshaft Position Sensor	4.3L	Base	220.170	CPS8119
S430	Engine Camshaft Position Sensor	4.3L	Base	220.170	CPS8126-HU
S430	Fuel Pump	4.3L	Base	To Chassis: A 234389; To Date: 30/06/2001, 220.170, SPECIAL ORDER ONLY	FUP3309-D
S430	Fuel Pump	4.3L	Base	From Chassis: A 191481; From Date: 30/06/2001, 220.170, SPECIAL ORDER ONLY	FUP3310HU-D
S430	Ignition Coil	4.3L	Base		IGC0143

Vehicle	Part Type	Engine Size	Trim	Note(s)	Part Number
<b>2001 Mercedes-Benz (cont'd)</b>					
S430	Spark Plug Wire	4.3L	Base	To Spark Plug 1B, 1, 220.170	IGC4778-HU
S430	Spark Plug Wire	4.3L	Base	To Spark Plug 2B, 2, 220.170	IGC4778-HU
S430	Spark Plug Wire	4.3L	Base	To Spark Plug 3A Or 3B, 3, 220.170	IGC4778-HU
S430	Spark Plug Wire	4.3L	Base	To Spark Plug 4A Or 4B, 4, 220.170	IGC4778-HU
S430	Spark Plug Wire	4.3L	Base	To Spark Plug 5B, 5, 220.170	IGC4778-HU
S430	Spark Plug Wire	4.3L	Base	To Spark Plug 6A Or 6B, 6, 220.170	IGC4778-HU
S430	Spark Plug Wire	4.3L	Base	To Spark Plug 7A or 7B, 7, 220.170	IGC4778-HU
S430	Spark Plug Wire	4.3L	Base	To Spark Plug 8A Or 8B, 8, 220.170	IGC4778-HU
S430	Mass Air Flow Sensor	4.3L	Base	220.170	MAF8957
S430	Manifold Absolute Pressure Sensor	4.3L	Base	220.170	PRS8211-HU
S430	Spark Plug Wire	4.3L	Base	To Spark Plug 2A, 2, 220.170, SPECIAL ORDER ONLY	SPW4779HU-D
S430	Spark Plug Wire	4.3L	Base	To Spark Plug 5A, 5, 220.170, SPECIAL ORDER ONLY	SPW4779HU-D
S500	ABS Wheel Speed Sensor	5.0L	Base, Guard	W/ Harness, Front, 220.175, SPECIAL ORDER ONLY	ABS1606HU-D
S500	Voltage Regulator	5.0L	Base, Guard	220.175	ALR0611
S500	Engine Crankshaft Position Sensor	5.0L	Base, Guard	220.175	CPS8119
S500	Engine Camshaft Position Sensor	5.0L	Base, Guard	220.175	CPS8126-HU
S500	Fuel Pump	5.0L	Base, Guard	To Chassis: A 234389; To Date: 30/06/2001, 220.175, SPECIAL ORDER ONLY	FUP3309-D
S500	Fuel Pump	5.0L	Base, Guard	From Chassis: A 191481; From Date: 30/06/2001, 220.175, SPECIAL ORDER ONLY	FUP3310HU-D
S500	Ignition Coil	5.0L	Base, Guard		IGC0143
S500	Spark Plug Wire	5.0L	Base, Guard	To Spark Plug 1B, 1, 220.175	IGC4778-HU
S500	Spark Plug Wire	5.0L	Base, Guard	To Spark Plug 2B, 2, 220.175	IGC4778-HU

Vehicle	Part Type	Engine Size	Trim	Note(s)	Part Number
<b>2001 Mercedes-Benz (cont'd)</b>					
S500	Spark Plug Wire	5.0L	Base, Guard	To Spark Plug 3A Or 3B, 3, 220.175	IGC4778-HU
S500	Spark Plug Wire	5.0L	Base, Guard	To Spark Plug 4A Or 4B, 4, 220.175	IGC4778-HU
S500	Spark Plug Wire	5.0L	Base, Guard	To Spark Plug 5B, 5, 220.175	IGC4778-HU
S500	Spark Plug Wire	5.0L	Base, Guard	To Spark Plug 6A Or 6B, 6, 220.175	IGC4778-HU
S500	Spark Plug Wire	5.0L	Base, Guard	To Spark Plug 7A or 7B, 7, 220.175	IGC4778-HU
S500	Spark Plug Wire	5.0L	Base, Guard	To Spark Plug 8A Or 8B, 8, 220.175	IGC4778-HU
S500	Mass Air Flow Sensor	5.0L	Base, Guard	220.175	MAF8957
S500	Manifold Absolute Pressure Sensor	5.0L	Base, Guard	220.175	PRS8211-HU
S500	Spark Plug Wire	5.0L	Base, Guard	To Spark Plug 2A, 2, 220.175, SPECIAL ORDER ONLY	SPW4779HU-D
S500	Spark Plug Wire	5.0L	Base, Guard	To Spark Plug 5A, 5, 220.175, SPECIAL ORDER ONLY	SPW4779HU-D
S600	ABS Wheel Speed Sensor	5.8L	Base	W/ Harness, Front, 220.178, SPECIAL ORDER ONLY	ABS1606HU-D
S600	Engine Crankshaft Position Sensor	5.8L	Base	220.178	CPS8119
S600	Fuel Pump	5.8L	Base	To Chassis: A 234389; To Date: 30/06/2001, 220.178, SPECIAL ORDER ONLY	FUP3309-D
S600	Fuel Pump	5.8L	Base	From Chassis: A 191481; From Date: 30/06/2001, 220.178, SPECIAL ORDER ONLY	FUP3310HU-D
S600	Ignition Coil	5.8L	Base	Left, 220.178	IGC8711-D
S600	Ignition Coil	5.8L	Base	Right, 220.178	IGC8711-D
S600	Mass Air Flow Sensor	5.8L	Base	220.178	MAF8957
S600	Manifold Absolute Pressure Sensor	5.8L	Base	220.178	PRS8211-HU
SL500	Engine Crankshaft Position Sensor	5.0L	Base	129.068	CPS8119
SL500	Engine Camshaft Position Sensor	5.0L	Base	129.068	CPS8126-HU

Vehicle	Part Type	Engine Size	Trim	Note(s)	Part Number
<b>2001 Mercedes-Benz (cont'd)</b>					
SL500	Fuel Pump	5.0L	Base	USA, 129.068, SPECIAL ORDER ONLY	FUP3309-D
SL500	Ignition Coil	5.0L	Base		IGC0143
SL500	Spark Plug Wire	5.0L	Base	To Spark Plug 1B, 1, 129.068	IGC4778-HU
SL500	Spark Plug Wire	5.0L	Base	To Spark Plug 2B, 2, 129.068	IGC4778-HU
SL500	Spark Plug Wire	5.0L	Base	To Spark Plug 3A Or 3B, 3, 129.068	IGC4778-HU
SL500	Spark Plug Wire	5.0L	Base	To Spark Plug 4A Or 4B, 4, 129.068	IGC4778-HU
SL500	Spark Plug Wire	5.0L	Base	To Spark Plug 5B, 5, 129.068	IGC4778-HU
SL500	Spark Plug Wire	5.0L	Base	To Spark Plug 6A Or 6B, 6, 129.068	IGC4778-HU
SL500	Spark Plug Wire	5.0L	Base	To Spark Plug 7A or 7B, 7, 129.068	IGC4778-HU
SL500	Spark Plug Wire	5.0L	Base	To Spark Plug 8A Or 8B, 8, 129.068	IGC4778-HU
SL500	Mass Air Flow Sensor	5.0L	Base	129.068	MAF8957
SL500	Spark Plug Wire	5.0L	Base	To Spark Plug 2A, 2, 129.068, SPECIAL ORDER ONLY	SPW4779HU-D
SL500	Spark Plug Wire	5.0L	Base	To Spark Plug 5A, 5, 129.068, SPECIAL ORDER ONLY	SPW4779HU-D
SL600	Voltage Regulator	6.0L	Base		ALR0555
SL600	Engine Camshaft Position Sensor	6.0L	Base	129.076	CPS8126-HU
SL600	Fuel Pump	6.0L	Base	USA, 129.076, SPECIAL ORDER ONLY	FUP3309-D
SLK230	ABS Wheel Speed Sensor	2.3L	Kompressor	W/ Harness, Front Left, 170.449, SPECIAL ORDER ONLY	ABS1608HU-D
SLK230	ABS Wheel Speed Sensor	2.3L	Kompressor	W/ Harness, Front Right, 170.449, SPECIAL ORDER ONLY	ABS1609HU-D
SLK230	Engine Crankshaft Position Sensor	2.3L	Kompressor	170.449	CPS8119
SLK230	Engine Camshaft Position Sensor	2.3L	Kompressor	170.449	CPS8126-HU
SLK230	Fuel Pump	2.3L	Kompressor	170.449, SPECIAL ORDER ONLY	FUP3309-D
SLK230	Ignition Coil	2.3L	Kompressor	170.449	IGC3833-D



Vehicle	Part Type	Engine Size	Trim	Note(s)	Part Number
<b>2001 Mercedes-Benz (cont'd)</b>					
SLK320	ABS Wheel Speed Sensor	3.2L	Base	W/ Harness, Front Left, 170.465, SPECIAL ORDER ONLY	ABS1608HU-D
SLK320	ABS Wheel Speed Sensor	3.2L	Base	W/ Harness, Front Right, 170.465, SPECIAL ORDER ONLY	ABS1609HU-D
SLK320	Voltage Regulator	3.2L	Base	170.465	ALR0570
SLK320	Engine Crankshaft Position Sensor	3.2L	Base	170.465	CPS8119
SLK320	Engine Camshaft Position Sensor	3.2L	Base	170.465	CPS8126-HU
SLK320	Fuel Pump	3.2L	Base	170.465, SPECIAL ORDER ONLY	FUP3309-D
SLK320	Ignition Coil	3.2L	Base		IGC0143
SLK320	Spark Plug Wire	3.2L	Base	To Spark Plug 1A Or 1B, 1, 170.465	IGC4778-HU
SLK320	Spark Plug Wire	3.2L	Base	To Spark Plug 2A or 2B, 2, 170.465	IGC4778-HU
SLK320	Spark Plug Wire	3.2L	Base	To Spark Plug 4A Or 4B, 4, 170.465	IGC4778-HU
SLK320	Spark Plug Wire	3.2L	Base	To Spark Plug 5A or 5B, 5, 170.465	IGC4778-HU
SLK320	Mass Air Flow Sensor	3.2L	Base	170.465	MAF8960
SLK320	Manifold Absolute Pressure Sensor	3.2L	Base	170.465	PRS8211-HU
<b>2002 Mercedes-Benz</b>					
C32 AMG	ABS Wheel Speed Sensor	3.2L	Base	W/ Harness, Front, 203.065	ABS1600-HU
C32 AMG	ABS Wheel Speed Sensor	3.2L	Base	W/ Harness, Rear Right, 203.065, SPECIAL ORDER ONLY	ABS1616HU-D
C32 AMG	Voltage Regulator	3.2L	Base	70A BOSCH, 203.065	ALR0570
C32 AMG	Engine Crankshaft Position Sensor	3.2L	Base	203.065	CPS8119
C32 AMG	Engine Camshaft Position Sensor	3.2L	Base	203.065	CPS8126-HU
C32 AMG	Ignition Coil	3.2L	Base		IGC0143
C32 AMG	Spark Plug Wire	3.2L	Base	To Spark Plug 1A Or 1B, 1, Supercharged, 203.065	IGC4778-HU
C32 AMG	Spark Plug Wire	3.2L	Base	To Spark Plug 2A or 2B, 2, Supercharged, 203.065	IGC4778-HU

Vehicle	Part Type	Engine Size	Trim	Note(s)	Part Number
<b>2002 Mercedes-Benz (cont'd)</b>					
C32 AMG	Spark Plug Wire	3.2L	Base	To Spark Plug 4A Or 4B, 4, Supercharged, 203.065	IGC4778-HU
C32 AMG	Spark Plug Wire	3.2L	Base	To Spark Plug 5A or 5B, 5, Supercharged, 203.065	IGC4778-HU
C230	ABS Wheel Speed Sensor	2.3L	Kompressor	W/ Harness, Front, 203.747	ABS1600-HU
C230	ABS Wheel Speed Sensor	2.3L	Kompressor	W/ Harness, Rear Right, 203.747, SPECIAL ORDER ONLY	ABS1616HU-D
C230	Voltage Regulator	2.3L	Kompressor	203.747	ALR0570
C230	Engine Crankshaft Position Sensor	2.3L	Kompressor	203.747	CPS8119
C230	Engine Camshaft Position Sensor	2.3L	Kompressor	203.747	CPS8126-HU
C230	Fuel Pump Module Assembly	2.3L	Kompressor	From Chassis: A 252580, 203.747, SPECIAL ORDER ONLY	FUP3393HU-D
C230	Fuel Pump Module Assembly	2.3L	Kompressor	To Chassis: A 252579; To Date: 27/09/2001, 203.747, SPECIAL ORDER ONLY	FUP3396HU-D
C230	Ignition Coil	2.3L	Kompressor	203.747	IGC3833-D
C240	ABS Wheel Speed Sensor	2.6L	Base	W/ Harness, Front, 203.061	ABS1600-HU
C240	ABS Wheel Speed Sensor	2.6L	Base	W/ Harness, Rear Right, 203.061, SPECIAL ORDER ONLY	ABS1616HU-D
C240	Voltage Regulator	2.6L	Base	70A BOSCH, 203.061	ALR0570
C240	Voltage Regulator	2.6L	Base	90A BOSCH, 203.061	ALR0573
C240	Engine Crankshaft Position Sensor	2.6L	Base	203.061	CPS8119
C240	Engine Camshaft Position Sensor	2.6L	Base	203.061	CPS8126-HU
C240	Fuel Pump Module Assembly	2.6L	Base	From Chassis: R 042895; E 002500; A 252580; F 182331 (EXC F 183501; F 184173; F 185369), 203.061, SPECIAL ORDER ONLY	FUP3393HU-D

Vehicle	Part Type	Engine Size	Trim	Note(s)	Part Number
<b>2002 Mercedes-Benz (cont'd)</b>					
C240	Fuel Pump Module Assembly	2.6L	Base	To Chassis: R 042894; E 002499; A 252579; F 182330 (EXC F 183501; F 184173; F 185369); To Date: 20/12/2001), 203.061, SPECIAL ORDER ONLY	FUP3396HU-D
C240	Ignition Coil	2.6L	Base	203.061	IGC0143
C240	Spark Plug Wire	2.6L	Base	To Spark Plug 1A Or 1B, 1, 203.061	IGC4778-HU
C240	Spark Plug Wire	2.6L	Base	To Spark Plug 2A or 2B, 2, 203.061	IGC4778-HU
C240	Spark Plug Wire	2.6L	Base	To Spark Plug 3A Or 3B, 3, 203.061	IGC4778-HU
C240	Spark Plug Wire	2.6L	Base	To Spark Plug 4A Or 4B, 4, 203.061	IGC4778-HU
C240	Spark Plug Wire	2.6L	Base	To Spark Plug 5A or 5B, 5, 203.061	IGC4778-HU
C240	Spark Plug Wire	2.6L	Base	To Spark Plug 6A Or 6B, 6, 203.061	IGC4778-HU
C240	Mass Air Flow Sensor	2.6L	Base	203.061	MAF8960
C240	Manifold Absolute Pressure Sensor	2.6L	Base	203.061	PRS8211-HU
C320	ABS Wheel Speed Sensor	3.2L	Base	W/ Harness, Front, 203.064	ABS1600-HU
C320	ABS Wheel Speed Sensor	3.2L	Base	W/ Harness, Front, 203.264	ABS1600-HU
C320	ABS Wheel Speed Sensor	3.2L	Base	W/ Harness, Rear Right, 203.064, SPECIAL ORDER ONLY	ABS1616HU-D
C320	ABS Wheel Speed Sensor	3.2L	Base	W/ Harness, Rear Right, 203.264, SPECIAL ORDER ONLY	ABS1616HU-D
C320	Voltage Regulator	3.2L	Base	70A BOSCH, 203.064	ALR0570
C320	Voltage Regulator	3.2L	Base	70A BOSCH, 203.264	ALR0570
C320	Voltage Regulator	3.2L	Base	90A BOSCH, 203.064	ALR0573
C320	Voltage Regulator	3.2L	Base	90A BOSCH, 203.264	ALR0573
C320	Engine Crankshaft Position Sensor	3.2L	Base	203.064	CPS8119
C320	Engine Crankshaft Position Sensor	3.2L	Base	203.264	CPS8119

Vehicle	Part Type	Engine Size	Trim	Note(s)	Part Number
<b>2002 Mercedes-Benz (cont'd)</b>					
C320	Engine Camshaft Position Sensor	3.2L	Base	203.064	CPS8126-HU
C320	Engine Camshaft Position Sensor	3.2L	Base	203.264	CPS8126-HU
C320	Fuel Pump Module Assembly	3.2L	Base	From Chassis: F 182331 (EXC F 183501; F 184173; F 185369), 203.264, SPECIAL ORDER ONLY	FUP3393HU-D
C320	Fuel Pump Module Assembly	3.2L	Base	From Chassis: R 042895; E 002500; A 252580; F 182331 (EXC F 183501; F 184173; F 185369), 203.064, SPECIAL ORDER ONLY	FUP3393HU-D
C320	Fuel Pump Module Assembly	3.2L	Base	To Chassis: F 182330 (INCL F 183501; F 184173; F 185369); To Date: 14/09/2001, 203.264, SPECIAL ORDER ONLY	FUP3396HU-D
C320	Fuel Pump Module Assembly	3.2L	Base	To Chassis: R 042894; E 002499; A 252579; F 182330 (EXC F 183501; F 184173; F 185369); To Date: 20/12/2001), 203.064, SPECIAL ORDER ONLY	FUP3396HU-D
C320	Ignition Coil	3.2L	Avantgarde, Base, Classic, Elegance		IGC0143
C320	Spark Plug Wire	3.2L	Base	To Spark Plug 1A Or 1B, 1, 203.064	IGC4778-HU
C320	Spark Plug Wire	3.2L	Base	To Spark Plug 1A Or 1B, 1, 203.264	IGC4778-HU
C320	Spark Plug Wire	3.2L	Base	To Spark Plug 2A or 2B, 2, 203.064	IGC4778-HU
C320	Spark Plug Wire	3.2L	Base	To Spark Plug 2A or 2B, 2, 203.264	IGC4778-HU
C320	Spark Plug Wire	3.2L	Base	To Spark Plug 3A Or 3B, 3, 203.064	IGC4778-HU
C320	Spark Plug Wire	3.2L	Base	To Spark Plug 3A Or 3B, 3, 203.264	IGC4778-HU
C320	Spark Plug Wire	3.2L	Base	To Spark Plug 4A Or 4B, 4, 203.064	IGC4778-HU
C320	Spark Plug Wire	3.2L	Base	To Spark Plug 4A Or 4B, 4, 203.264	IGC4778-HU

Vehicle	Part Type	Engine Size	Trim	Note(s)	Part Number
<b>2002 Mercedes-Benz (cont'd)</b>					
C320	Spark Plug Wire	3.2L	Base	To Spark Plug 5A or 5B, 5, 203.064	IGC4778-HU
C320	Spark Plug Wire	3.2L	Base	To Spark Plug 5A or 5B, 5, 203.264	IGC4778-HU
C320	Spark Plug Wire	3.2L	Base	To Spark Plug 6A Or 6B, 6, 203.064	IGC4778-HU
C320	Spark Plug Wire	3.2L	Base	To Spark Plug 6A Or 6B, 6, 203.264	IGC4778-HU
C320	Mass Air Flow Sensor	3.2L	Base	203.064	MAF8960
C320	Mass Air Flow Sensor	3.2L	Base	203.264	MAF8960
C320	Manifold Absolute Pressure Sensor	3.2L	Base	203.064	PRS8211-HU
C320	Manifold Absolute Pressure Sensor	3.2L	Base	203.264	PRS8211-HU
CL55 AMG	ABS Wheel Speed Sensor	5.5L	Base	W/ Harness, Front, 215.373, SPECIAL ORDER ONLY	ABS1606HU-D
CL55 AMG	Voltage Regulator	5.5L	Base	Bosch Design, GAS, 113.984	ALR0608
CL55 AMG	Voltage Regulator	5.5L	Base	Bosch Design, GAS, 113.984	ALR0611
CL55 AMG	Fuel Pump	5.5L	Base	From Chassis: A 014721, 215.373, SPECIAL ORDER ONLY	FUP3310HU-D
CL55 AMG	Ignition Coil	5.5L	Base		IGC0143
CL55 AMG	Spark Plug Wire	5.5L	Base	To Spark Plug 1B, 1, 215.373	IGC4778-HU
CL55 AMG	Spark Plug Wire	5.5L	Base	To Spark Plug 2B, 2, 215.373	IGC4778-HU
CL55 AMG	Spark Plug Wire	5.5L	Base	To Spark Plug 3A Or 3B, 3, 215.373	IGC4778-HU
CL55 AMG	Spark Plug Wire	5.5L	Base	To Spark Plug 4A Or 4B, 4, 215.373	IGC4778-HU
CL55 AMG	Spark Plug Wire	5.5L	Base	To Spark Plug 5B, 5, 215.373	IGC4778-HU
CL55 AMG	Spark Plug Wire	5.5L	Base	To Spark Plug 6A Or 6B, 6, 215.373	IGC4778-HU
CL55 AMG	Spark Plug Wire	5.5L	Base	To Spark Plug 7A or 7B, 7, 215.373	IGC4778-HU
CL55 AMG	Spark Plug Wire	5.5L	Base	To Spark Plug 8A Or 8B, 8, 215.373	IGC4778-HU
CL55 AMG	Mass Air Flow Sensor	5.5L	Base	w/ OE No. A 113 094 00 48	MAF8957
CL55 AMG	Spark Plug Wire	5.5L	Base	To Spark Plug 2A, 2, 215.373, SPECIAL ORDER ONLY	SPW4779HU-D

Vehicle	Part Type	Engine Size	Trim	Note(s)	Part Number
<b>2002 Mercedes-Benz (cont'd)</b>					
CL55 AMG	Spark Plug Wire	5.5L	Base	To Spark Plug 5A, 5, 215.373, SPECIAL ORDER ONLY	SPW4779HU-D
CL500	ABS Wheel Speed Sensor	5.0L	Base	W/ Harness, Front, 215.375, SPECIAL ORDER ONLY	ABS1606HU-D
CL500	Voltage Regulator	5.0L	Base	215.375	ALR0611
CL500	Engine Crankshaft Position Sensor	5.0L	Base	215.375	CPS8119
CL500	Engine Camshaft Position Sensor	5.0L	Base	215.375	CPS8126-HU
CL500	Fuel Pump	5.0L	Base	From Chassis: A 014721, 215.375, SPECIAL ORDER ONLY	FUP3310HU-D
CL500	Ignition Coil	5.0L	Base		IGC0143
CL500	Spark Plug Wire	5.0L	Base	To Spark Plug 1B, 1, 215.375	IGC4778-HU
CL500	Spark Plug Wire	5.0L	Base	To Spark Plug 2B, 2, 215.375	IGC4778-HU
CL500	Spark Plug Wire	5.0L	Base	To Spark Plug 3A Or 3B, 3, 215.375	IGC4778-HU
CL500	Spark Plug Wire	5.0L	Base	To Spark Plug 4A Or 4B, 4, 215.375	IGC4778-HU
CL500	Spark Plug Wire	5.0L	Base	To Spark Plug 5B, 5, 215.375	IGC4778-HU
CL500	Spark Plug Wire	5.0L	Base	To Spark Plug 6A Or 6B, 6, 215.375	IGC4778-HU
CL500	Spark Plug Wire	5.0L	Base	To Spark Plug 7A or 7B, 7, 215.375	IGC4778-HU
CL500	Spark Plug Wire	5.0L	Base	To Spark Plug 8A Or 8B, 8, 215.375	IGC4778-HU
CL500	Mass Air Flow Sensor	5.0L	Base	215.375	MAF8957
CL500	Manifold Absolute Pressure Sensor	5.0L	Base	215.375	PRS8211-HU
CL500	Spark Plug Wire	5.0L	Base	To Spark Plug 2A, 2, 215.375, SPECIAL ORDER ONLY	SPW4779HU-D
CL500	Spark Plug Wire	5.0L	Base	To Spark Plug 5A, 5, 215.375, SPECIAL ORDER ONLY	SPW4779HU-D
CL600	ABS Wheel Speed Sensor	5.8L	Base	W/ Harness, Front, 215.378, SPECIAL ORDER ONLY	ABS1606HU-D
CL600	Engine Crankshaft Position Sensor	5.8L	Base	215.378	CPS8119

Vehicle	Part Type	Engine Size	Trim	Note(s)	Part Number
<b>2002 Mercedes-Benz (cont'd)</b>					
CL600	Fuel Pump	5.8L	Base	From Chassis: A 014721, 215.378, SPECIAL ORDER ONLY	FUP3310HU-D
CL600	Mass Air Flow Sensor	5.8L	Base	215.378	MAF8957
CL600	Manifold Absolute Pressure Sensor	5.8L	Base	215.378	PRS8211-HU
CLK55 AMG	Fuel Pump	5.5L	Base	USA, 208.374, SPECIAL ORDER ONLY	FUP3309-D
CLK55 AMG	Fuel Pump	5.5L	Base	USA, 208.474, SPECIAL ORDER ONLY	FUP3309-D
CLK55 AMG	Ignition Coil	5.5L	Base		IGC0143
CLK55 AMG	Spark Plug Wire	5.5L	Base	To Spark Plug 1B, 1, 208.374	IGC4778-HU
CLK55 AMG	Spark Plug Wire	5.5L	Base	To Spark Plug 1B, 1, 208.474	IGC4778-HU
CLK55 AMG	Spark Plug Wire	5.5L	Base	To Spark Plug 2B, 2, 208.374	IGC4778-HU
CLK55 AMG	Spark Plug Wire	5.5L	Base	To Spark Plug 2B, 2, 208.474	IGC4778-HU
CLK55 AMG	Spark Plug Wire	5.5L	Base	To Spark Plug 3A Or 3B, 3, 208.374	IGC4778-HU
CLK55 AMG	Spark Plug Wire	5.5L	Base	To Spark Plug 3A Or 3B, 3, 208.474	IGC4778-HU
CLK55 AMG	Spark Plug Wire	5.5L	Base	To Spark Plug 4A Or 4B, 4, 208.374	IGC4778-HU
CLK55 AMG	Spark Plug Wire	5.5L	Base	To Spark Plug 4A Or 4B, 4, 208.474	IGC4778-HU
CLK55 AMG	Spark Plug Wire	5.5L	Base	To Spark Plug 5B, 5, 208.374	IGC4778-HU
CLK55 AMG	Spark Plug Wire	5.5L	Base	To Spark Plug 5B, 5, 208.474	IGC4778-HU
CLK55 AMG	Spark Plug Wire	5.5L	Base	To Spark Plug 6A Or 6B, 6, 208.374	IGC4778-HU
CLK55 AMG	Spark Plug Wire	5.5L	Base	To Spark Plug 6A Or 6B, 6, 208.474	IGC4778-HU
CLK55 AMG	Spark Plug Wire	5.5L	Base	To Spark Plug 7A or 7B, 7, 208.374	IGC4778-HU
CLK55 AMG	Spark Plug Wire	5.5L	Base	To Spark Plug 7A or 7B, 7, 208.474	IGC4778-HU
CLK55 AMG	Spark Plug Wire	5.5L	Base	To Spark Plug 8A Or 8B, 8, 208.374	IGC4778-HU
CLK55 AMG	Spark Plug Wire	5.5L	Base	To Spark Plug 8A Or 8B, 8, 208.474	IGC4778-HU
CLK55 AMG	Mass Air Flow Sensor	5.5L	Base	w/ OE No. A 113 094 00 48, USA	MAF8957

Vehicle	Part Type	Engine Size	Trim	Note(s)	Part Number
<b>2002 Mercedes-Benz (cont'd)</b>					
CLK55 AMG	Spark Plug Wire	5.5L	Base	To Spark Plug 2A, 2, 208.374, SPECIAL ORDER ONLY	SPW4779HU-D
CLK55 AMG	Spark Plug Wire	5.5L	Base	To Spark Plug 2A, 2, 208.474, SPECIAL ORDER ONLY	SPW4779HU-D
CLK55 AMG	Spark Plug Wire	5.5L	Base	To Spark Plug 5A, 5, 208.374, SPECIAL ORDER ONLY	SPW4779HU-D
CLK55 AMG	Spark Plug Wire	5.5L	Base	To Spark Plug 5A, 5, 208.474, SPECIAL ORDER ONLY	SPW4779HU-D
CLK320	Voltage Regulator	3.2L	Base	Bosch Design, GAS, 112.940	ALR0608
CLK320	Voltage Regulator	3.2L	Base	Valeo Motorola Design, GAS, 112.940	ALR0696
CLK320	Engine Crankshaft Position Sensor	3.2L	Base	208.365	CPS8119
CLK320	Engine Crankshaft Position Sensor	3.2L	Base	208.465	CPS8119
CLK320	Engine Camshaft Position Sensor	3.2L	Base	208.365	CPS8126-HU
CLK320	Engine Camshaft Position Sensor	3.2L	Base	208.465	CPS8126-HU
CLK320	Fuel Pump	3.2L	Base	USA, 208.365, SPECIAL ORDER ONLY	FUP3308-D
CLK320	Fuel Pump	3.2L	Base	USA, 208.465, SPECIAL ORDER ONLY	FUP3308-D
CLK320	Ignition Coil	3.2L	Base		IGC0143
CLK320	Spark Plug Wire	3.2L	Base	To Spark Plug 1A Or 1B, 1, 208.365	IGC4778-HU
CLK320	Spark Plug Wire	3.2L	Base	To Spark Plug 1A Or 1B, 1, 208.465	IGC4778-HU
CLK320	Spark Plug Wire	3.2L	Base	To Spark Plug 2A or 2B, 2, 208.365	IGC4778-HU
CLK320	Spark Plug Wire	3.2L	Base	To Spark Plug 2A or 2B, 2, 208.465	IGC4778-HU
CLK320	Spark Plug Wire	3.2L	Base	To Spark Plug 3A Or 3B, 3, 208.365	IGC4778-HU
CLK320	Spark Plug Wire	3.2L	Base	To Spark Plug 3A Or 3B, 3, 208.465	IGC4778-HU
CLK320	Spark Plug Wire	3.2L	Base	To Spark Plug 4A Or 4B, 4, 208.365	IGC4778-HU



Vehicle	Part Type	Engine Size	Trim	Note(s)	Part Number
<b>2002 Mercedes-Benz (cont'd)</b>					
CLK320	Spark Plug Wire	3.2L	Base	To Spark Plug 4A Or 4B, 4, 208.465	IGC4778-HU
CLK320	Spark Plug Wire	3.2L	Base	To Spark Plug 5A or 5B, 5, 208.365	IGC4778-HU
CLK320	Spark Plug Wire	3.2L	Base	To Spark Plug 5A or 5B, 5, 208.465	IGC4778-HU
CLK320	Spark Plug Wire	3.2L	Base	To Spark Plug 6A Or 6B, 6, 208.365	IGC4778-HU
CLK320	Spark Plug Wire	3.2L	Base	To Spark Plug 6A Or 6B, 6, 208.465	IGC4778-HU
CLK320	Mass Air Flow Sensor	3.2L	Base	USA, 208.365	MAF8960
CLK320	Mass Air Flow Sensor	3.2L	Base	USA, 208.465	MAF8960
CLK320	Manifold Absolute Pressure Sensor	3.2L	Base	208.365	PRS8211-HU
CLK320	Manifold Absolute Pressure Sensor	3.2L	Base	208.465	PRS8211-HU
CLK430	Engine Crankshaft Position Sensor	4.3L	Base	208.370	CPS8119
CLK430	Engine Crankshaft Position Sensor	4.3L	Base	208.470	CPS8119
CLK430	Engine Camshaft Position Sensor	4.3L	Base	208.370	CPS8126-HU
CLK430	Engine Camshaft Position Sensor	4.3L	Base	208.470	CPS8126-HU
CLK430	Fuel Pump	4.3L	Base	USA, 208.370, SPECIAL ORDER ONLY	FUP3309-D
CLK430	Fuel Pump	4.3L	Base	USA, 208.470, SPECIAL ORDER ONLY	FUP3309-D
CLK430	Ignition Coil	4.3L	Base		IGC0143
CLK430	Spark Plug Wire	4.3L	Base	To Spark Plug 1B, 1, 208.370	IGC4778-HU
CLK430	Spark Plug Wire	4.3L	Base	To Spark Plug 1B, 1, 208.470	IGC4778-HU
CLK430	Spark Plug Wire	4.3L	Base	To Spark Plug 2B, 2, 208.370	IGC4778-HU
CLK430	Spark Plug Wire	4.3L	Base	To Spark Plug 2B, 2, 208.470	IGC4778-HU
CLK430	Spark Plug Wire	4.3L	Base	To Spark Plug 3A Or 3B, 3, 208.370	IGC4778-HU
CLK430	Spark Plug Wire	4.3L	Base	To Spark Plug 3A Or 3B, 3, 208.470	IGC4778-HU
CLK430	Spark Plug Wire	4.3L	Base	To Spark Plug 4A Or 4B, 4, 208.370	IGC4778-HU
CLK430	Spark Plug Wire	4.3L	Base	To Spark Plug 4A Or 4B, 4, 208.470	IGC4778-HU

Vehicle	Part Type	Engine Size	Trim	Note(s)	Part Number
<b>2002 Mercedes-Benz (cont'd)</b>					
CLK430	Spark Plug Wire	4.3L	Base	To Spark Plug 5B, 5, 208.370	IGC4778-HU
CLK430	Spark Plug Wire	4.3L	Base	To Spark Plug 5B, 5, 208.470	IGC4778-HU
CLK430	Spark Plug Wire	4.3L	Base	To Spark Plug 6A Or 6B, 6, 208.370	IGC4778-HU
CLK430	Spark Plug Wire	4.3L	Base	To Spark Plug 6A Or 6B, 6, 208.470	IGC4778-HU
CLK430	Spark Plug Wire	4.3L	Base	To Spark Plug 7A or 7B, 7, 208.370	IGC4778-HU
CLK430	Spark Plug Wire	4.3L	Base	To Spark Plug 7A or 7B, 7, 208.470	IGC4778-HU
CLK430	Spark Plug Wire	4.3L	Base	To Spark Plug 8A Or 8B, 8, 208.370	IGC4778-HU
CLK430	Spark Plug Wire	4.3L	Base	To Spark Plug 8A Or 8B, 8, 208.470	IGC4778-HU
CLK430	Mass Air Flow Sensor	4.3L	Base	208.370	MAF8957
CLK430	Mass Air Flow Sensor	4.3L	Base	208.470	MAF8957
CLK430	Manifold Absolute Pressure Sensor	4.3L	Base	208.370	PRS8211-HU
CLK430	Manifold Absolute Pressure Sensor	4.3L	Base	208.470	PRS8211-HU
CLK430	Spark Plug Wire	4.3L	Base	To Spark Plug 2A, 2, 208.370, SPECIAL ORDER ONLY	SPW4779HU-D
CLK430	Spark Plug Wire	4.3L	Base	To Spark Plug 2A, 2, 208.470, SPECIAL ORDER ONLY	SPW4779HU-D
CLK430	Spark Plug Wire	4.3L	Base	To Spark Plug 5A, 5, 208.370, SPECIAL ORDER ONLY	SPW4779HU-D
CLK430	Spark Plug Wire	4.3L	Base	To Spark Plug 5A, 5, 208.470, SPECIAL ORDER ONLY	SPW4779HU-D
E55 AMG	ABS Wheel Speed Sensor	5.5L	Base	W/ Harness, Rear Right, 210.074, SPECIAL ORDER ONLY	ABS1636HU-D
E55 AMG	Fuel Pump	5.5L	Base	210.074, SPECIAL ORDER ONLY	FUP3309-D
E55 AMG	Ignition Coil	5.5L	Base		IGC0143
E55 AMG	Spark Plug Wire	5.5L	Base	To Spark Plug 1B, 1, 210.074	IGC4778-HU
E55 AMG	Spark Plug Wire	5.5L	Base	To Spark Plug 2B, 2, 210.074	IGC4778-HU

Vehicle	Part Type	Engine Size	Trim	Note(s)	Part Number
<b>2002 Mercedes-Benz (cont'd)</b>					
E55 AMG	Spark Plug Wire	5.5L	Base	To Spark Plug 3A Or 3B, 3, 210.074	IGC4778-HU
E55 AMG	Spark Plug Wire	5.5L	Base	To Spark Plug 4A Or 4B, 4, 210.074	IGC4778-HU
E55 AMG	Spark Plug Wire	5.5L	Base	To Spark Plug 5B, 5, 210.074	IGC4778-HU
E55 AMG	Spark Plug Wire	5.5L	Base	To Spark Plug 6A Or 6B, 6, 210.074	IGC4778-HU
E55 AMG	Spark Plug Wire	5.5L	Base	To Spark Plug 7A or 7B, 7, 210.074	IGC4778-HU
E55 AMG	Spark Plug Wire	5.5L	Base	To Spark Plug 8A Or 8B, 8, 210.074	IGC4778-HU
E55 AMG	Mass Air Flow Sensor	5.5L	Base	w/ OE No. A 113 094 00 48	MAF8957
E55 AMG	Spark Plug Wire	5.5L	Base	To Spark Plug 2A, 2, 210.074, SPECIAL ORDER ONLY	SPW4779HU-D
E55 AMG	Spark Plug Wire	5.5L	Base	To Spark Plug 5A, 5, 210.074, SPECIAL ORDER ONLY	SPW4779HU-D
E320	ABS Wheel Speed Sensor	3.2L	Base	W/ Harness, Rear Right, 210.065, SPECIAL ORDER ONLY	ABS1636HU-D
E320	ABS Wheel Speed Sensor	3.2L	4Matic	W/ Harness, Rear Right, 210.082, SPECIAL ORDER ONLY	ABS1636HU-D
E320	ABS Wheel Speed Sensor	3.2L	Base	W/ Harness, Rear Right, 210.265, SPECIAL ORDER ONLY	ABS1636HU-D
E320	ABS Wheel Speed Sensor	3.2L	4Matic	W/ Harness, Rear Right, 210.282, SPECIAL ORDER ONLY	ABS1636HU-D
E320	Voltage Regulator	3.2L	Base	GAS, 112.941	ALR0555
E320	Voltage Regulator	3.2L	Base	GAS, 112.941	ALR0696
E320	Engine Crankshaft Position Sensor	3.2L	Base	From Engine # 30 370999; 000001, 210.065	CPS8119
E320	Engine Crankshaft Position Sensor	3.2L	4Matic	From Engine # 30 370999; 000001, 210.082	CPS8119
E320	Engine Crankshaft Position Sensor	3.2L	Base	From Engine # 30 370999; 000001, 210.265	CPS8119
E320	Engine Crankshaft Position Sensor	3.2L	4Matic	From Engine # 30 370999; 000001, 210.282	CPS8119

Vehicle	Part Type	Engine Size	Trim	Note(s)	Part Number
<b>2002 Mercedes-Benz (cont'd)</b>					
E320	Engine Crankshaft Position Sensor	3.2L	Base	To Engine # 30 370998; 000000, 210.065	CPS8124HU-D
E320	Engine Crankshaft Position Sensor	3.2L	4Matic	To Engine # 30 370998; 000000, 210.082	CPS8124HU-D
E320	Engine Crankshaft Position Sensor	3.2L	Base	To Engine # 30 370998; 000000, 210.265	CPS8124HU-D
E320	Engine Crankshaft Position Sensor	3.2L	4Matic	To Engine # 30 370998; 000000, 210.282	CPS8124HU-D
E320	Engine Camshaft Position Sensor	3.2L	Base	210.065	CPS8126-HU
E320	Engine Camshaft Position Sensor	3.2L	4Matic	210.082	CPS8126-HU
E320	Engine Camshaft Position Sensor	3.2L	Base	210.265	CPS8126-HU
E320	Engine Camshaft Position Sensor	3.2L	4Matic	210.282	CPS8126-HU
E320	Fuel Pump	3.2L	Base	210.065, SPECIAL ORDER ONLY	FUP3309-D
E320	Fuel Pump	3.2L	4Matic	210.082, SPECIAL ORDER ONLY	FUP3309-D
E320	Fuel Pump	3.2L	Base	210.265, SPECIAL ORDER ONLY	FUP3309-D
E320	Fuel Pump	3.2L	4Matic	210.282, SPECIAL ORDER ONLY	FUP3309-D
E320	Ignition Coil	3.2L	4Matic, Base		IGC0143
E320	Spark Plug Wire	3.2L	Base	To Spark Plug 1A Or 1B, 1, 210.065	IGC4778-HU
E320	Spark Plug Wire	3.2L	4Matic	To Spark Plug 1A Or 1B, 1, 210.082	IGC4778-HU
E320	Spark Plug Wire	3.2L	Base	To Spark Plug 1A Or 1B, 1, 210.265	IGC4778-HU
E320	Spark Plug Wire	3.2L	4Matic	To Spark Plug 1A Or 1B, 1, 210.282	IGC4778-HU
E320	Spark Plug Wire	3.2L	Base	To Spark Plug 2A or 2B, 2, 210.065	IGC4778-HU
E320	Spark Plug Wire	3.2L	4Matic	To Spark Plug 2A or 2B, 2, 210.082	IGC4778-HU
E320	Spark Plug Wire	3.2L	Base	To Spark Plug 2A or 2B, 2, 210.265	IGC4778-HU
E320	Spark Plug Wire	3.2L	4Matic	To Spark Plug 2A or 2B, 2, 210.282	IGC4778-HU
E320	Spark Plug Wire	3.2L	Base	To Spark Plug 3A Or 3B, 3, 210.065	IGC4778-HU
E320	Spark Plug Wire	3.2L	4Matic	To Spark Plug 3A Or 3B, 3, 210.082	IGC4778-HU

Vehicle	Part Type	Engine Size	Trim	Note(s)	Part Number
<b>2002 Mercedes-Benz (cont'd)</b>					
E320	Spark Plug Wire	3.2L	Base	To Spark Plug 3A Or 3B, 3, 210.265	IGC4778-HU
E320	Spark Plug Wire	3.2L	4Matic	To Spark Plug 3A Or 3B, 3, 210.282	IGC4778-HU
E320	Spark Plug Wire	3.2L	Base	To Spark Plug 4A Or 4B, 4, 210.065	IGC4778-HU
E320	Spark Plug Wire	3.2L	4Matic	To Spark Plug 4A Or 4B, 4, 210.082	IGC4778-HU
E320	Spark Plug Wire	3.2L	Base	To Spark Plug 4A Or 4B, 4, 210.265	IGC4778-HU
E320	Spark Plug Wire	3.2L	4Matic	To Spark Plug 4A Or 4B, 4, 210.282	IGC4778-HU
E320	Spark Plug Wire	3.2L	Base	To Spark Plug 5A or 5B, 5, 210.065	IGC4778-HU
E320	Spark Plug Wire	3.2L	4Matic	To Spark Plug 5A or 5B, 5, 210.082	IGC4778-HU
E320	Spark Plug Wire	3.2L	Base	To Spark Plug 5A or 5B, 5, 210.265	IGC4778-HU
E320	Spark Plug Wire	3.2L	4Matic	To Spark Plug 5A or 5B, 5, 210.282	IGC4778-HU
E320	Spark Plug Wire	3.2L	Base	To Spark Plug 6A Or 6B, 6, 210.065	IGC4778-HU
E320	Spark Plug Wire	3.2L	4Matic	To Spark Plug 6A Or 6B, 6, 210.082	IGC4778-HU
E320	Spark Plug Wire	3.2L	Base	To Spark Plug 6A Or 6B, 6, 210.265	IGC4778-HU
E320	Spark Plug Wire	3.2L	4Matic	To Spark Plug 6A Or 6B, 6, 210.282	IGC4778-HU
E320	Mass Air Flow Sensor	3.2L	Base	210.065	MAF8960
E320	Mass Air Flow Sensor	3.2L	4Matic	210.082	MAF8960
E320	Mass Air Flow Sensor	3.2L	Base	210.265	MAF8960
E320	Mass Air Flow Sensor	3.2L	4Matic	210.282	MAF8960
E320	Manifold Absolute Pressure Sensor	3.2L	Base	210.065	PRS8211-HU
E320	Manifold Absolute Pressure Sensor	3.2L	4Matic	210.082	PRS8211-HU
E320	Manifold Absolute Pressure Sensor	3.2L	Base	210.265	PRS8211-HU
E320	Manifold Absolute Pressure Sensor	3.2L	4Matic	210.282	PRS8211-HU
E430	ABS Wheel Speed Sensor	4.3L	Base	W/ Harness, Rear Right, 210.070, SPECIAL ORDER ONLY	ABS1636HU-D

Vehicle	Part Type	Engine Size	Trim	Note(s)	Part Number
<b>2002 Mercedes-Benz (cont'd)</b>					
E430	ABS Wheel Speed Sensor	4.3L	4Matic	W/ Harness, Rear Right, 210.083, SPECIAL ORDER ONLY	ABS1636HU-D
E430	Voltage Regulator	4.3L	Base	210.070	ALR0611
E430	Voltage Regulator	4.3L	4Matic	210.083	ALR0611
E430	Engine Crankshaft Position Sensor	4.3L	Base	From Engine # 30 039710, 210.070	CPS8119
E430	Engine Crankshaft Position Sensor	4.3L	4Matic	From Engine # 30 039710, 210.083	CPS8119
E430	Engine Crankshaft Position Sensor	4.3L	Base	To Engine # 30 039709, 210.070	CPS8124HU-D
E430	Engine Crankshaft Position Sensor	4.3L	4Matic	To Engine # 30 039709, 210.083	CPS8124HU-D
E430	Engine Camshaft Position Sensor	4.3L	Base	210.070	CPS8126-HU
E430	Engine Camshaft Position Sensor	4.3L	4Matic	210.083	CPS8126-HU
E430	Fuel Pump	4.3L	Base	210.070, SPECIAL ORDER ONLY	FUP3309-D
E430	Fuel Pump	4.3L	4Matic	210.083, SPECIAL ORDER ONLY	FUP3309-D
E430	Ignition Coil	4.3L	4Matic, Base		IGC0143
E430	Spark Plug Wire	4.3L	Base	To Spark Plug 1B, 1, 210.070	IGC4778-HU
E430	Spark Plug Wire	4.3L	4Matic	To Spark Plug 1B, 1, 210.083	IGC4778-HU
E430	Spark Plug Wire	4.3L	Base	To Spark Plug 2B, 2, 210.070	IGC4778-HU
E430	Spark Plug Wire	4.3L	4Matic	To Spark Plug 2B, 2, 210.083	IGC4778-HU
E430	Spark Plug Wire	4.3L	Base	To Spark Plug 3A Or 3B, 3, 210.070	IGC4778-HU
E430	Spark Plug Wire	4.3L	4Matic	To Spark Plug 3A Or 3B, 3, 210.083	IGC4778-HU
E430	Spark Plug Wire	4.3L	Base	To Spark Plug 4A Or 4B, 4, 210.070	IGC4778-HU
E430	Spark Plug Wire	4.3L	4Matic	To Spark Plug 4A Or 4B, 4, 210.083	IGC4778-HU
E430	Spark Plug Wire	4.3L	Base	To Spark Plug 5B, 5, 210.070	IGC4778-HU
E430	Spark Plug Wire	4.3L	4Matic	To Spark Plug 5B, 5, 210.083	IGC4778-HU
E430	Spark Plug Wire	4.3L	Base	To Spark Plug 6A Or 6B, 6, 210.070	IGC4778-HU
E430	Spark Plug Wire	4.3L	4Matic	To Spark Plug 6A Or 6B, 6, 210.083	IGC4778-HU
E430	Spark Plug Wire	4.3L	Base	To Spark Plug 7A or 7B, 7, 210.070	IGC4778-HU

Vehicle	Part Type	Engine Size	Trim	Note(s)	Part Number
<b>2002 Mercedes-Benz (cont'd)</b>					
E430	Spark Plug Wire	4.3L	4Matic	To Spark Plug 7A or 7B, 7, 210.083	IGC4778-HU
E430	Spark Plug Wire	4.3L	Base	To Spark Plug 8A Or 8B, 8, 210.070	IGC4778-HU
E430	Spark Plug Wire	4.3L	4Matic	To Spark Plug 8A Or 8B, 8, 210.083	IGC4778-HU
E430	Mass Air Flow Sensor	4.3L	Base	210.070	MAF8957
E430	Mass Air Flow Sensor	4.3L	4Matic	210.083	MAF8957
E430	Manifold Absolute Pressure Sensor	4.3L	Base	210.070	PRS8211-HU
E430	Manifold Absolute Pressure Sensor	4.3L	4Matic	210.083	PRS8211-HU
E430	Spark Plug Wire	4.3L	Base	To Spark Plug 2A, 2, 210.070, SPECIAL ORDER ONLY	SPW4779HU-D
E430	Spark Plug Wire	4.3L	4Matic	To Spark Plug 2A, 2, 210.083, SPECIAL ORDER ONLY	SPW4779HU-D
E430	Spark Plug Wire	4.3L	Base	To Spark Plug 5A, 5, 210.070, SPECIAL ORDER ONLY	SPW4779HU-D
E430	Spark Plug Wire	4.3L	4Matic	To Spark Plug 5A, 5, 210.083, SPECIAL ORDER ONLY	SPW4779HU-D
G500	Fuel Pump	5.0L	Base	463.249, SPECIAL ORDER ONLY	FUP3309-D
G500	Ignition Coil	5.0L	Base		IGC0143
G500	Spark Plug Wire	5.0L	Base	To Spark Plug 1B, 1, 463.249	IGC4778-HU
G500	Spark Plug Wire	5.0L	Base	To Spark Plug 2B, 2, 463.249	IGC4778-HU
G500	Spark Plug Wire	5.0L	Base	To Spark Plug 3A Or 3B, 3, 463.249	IGC4778-HU
G500	Spark Plug Wire	5.0L	Base	To Spark Plug 4A Or 4B, 4, 463.249	IGC4778-HU
G500	Spark Plug Wire	5.0L	Base	To Spark Plug 5B, 5, 463.249	IGC4778-HU
G500	Spark Plug Wire	5.0L	Base	To Spark Plug 6A Or 6B, 6, 463.249	IGC4778-HU
G500	Spark Plug Wire	5.0L	Base	To Spark Plug 7A or 7B, 7, 463.249	IGC4778-HU
G500	Spark Plug Wire	5.0L	Base	To Spark Plug 8A Or 8B, 8, 463.249	IGC4778-HU
G500	Manifold Absolute Pressure Sensor	5.0L	Base	463.249	PRS8211-HU

Vehicle	Part Type	Engine Size	Trim	Note(s)	Part Number
<b>2002 Mercedes-Benz (cont'd)</b>					
G500	Spark Plug Wire	5.0L	Base	To Spark Plug 2A, 2, 463.249, SPECIAL ORDER ONLY	SPW4779HU-D
G500	Spark Plug Wire	5.0L	Base	To Spark Plug 5A, 5, 463.249, SPECIAL ORDER ONLY	SPW4779HU-D
ML55 AMG	Voltage Regulator	5.5L	Base	163.174	ALR0570
ML55 AMG	Ignition Coil	5.5L	Base		IGC0143
ML55 AMG	Spark Plug Wire	5.5L	Base	To Spark Plug 1B, 1, 163.174	IGC4778-HU
ML55 AMG	Spark Plug Wire	5.5L	Base	To Spark Plug 2B, 2, 163.174	IGC4778-HU
ML55 AMG	Spark Plug Wire	5.5L	Base	To Spark Plug 3A Or 3B, 3, 163.174	IGC4778-HU
ML55 AMG	Spark Plug Wire	5.5L	Base	To Spark Plug 4A Or 4B, 4, 163.174	IGC4778-HU
ML55 AMG	Spark Plug Wire	5.5L	Base	To Spark Plug 5B, 5, 163.174	IGC4778-HU
ML55 AMG	Spark Plug Wire	5.5L	Base	To Spark Plug 6A Or 6B, 6, 163.174	IGC4778-HU
ML55 AMG	Spark Plug Wire	5.5L	Base	To Spark Plug 7A or 7B, 7, 163.174	IGC4778-HU
ML55 AMG	Spark Plug Wire	5.5L	Base	To Spark Plug 8A Or 8B, 8, 163.174	IGC4778-HU
ML55 AMG	Mass Air Flow Sensor	5.5L	Base	w/ OE No. A 113 094 00 48	MAF8957
ML55 AMG	Spark Plug Wire	5.5L	Base	To Spark Plug 2A, 2, 163.174, SPECIAL ORDER ONLY	SPW4779HU-D
ML55 AMG	Spark Plug Wire	5.5L	Base	To Spark Plug 5A, 5, 163.174, SPECIAL ORDER ONLY	SPW4779HU-D
ML320	Voltage Regulator	3.2L	Base	163.154	ALR0570
ML320	Engine Crankshaft Position Sensor	3.2L	Base	From Engine # 30 358407, 163.154	CPS8119
ML320	Engine Crankshaft Position Sensor	3.2L	Base	To Engine # 30 358406, 163.154	CPS8124HU-D
ML320	Engine Camshaft Position Sensor	3.2L	Base	163.154	CPS8126-HU
ML320	Ignition Coil	3.2L	Base		IGC0143
ML320	Spark Plug Wire	3.2L	Base	To Spark Plug 1A Or 1B, 1, 163.154	IGC4778-HU
ML320	Spark Plug Wire	3.2L	Base	To Spark Plug 2A or 2B, 2, 163.154	IGC4778-HU
ML320	Spark Plug Wire	3.2L	Base	To Spark Plug 3A Or 3B, 3, 163.154	IGC4778-HU



Vehicle	Part Type	Engine Size	Trim	Note(s)	Part Number
<b>2002 Mercedes-Benz (cont'd)</b>					
ML320	Spark Plug Wire	3.2L	Base	To Spark Plug 4A Or 4B, 4, 163.154	IGC4778-HU
ML320	Spark Plug Wire	3.2L	Base	To Spark Plug 5A or 5B, 5, 163.154	IGC4778-HU
ML320	Spark Plug Wire	3.2L	Base	To Spark Plug 6A Or 6B, 6, 163.154	IGC4778-HU
ML320	Mass Air Flow Sensor	3.2L	Base	163.154	MAF8960
ML320	Manifold Absolute Pressure Sensor	3.2L	Base	163.154	PRS8211-HU
ML500	Voltage Regulator	5.0L	Base	163.175	ALR0570
ML500	Engine Crankshaft Position Sensor	5.0L	Base	163.175	CPS8119
ML500	Engine Camshaft Position Sensor	5.0L	Base	163.175	CPS8126-HU
ML500	Ignition Coil	5.0L	Base		IGC0143
ML500	Spark Plug Wire	5.0L	Base	To Spark Plug 1B, 1, 163.175	IGC4778-HU
ML500	Spark Plug Wire	5.0L	Base	To Spark Plug 2B, 2, 163.175	IGC4778-HU
ML500	Spark Plug Wire	5.0L	Base	To Spark Plug 3A Or 3B, 3, 163.175	IGC4778-HU
ML500	Spark Plug Wire	5.0L	Base	To Spark Plug 4A Or 4B, 4, 163.175	IGC4778-HU
ML500	Spark Plug Wire	5.0L	Base	To Spark Plug 5B, 5, 163.175	IGC4778-HU
ML500	Spark Plug Wire	5.0L	Base	To Spark Plug 6A Or 6B, 6, 163.175	IGC4778-HU
ML500	Spark Plug Wire	5.0L	Base	To Spark Plug 7A or 7B, 7, 163.175	IGC4778-HU
ML500	Spark Plug Wire	5.0L	Base	To Spark Plug 8A Or 8B, 8, 163.175	IGC4778-HU
ML500	Mass Air Flow Sensor	5.0L	Base	163.175	MAF8957
ML500	Manifold Absolute Pressure Sensor	5.0L	Base	163.175	PRS8211-HU
ML500	Spark Plug Wire	5.0L	Base	To Spark Plug 2A, 2, 163.175, SPECIAL ORDER ONLY	SPW4779HU-D
ML500	Spark Plug Wire	5.0L	Base	To Spark Plug 5A, 5, 163.175, SPECIAL ORDER ONLY	SPW4779HU-D
S55 AMG	ABS Wheel Speed Sensor	5.5L	Base	W/ Harness, Front, 220.173, SPECIAL ORDER ONLY	ABS1606HU-D
S55 AMG	Voltage Regulator	5.5L	Base	220.173	ALR0611

Vehicle	Part Type	Engine Size	Trim	Note(s)	Part Number
<b>2002 Mercedes-Benz (cont'd)</b>					
S55 AMG	Fuel Pump	5.5L	Base	From Chassis: A 191481, 220.173, SPECIAL ORDER ONLY	FUP3310HU-D
S55 AMG	Ignition Coil	5.5L	Base		IGC0143
S55 AMG	Spark Plug Wire	5.5L	Base	To Spark Plug 1B, 1, 220.173	IGC4778-HU
S55 AMG	Spark Plug Wire	5.5L	Base	To Spark Plug 2B, 2, 220.173	IGC4778-HU
S55 AMG	Spark Plug Wire	5.5L	Base	To Spark Plug 3A Or 3B, 3, 220.173	IGC4778-HU
S55 AMG	Spark Plug Wire	5.5L	Base	To Spark Plug 4A Or 4B, 4, 220.173	IGC4778-HU
S55 AMG	Spark Plug Wire	5.5L	Base	To Spark Plug 5B, 5, 220.173	IGC4778-HU
S55 AMG	Spark Plug Wire	5.5L	Base	To Spark Plug 6A Or 6B, 6, 220.173	IGC4778-HU
S55 AMG	Spark Plug Wire	5.5L	Base	To Spark Plug 7A or 7B, 7, 220.173	IGC4778-HU
S55 AMG	Spark Plug Wire	5.5L	Base	To Spark Plug 8A Or 8B, 8, 220.173	IGC4778-HU
S55 AMG	Mass Air Flow Sensor	5.5L	Base	w/ OE No. A 113 094 00 48	MAF8957
S55 AMG	Spark Plug Wire	5.5L	Base	To Spark Plug 2A, 2, 220.173, SPECIAL ORDER ONLY	SPW4779HU-D
S55 AMG	Spark Plug Wire	5.5L	Base	To Spark Plug 5A, 5, 220.173, SPECIAL ORDER ONLY	SPW4779HU-D
S430	ABS Wheel Speed Sensor	4.3L	Base	W/ Harness, Front, 220.170, SPECIAL ORDER ONLY	ABS1606HU-D
S430	Voltage Regulator	4.3L	Base	220.170	ALR0611
S430	Engine Crankshaft Position Sensor	4.3L	Base	220.170	CPS8119
S430	Engine Camshaft Position Sensor	4.3L	Base	220.170	CPS8126-HU
S430	Fuel Pump	4.3L	Base	From Chassis: A 191481; From Date: 30/06/2001, 220.170, SPECIAL ORDER ONLY	FUP3310HU-D
S430	Ignition Coil	4.3L	Base		IGC0143
S430	Spark Plug Wire	4.3L	Base	To Spark Plug 1B, 1, 220.170	IGC4778-HU
S430	Spark Plug Wire	4.3L	Base	To Spark Plug 2B, 2, 220.170	IGC4778-HU
S430	Spark Plug Wire	4.3L	Base	To Spark Plug 3A Or 3B, 3, 220.170	IGC4778-HU

Vehicle	Part Type	Engine Size	Trim	Note(s)	Part Number
<b>2002 Mercedes-Benz (cont'd)</b>					
S430	Spark Plug Wire	4.3L	Base	To Spark Plug 4A Or 4B, 4, 220.170	IGC4778-HU
S430	Spark Plug Wire	4.3L	Base	To Spark Plug 5B, 5, 220.170	IGC4778-HU
S430	Spark Plug Wire	4.3L	Base	To Spark Plug 6A Or 6B, 6, 220.170	IGC4778-HU
S430	Spark Plug Wire	4.3L	Base	To Spark Plug 7A or 7B, 7, 220.170	IGC4778-HU
S430	Spark Plug Wire	4.3L	Base	To Spark Plug 8A Or 8B, 8, 220.170	IGC4778-HU
S430	Mass Air Flow Sensor	4.3L	Base	220.170	MAF8957
S430	Manifold Absolute Pressure Sensor	4.3L	Base	220.170	PRS8211-HU
S430	Spark Plug Wire	4.3L	Base	To Spark Plug 2A, 2, 220.170, SPECIAL ORDER ONLY	SPW4779HU-D
S430	Spark Plug Wire	4.3L	Base	To Spark Plug 5A, 5, 220.170, SPECIAL ORDER ONLY	SPW4779HU-D
S500	ABS Wheel Speed Sensor	5.0L	Base	W/ Harness, Front, 220.175, SPECIAL ORDER ONLY	ABS1606HU-D
S500	Voltage Regulator	5.0L	Base	220.175	ALR0611
S500	Engine Crankshaft Position Sensor	5.0L	Base	220.175	CPS8119
S500	Engine Camshaft Position Sensor	5.0L	Base	220.175	CPS8126-HU
S500	Fuel Pump	5.0L	Base	From Chassis: A 191481, 220.175, SPECIAL ORDER ONLY	FUP3310HU-D
S500	Ignition Coil	5.0L	Base		IGC0143
S500	Spark Plug Wire	5.0L	Base	To Spark Plug 1B, 1, 220.175	IGC4778-HU
S500	Spark Plug Wire	5.0L	Base	To Spark Plug 2B, 2, 220.175	IGC4778-HU
S500	Spark Plug Wire	5.0L	Base	To Spark Plug 3A Or 3B, 3, 220.175	IGC4778-HU
S500	Spark Plug Wire	5.0L	Base	To Spark Plug 4A Or 4B, 4, 220.175	IGC4778-HU
S500	Spark Plug Wire	5.0L	Base	To Spark Plug 5B, 5, 220.175	IGC4778-HU
S500	Spark Plug Wire	5.0L	Base	To Spark Plug 6A Or 6B, 6, 220.175	IGC4778-HU
S500	Spark Plug Wire	5.0L	Base	To Spark Plug 7A or 7B, 7, 220.175	IGC4778-HU

Vehicle	Part Type	Engine Size	Trim	Note(s)	Part Number
<b>2002 Mercedes-Benz (cont'd)</b>					
S500	Spark Plug Wire	5.0L	Base	To Spark Plug 8A Or 8B, 8, 220.175	IGC4778-HU
S500	Mass Air Flow Sensor	5.0L	Base	220.175	MAF8957
S500	Manifold Absolute Pressure Sensor	5.0L	Base	220.175	PRS8211-HU
S500	Spark Plug Wire	5.0L	Base	To Spark Plug 2A, 2, 220.175, SPECIAL ORDER ONLY	SPW4779HU-D
S500	Spark Plug Wire	5.0L	Base	To Spark Plug 5A, 5, 220.175, SPECIAL ORDER ONLY	SPW4779HU-D
S600	ABS Wheel Speed Sensor	5.8L	Base	W/ Harness, Front, 220.178, SPECIAL ORDER ONLY	ABS1606HU-D
S600	Engine Crankshaft Position Sensor	5.8L	Base	220.178	CPS8119
S600	Fuel Pump	5.8L	Base	From Chassis: A 191481, 220.178, SPECIAL ORDER ONLY	FUP3310HU-D
S600	Ignition Coil	5.8L	Base	Left, 220.178	IGC8711-D
S600	Ignition Coil	5.8L	Base	Right, 220.178	IGC8711-D
S600	Mass Air Flow Sensor	5.8L	Base	220.178	MAF8957
S600	Manifold Absolute Pressure Sensor	5.8L	Base	220.178	PRS8211-HU
SL500	Engine Crankshaft Position Sensor	5.0L	Base	129.068	CPS8119
SL500	Engine Camshaft Position Sensor	5.0L	Base	129.068	CPS8126-HU
SL500	Fuel Pump	5.0L	Base	USA, 129.068, SPECIAL ORDER ONLY	FUP3309-D
SL500	Ignition Coil	5.0L	Base		IGC0143
SL500	Spark Plug Wire	5.0L	Base	To Spark Plug 1B, 1, 129.068	IGC4778-HU
SL500	Spark Plug Wire	5.0L	Base	To Spark Plug 2B, 2, 129.068	IGC4778-HU
SL500	Spark Plug Wire	5.0L	Base	To Spark Plug 3A Or 3B, 3, 129.068	IGC4778-HU
SL500	Spark Plug Wire	5.0L	Base	To Spark Plug 4A Or 4B, 4, 129.068	IGC4778-HU
SL500	Spark Plug Wire	5.0L	Base	To Spark Plug 5B, 5, 129.068	IGC4778-HU
SL500	Spark Plug Wire	5.0L	Base	To Spark Plug 6A Or 6B, 6, 129.068	IGC4778-HU

Vehicle	Part Type	Engine Size	Trim	Note(s)	Part Number
<b>2002 Mercedes-Benz (cont'd)</b>					
SL500	Spark Plug Wire	5.0L	Base	To Spark Plug 7A or 7B, 7, 129.068	IGC4778-HU
SL500	Spark Plug Wire	5.0L	Base	To Spark Plug 8A Or 8B, 8, 129.068	IGC4778-HU
SL500	Mass Air Flow Sensor	5.0L	Base	129.068	MAF8957
SL500	Spark Plug Wire	5.0L	Base	To Spark Plug 2A, 2, 129.068, SPECIAL ORDER ONLY	SPW4779HU-D
SL500	Spark Plug Wire	5.0L	Base	To Spark Plug 5A, 5, 129.068, SPECIAL ORDER ONLY	SPW4779HU-D
SL600	Engine Camshaft Position Sensor	6.0L	Base	129.076	CPS8126-HU
SL600	Fuel Pump	6.0L	Base	USA, 129.076, SPECIAL ORDER ONLY	FUP3309-D
SLK32 AMG	ABS Wheel Speed Sensor	3.2L	Base	W/ Harness, Front Left, 170.466, SPECIAL ORDER ONLY	ABS1608HU-D
SLK32 AMG	ABS Wheel Speed Sensor	3.2L	Base	W/ Harness, Front Right, 170.466, SPECIAL ORDER ONLY	ABS1609HU-D
SLK32 AMG	Engine Crankshaft Position Sensor	3.2L	Base	170.466	CPS8119
SLK32 AMG	Engine Camshaft Position Sensor	3.2L	Base	170.466	CPS8126-HU
SLK32 AMG	Fuel Pump	3.2L	Base	Supercharged, 170.466, SPECIAL ORDER ONLY	FUP3309-D
SLK32 AMG	Ignition Coil	3.2L	Base		IGC0143
SLK32 AMG	Spark Plug Wire	3.2L	Base	To Spark Plug 1A Or 1B, 1, Supercharged, 170.466	IGC4778-HU
SLK32 AMG	Spark Plug Wire	3.2L	Base	To Spark Plug 2A or 2B, 2, Supercharged, 170.466	IGC4778-HU
SLK32 AMG	Spark Plug Wire	3.2L	Base	To Spark Plug 4A Or 4B, 4, Supercharged, 170.466	IGC4778-HU
SLK32 AMG	Spark Plug Wire	3.2L	Base	To Spark Plug 5A or 5B, 5, Supercharged, 170.466	IGC4778-HU

Vehicle	Part Type	Engine Size	Trim	Note(s)	Part Number
<b>2002 Mercedes-Benz (cont'd)</b>					
SLK230	ABS Wheel Speed Sensor	2.3L	Kompressor	W/ Harness, Front Left, 170.449, SPECIAL ORDER ONLY	ABS1608HU-D
SLK230	ABS Wheel Speed Sensor	2.3L	Kompressor	W/ Harness, Front Right, 170.449, SPECIAL ORDER ONLY	ABS1609HU-D
SLK230	Engine Crankshaft Position Sensor	2.3L	Kompressor	170.449	CPS8119
SLK230	Engine Camshaft Position Sensor	2.3L	Kompressor	170.449	CPS8126-HU
SLK230	Fuel Pump	2.3L	Kompressor	170.449, SPECIAL ORDER ONLY	FUP3309-D
SLK230	Ignition Coil	2.3L	Kompressor	170.449	IGC3833-D
SLK320	ABS Wheel Speed Sensor	3.2L	Base	W/ Harness, Front Left, 170.465, SPECIAL ORDER ONLY	ABS1608HU-D
SLK320	ABS Wheel Speed Sensor	3.2L	Base	W/ Harness, Front Right, 170.465, SPECIAL ORDER ONLY	ABS1609HU-D
SLK320	Voltage Regulator	3.2L	Base	170.465	ALR0570
SLK320	Engine Crankshaft Position Sensor	3.2L	Base	170.465	CPS8119
SLK320	Engine Camshaft Position Sensor	3.2L	Base	170.465	CPS8126-HU
SLK320	Fuel Pump	3.2L	Base	170.465, SPECIAL ORDER ONLY	FUP3309-D
SLK320	Ignition Coil	3.2L	Base		IGC0143
SLK320	Spark Plug Wire	3.2L	Base	To Spark Plug 1A Or 1B, 1, 170.465	IGC4778-HU
SLK320	Spark Plug Wire	3.2L	Base	To Spark Plug 2A or 2B, 2, 170.465	IGC4778-HU
SLK320	Spark Plug Wire	3.2L	Base	To Spark Plug 4A Or 4B, 4, 170.465	IGC4778-HU
SLK320	Spark Plug Wire	3.2L	Base	To Spark Plug 5A or 5B, 5, 170.465	IGC4778-HU
SLK320	Mass Air Flow Sensor	3.2L	Base	170.465	MAF8960
SLK320	Manifold Absolute Pressure Sensor	3.2L	Base	170.465	PRS8211-HU
<b>2003 Mercedes-Benz</b>					
C32 AMG	ABS Wheel Speed Sensor	3.2L	Base	W/ Harness, Front, 203.065	ABS1600-HU
C32 AMG	ABS Wheel Speed Sensor	3.2L	Base	W/ Harness, Rear Right, 203.065, SPECIAL ORDER ONLY	ABS1616HU-D

Vehicle	Part Type	Engine Size	Trim	Note(s)	Part Number
<b>2003 Mercedes-Benz (cont'd)</b>					
C32 AMG	Voltage Regulator	3.2L	Base	70A BOSCH, 203.065	ALR0570
C32 AMG	Engine Crankshaft Position Sensor	3.2L	Base	203.065	CPS8119
C32 AMG	Engine Camshaft Position Sensor	3.2L	Base	203.065	CPS8126-HU
C32 AMG	Ignition Coil	3.2L	Base		IGC0143
C32 AMG	Spark Plug Wire	3.2L	Base	To Spark Plug 1A Or 1B, 1, Supercharged, 203.065	IGC4778-HU
C32 AMG	Spark Plug Wire	3.2L	Base	To Spark Plug 2A or 2B, 2, Supercharged, 203.065	IGC4778-HU
C32 AMG	Spark Plug Wire	3.2L	Base	To Spark Plug 4A Or 4B, 4, Supercharged, 203.065	IGC4778-HU
C32 AMG	Spark Plug Wire	3.2L	Base	To Spark Plug 5A or 5B, 5, Supercharged, 203.065	IGC4778-HU
C230	ABS Wheel Speed Sensor	1.8L	Kompressor	W/ Harness, Front, 203.040	ABS1600-HU
C230	ABS Wheel Speed Sensor	1.8L	Kompressor	W/ Harness, Front, 203.740	ABS1600-HU
C230	ABS Wheel Speed Sensor	1.8L	Kompressor	W/ Harness, Rear Right, 203.040, SPECIAL ORDER ONLY	ABS1616HU-D
C230	ABS Wheel Speed Sensor	1.8L	Kompressor	W/ Harness, Rear Right, 203.740, SPECIAL ORDER ONLY	ABS1616HU-D
C230	Voltage Regulator	1.8L	Kompressor	203.040	ALR0630-HU
C230	Voltage Regulator	1.8L	Kompressor	203.740	ALR0630-HU
C230	Engine Crankshaft Position Sensor	1.8L	Kompressor	203.040	CPS8119
C230	Engine Crankshaft Position Sensor	1.8L	Kompressor	203.740	CPS8119
C230	Engine Camshaft Position Sensor	1.8L	Kompressor	203.040	CPS8126-HU
C230	Engine Camshaft Position Sensor	1.8L	Kompressor	203.740	CPS8126-HU
C230	Fuel Pump Module Assembly	1.8L	Kompressor	W/ FLUID LEVEL SENSOR, Supercharged, 203.040, SPECIAL ORDER ONLY	FUP3393HU-D

Vehicle	Part Type	Engine Size	Trim	Note(s)	Part Number
<b>2003 Mercedes-Benz (cont'd)</b>					
C230	Fuel Pump Module Assembly	1.8L	Kompressor	W/ FLUID LEVEL SENSOR, Supercharged, 203.740, SPECIAL ORDER ONLY	FUP3393HU-D
C230	Ignition Coil	1.8L	Kompressor	203.040	IGC4066-D
C230	Ignition Coil	1.8L	Kompressor	203.740	IGC4066-D
C230	Mass Air Flow Sensor	1.8L	Kompressor	203.040	MAF8930
C230	Mass Air Flow Sensor	1.8L	Kompressor	203.740	MAF8930
C240	ABS Wheel Speed Sensor	2.6L	Base	W/ Harness, Front, 203.061	ABS1600-HU
C240	ABS Wheel Speed Sensor	2.6L	Base	W/ Harness, Front, 203.261	ABS1600-HU
C240	ABS Wheel Speed Sensor	2.6L	Base	W/ Harness, Rear Right, 203.061, SPECIAL ORDER ONLY	ABS1616HU-D
C240	ABS Wheel Speed Sensor	2.6L	4Matic	W/ Harness, Rear Right, 203.081, SPECIAL ORDER ONLY	ABS1616HU-D
C240	ABS Wheel Speed Sensor	2.6L	Base	W/ Harness, Rear Right, 203.261, SPECIAL ORDER ONLY	ABS1616HU-D
C240	ABS Wheel Speed Sensor	2.6L	4Matic	W/ Harness, Rear Right, 203.281, SPECIAL ORDER ONLY	ABS1616HU-D
C240	Voltage Regulator	2.6L	Base	70A BOSCH, 203.061	ALR0570
C240	Voltage Regulator	2.6L	4Matic	70A BOSCH, 203.081	ALR0570
C240	Voltage Regulator	2.6L	Base	70A BOSCH, 203.261	ALR0570
C240	Voltage Regulator	2.6L	4Matic	70A BOSCH, 203.281	ALR0570
C240	Voltage Regulator	2.6L	Base	90A BOSCH, 203.061	ALR0573
C240	Voltage Regulator	2.6L	4Matic	90A BOSCH, 203.081	ALR0573
C240	Voltage Regulator	2.6L	Base	90A BOSCH, 203.261	ALR0573
C240	Voltage Regulator	2.6L	4Matic	90A BOSCH, 203.281	ALR0573
C240	Engine Crankshaft Position Sensor	2.6L	Base	203.061	CPS8119
C240	Engine Crankshaft Position Sensor	2.6L	4Matic	203.081	CPS8119



Vehicle	Part Type	Engine Size	Trim	Note(s)	Part Number
<b>2003 Mercedes-Benz (cont'd)</b>					
C240	Engine Crankshaft Position Sensor	2.6L	Base	203.261	CPS8119
C240	Engine Crankshaft Position Sensor	2.6L	4Matic	203.281	CPS8119
C240	Engine Camshaft Position Sensor	2.6L	Base	203.061	CPS8126-HU
C240	Engine Camshaft Position Sensor	2.6L	4Matic	203.081	CPS8126-HU
C240	Engine Camshaft Position Sensor	2.6L	Base	203.261	CPS8126-HU
C240	Engine Camshaft Position Sensor	2.6L	4Matic	203.281	CPS8126-HU
C240	Fuel Pump Module Assembly	2.6L	Base	203.061, SPECIAL ORDER ONLY	FUP3393HU-D
C240	Fuel Pump Module Assembly	2.6L	4Matic	203.081, SPECIAL ORDER ONLY	FUP3393HU-D
C240	Fuel Pump Module Assembly	2.6L	Base	203.261, SPECIAL ORDER ONLY	FUP3393HU-D
C240	Fuel Pump Module Assembly	2.6L	4Matic	203.281, SPECIAL ORDER ONLY	FUP3393HU-D
C240	Ignition Coil	2.6L	Base	203.061	IGC0143
C240	Ignition Coil	2.6L	4Matic	203.081	IGC0143
C240	Ignition Coil	2.6L	Base	203.261	IGC0143
C240	Ignition Coil	2.6L	4Matic	203.281	IGC0143
C240	Spark Plug Wire	2.6L	Base	To Spark Plug 1A Or 1B, 1, 203.061	IGC4778-HU
C240	Spark Plug Wire	2.6L	4Matic	To Spark Plug 1A Or 1B, 1, 203.081	IGC4778-HU
C240	Spark Plug Wire	2.6L	Base	To Spark Plug 1A Or 1B, 1, 203.261	IGC4778-HU
C240	Spark Plug Wire	2.6L	4Matic	To Spark Plug 1A Or 1B, 1, 203.281	IGC4778-HU
C240	Spark Plug Wire	2.6L	Base	To Spark Plug 2A or 2B, 2, 203.061	IGC4778-HU
C240	Spark Plug Wire	2.6L	4Matic	To Spark Plug 2A or 2B, 2, 203.081	IGC4778-HU
C240	Spark Plug Wire	2.6L	Base	To Spark Plug 2A or 2B, 2, 203.261	IGC4778-HU
C240	Spark Plug Wire	2.6L	4Matic	To Spark Plug 2A or 2B, 2, 203.281	IGC4778-HU
C240	Spark Plug Wire	2.6L	Base	To Spark Plug 3A Or 3B, 3, 203.061	IGC4778-HU
C240	Spark Plug Wire	2.6L	4Matic	To Spark Plug 3A Or 3B, 3, 203.081	IGC4778-HU
C240	Spark Plug Wire	2.6L	Base	To Spark Plug 3A Or 3B, 3, 203.261	IGC4778-HU
C240	Spark Plug Wire	2.6L	4Matic	To Spark Plug 3A Or 3B, 3, 203.281	IGC4778-HU

Vehicle	Part Type	Engine Size	Trim	Note(s)	Part Number
<b>2003 Mercedes-Benz (cont'd)</b>					
C240	Spark Plug Wire	2.6L	Base	To Spark Plug 4A Or 4B, 4, 203.061	IGC4778-HU
C240	Spark Plug Wire	2.6L	4Matic	To Spark Plug 4A Or 4B, 4, 203.081	IGC4778-HU
C240	Spark Plug Wire	2.6L	Base	To Spark Plug 4A Or 4B, 4, 203.261	IGC4778-HU
C240	Spark Plug Wire	2.6L	4Matic	To Spark Plug 4A Or 4B, 4, 203.281	IGC4778-HU
C240	Spark Plug Wire	2.6L	Base	To Spark Plug 5A or 5B, 5, 203.061	IGC4778-HU
C240	Spark Plug Wire	2.6L	4Matic	To Spark Plug 5A or 5B, 5, 203.081	IGC4778-HU
C240	Spark Plug Wire	2.6L	Base	To Spark Plug 5A or 5B, 5, 203.261	IGC4778-HU
C240	Spark Plug Wire	2.6L	4Matic	To Spark Plug 5A or 5B, 5, 203.281	IGC4778-HU
C240	Spark Plug Wire	2.6L	Base	To Spark Plug 6A Or 6B, 6, 203.061	IGC4778-HU
C240	Spark Plug Wire	2.6L	4Matic	To Spark Plug 6A Or 6B, 6, 203.081	IGC4778-HU
C240	Spark Plug Wire	2.6L	Base	To Spark Plug 6A Or 6B, 6, 203.261	IGC4778-HU
C240	Spark Plug Wire	2.6L	4Matic	To Spark Plug 6A Or 6B, 6, 203.281	IGC4778-HU
C240	Mass Air Flow Sensor	2.6L	Base	203.061	MAF8960
C240	Mass Air Flow Sensor	2.6L	4Matic	203.081	MAF8960
C240	Mass Air Flow Sensor	2.6L	Base	203.261	MAF8960
C240	Mass Air Flow Sensor	2.6L	4Matic	203.281	MAF8960
C240	Manifold Absolute Pressure Sensor	2.6L	Base	203.061	PRS8211-HU
C240	Manifold Absolute Pressure Sensor	2.6L	4Matic	203.081	PRS8211-HU
C240	Manifold Absolute Pressure Sensor	2.6L	Base	203.261	PRS8211-HU
C240	Manifold Absolute Pressure Sensor	2.6L	4Matic	203.281	PRS8211-HU
C320	ABS Wheel Speed Sensor	3.2L	Base	W/ Harness, Front, 203.064	ABS1600-HU
C320	ABS Wheel Speed Sensor	3.2L	Base	W/ Harness, Front, 203.264	ABS1600-HU
C320	ABS Wheel Speed Sensor	3.2L	Base	W/ Harness, Front, 203.764	ABS1600-HU
C320	ABS Wheel Speed Sensor	3.2L	Base	W/ Harness, Rear Right, 203.064, SPECIAL ORDER ONLY	ABS1616HU-D

Vehicle	Part Type	Engine Size	Trim	Note(s)	Part Number
<b>2003 Mercedes-Benz (cont'd)</b>					
C320	ABS Wheel Speed Sensor	3.2L	4Matic	W/ Harness, Rear Right, 203.084, SPECIAL ORDER ONLY	ABS1616HU-D
C320	ABS Wheel Speed Sensor	3.2L	Base	W/ Harness, Rear Right, 203.264, SPECIAL ORDER ONLY	ABS1616HU-D
C320	ABS Wheel Speed Sensor	3.2L	4Matic	W/ Harness, Rear Right, 203.284, SPECIAL ORDER ONLY	ABS1616HU-D
C320	ABS Wheel Speed Sensor	3.2L	Base	W/ Harness, Rear Right, 203.764, SPECIAL ORDER ONLY	ABS1616HU-D
C320	Voltage Regulator	3.2L	Base	70A BOSCH, 203.064	ALR0570
C320	Voltage Regulator	3.2L	4Matic	70A BOSCH, 203.084	ALR0570
C320	Voltage Regulator	3.2L	Base	70A BOSCH, 203.264	ALR0570
C320	Voltage Regulator	3.2L	4Matic	70A BOSCH, 203.284	ALR0570
C320	Voltage Regulator	3.2L	Base	70A BOSCH, 203.764	ALR0570
C320	Voltage Regulator	3.2L	Base	90A BOSCH, 203.064	ALR0573
C320	Voltage Regulator	3.2L	4Matic	90A BOSCH, 203.084	ALR0573
C320	Voltage Regulator	3.2L	Base	90A BOSCH, 203.264	ALR0573
C320	Voltage Regulator	3.2L	4Matic	90A BOSCH, 203.284	ALR0573
C320	Voltage Regulator	3.2L	Base	90A BOSCH, 203.764	ALR0573
C320	Engine Crankshaft Position Sensor	3.2L	Base	203.064	CPS8119
C320	Engine Crankshaft Position Sensor	3.2L	4Matic	203.084	CPS8119
C320	Engine Crankshaft Position Sensor	3.2L	Base	203.264	CPS8119
C320	Engine Crankshaft Position Sensor	3.2L	4Matic	203.284	CPS8119
C320	Engine Crankshaft Position Sensor	3.2L	Base	203.764	CPS8119
C320	Engine Camshaft Position Sensor	3.2L	Base	203.064	CPS8126-HU
C320	Engine Camshaft Position Sensor	3.2L	4Matic	203.084	CPS8126-HU

Vehicle	Part Type	Engine Size	Trim	Note(s)	Part Number
<b>2003 Mercedes-Benz (cont'd)</b>					
C320	Engine Camshaft Position Sensor	3.2L	Base	203.264	CPS8126-HU
C320	Engine Camshaft Position Sensor	3.2L	4Matic	203.284	CPS8126-HU
C320	Engine Camshaft Position Sensor	3.2L	Base	203.764	CPS8126-HU
C320	Fuel Pump Module Assembly	3.2L	Base	203.064, SPECIAL ORDER ONLY	FUP3393HU-D
C320	Fuel Pump Module Assembly	3.2L	4Matic	203.084, SPECIAL ORDER ONLY	FUP3393HU-D
C320	Fuel Pump Module Assembly	3.2L	Base	203.264, SPECIAL ORDER ONLY	FUP3393HU-D
C320	Fuel Pump Module Assembly	3.2L	4Matic	203.284, SPECIAL ORDER ONLY	FUP3393HU-D
C320	Fuel Pump Module Assembly	3.2L	Base	SOUTHERN KOREA SUPPLEMENTARY PARTS, 203.764, SPECIAL ORDER ONLY	FUP3393HU-D
C320	Ignition Coil	3.2L	4Matic, Base, Classic, Elegance		IGC0143
C320	Spark Plug Wire	3.2L	Base	To Spark Plug 1A Or 1B, 1, 203.064	IGC4778-HU
C320	Spark Plug Wire	3.2L	4Matic	To Spark Plug 1A Or 1B, 1, 203.084	IGC4778-HU
C320	Spark Plug Wire	3.2L	Base	To Spark Plug 1A Or 1B, 1, 203.264	IGC4778-HU
C320	Spark Plug Wire	3.2L	4Matic	To Spark Plug 1A Or 1B, 1, 203.284	IGC4778-HU
C320	Spark Plug Wire	3.2L	Base	To Spark Plug 1A Or 1B, 1, 203.764	IGC4778-HU
C320	Spark Plug Wire	3.2L	Base	To Spark Plug 2A or 2B, 2, 203.064	IGC4778-HU
C320	Spark Plug Wire	3.2L	4Matic	To Spark Plug 2A or 2B, 2, 203.084	IGC4778-HU
C320	Spark Plug Wire	3.2L	Base	To Spark Plug 2A or 2B, 2, 203.264	IGC4778-HU
C320	Spark Plug Wire	3.2L	4Matic	To Spark Plug 2A or 2B, 2, 203.284	IGC4778-HU
C320	Spark Plug Wire	3.2L	Base	To Spark Plug 2A or 2B, 2, 203.764	IGC4778-HU
C320	Spark Plug Wire	3.2L	Base	To Spark Plug 3A Or 3B, 3, 203.064	IGC4778-HU
C320	Spark Plug Wire	3.2L	4Matic	To Spark Plug 3A Or 3B, 3, 203.084	IGC4778-HU
C320	Spark Plug Wire	3.2L	Base	To Spark Plug 3A Or 3B, 3, 203.264	IGC4778-HU
C320	Spark Plug Wire	3.2L	4Matic	To Spark Plug 3A Or 3B, 3, 203.284	IGC4778-HU

Vehicle	Part Type	Engine Size	Trim	Note(s)	Part Number
<b>2003 Mercedes-Benz (cont'd)</b>					
C320	Spark Plug Wire	3.2L	Base	To Spark Plug 3A Or 3B, 3, 203.764	IGC4778-HU
C320	Spark Plug Wire	3.2L	Base	To Spark Plug 4A Or 4B, 4, 203.064	IGC4778-HU
C320	Spark Plug Wire	3.2L	4Matic	To Spark Plug 4A Or 4B, 4, 203.084	IGC4778-HU
C320	Spark Plug Wire	3.2L	Base	To Spark Plug 4A Or 4B, 4, 203.264	IGC4778-HU
C320	Spark Plug Wire	3.2L	4Matic	To Spark Plug 4A Or 4B, 4, 203.284	IGC4778-HU
C320	Spark Plug Wire	3.2L	Base	To Spark Plug 4A Or 4B, 4, 203.764	IGC4778-HU
C320	Spark Plug Wire	3.2L	Base	To Spark Plug 5A or 5B, 5, 203.064	IGC4778-HU
C320	Spark Plug Wire	3.2L	4Matic	To Spark Plug 5A or 5B, 5, 203.084	IGC4778-HU
C320	Spark Plug Wire	3.2L	Base	To Spark Plug 5A or 5B, 5, 203.264	IGC4778-HU
C320	Spark Plug Wire	3.2L	4Matic	To Spark Plug 5A or 5B, 5, 203.284	IGC4778-HU
C320	Spark Plug Wire	3.2L	Base	To Spark Plug 5A or 5B, 5, 203.764	IGC4778-HU
C320	Spark Plug Wire	3.2L	Base	To Spark Plug 6A Or 6B, 6, 203.064	IGC4778-HU
C320	Spark Plug Wire	3.2L	4Matic	To Spark Plug 6A Or 6B, 6, 203.084	IGC4778-HU
C320	Spark Plug Wire	3.2L	Base	To Spark Plug 6A Or 6B, 6, 203.264	IGC4778-HU
C320	Spark Plug Wire	3.2L	4Matic	To Spark Plug 6A Or 6B, 6, 203.284	IGC4778-HU
C320	Spark Plug Wire	3.2L	Base	To Spark Plug 6A Or 6B, 6, 203.764	IGC4778-HU
C320	Mass Air Flow Sensor	3.2L	Base	203.064	MAF8960
C320	Mass Air Flow Sensor	3.2L	4Matic	203.084	MAF8960
C320	Mass Air Flow Sensor	3.2L	Base	203.264	MAF8960
C320	Mass Air Flow Sensor	3.2L	4Matic	203.284	MAF8960
C320	Mass Air Flow Sensor	3.2L	Base	203.764	MAF8960
C320	Manifold Absolute Pressure Sensor	3.2L	Base	203.064	PRS8211-HU
C320	Manifold Absolute Pressure Sensor	3.2L	4Matic	203.084	PRS8211-HU
C320	Manifold Absolute Pressure Sensor	3.2L	Base	203.264	PRS8211-HU

Vehicle	Part Type	Engine Size	Trim	Note(s)	Part Number
<b>2003 Mercedes-Benz (cont'd)</b>					
C320	Manifold Absolute Pressure Sensor	3.2L	4Matic	203.284	PRS8211-HU
C320	Manifold Absolute Pressure Sensor	3.2L	Base	203.764	PRS8211-HU
CL55 AMG	ABS Wheel Speed Sensor	5.5L	Base	W/ Harness, Front, 215.374, SPECIAL ORDER ONLY	ABS1606HU-D
CL55 AMG	Voltage Regulator	5.5L	Base	Bosch Design, GAS, 113.991	ALR0608
CL55 AMG	Voltage Regulator	5.5L	Base	Bosch Design, GAS, 113.991	ALR0611
CL55 AMG	Ignition Coil	5.5L	Base		IGC0143
CL55 AMG	Spark Plug Wire	5.5L	Base	To Spark Plug 1B, 1, Supercharged, 215.374	IGC4778-HU
CL55 AMG	Spark Plug Wire	5.5L	Base	To Spark Plug 2B, 2, Supercharged, 215.374	IGC4778-HU
CL55 AMG	Spark Plug Wire	5.5L	Base	To Spark Plug 3A Or 3B, 3, Supercharged, 215.374	IGC4778-HU
CL55 AMG	Spark Plug Wire	5.5L	Base	To Spark Plug 4A Or 4B, 4, Supercharged, 215.374	IGC4778-HU
CL55 AMG	Spark Plug Wire	5.5L	Base	To Spark Plug 5B, 5, Supercharged, 215.374	IGC4778-HU
CL55 AMG	Spark Plug Wire	5.5L	Base	To Spark Plug 6A Or 6B, 6, Supercharged, 215.374	IGC4778-HU
CL55 AMG	Spark Plug Wire	5.5L	Base	To Spark Plug 7A or 7B, 7, Supercharged, 215.374	IGC4778-HU
CL55 AMG	Spark Plug Wire	5.5L	Base	To Spark Plug 8A Or 8B, 8, Supercharged, 215.374	IGC4778-HU
CL55 AMG	Spark Plug Wire	5.5L	Base	To Spark Plug 2A, 2, Supercharged, 215.374, SPECIAL ORDER ONLY	SPW4779HU-D
CL55 AMG	Spark Plug Wire	5.5L	Base	To Spark Plug 5A, 5, Supercharged, 215.374, SPECIAL ORDER ONLY	SPW4779HU-D
CL500	ABS Wheel Speed Sensor	5.0L	Base	W/ Harness, Front, 215.375, SPECIAL ORDER ONLY	ABS1606HU-D

Vehicle	Part Type	Engine Size	Trim	Note(s)	Part Number
<b>2003 Mercedes-Benz (cont'd)</b>					
CL500	Voltage Regulator	5.0L	Base	215.375	ALR0611
CL500	Engine Crankshaft Position Sensor	5.0L	Base	215.375	CPS8119
CL500	Engine Camshaft Position Sensor	5.0L	Base	215.375	CPS8126-HU
CL500	Fuel Pump	5.0L	Base	From Chassis: A 014721, 215.375, SPECIAL ORDER ONLY	FUP3310HU-D
CL500	Ignition Coil	5.0L	Base		IGC0143
CL500	Spark Plug Wire	5.0L	Base	To Spark Plug 1B, 1, 215.375	IGC4778-HU
CL500	Spark Plug Wire	5.0L	Base	To Spark Plug 2B, 2, 215.375	IGC4778-HU
CL500	Spark Plug Wire	5.0L	Base	To Spark Plug 3A Or 3B, 3, 215.375	IGC4778-HU
CL500	Spark Plug Wire	5.0L	Base	To Spark Plug 4A Or 4B, 4, 215.375	IGC4778-HU
CL500	Spark Plug Wire	5.0L	Base	To Spark Plug 5B, 5, 215.375	IGC4778-HU
CL500	Spark Plug Wire	5.0L	Base	To Spark Plug 6A Or 6B, 6, 215.375	IGC4778-HU
CL500	Spark Plug Wire	5.0L	Base	To Spark Plug 7A or 7B, 7, 215.375	IGC4778-HU
CL500	Spark Plug Wire	5.0L	Base	To Spark Plug 8A Or 8B, 8, 215.375	IGC4778-HU
CL500	Mass Air Flow Sensor	5.0L	Base	215.375	MAF8957
CL500	Manifold Absolute Pressure Sensor	5.0L	Base	215.375	PRS8211-HU
CL500	Spark Plug Wire	5.0L	Base	To Spark Plug 2A, 2, 215.375, SPECIAL ORDER ONLY	SPW4779HU-D
CL500	Spark Plug Wire	5.0L	Base	To Spark Plug 5A, 5, 215.375, SPECIAL ORDER ONLY	SPW4779HU-D
CL600	Engine Crankshaft Position Sensor	5.5L	Base	215.376	CPS8119
CL600	Manifold Absolute Pressure Sensor	5.5L	Base	215.376	PRS8211-HU
CLK55 AMG	ABS Wheel Speed Sensor	5.5L	Base	W/ Harness, Front, 209.376	ABS1600-HU
CLK55 AMG	ABS Wheel Speed Sensor	5.5L	Base	W/ Harness, Rear Right, 209.376, SPECIAL ORDER ONLY	ABS1616HU-D
CLK55 AMG	Voltage Regulator	5.5L	Base	209.376	ALR0570
CLK55 AMG	Ignition Coil	5.5L	Base		IGC0143

Vehicle	Part Type	Engine Size	Trim	Note(s)	Part Number
<b>2003 Mercedes-Benz (cont'd)</b>					
CLK55 AMG	Spark Plug Wire	5.5L	Base	To Spark Plug 1B, 1, 209.376	IGC4778-HU
CLK55 AMG	Spark Plug Wire	5.5L	Base	To Spark Plug 2B, 2, 209.376	IGC4778-HU
CLK55 AMG	Spark Plug Wire	5.5L	Base	To Spark Plug 3A Or 3B, 3, 209.376	IGC4778-HU
CLK55 AMG	Spark Plug Wire	5.5L	Base	To Spark Plug 4A Or 4B, 4, 209.376	IGC4778-HU
CLK55 AMG	Spark Plug Wire	5.5L	Base	To Spark Plug 5B, 5, 209.376	IGC4778-HU
CLK55 AMG	Spark Plug Wire	5.5L	Base	To Spark Plug 6A Or 6B, 6, 209.376	IGC4778-HU
CLK55 AMG	Spark Plug Wire	5.5L	Base	To Spark Plug 7A or 7B, 7, 209.376	IGC4778-HU
CLK55 AMG	Spark Plug Wire	5.5L	Base	To Spark Plug 8A Or 8B, 8, 209.376	IGC4778-HU
CLK55 AMG	Mass Air Flow Sensor	5.5L	Base	w/ OE No. A 113 094 00 48	MAF8957
CLK55 AMG	Spark Plug Wire	5.5L	Base	To Spark Plug 2A, 2, 209.376, SPECIAL ORDER ONLY	SPW4779HU-D
CLK55 AMG	Spark Plug Wire	5.5L	Base	To Spark Plug 5A, 5, 209.376, SPECIAL ORDER ONLY	SPW4779HU-D
CLK320	ABS Wheel Speed Sensor	3.2L	Base	W/ Harness, Front, 209.365	ABS1600-HU
CLK320	ABS Wheel Speed Sensor	3.2L	Base	W/ Harness, Rear Right, 209.365, SPECIAL ORDER ONLY	ABS1616HU-D
CLK320	Voltage Regulator	3.2L	Base	70A BOSCH, 209.365	ALR0570
CLK320	Voltage Regulator	3.2L	Base	90A BOSCH, 209.365	ALR0573
CLK320	Engine Crankshaft Position Sensor	3.2L	Base	208.465	CPS8119
CLK320	Engine Crankshaft Position Sensor	3.2L	Base	209.365	CPS8119
CLK320	Engine Camshaft Position Sensor	3.2L	Base	208.465	CPS8126-HU
CLK320	Engine Camshaft Position Sensor	3.2L	Base	209.365	CPS8126-HU
CLK320	Fuel Pump	3.2L	Base	USA, 208.465, SPECIAL ORDER ONLY	FUP3308-D
CLK320	Fuel Pump Module Assembly	3.2L	Base	W/ FLUID LEVEL SENSOR, 209.365, SPECIAL ORDER ONLY	FUP3393HU-D



Vehicle	Part Type	Engine Size	Trim	Note(s)	Part Number
<b>2003 Mercedes-Benz (cont'd)</b>					
CLK320	Ignition Coil	3.2L	Base		IGC0143
CLK320	Spark Plug Wire	3.2L	Base	To Spark Plug 1A Or 1B, 1, 208.465	IGC4778-HU
CLK320	Spark Plug Wire	3.2L	Base	To Spark Plug 1A Or 1B, 1, 209.365	IGC4778-HU
CLK320	Spark Plug Wire	3.2L	Base	To Spark Plug 2A or 2B, 2, 208.465	IGC4778-HU
CLK320	Spark Plug Wire	3.2L	Base	To Spark Plug 2A or 2B, 2, 209.365	IGC4778-HU
CLK320	Spark Plug Wire	3.2L	Base	To Spark Plug 3A Or 3B, 3, 208.465	IGC4778-HU
CLK320	Spark Plug Wire	3.2L	Base	To Spark Plug 3A Or 3B, 3, 209.365	IGC4778-HU
CLK320	Spark Plug Wire	3.2L	Base	To Spark Plug 4A Or 4B, 4, 208.465	IGC4778-HU
CLK320	Spark Plug Wire	3.2L	Base	To Spark Plug 4A Or 4B, 4, 209.365	IGC4778-HU
CLK320	Spark Plug Wire	3.2L	Base	To Spark Plug 5A or 5B, 5, 208.465	IGC4778-HU
CLK320	Spark Plug Wire	3.2L	Base	To Spark Plug 5A or 5B, 5, 209.365	IGC4778-HU
CLK320	Spark Plug Wire	3.2L	Base	To Spark Plug 6A Or 6B, 6, 208.465	IGC4778-HU
CLK320	Spark Plug Wire	3.2L	Base	To Spark Plug 6A Or 6B, 6, 209.365	IGC4778-HU
CLK320	Mass Air Flow Sensor	3.2L	Base	209.365	MAF8960
CLK320	Mass Air Flow Sensor	3.2L	Base	USA, 208.465	MAF8960
CLK320	Manifold Absolute Pressure Sensor	3.2L	Base	208.465	PRS8211-HU
CLK320	Manifold Absolute Pressure Sensor	3.2L	Base	209.365	PRS8211-HU
CLK430	Engine Crankshaft Position Sensor	4.3L	Base	208.470	CPS8119
CLK430	Engine Camshaft Position Sensor	4.3L	Base	208.470	CPS8126-HU
CLK430	Fuel Pump	4.3L	Base	USA, 208.470, SPECIAL ORDER ONLY	FUP3309-D
CLK430	Ignition Coil	4.3L	Base		IGC0143
CLK430	Spark Plug Wire	4.3L	Base	To Spark Plug 1B, 1, 208.470	IGC4778-HU
CLK430	Spark Plug Wire	4.3L	Base	To Spark Plug 2B, 2, 208.470	IGC4778-HU
CLK430	Spark Plug Wire	4.3L	Base	To Spark Plug 3A Or 3B, 3, 208.470	IGC4778-HU
CLK430	Spark Plug Wire	4.3L	Base	To Spark Plug 4A Or 4B, 4, 208.470	IGC4778-HU

Vehicle	Part Type	Engine Size	Trim	Note(s)	Part Number
<b>2003 Mercedes-Benz (cont'd)</b>					
CLK430	Spark Plug Wire	4.3L	Base	To Spark Plug 5B, 5, 208.470	IGC4778-HU
CLK430	Spark Plug Wire	4.3L	Base	To Spark Plug 6A Or 6B, 6, 208.470	IGC4778-HU
CLK430	Spark Plug Wire	4.3L	Base	To Spark Plug 7A or 7B, 7, 208.470	IGC4778-HU
CLK430	Spark Plug Wire	4.3L	Base	To Spark Plug 8A Or 8B, 8, 208.470	IGC4778-HU
CLK430	Mass Air Flow Sensor	4.3L	Base	208.470	MAF8957
CLK430	Manifold Absolute Pressure Sensor	4.3L	Base	208.470	PRS8211-HU
CLK430	Spark Plug Wire	4.3L	Base	To Spark Plug 2A, 2, 208.470, SPECIAL ORDER ONLY	SPW4779HU-D
CLK430	Spark Plug Wire	4.3L	Base	To Spark Plug 5A, 5, 208.470, SPECIAL ORDER ONLY	SPW4779HU-D
CLK500	ABS Wheel Speed Sensor	5.0L	Base	W/ Harness, Front, 209.375	ABS1600-HU
CLK500	ABS Wheel Speed Sensor	5.0L	Base	W/ Harness, Rear Right, 209.375, SPECIAL ORDER ONLY	ABS1616HU-D
CLK500	Voltage Regulator	5.0L	Base	209.375	ALR0570
CLK500	Engine Crankshaft Position Sensor	5.0L	Base	209.375	CPS8119
CLK500	Engine Camshaft Position Sensor	5.0L	Base	209.375	CPS8126-HU
CLK500	Ignition Coil	5.0L	Base		IGC0143
CLK500	Spark Plug Wire	5.0L	Base	To Spark Plug 1B, 1, 209.375	IGC4778-HU
CLK500	Spark Plug Wire	5.0L	Base	To Spark Plug 2B, 2, 209.375	IGC4778-HU
CLK500	Spark Plug Wire	5.0L	Base	To Spark Plug 3A Or 3B, 3, 209.375	IGC4778-HU
CLK500	Spark Plug Wire	5.0L	Base	To Spark Plug 4A Or 4B, 4, 209.375	IGC4778-HU
CLK500	Spark Plug Wire	5.0L	Base	To Spark Plug 5B, 5, 209.375	IGC4778-HU
CLK500	Spark Plug Wire	5.0L	Base	To Spark Plug 6A Or 6B, 6, 209.375	IGC4778-HU
CLK500	Spark Plug Wire	5.0L	Base	To Spark Plug 7A or 7B, 7, 209.375	IGC4778-HU
CLK500	Spark Plug Wire	5.0L	Base	To Spark Plug 8A Or 8B, 8, 209.375	IGC4778-HU
CLK500	Mass Air Flow Sensor	5.0L	Base	209.375	MAF8957

Vehicle	Part Type	Engine Size	Trim	Note(s)	Part Number
<b>2003 Mercedes-Benz (cont'd)</b>					
CLK500	Manifold Absolute Pressure Sensor	5.0L	Base	209.375	PRS8211-HU
CLK500	Spark Plug Wire	5.0L	Base	To Spark Plug 2A, 2, 209.375, SPECIAL ORDER ONLY	SPW4779HU-D
CLK500	Spark Plug Wire	5.0L	Base	To Spark Plug 5A, 5, 209.375, SPECIAL ORDER ONLY	SPW4779HU-D
E55 AMG	ABS Wheel Speed Sensor	5.5L	Base	W/ Harness, Front, 211.076, SPECIAL ORDER ONLY	ABS1603-D
E55 AMG	ABS Wheel Speed Sensor	5.5L	Base	W/ Harness, Rear, 211.076	ABS1607
E55 AMG	Voltage Regulator	5.5L	Base	Bosch Design, GAS, 113.990	ALR0608
E55 AMG	Voltage Regulator	5.5L	Base	Bosch Design, GAS, 113.990	ALR0611
E55 AMG	Ignition Coil	5.5L	Base		IGC0143
E55 AMG	Spark Plug Wire	5.5L	Base	To Spark Plug 1B, 1, 211.076	IGC4778-HU
E55 AMG	Spark Plug Wire	5.5L	Base	To Spark Plug 2B, 2, 211.076	IGC4778-HU
E55 AMG	Spark Plug Wire	5.5L	Base	To Spark Plug 3A Or 3B, 3, 211.076	IGC4778-HU
E55 AMG	Spark Plug Wire	5.5L	Base	To Spark Plug 4A Or 4B, 4, 211.076	IGC4778-HU
E55 AMG	Spark Plug Wire	5.5L	Base	To Spark Plug 5B, 5, 211.076	IGC4778-HU
E55 AMG	Spark Plug Wire	5.5L	Base	To Spark Plug 6A Or 6B, 6, 211.076	IGC4778-HU
E55 AMG	Spark Plug Wire	5.5L	Base	To Spark Plug 7A or 7B, 7, 211.076	IGC4778-HU
E55 AMG	Spark Plug Wire	5.5L	Base	To Spark Plug 8A Or 8B, 8, 211.076	IGC4778-HU
E55 AMG	Spark Plug Wire	5.5L	Base	To Spark Plug 2A, 2, 211.076, SPECIAL ORDER ONLY	SPW4779HU-D
E55 AMG	Spark Plug Wire	5.5L	Base	To Spark Plug 5A, 5, 211.076, SPECIAL ORDER ONLY	SPW4779HU-D
E320	ABS Wheel Speed Sensor	3.2L	Base	W/ Harness, Front, 211.065, SPECIAL ORDER ONLY	ABS1603-D
E320	ABS Wheel Speed Sensor	3.2L	Base	W/ Harness, Rear, 211.065	ABS1607

Vehicle	Part Type	Engine Size	Trim	Note(s)	Part Number
<b>2003 Mercedes-Benz (cont'd)</b>					
E320	ABS Wheel Speed Sensor	3.2L	Base	W/ Harness, Rear Right, 210.265, SPECIAL ORDER ONLY	ABS1636HU-D
E320	ABS Wheel Speed Sensor	3.2L	4Matic	W/ Harness, Rear Right, 210.282, SPECIAL ORDER ONLY	ABS1636HU-D
E320	Engine Crankshaft Position Sensor	3.2L	Base	211.065	CPS8119
E320	Engine Crankshaft Position Sensor	3.2L	Base	From Engine # 30 370999; 000001, 210.265	CPS8119
E320	Engine Crankshaft Position Sensor	3.2L	4Matic	From Engine # 30 370999; 000001, 210.282	CPS8119
E320	Engine Crankshaft Position Sensor	3.2L	Base	To Engine # 30 370998; 000000, 210.265	CPS8124HU-D
E320	Engine Crankshaft Position Sensor	3.2L	4Matic	To Engine # 30 370998; 000000, 210.282	CPS8124HU-D
E320	Engine Camshaft Position Sensor	3.2L	Base	210.265	CPS8126-HU
E320	Engine Camshaft Position Sensor	3.2L	4Matic	210.282	CPS8126-HU
E320	Engine Camshaft Position Sensor	3.2L	Base	211.065	CPS8126-HU
E320	Fuel Pump	3.2L	Base	210.265, SPECIAL ORDER ONLY	FUP3309-D
E320	Fuel Pump	3.2L	4Matic	210.282, SPECIAL ORDER ONLY	FUP3309-D
E320	Fuel Pump Module Assembly	3.2L	Base	W/ FLUID LEVEL SENSOR; EXC PZEV EMISSION, 211.065, SPECIAL ORDER ONLY	FUP3426HU-D
E320	Ignition Coil	3.2L	4Matic, Base		IGC0143
E320	Spark Plug Wire	3.2L	Base	To Spark Plug 1A Or 1B, 1, 210.265	IGC4778-HU
E320	Spark Plug Wire	3.2L	4Matic	To Spark Plug 1A Or 1B, 1, 210.282	IGC4778-HU
E320	Spark Plug Wire	3.2L	Base	To Spark Plug 1A Or 1B, 1, 211.065	IGC4778-HU
E320	Spark Plug Wire	3.2L	Base	To Spark Plug 2A or 2B, 2, 210.265	IGC4778-HU
E320	Spark Plug Wire	3.2L	4Matic	To Spark Plug 2A or 2B, 2, 210.282	IGC4778-HU
E320	Spark Plug Wire	3.2L	Base	To Spark Plug 2A or 2B, 2, 211.065	IGC4778-HU

Vehicle	Part Type	Engine Size	Trim	Note(s)	Part Number
<b>2003 Mercedes-Benz (cont'd)</b>					
E320	Spark Plug Wire	3.2L	Base	To Spark Plug 3A Or 3B, 3, 210.265	IGC4778-HU
E320	Spark Plug Wire	3.2L	4Matic	To Spark Plug 3A Or 3B, 3, 210.282	IGC4778-HU
E320	Spark Plug Wire	3.2L	Base	To Spark Plug 3A Or 3B, 3, 211.065	IGC4778-HU
E320	Spark Plug Wire	3.2L	Base	To Spark Plug 4A Or 4B, 4, 210.265	IGC4778-HU
E320	Spark Plug Wire	3.2L	4Matic	To Spark Plug 4A Or 4B, 4, 210.282	IGC4778-HU
E320	Spark Plug Wire	3.2L	Base	To Spark Plug 4A Or 4B, 4, 211.065	IGC4778-HU
E320	Spark Plug Wire	3.2L	Base	To Spark Plug 5A or 5B, 5, 210.265	IGC4778-HU
E320	Spark Plug Wire	3.2L	4Matic	To Spark Plug 5A or 5B, 5, 210.282	IGC4778-HU
E320	Spark Plug Wire	3.2L	Base	To Spark Plug 5A or 5B, 5, 211.065	IGC4778-HU
E320	Spark Plug Wire	3.2L	Base	To Spark Plug 6A Or 6B, 6, 210.265	IGC4778-HU
E320	Spark Plug Wire	3.2L	4Matic	To Spark Plug 6A Or 6B, 6, 210.282	IGC4778-HU
E320	Spark Plug Wire	3.2L	Base	To Spark Plug 6A Or 6B, 6, 211.065	IGC4778-HU
E320	Mass Air Flow Sensor	3.2L	Base	210.265	MAF8960
E320	Mass Air Flow Sensor	3.2L	4Matic	210.282	MAF8960
E320	Mass Air Flow Sensor	3.2L	Base	211.065	MAF8960
E320	Manifold Absolute Pressure Sensor	3.2L	Base	210.265	PRS8211-HU
E320	Manifold Absolute Pressure Sensor	3.2L	4Matic	210.282	PRS8211-HU
E320	Manifold Absolute Pressure Sensor	3.2L	Base	211.065	PRS8211-HU
E500	ABS Wheel Speed Sensor	5.0L	Base	W/ Harness, Front, 211.070, SPECIAL ORDER ONLY	ABS1603-D
E500	ABS Wheel Speed Sensor	5.0L	Base	W/ Harness, Rear, 211.070	ABS1607
E500	Voltage Regulator	5.0L	Base	211.070	ALR0611
E500	Engine Crankshaft Position Sensor	5.0L	Base	211.070	CPS8119
E500	Engine Camshaft Position Sensor	5.0L	Base	211.070	CPS8126-HU

Vehicle	Part Type	Engine Size	Trim	Note(s)	Part Number
<b>2003 Mercedes-Benz (cont'd)</b>					
E500	Fuel Pump Module Assembly	5.0L	Base	W/ FLUID LEVEL SENSOR; EXC PZEV EMISSION, 211.070, SPECIAL ORDER ONLY	FUP3426HU-D
E500	Ignition Coil	5.0L	Base		IGC0143
E500	Spark Plug Wire	5.0L	Base	To Spark Plug 1B, 1, 211.070	IGC4778-HU
E500	Spark Plug Wire	5.0L	Base	To Spark Plug 2B, 2, 211.070	IGC4778-HU
E500	Spark Plug Wire	5.0L	Base	To Spark Plug 3A Or 3B, 3, 211.070	IGC4778-HU
E500	Spark Plug Wire	5.0L	Base	To Spark Plug 4A Or 4B, 4, 211.070	IGC4778-HU
E500	Spark Plug Wire	5.0L	Base	To Spark Plug 5B, 5, 211.070	IGC4778-HU
E500	Spark Plug Wire	5.0L	Base	To Spark Plug 6A Or 6B, 6, 211.070	IGC4778-HU
E500	Spark Plug Wire	5.0L	Base	To Spark Plug 7A or 7B, 7, 211.070	IGC4778-HU
E500	Spark Plug Wire	5.0L	Base	To Spark Plug 8A Or 8B, 8, 211.070	IGC4778-HU
E500	Mass Air Flow Sensor	5.0L	Base	211.070	MAF8957
E500	Manifold Absolute Pressure Sensor	5.0L	Base	211.070	PRS8211-HU
E500	Spark Plug Wire	5.0L	Base	To Spark Plug 2A, 2, 211.070, SPECIAL ORDER ONLY	SPW4779HU-D
E500	Spark Plug Wire	5.0L	Base	To Spark Plug 5A, 5, 211.070, SPECIAL ORDER ONLY	SPW4779HU-D
G55 AMG	Fuel Pump	5.5L	Base	463.246, SPECIAL ORDER ONLY	FUP3309-D
G55 AMG	Ignition Coil	5.5L	Base		IGC0143
G55 AMG	Spark Plug Wire	5.5L	Base	To Spark Plug 1B, 1, 463.246	IGC4778-HU
G55 AMG	Spark Plug Wire	5.5L	Base	To Spark Plug 2B, 2, 463.246	IGC4778-HU
G55 AMG	Spark Plug Wire	5.5L	Base	To Spark Plug 3A Or 3B, 3, 463.246	IGC4778-HU
G55 AMG	Spark Plug Wire	5.5L	Base	To Spark Plug 4A Or 4B, 4, 463.246	IGC4778-HU
G55 AMG	Spark Plug Wire	5.5L	Base	To Spark Plug 5B, 5, 463.246	IGC4778-HU
G55 AMG	Spark Plug Wire	5.5L	Base	To Spark Plug 6A Or 6B, 6, 463.246	IGC4778-HU

Vehicle	Part Type	Engine Size	Trim	Note(s)	Part Number
<b>2003 Mercedes-Benz (cont'd)</b>					
G55 AMG	Spark Plug Wire	5.5L	Base	To Spark Plug 7A or 7B, 7, 463.246	IGC4778-HU
G55 AMG	Spark Plug Wire	5.5L	Base	To Spark Plug 8A Or 8B, 8, 463.246	IGC4778-HU
G55 AMG	Spark Plug Wire	5.5L	Base	To Spark Plug 2A, 2, 463.246, SPECIAL ORDER ONLY	SPW4779HU-D
G55 AMG	Spark Plug Wire	5.5L	Base	To Spark Plug 5A, 5, 463.246, SPECIAL ORDER ONLY	SPW4779HU-D
G500	Fuel Pump	5.0L	Base	463.249, SPECIAL ORDER ONLY	FUP3309-D
G500	Ignition Coil	5.0L	Base		IGC0143
G500	Spark Plug Wire	5.0L	Base	To Spark Plug 1B, 1, 463.249	IGC4778-HU
G500	Spark Plug Wire	5.0L	Base	To Spark Plug 2B, 2, 463.249	IGC4778-HU
G500	Spark Plug Wire	5.0L	Base	To Spark Plug 3A Or 3B, 3, 463.249	IGC4778-HU
G500	Spark Plug Wire	5.0L	Base	To Spark Plug 4A Or 4B, 4, 463.249	IGC4778-HU
G500	Spark Plug Wire	5.0L	Base	To Spark Plug 5B, 5, 463.249	IGC4778-HU
G500	Spark Plug Wire	5.0L	Base	To Spark Plug 6A Or 6B, 6, 463.249	IGC4778-HU
G500	Spark Plug Wire	5.0L	Base	To Spark Plug 7A or 7B, 7, 463.249	IGC4778-HU
G500	Spark Plug Wire	5.0L	Base	To Spark Plug 8A Or 8B, 8, 463.249	IGC4778-HU
G500	Manifold Absolute Pressure Sensor	5.0L	Base	463.249	PRS8211-HU
G500	Spark Plug Wire	5.0L	Base	To Spark Plug 2A, 2, 463.249, SPECIAL ORDER ONLY	SPW4779HU-D
G500	Spark Plug Wire	5.0L	Base	To Spark Plug 5A, 5, 463.249, SPECIAL ORDER ONLY	SPW4779HU-D
ML55 AMG	Voltage Regulator	5.5L	Base	163.174	ALR0570
ML55 AMG	Ignition Coil	5.5L	Base		IGC0143
ML55 AMG	Spark Plug Wire	5.5L	Base	To Spark Plug 1B, 1, 163.174	IGC4778-HU
ML55 AMG	Spark Plug Wire	5.5L	Base	To Spark Plug 2B, 2, 163.174	IGC4778-HU
ML55 AMG	Spark Plug Wire	5.5L	Base	To Spark Plug 3A Or 3B, 3, 163.174	IGC4778-HU

Vehicle	Part Type	Engine Size	Trim	Note(s)	Part Number
<b>2003 Mercedes-Benz (cont'd)</b>					
ML55 AMG	Spark Plug Wire	5.5L	Base	To Spark Plug 4A Or 4B, 4, 163.174	IGC4778-HU
ML55 AMG	Spark Plug Wire	5.5L	Base	To Spark Plug 5B, 5, 163.174	IGC4778-HU
ML55 AMG	Spark Plug Wire	5.5L	Base	To Spark Plug 6A Or 6B, 6, 163.174	IGC4778-HU
ML55 AMG	Spark Plug Wire	5.5L	Base	To Spark Plug 7A or 7B, 7, 163.174	IGC4778-HU
ML55 AMG	Spark Plug Wire	5.5L	Base	To Spark Plug 8A Or 8B, 8, 163.174	IGC4778-HU
ML55 AMG	Mass Air Flow Sensor	5.5L	Base	w/ OE No. A 113 094 00 48	MAF8957
ML55 AMG	Spark Plug Wire	5.5L	Base	To Spark Plug 2A, 2, 163.174, SPECIAL ORDER ONLY	SPW4779HU-D
ML55 AMG	Spark Plug Wire	5.5L	Base	To Spark Plug 5A, 5, 163.174, SPECIAL ORDER ONLY	SPW4779HU-D
ML320	ABS Wheel Speed Sensor	3.2L	Base	W/ Harness, Rear Right, 163.154, SPECIAL ORDER ONLY	ABS1610HU-D
ML320	ABS Wheel Speed Sensor	3.2L	Base	W/ Harness, Rear Left, 163.154, SPECIAL ORDER ONLY	ABS1611HU-D
ML320	ABS Wheel Speed Sensor	3.2L	Base	W/ Harness, Front Right, 163.154, SPECIAL ORDER ONLY	ABS1612HU-D
ML320	Voltage Regulator	3.2L	Base	163.154	ALR0570
ML320	Engine Crankshaft Position Sensor	3.2L	Base	From Engine # 30 358407, 163.154	CPS8119
ML320	Engine Crankshaft Position Sensor	3.2L	Base	To Engine # 30 358406, 163.154	CPS8124HU-D
ML320	Engine Camshaft Position Sensor	3.2L	Base	163.154	CPS8126-HU
ML320	Ignition Coil	3.2L	Base		IGC0143
ML320	Spark Plug Wire	3.2L	Base	To Spark Plug 1A Or 1B, 1, 163.154	IGC4778-HU
ML320	Spark Plug Wire	3.2L	Base	To Spark Plug 2A or 2B, 2, 163.154	IGC4778-HU
ML320	Spark Plug Wire	3.2L	Base	To Spark Plug 3A Or 3B, 3, 163.154	IGC4778-HU
ML320	Spark Plug Wire	3.2L	Base	To Spark Plug 4A Or 4B, 4, 163.154	IGC4778-HU
ML320	Spark Plug Wire	3.2L	Base	To Spark Plug 5A or 5B, 5, 163.154	IGC4778-HU



Vehicle	Part Type	Engine Size	Trim	Note(s)	Part Number
<b>2003 Mercedes-Benz (cont'd)</b>					
ML320	Spark Plug Wire	3.2L	Base	To Spark Plug 6A Or 6B, 6, 163.154	IGC4778-HU
ML320	Mass Air Flow Sensor	3.2L	Base	163.154	MAF8960
ML320	Manifold Absolute Pressure Sensor	3.2L	Base	163.154	PRS8211-HU
ML350	ABS Wheel Speed Sensor	3.7L	Base	W/ Harness, Rear Right, 163.157, SPECIAL ORDER ONLY	ABS1610HU-D
ML350	ABS Wheel Speed Sensor	3.7L	Base	W/ Harness, Rear Left, 163.157, SPECIAL ORDER ONLY	ABS1611HU-D
ML350	ABS Wheel Speed Sensor	3.7L	Base	W/ Harness, Front Right, 163.157, SPECIAL ORDER ONLY	ABS1612HU-D
ML350	Voltage Regulator	3.7L	Base	163.157	ALR0570
ML350	Engine Crankshaft Position Sensor	3.7L	Base	163.157	CPS8119
ML350	Engine Camshaft Position Sensor	3.7L	Base	163.157	CPS8126-HU
ML350	Ignition Coil	3.7L	Base		IGC0143
ML350	Spark Plug Wire	3.7L	Base	To Spark Plug 1A Or 1B, 1, 163.157	IGC4778-HU
ML350	Spark Plug Wire	3.7L	Base	To Spark Plug 2A or 2B, 2, 163.157	IGC4778-HU
ML350	Spark Plug Wire	3.7L	Base	To Spark Plug 3A Or 3B, 3, 163.157	IGC4778-HU
ML350	Spark Plug Wire	3.7L	Base	To Spark Plug 4A Or 4B, 4, 163.157	IGC4778-HU
ML350	Spark Plug Wire	3.7L	Base	To Spark Plug 5A or 5B, 5, 163.157	IGC4778-HU
ML350	Spark Plug Wire	3.7L	Base	To Spark Plug 6A Or 6B, 6, 163.157	IGC4778-HU
ML350	Mass Air Flow Sensor	3.7L	Base	163.157	MAF8960
ML350	Manifold Absolute Pressure Sensor	3.7L	Base	163.157	PRS8211-HU
ML500	ABS Wheel Speed Sensor	5.0L	Base	W/ Harness, Rear Right, 163.175, SPECIAL ORDER ONLY	ABS1610HU-D
ML500	ABS Wheel Speed Sensor	5.0L	Base	W/ Harness, Rear Left, 163.175, SPECIAL ORDER ONLY	ABS1611HU-D

Vehicle	Part Type	Engine Size	Trim	Note(s)	Part Number
<b>2003 Mercedes-Benz (cont'd)</b>					
ML500	ABS Wheel Speed Sensor	5.0L	Base	W/ Harness, Front Right, 163.175, SPECIAL ORDER ONLY	ABS1612HU-D
ML500	Voltage Regulator	5.0L	Base	163.175	ALR0570
ML500	Ignition Coil	5.0L	Base		IGC0143
ML500	Spark Plug Wire	5.0L	Base	To Spark Plug 1B, 1, 163.175	IGC4778-HU
ML500	Spark Plug Wire	5.0L	Base	To Spark Plug 2B, 2, 163.175	IGC4778-HU
ML500	Spark Plug Wire	5.0L	Base	To Spark Plug 3A Or 3B, 3, 163.175	IGC4778-HU
ML500	Spark Plug Wire	5.0L	Base	To Spark Plug 4A Or 4B, 4, 163.175	IGC4778-HU
ML500	Spark Plug Wire	5.0L	Base	To Spark Plug 5B, 5, 163.175	IGC4778-HU
ML500	Spark Plug Wire	5.0L	Base	To Spark Plug 6A Or 6B, 6, 163.175	IGC4778-HU
ML500	Spark Plug Wire	5.0L	Base	To Spark Plug 7A or 7B, 7, 163.175	IGC4778-HU
ML500	Spark Plug Wire	5.0L	Base	To Spark Plug 8A Or 8B, 8, 163.175	IGC4778-HU
ML500	Mass Air Flow Sensor	5.0L	Base	w/ OE No. A 113 094 00 48	MAF8957
ML500	Spark Plug Wire	5.0L	Base	To Spark Plug 2A, 2, 163.175, SPECIAL ORDER ONLY	SPW4779HU-D
ML500	Spark Plug Wire	5.0L	Base	To Spark Plug 5A, 5, 163.175, SPECIAL ORDER ONLY	SPW4779HU-D
S55 AMG	ABS Wheel Speed Sensor	5.5L	Kompressor	W/ Harness, Front, 220.174, SPECIAL ORDER ONLY	ABS1606HU-D
S55 AMG	Voltage Regulator	5.5L	Kompressor	Bosch Design, GAS, 113.991	ALR0608
S55 AMG	Voltage Regulator	5.5L	Kompressor	Bosch Design, GAS, 113.991	ALR0611
S55 AMG	Ignition Coil	5.5L	Kompressor		IGC0143
S55 AMG	Spark Plug Wire	5.5L	Kompressor	To Spark Plug 1B, 1, 220.174	IGC4778-HU
S55 AMG	Spark Plug Wire	5.5L	Kompressor	To Spark Plug 2B, 2, 220.174	IGC4778-HU
S55 AMG	Spark Plug Wire	5.5L	Kompressor	To Spark Plug 3A Or 3B, 3, 220.174	IGC4778-HU
S55 AMG	Spark Plug Wire	5.5L	Kompressor	To Spark Plug 4A Or 4B, 4, 220.174	IGC4778-HU
S55 AMG	Spark Plug Wire	5.5L	Kompressor	To Spark Plug 5B, 5, 220.174	IGC4778-HU

Vehicle	Part Type	Engine Size	Trim	Note(s)	Part Number
<b>2003 Mercedes-Benz (cont'd)</b>					
S55 AMG	Spark Plug Wire	5.5L	Kompressor	To Spark Plug 6A Or 6B, 6, 220.174	IGC4778-HU
S55 AMG	Spark Plug Wire	5.5L	Kompressor	To Spark Plug 7A or 7B, 7, 220.174	IGC4778-HU
S55 AMG	Spark Plug Wire	5.5L	Kompressor	To Spark Plug 8A Or 8B, 8, 220.174	IGC4778-HU
S55 AMG	Mass Air Flow Sensor	5.5L	Kompressor	w/ OE No. A 113 094 00 48	MAF8957
S55 AMG	Spark Plug Wire	5.5L	Kompressor	To Spark Plug 2A, 2, 220.174, SPECIAL ORDER ONLY	SPW4779HU-D
S55 AMG	Spark Plug Wire	5.5L	Kompressor	To Spark Plug 5A, 5, 220.174, SPECIAL ORDER ONLY	SPW4779HU-D
S430	ABS Wheel Speed Sensor	4.3L	Base	W/ Harness, Front, 220.170, SPECIAL ORDER ONLY	ABS1606HU-D
S430	Voltage Regulator	4.3L	Base	220.170	ALR0611
S430	Voltage Regulator	4.3L	4Matic	220.183	ALR0611
S430	Engine Crankshaft Position Sensor	4.3L	Base	220.170	CPS8119
S430	Engine Crankshaft Position Sensor	4.3L	4Matic	220.183	CPS8119
S430	Engine Camshaft Position Sensor	4.3L	Base	220.170	CPS8126-HU
S430	Engine Camshaft Position Sensor	4.3L	4Matic	220.183	CPS8126-HU
S430	Fuel Pump	4.3L	Base	From Chassis: A 191481, 220.170, SPECIAL ORDER ONLY	FUP3310HU-D
S430	Fuel Pump	4.3L	4Matic	From Chassis: A 191481, 220.183, SPECIAL ORDER ONLY	FUP3310HU-D
S430	Ignition Coil	4.3L	4Matic, Base		IGC0143
S430	Spark Plug Wire	4.3L	Base	To Spark Plug 1B, 1, 220.170	IGC4778-HU
S430	Spark Plug Wire	4.3L	4Matic	To Spark Plug 1B, 1, 220.183	IGC4778-HU
S430	Spark Plug Wire	4.3L	Base	To Spark Plug 2B, 2, 220.170	IGC4778-HU
S430	Spark Plug Wire	4.3L	4Matic	To Spark Plug 2B, 2, 220.183	IGC4778-HU
S430	Spark Plug Wire	4.3L	Base	To Spark Plug 3A Or 3B, 3, 220.170	IGC4778-HU
S430	Spark Plug Wire	4.3L	4Matic	To Spark Plug 3A Or 3B, 3, 220.183	IGC4778-HU

Vehicle	Part Type	Engine Size	Trim	Note(s)	Part Number
<b>2003 Mercedes-Benz (cont'd)</b>					
S430	Spark Plug Wire	4.3L	Base	To Spark Plug 4A Or 4B, 4, 220.170	IGC4778-HU
S430	Spark Plug Wire	4.3L	4Matic	To Spark Plug 4A Or 4B, 4, 220.183	IGC4778-HU
S430	Spark Plug Wire	4.3L	Base	To Spark Plug 5B, 5, 220.170	IGC4778-HU
S430	Spark Plug Wire	4.3L	4Matic	To Spark Plug 5B, 5, 220.183	IGC4778-HU
S430	Spark Plug Wire	4.3L	Base	To Spark Plug 6A Or 6B, 6, 220.170	IGC4778-HU
S430	Spark Plug Wire	4.3L	4Matic	To Spark Plug 6A Or 6B, 6, 220.183	IGC4778-HU
S430	Spark Plug Wire	4.3L	Base	To Spark Plug 7A or 7B, 7, 220.170	IGC4778-HU
S430	Spark Plug Wire	4.3L	4Matic	To Spark Plug 7A or 7B, 7, 220.183	IGC4778-HU
S430	Spark Plug Wire	4.3L	Base	To Spark Plug 8A Or 8B, 8, 220.170	IGC4778-HU
S430	Spark Plug Wire	4.3L	4Matic	To Spark Plug 8A Or 8B, 8, 220.183	IGC4778-HU
S430	Mass Air Flow Sensor	4.3L	Base	220.170	MAF8957
S430	Mass Air Flow Sensor	4.3L	4Matic	220.183	MAF8957
S430	Manifold Absolute Pressure Sensor	4.3L	Base	220.170	PRS8211-HU
S430	Manifold Absolute Pressure Sensor	4.3L	4Matic	220.183	PRS8211-HU
S430	Spark Plug Wire	4.3L	Base	To Spark Plug 2A, 2, 220.170, SPECIAL ORDER ONLY	SPW4779HU-D
S430	Spark Plug Wire	4.3L	4Matic	To Spark Plug 2A, 2, 220.183, SPECIAL ORDER ONLY	SPW4779HU-D
S430	Spark Plug Wire	4.3L	Base	To Spark Plug 5A, 5, 220.170, SPECIAL ORDER ONLY	SPW4779HU-D
S430	Spark Plug Wire	4.3L	4Matic	To Spark Plug 5A, 5, 220.183, SPECIAL ORDER ONLY	SPW4779HU-D
S500	ABS Wheel Speed Sensor	5.0L	Base	W/ Harness, Front, 220.175, SPECIAL ORDER ONLY	ABS1606HU-D
S500	Voltage Regulator	5.0L	Base	220.175	ALR0611
S500	Voltage Regulator	5.0L	4Matic	220.184	ALR0611
S500	Engine Crankshaft Position Sensor	5.0L	Base	220.175	CPS8119

Vehicle	Part Type	Engine Size	Trim	Note(s)	Part Number
<b>2003 Mercedes-Benz (cont'd)</b>					
S500	Engine Crankshaft Position Sensor	5.0L	4Matic	220.184	CPS8119
S500	Engine Camshaft Position Sensor	5.0L	Base	220.175	CPS8126-HU
S500	Engine Camshaft Position Sensor	5.0L	4Matic	220.184	CPS8126-HU
S500	Fuel Pump	5.0L	Base	From Chassis: A 191481, 220.175, SPECIAL ORDER ONLY	FUP3310HU-D
S500	Fuel Pump	5.0L	4Matic	From Chassis: A 191481, 220.184, SPECIAL ORDER ONLY	FUP3310HU-D
S500	Ignition Coil	5.0L	4Matic, Base		IGC0143
S500	Spark Plug Wire	5.0L	Base	To Spark Plug 1B, 1, 220.175	IGC4778-HU
S500	Spark Plug Wire	5.0L	4Matic	To Spark Plug 1B, 1, 220.184	IGC4778-HU
S500	Spark Plug Wire	5.0L	Base	To Spark Plug 2B, 2, 220.175	IGC4778-HU
S500	Spark Plug Wire	5.0L	4Matic	To Spark Plug 2B, 2, 220.184	IGC4778-HU
S500	Spark Plug Wire	5.0L	Base	To Spark Plug 3A Or 3B, 3, 220.175	IGC4778-HU
S500	Spark Plug Wire	5.0L	4Matic	To Spark Plug 3A Or 3B, 3, 220.184	IGC4778-HU
S500	Spark Plug Wire	5.0L	Base	To Spark Plug 4A Or 4B, 4, 220.175	IGC4778-HU
S500	Spark Plug Wire	5.0L	4Matic	To Spark Plug 4A Or 4B, 4, 220.184	IGC4778-HU
S500	Spark Plug Wire	5.0L	Base	To Spark Plug 5B, 5, 220.175	IGC4778-HU
S500	Spark Plug Wire	5.0L	4Matic	To Spark Plug 5B, 5, 220.184	IGC4778-HU
S500	Spark Plug Wire	5.0L	Base	To Spark Plug 6A Or 6B, 6, 220.175	IGC4778-HU
S500	Spark Plug Wire	5.0L	4Matic	To Spark Plug 6A Or 6B, 6, 220.184	IGC4778-HU
S500	Spark Plug Wire	5.0L	Base	To Spark Plug 7A or 7B, 7, 220.175	IGC4778-HU
S500	Spark Plug Wire	5.0L	4Matic	To Spark Plug 7A or 7B, 7, 220.184	IGC4778-HU
S500	Spark Plug Wire	5.0L	Base	To Spark Plug 8A Or 8B, 8, 220.175	IGC4778-HU
S500	Spark Plug Wire	5.0L	4Matic	To Spark Plug 8A Or 8B, 8, 220.184	IGC4778-HU
S500	Mass Air Flow Sensor	5.0L	Base	220.175	MAF8957

Vehicle	Part Type	Engine Size	Trim	Note(s)	Part Number
<b>2003 Mercedes-Benz (cont'd)</b>					
S500	Mass Air Flow Sensor	5.0L	4Matic	220.184	MAF8957
S500	Manifold Absolute Pressure Sensor	5.0L	Base	220.175	PRS8211-HU
S500	Manifold Absolute Pressure Sensor	5.0L	4Matic	220.184	PRS8211-HU
S500	Spark Plug Wire	5.0L	Base	To Spark Plug 2A, 2, 220.175, SPECIAL ORDER ONLY	SPW4779HU-D
S500	Spark Plug Wire	5.0L	4Matic	To Spark Plug 2A, 2, 220.184, SPECIAL ORDER ONLY	SPW4779HU-D
S500	Spark Plug Wire	5.0L	Base	To Spark Plug 5A, 5, 220.175, SPECIAL ORDER ONLY	SPW4779HU-D
S500	Spark Plug Wire	5.0L	4Matic	To Spark Plug 5A, 5, 220.184, SPECIAL ORDER ONLY	SPW4779HU-D
S600	Engine Crankshaft Position Sensor	5.5L	Base	220.176	CPS8119
S600	Manifold Absolute Pressure Sensor	5.5L	Base	220.176	PRS8211-HU
SL55 AMG	Voltage Regulator	5.5L	Kompressor	Bosch Design, GAS, 113.991	ALR0608
SL55 AMG	Voltage Regulator	5.5L	Kompressor	Bosch Design, GAS, 113.991	ALR0611
SL55 AMG	Ignition Coil	5.5L	Kompressor		IGC0143
SL55 AMG	Spark Plug Wire	5.5L	Kompressor	To Spark Plug 1B, 1, 230.474	IGC4778-HU
SL55 AMG	Spark Plug Wire	5.5L	Kompressor	To Spark Plug 2B, 2, 230.474	IGC4778-HU
SL55 AMG	Spark Plug Wire	5.5L	Kompressor	To Spark Plug 3A Or 3B, 3, 230.474	IGC4778-HU
SL55 AMG	Spark Plug Wire	5.5L	Kompressor	To Spark Plug 4A Or 4B, 4, 230.474	IGC4778-HU
SL55 AMG	Spark Plug Wire	5.5L	Kompressor	To Spark Plug 5B, 5, 230.474	IGC4778-HU
SL55 AMG	Spark Plug Wire	5.5L	Kompressor	To Spark Plug 6A Or 6B, 6, 230.474	IGC4778-HU
SL55 AMG	Spark Plug Wire	5.5L	Kompressor	To Spark Plug 7A or 7B, 7, 230.474	IGC4778-HU
SL55 AMG	Spark Plug Wire	5.5L	Kompressor	To Spark Plug 8A Or 8B, 8, 230.474	IGC4778-HU
SL55 AMG	Spark Plug Wire	5.5L	Kompressor	To Spark Plug 2A, 2, 230.474, SPECIAL ORDER ONLY	SPW4779HU-D

Vehicle	Part Type	Engine Size	Trim	Note(s)	Part Number
<b>2003 Mercedes-Benz (cont'd)</b>					
SL55 AMG	Spark Plug Wire	5.5L	Kompressor	To Spark Plug 5A, 5, 230.474, SPECIAL ORDER ONLY	SPW4779HU-D
SL500	Voltage Regulator	5.0L	Base	230.475	ALR0611
SL500	Engine Crankshaft Position Sensor	5.0L	Base	230.475	CPS8119
SL500	Engine Camshaft Position Sensor	5.0L	Base	230.475	CPS8126-HU
SL500	Fuel Pump	5.0L	Base	230.475, SPECIAL ORDER ONLY	FUP3310HU-D
SL500	Ignition Coil	5.0L	Base		IGC0143
SL500	Spark Plug Wire	5.0L	Base	To Spark Plug 1B, 1, 230.475	IGC4778-HU
SL500	Spark Plug Wire	5.0L	Base	To Spark Plug 2B, 2, 230.475	IGC4778-HU
SL500	Spark Plug Wire	5.0L	Base	To Spark Plug 3A Or 3B, 3, 230.475	IGC4778-HU
SL500	Spark Plug Wire	5.0L	Base	To Spark Plug 4A Or 4B, 4, 230.475	IGC4778-HU
SL500	Spark Plug Wire	5.0L	Base	To Spark Plug 5B, 5, 230.475	IGC4778-HU
SL500	Spark Plug Wire	5.0L	Base	To Spark Plug 6A Or 6B, 6, 230.475	IGC4778-HU
SL500	Spark Plug Wire	5.0L	Base	To Spark Plug 7A or 7B, 7, 230.475	IGC4778-HU
SL500	Spark Plug Wire	5.0L	Base	To Spark Plug 8A Or 8B, 8, 230.475	IGC4778-HU
SL500	Mass Air Flow Sensor	5.0L	Base	230.475	MAF8957
SL500	Manifold Absolute Pressure Sensor	5.0L	Base	230.475	PRS8211-HU
SL500	Spark Plug Wire	5.0L	Base	To Spark Plug 2A, 2, 230.475, SPECIAL ORDER ONLY	SPW4779HU-D
SL500	Spark Plug Wire	5.0L	Base	To Spark Plug 5A, 5, 230.475, SPECIAL ORDER ONLY	SPW4779HU-D
SLK32 AMG	ABS Wheel Speed Sensor	3.2L	Base	W/ Harness, Front Left, 170.466, SPECIAL ORDER ONLY	ABS1608HU-D
SLK32 AMG	ABS Wheel Speed Sensor	3.2L	Base	W/ Harness, Front Right, 170.466, SPECIAL ORDER ONLY	ABS1609HU-D
SLK32 AMG	Engine Crankshaft Position Sensor	3.2L	Base	170.466	CPS8119

Vehicle	Part Type	Engine Size	Trim	Note(s)	Part Number
<b>2003 Mercedes-Benz (cont'd)</b>					
SLK32 AMG	Engine Camshaft Position Sensor	3.2L	Base	170.466	CPS8126-HU
SLK32 AMG	Fuel Pump	3.2L	Base	Supercharged, 170.466, SPECIAL ORDER ONLY	FUP3309-D
SLK32 AMG	Ignition Coil	3.2L	Base		IGC0143
SLK32 AMG	Spark Plug Wire	3.2L	Base	To Spark Plug 1A Or 1B, 1, Supercharged, 170.466	IGC4778-HU
SLK32 AMG	Spark Plug Wire	3.2L	Base	To Spark Plug 2A or 2B, 2, Supercharged, 170.466	IGC4778-HU
SLK32 AMG	Spark Plug Wire	3.2L	Base	To Spark Plug 4A Or 4B, 4, Supercharged, 170.466	IGC4778-HU
SLK32 AMG	Spark Plug Wire	3.2L	Base	To Spark Plug 5A or 5B, 5, Supercharged, 170.466	IGC4778-HU
SLK230	ABS Wheel Speed Sensor	2.3L	Kompressor	W/ Harness, Front Left, 170.449, SPECIAL ORDER ONLY	ABS1608HU-D
SLK230	ABS Wheel Speed Sensor	2.3L	Kompressor	W/ Harness, Front Right, 170.449, SPECIAL ORDER ONLY	ABS1609HU-D
SLK230	Engine Crankshaft Position Sensor	2.3L	Kompressor	170.449	CPS8119
SLK230	Engine Camshaft Position Sensor	2.3L	Kompressor	170.449	CPS8126-HU
SLK230	Fuel Pump	2.3L	Kompressor	170.449, SPECIAL ORDER ONLY	FUP3309-D
SLK230	Ignition Coil	2.3L	Kompressor	170.449	IGC3833-D
SLK320	ABS Wheel Speed Sensor	3.2L	Base	W/ Harness, Front Left, 170.465, SPECIAL ORDER ONLY	ABS1608HU-D
SLK320	ABS Wheel Speed Sensor	3.2L	Base	W/ Harness, Front Right, 170.465, SPECIAL ORDER ONLY	ABS1609HU-D
SLK320	Voltage Regulator	3.2L	Base	170.465	ALR0570
SLK320	Engine Crankshaft Position Sensor	3.2L	Base	170.465	CPS8119
SLK320	Engine Camshaft Position Sensor	3.2L	Base	170.465	CPS8126-HU
SLK320	Fuel Pump	3.2L	Base	170.465, SPECIAL ORDER ONLY	FUP3309-D



Vehicle	Part Type	Engine Size	Trim	Note(s)	Part Number
<b>2003 Mercedes-Benz (cont'd)</b>					
SLK320	Ignition Coil	3.2L	Base		IGC0143
SLK320	Spark Plug Wire	3.2L	Base	To Spark Plug 1A Or 1B, 1, 170.465	IGC4778-HU
SLK320	Spark Plug Wire	3.2L	Base	To Spark Plug 2A or 2B, 2, 170.465	IGC4778-HU
SLK320	Spark Plug Wire	3.2L	Base	To Spark Plug 4A Or 4B, 4, 170.465	IGC4778-HU
SLK320	Spark Plug Wire	3.2L	Base	To Spark Plug 5A or 5B, 5, 170.465	IGC4778-HU
SLK320	Mass Air Flow Sensor	3.2L	Base	170.465	MAF8960
SLK320	Manifold Absolute Pressure Sensor	3.2L	Base	170.465	PRS8211-HU
<b>2004 Mercedes-Benz</b>					
C32 AMG	ABS Wheel Speed Sensor	3.2L	Base	W/ Harness, Front, 203.065	ABS1600-HU
C32 AMG	ABS Wheel Speed Sensor	3.2L	Base	W/ Harness, Rear Right, 203.065, SPECIAL ORDER ONLY	ABS1616HU-D
C32 AMG	Voltage Regulator	3.2L	Base	70A BOSCH, 203.065	ALR0570
C32 AMG	Engine Crankshaft Position Sensor	3.2L	Base	203.065	CPS8119
C32 AMG	Engine Camshaft Position Sensor	3.2L	Base	203.065	CPS8126-HU
C32 AMG	Ignition Coil	3.2L	Base		IGC0143
C32 AMG	Spark Plug Wire	3.2L	Base	To Spark Plug 1A Or 1B, 1, Supercharged, 203.065	IGC4778-HU
C32 AMG	Spark Plug Wire	3.2L	Base	To Spark Plug 2A or 2B, 2, Supercharged, 203.065	IGC4778-HU
C32 AMG	Spark Plug Wire	3.2L	Base	To Spark Plug 4A Or 4B, 4, Supercharged, 203.065	IGC4778-HU
C32 AMG	Spark Plug Wire	3.2L	Base	To Spark Plug 5A or 5B, 5, Supercharged, 203.065	IGC4778-HU
C230	ABS Wheel Speed Sensor	1.8L	Kompressor	W/ Harness, Front, 203.040	ABS1600-HU
C230	ABS Wheel Speed Sensor	1.8L	Kompressor	W/ Harness, Front, 203.740	ABS1600-HU

Vehicle	Part Type	Engine Size	Trim	Note(s)	Part Number
<b>2004 Mercedes-Benz (cont'd)</b>					
C230	ABS Wheel Speed Sensor	1.8L	Kompressor	W/ Harness, Rear Right, 203.040, SPECIAL ORDER ONLY	ABS1616HU-D
C230	ABS Wheel Speed Sensor	1.8L	Kompressor	W/ Harness, Rear Right, 203.740, SPECIAL ORDER ONLY	ABS1616HU-D
C230	Voltage Regulator	1.8L	Kompressor	203.040	ALR0630-HU
C230	Voltage Regulator	1.8L	Kompressor	203.740	ALR0630-HU
C230	Engine Crankshaft Position Sensor	1.8L	Kompressor	203.040	CPS8119
C230	Engine Crankshaft Position Sensor	1.8L	Kompressor	203.740	CPS8119
C230	Engine Camshaft Position Sensor	1.8L	Kompressor	203.040	CPS8126-HU
C230	Engine Camshaft Position Sensor	1.8L	Kompressor	203.740	CPS8126-HU
C230	Fuel Pump Module Assembly	1.8L	Kompressor	W/ FLUID LEVEL SENSOR, Supercharged, 203.040, SPECIAL ORDER ONLY	FUP3393HU-D
C230	Fuel Pump Module Assembly	1.8L	Kompressor	W/ FLUID LEVEL SENSOR, Supercharged, 203.740, SPECIAL ORDER ONLY	FUP3393HU-D
C230	Ignition Coil	1.8L	Kompressor	203.040	IGC4066-D
C230	Ignition Coil	1.8L	Kompressor	203.740	IGC4066-D
C230	Mass Air Flow Sensor	1.8L	Kompressor	203.040	MAF8930
C230	Mass Air Flow Sensor	1.8L	Kompressor	203.740	MAF8930
C240	ABS Wheel Speed Sensor	2.6L	Base	W/ Harness, Front, 203.061	ABS1600-HU
C240	ABS Wheel Speed Sensor	2.6L	Base	W/ Harness, Front, 203.261	ABS1600-HU
C240	ABS Wheel Speed Sensor	2.6L	Base	W/ Harness, Rear Right, 203.061, SPECIAL ORDER ONLY	ABS1616HU-D
C240	ABS Wheel Speed Sensor	2.6L	4Matic	W/ Harness, Rear Right, 203.081, SPECIAL ORDER ONLY	ABS1616HU-D
C240	ABS Wheel Speed Sensor	2.6L	Base	W/ Harness, Rear Right, 203.261, SPECIAL ORDER ONLY	ABS1616HU-D

Vehicle	Part Type	Engine Size	Trim	Note(s)	Part Number
<b>2004 Mercedes-Benz (cont'd)</b>					
C240	ABS Wheel Speed Sensor	2.6L	4Matic	W/ Harness, Rear Right, 203.281, SPECIAL ORDER ONLY	ABS1616HU-D
C240	Voltage Regulator	2.6L	Base	70A BOSCH, 203.061	ALR0570
C240	Voltage Regulator	2.6L	4Matic	70A BOSCH, 203.081	ALR0570
C240	Voltage Regulator	2.6L	Base	70A BOSCH, 203.261	ALR0570
C240	Voltage Regulator	2.6L	4Matic	70A BOSCH, 203.281	ALR0570
C240	Voltage Regulator	2.6L	Base	90A BOSCH, 203.061	ALR0573
C240	Voltage Regulator	2.6L	4Matic	90A BOSCH, 203.081	ALR0573
C240	Voltage Regulator	2.6L	Base	90A BOSCH, 203.261	ALR0573
C240	Voltage Regulator	2.6L	4Matic	90A BOSCH, 203.281	ALR0573
C240	Engine Crankshaft Position Sensor	2.6L	Base	203.061	CPS8119
C240	Engine Crankshaft Position Sensor	2.6L	4Matic	203.081	CPS8119
C240	Engine Crankshaft Position Sensor	2.6L	Base	203.261	CPS8119
C240	Engine Crankshaft Position Sensor	2.6L	4Matic	203.281	CPS8119
C240	Engine Camshaft Position Sensor	2.6L	Base	203.061	CPS8126-HU
C240	Engine Camshaft Position Sensor	2.6L	4Matic	203.081	CPS8126-HU
C240	Engine Camshaft Position Sensor	2.6L	Base	203.261	CPS8126-HU
C240	Engine Camshaft Position Sensor	2.6L	4Matic	203.281	CPS8126-HU
C240	Fuel Pump Module Assembly	2.6L	Base	203.061, SPECIAL ORDER ONLY	FUP3393HU-D
C240	Fuel Pump Module Assembly	2.6L	4Matic	203.081, SPECIAL ORDER ONLY	FUP3393HU-D
C240	Fuel Pump Module Assembly	2.6L	Base	203.261, SPECIAL ORDER ONLY	FUP3393HU-D
C240	Fuel Pump Module Assembly	2.6L	4Matic	203.281, SPECIAL ORDER ONLY	FUP3393HU-D
C240	Ignition Coil	2.6L	Base	203.061	IGC0143
C240	Ignition Coil	2.6L	4Matic	203.081	IGC0143
C240	Ignition Coil	2.6L	Base	203.261	IGC0143
C240	Ignition Coil	2.6L	4Matic	203.281	IGC0143

Vehicle	Part Type	Engine Size	Trim	Note(s)	Part Number
<b>2004 Mercedes-Benz (cont'd)</b>					
C240	Spark Plug Wire	2.6L	Base	To Spark Plug 1A Or 1B, 1, 203.061	IGC4778-HU
C240	Spark Plug Wire	2.6L	4Matic	To Spark Plug 1A Or 1B, 1, 203.081	IGC4778-HU
C240	Spark Plug Wire	2.6L	Base	To Spark Plug 1A Or 1B, 1, 203.261	IGC4778-HU
C240	Spark Plug Wire	2.6L	4Matic	To Spark Plug 1A Or 1B, 1, 203.281	IGC4778-HU
C240	Spark Plug Wire	2.6L	Base	To Spark Plug 2A or 2B, 2, 203.061	IGC4778-HU
C240	Spark Plug Wire	2.6L	4Matic	To Spark Plug 2A or 2B, 2, 203.081	IGC4778-HU
C240	Spark Plug Wire	2.6L	Base	To Spark Plug 2A or 2B, 2, 203.261	IGC4778-HU
C240	Spark Plug Wire	2.6L	4Matic	To Spark Plug 2A or 2B, 2, 203.281	IGC4778-HU
C240	Spark Plug Wire	2.6L	Base	To Spark Plug 3A Or 3B, 3, 203.061	IGC4778-HU
C240	Spark Plug Wire	2.6L	4Matic	To Spark Plug 3A Or 3B, 3, 203.081	IGC4778-HU
C240	Spark Plug Wire	2.6L	Base	To Spark Plug 3A Or 3B, 3, 203.261	IGC4778-HU
C240	Spark Plug Wire	2.6L	4Matic	To Spark Plug 3A Or 3B, 3, 203.281	IGC4778-HU
C240	Spark Plug Wire	2.6L	Base	To Spark Plug 4A Or 4B, 4, 203.061	IGC4778-HU
C240	Spark Plug Wire	2.6L	4Matic	To Spark Plug 4A Or 4B, 4, 203.081	IGC4778-HU
C240	Spark Plug Wire	2.6L	Base	To Spark Plug 4A Or 4B, 4, 203.261	IGC4778-HU
C240	Spark Plug Wire	2.6L	4Matic	To Spark Plug 4A Or 4B, 4, 203.281	IGC4778-HU
C240	Spark Plug Wire	2.6L	Base	To Spark Plug 5A or 5B, 5, 203.061	IGC4778-HU
C240	Spark Plug Wire	2.6L	4Matic	To Spark Plug 5A or 5B, 5, 203.081	IGC4778-HU
C240	Spark Plug Wire	2.6L	Base	To Spark Plug 5A or 5B, 5, 203.261	IGC4778-HU
C240	Spark Plug Wire	2.6L	4Matic	To Spark Plug 5A or 5B, 5, 203.281	IGC4778-HU
C240	Spark Plug Wire	2.6L	Base	To Spark Plug 6A Or 6B, 6, 203.061	IGC4778-HU
C240	Spark Plug Wire	2.6L	4Matic	To Spark Plug 6A Or 6B, 6, 203.081	IGC4778-HU
C240	Spark Plug Wire	2.6L	Base	To Spark Plug 6A Or 6B, 6, 203.261	IGC4778-HU
C240	Spark Plug Wire	2.6L	4Matic	To Spark Plug 6A Or 6B, 6, 203.281	IGC4778-HU

Vehicle	Part Type	Engine Size	Trim	Note(s)	Part Number
<b>2004 Mercedes-Benz (cont'd)</b>					
C240	Mass Air Flow Sensor	2.6L	Base	203.061	MAF8960
C240	Mass Air Flow Sensor	2.6L	4Matic	203.081	MAF8960
C240	Mass Air Flow Sensor	2.6L	Base	203.261	MAF8960
C240	Mass Air Flow Sensor	2.6L	4Matic	203.281	MAF8960
C240	Manifold Absolute Pressure Sensor	2.6L	Base	203.061	PRS8211-HU
C240	Manifold Absolute Pressure Sensor	2.6L	4Matic	203.081	PRS8211-HU
C240	Manifold Absolute Pressure Sensor	2.6L	Base	203.261	PRS8211-HU
C240	Manifold Absolute Pressure Sensor	2.6L	4Matic	203.281	PRS8211-HU
C320	ABS Wheel Speed Sensor	3.2L	Base	W/ Harness, Front, 203.064	ABS1600-HU
C320	ABS Wheel Speed Sensor	3.2L	Base	W/ Harness, Front, 203.264	ABS1600-HU
C320	ABS Wheel Speed Sensor	3.2L	Base	W/ Harness, Front, 203.764	ABS1600-HU
C320	ABS Wheel Speed Sensor	3.2L	Base	W/ Harness, Rear Right, 203.064, SPECIAL ORDER ONLY	ABS1616HU-D
C320	ABS Wheel Speed Sensor	3.2L	4Matic	W/ Harness, Rear Right, 203.084, SPECIAL ORDER ONLY	ABS1616HU-D
C320	ABS Wheel Speed Sensor	3.2L	Base	W/ Harness, Rear Right, 203.264, SPECIAL ORDER ONLY	ABS1616HU-D
C320	ABS Wheel Speed Sensor	3.2L	4Matic	W/ Harness, Rear Right, 203.284, SPECIAL ORDER ONLY	ABS1616HU-D
C320	ABS Wheel Speed Sensor	3.2L	Base	W/ Harness, Rear Right, 203.764, SPECIAL ORDER ONLY	ABS1616HU-D
C320	Voltage Regulator	3.2L	Base	70A BOSCH, 203.064	ALR0570
C320	Voltage Regulator	3.2L	4Matic	70A BOSCH, 203.084	ALR0570
C320	Voltage Regulator	3.2L	Base	70A BOSCH, 203.264	ALR0570
C320	Voltage Regulator	3.2L	4Matic	70A BOSCH, 203.284	ALR0570

Vehicle	Part Type	Engine Size	Trim	Note(s)	Part Number
<b>2004 Mercedes-Benz (cont'd)</b>					
C320	Voltage Regulator	3.2L	Base	70A BOSCH, 203.764	ALR0570
C320	Voltage Regulator	3.2L	Base	90A BOSCH, 203.064	ALR0573
C320	Voltage Regulator	3.2L	4Matic	90A BOSCH, 203.084	ALR0573
C320	Voltage Regulator	3.2L	Base	90A BOSCH, 203.264	ALR0573
C320	Voltage Regulator	3.2L	4Matic	90A BOSCH, 203.284	ALR0573
C320	Voltage Regulator	3.2L	Base	90A BOSCH, 203.764	ALR0573
C320	Engine Crankshaft Position Sensor	3.2L	Base	203.064	CPS8119
C320	Engine Crankshaft Position Sensor	3.2L	4Matic	203.084	CPS8119
C320	Engine Crankshaft Position Sensor	3.2L	Base	203.264	CPS8119
C320	Engine Crankshaft Position Sensor	3.2L	4Matic	203.284	CPS8119
C320	Engine Crankshaft Position Sensor	3.2L	Base	203.764	CPS8119
C320	Engine Camshaft Position Sensor	3.2L	Base	203.064	CPS8126-HU
C320	Engine Camshaft Position Sensor	3.2L	4Matic	203.084	CPS8126-HU
C320	Engine Camshaft Position Sensor	3.2L	Base	203.264	CPS8126-HU
C320	Engine Camshaft Position Sensor	3.2L	4Matic	203.284	CPS8126-HU
C320	Engine Camshaft Position Sensor	3.2L	Base	203.764	CPS8126-HU
C320	Fuel Pump Module Assembly	3.2L	Base	203.064, SPECIAL ORDER ONLY	FUP3393HU-D
C320	Fuel Pump Module Assembly	3.2L	Base	203.264, SPECIAL ORDER ONLY	FUP3393HU-D
C320	Fuel Pump Module Assembly	3.2L	4Matic	GAS, 203.084, SPECIAL ORDER ONLY	FUP3393HU-D
C320	Fuel Pump Module Assembly	3.2L	4Matic	GAS, 203.284, SPECIAL ORDER ONLY	FUP3393HU-D
C320	Fuel Pump Module Assembly	3.2L	Base	GAS, 203.764, SPECIAL ORDER ONLY	FUP3393HU-D
C320	Ignition Coil	3.2L	4Matic, Base, Elegance		IGC0143
C320	Spark Plug Wire	3.2L	Base	To Spark Plug 1A Or 1B, 1, 203.064	IGC4778-HU
C320	Spark Plug Wire	3.2L	4Matic	To Spark Plug 1A Or 1B, 1, 203.084	IGC4778-HU

Vehicle	Part Type	Engine Size	Trim	Note(s)	Part Number
<b>2004 Mercedes-Benz (cont'd)</b>					
C320	Spark Plug Wire	3.2L	Base	To Spark Plug 1A Or 1B, 1, 203.264	IGC4778-HU
C320	Spark Plug Wire	3.2L	4Matic	To Spark Plug 1A Or 1B, 1, 203.284	IGC4778-HU
C320	Spark Plug Wire	3.2L	Base	To Spark Plug 1A Or 1B, 1, 203.764	IGC4778-HU
C320	Spark Plug Wire	3.2L	Base	To Spark Plug 2A or 2B, 2, 203.064	IGC4778-HU
C320	Spark Plug Wire	3.2L	4Matic	To Spark Plug 2A or 2B, 2, 203.084	IGC4778-HU
C320	Spark Plug Wire	3.2L	Base	To Spark Plug 2A or 2B, 2, 203.264	IGC4778-HU
C320	Spark Plug Wire	3.2L	4Matic	To Spark Plug 2A or 2B, 2, 203.284	IGC4778-HU
C320	Spark Plug Wire	3.2L	Base	To Spark Plug 2A or 2B, 2, 203.764	IGC4778-HU
C320	Spark Plug Wire	3.2L	Base	To Spark Plug 3A Or 3B, 3, 203.064	IGC4778-HU
C320	Spark Plug Wire	3.2L	4Matic	To Spark Plug 3A Or 3B, 3, 203.084	IGC4778-HU
C320	Spark Plug Wire	3.2L	Base	To Spark Plug 3A Or 3B, 3, 203.264	IGC4778-HU
C320	Spark Plug Wire	3.2L	4Matic	To Spark Plug 3A Or 3B, 3, 203.284	IGC4778-HU
C320	Spark Plug Wire	3.2L	Base	To Spark Plug 3A Or 3B, 3, 203.764	IGC4778-HU
C320	Spark Plug Wire	3.2L	Base	To Spark Plug 4A Or 4B, 4, 203.064	IGC4778-HU
C320	Spark Plug Wire	3.2L	4Matic	To Spark Plug 4A Or 4B, 4, 203.084	IGC4778-HU
C320	Spark Plug Wire	3.2L	Base	To Spark Plug 4A Or 4B, 4, 203.264	IGC4778-HU
C320	Spark Plug Wire	3.2L	4Matic	To Spark Plug 4A Or 4B, 4, 203.284	IGC4778-HU
C320	Spark Plug Wire	3.2L	Base	To Spark Plug 4A Or 4B, 4, 203.764	IGC4778-HU
C320	Spark Plug Wire	3.2L	Base	To Spark Plug 5A or 5B, 5, 203.064	IGC4778-HU
C320	Spark Plug Wire	3.2L	4Matic	To Spark Plug 5A or 5B, 5, 203.084	IGC4778-HU
C320	Spark Plug Wire	3.2L	Base	To Spark Plug 5A or 5B, 5, 203.264	IGC4778-HU
C320	Spark Plug Wire	3.2L	4Matic	To Spark Plug 5A or 5B, 5, 203.284	IGC4778-HU
C320	Spark Plug Wire	3.2L	Base	To Spark Plug 5A or 5B, 5, 203.764	IGC4778-HU
C320	Spark Plug Wire	3.2L	Base	To Spark Plug 6A Or 6B, 6, 203.064	IGC4778-HU

Vehicle	Part Type	Engine Size	Trim	Note(s)	Part Number
<b>2004 Mercedes-Benz (cont'd)</b>					
C320	Spark Plug Wire	3.2L	4Matic	To Spark Plug 6A Or 6B, 6, 203.084	IGC4778-HU
C320	Spark Plug Wire	3.2L	Base	To Spark Plug 6A Or 6B, 6, 203.264	IGC4778-HU
C320	Spark Plug Wire	3.2L	4Matic	To Spark Plug 6A Or 6B, 6, 203.284	IGC4778-HU
C320	Spark Plug Wire	3.2L	Base	To Spark Plug 6A Or 6B, 6, 203.764	IGC4778-HU
C320	Mass Air Flow Sensor	3.2L	Base	203.064	MAF8960
C320	Mass Air Flow Sensor	3.2L	4Matic	203.084	MAF8960
C320	Mass Air Flow Sensor	3.2L	Base	203.264	MAF8960
C320	Mass Air Flow Sensor	3.2L	4Matic	203.284	MAF8960
C320	Mass Air Flow Sensor	3.2L	Base	203.764	MAF8960
C320	Manifold Absolute Pressure Sensor	3.2L	Base	203.064	PRS8211-HU
C320	Manifold Absolute Pressure Sensor	3.2L	4Matic	203.084	PRS8211-HU
C320	Manifold Absolute Pressure Sensor	3.2L	Base	203.264	PRS8211-HU
C320	Manifold Absolute Pressure Sensor	3.2L	4Matic	203.284	PRS8211-HU
C320	Manifold Absolute Pressure Sensor	3.2L	Base	203.764	PRS8211-HU
CL55 AMG	ABS Wheel Speed Sensor	5.5L	Base	W/ Harness, Front, 215.374, SPECIAL ORDER ONLY	ABS1606HU-D
CL55 AMG	Voltage Regulator	5.5L	Base	Bosch Design, GAS, 113.993	ALR0608
CL55 AMG	Voltage Regulator	5.5L	Base	Bosch Design, GAS, 113.993	ALR0611
CL55 AMG	Ignition Coil	5.5L	Base		IGC0143
CL55 AMG	Spark Plug Wire	5.5L	Base	To Spark Plug 1B, 1, Supercharged, 215.374	IGC4778-HU
CL55 AMG	Spark Plug Wire	5.5L	Base	To Spark Plug 2B, 2, Supercharged, 215.374	IGC4778-HU
CL55 AMG	Spark Plug Wire	5.5L	Base	To Spark Plug 3A Or 3B, 3, Supercharged, 215.374	IGC4778-HU
CL55 AMG	Spark Plug Wire	5.5L	Base	To Spark Plug 4A Or 4B, 4, Supercharged, 215.374	IGC4778-HU



Vehicle	Part Type	Engine Size	Trim	Note(s)	Part Number
<b>2004 Mercedes-Benz (cont'd)</b>					
CL55 AMG	Spark Plug Wire	5.5L	Base	To Spark Plug 5B, 5, Supercharged, 215.374	IGC4778-HU
CL55 AMG	Spark Plug Wire	5.5L	Base	To Spark Plug 6A Or 6B, 6, Supercharged, 215.374	IGC4778-HU
CL55 AMG	Spark Plug Wire	5.5L	Base	To Spark Plug 7A or 7B, 7, Supercharged, 215.374	IGC4778-HU
CL55 AMG	Spark Plug Wire	5.5L	Base	To Spark Plug 8A Or 8B, 8, Supercharged, 215.374	IGC4778-HU
CL55 AMG	Spark Plug Wire	5.5L	Base	To Spark Plug 2A, 2, Supercharged, 215.374, SPECIAL ORDER ONLY	SPW4779HU-D
CL55 AMG	Spark Plug Wire	5.5L	Base	To Spark Plug 5A, 5, Supercharged, 215.374, SPECIAL ORDER ONLY	SPW4779HU-D
CL500	ABS Wheel Speed Sensor	5.0L	Base	W/ Harness, Front, 215.375, SPECIAL ORDER ONLY	ABS1606HU-D
CL500	Voltage Regulator	5.0L	Base	215.375	ALR0611
CL500	Engine Crankshaft Position Sensor	5.0L	Base	215.375	CPS8119
CL500	Engine Camshaft Position Sensor	5.0L	Base	215.375	CPS8126-HU
CL500	Fuel Pump	5.0L	Base	From Chassis: A 014721, 215.375, SPECIAL ORDER ONLY	FUP3310HU-D
CL500	Ignition Coil	5.0L	Base		IGC0143
CL500	Spark Plug Wire	5.0L	Base	To Spark Plug 1B, 1, 215.375	IGC4778-HU
CL500	Spark Plug Wire	5.0L	Base	To Spark Plug 2B, 2, 215.375	IGC4778-HU
CL500	Spark Plug Wire	5.0L	Base	To Spark Plug 3A Or 3B, 3, 215.375	IGC4778-HU
CL500	Spark Plug Wire	5.0L	Base	To Spark Plug 4A Or 4B, 4, 215.375	IGC4778-HU
CL500	Spark Plug Wire	5.0L	Base	To Spark Plug 5B, 5, 215.375	IGC4778-HU
CL500	Spark Plug Wire	5.0L	Base	To Spark Plug 6A Or 6B, 6, 215.375	IGC4778-HU
CL500	Spark Plug Wire	5.0L	Base	To Spark Plug 7A or 7B, 7, 215.375	IGC4778-HU

Vehicle	Part Type	Engine Size	Trim	Note(s)	Part Number
<b>2004 Mercedes-Benz (cont'd)</b>					
CL500	Spark Plug Wire	5.0L	Base	To Spark Plug 8A Or 8B, 8, 215.375	IGC4778-HU
CL500	Mass Air Flow Sensor	5.0L	Base	215.375	MAF8957
CL500	Manifold Absolute Pressure Sensor	5.0L	Base	215.375	PRS8211-HU
CL500	Spark Plug Wire	5.0L	Base	To Spark Plug 2A, 2, 215.375, SPECIAL ORDER ONLY	SPW4779HU-D
CL500	Spark Plug Wire	5.0L	Base	To Spark Plug 5A, 5, 215.375, SPECIAL ORDER ONLY	SPW4779HU-D
CL600	Engine Crankshaft Position Sensor	5.5L	Base	215.376	CPS8119
CL600	Manifold Absolute Pressure Sensor	5.5L	Base	215.376	PRS8211-HU
CLK55 AMG	ABS Wheel Speed Sensor	5.5L	Base	W/ Harness, Front, 209.376	ABS1600-HU
CLK55 AMG	ABS Wheel Speed Sensor	5.5L	Base	W/ Harness, Front, 209.476	ABS1600-HU
CLK55 AMG	ABS Wheel Speed Sensor	5.5L	Base	W/ Harness, Rear Right, 209.376, SPECIAL ORDER ONLY	ABS1616HU-D
CLK55 AMG	ABS Wheel Speed Sensor	5.5L	Base	W/ Harness, Rear Right, 209.476, SPECIAL ORDER ONLY	ABS1616HU-D
CLK55 AMG	Voltage Regulator	5.5L	Base	209.376	ALR0570
CLK55 AMG	Voltage Regulator	5.5L	Base	209.476	ALR0570
CLK55 AMG	Ignition Coil	5.5L	Base		IGC0143
CLK55 AMG	Spark Plug Wire	5.5L	Base	To Spark Plug 1B, 1, 209.376	IGC4778-HU
CLK55 AMG	Spark Plug Wire	5.5L	Base	To Spark Plug 1B, 1, 209.476	IGC4778-HU
CLK55 AMG	Spark Plug Wire	5.5L	Base	To Spark Plug 2B, 2, 209.376	IGC4778-HU
CLK55 AMG	Spark Plug Wire	5.5L	Base	To Spark Plug 2B, 2, 209.476	IGC4778-HU
CLK55 AMG	Spark Plug Wire	5.5L	Base	To Spark Plug 3A Or 3B, 3, 209.376	IGC4778-HU
CLK55 AMG	Spark Plug Wire	5.5L	Base	To Spark Plug 3A Or 3B, 3, 209.476	IGC4778-HU
CLK55 AMG	Spark Plug Wire	5.5L	Base	To Spark Plug 4A Or 4B, 4, 209.376	IGC4778-HU
CLK55 AMG	Spark Plug Wire	5.5L	Base	To Spark Plug 4A Or 4B, 4, 209.476	IGC4778-HU

Vehicle	Part Type	Engine Size	Trim	Note(s)	Part Number
<b>2004 Mercedes-Benz (cont'd)</b>					
CLK55 AMG	Spark Plug Wire	5.5L	Base	To Spark Plug 5B, 5, 209.376	IGC4778-HU
CLK55 AMG	Spark Plug Wire	5.5L	Base	To Spark Plug 5B, 5, 209.476	IGC4778-HU
CLK55 AMG	Spark Plug Wire	5.5L	Base	To Spark Plug 6A Or 6B, 6, 209.376	IGC4778-HU
CLK55 AMG	Spark Plug Wire	5.5L	Base	To Spark Plug 6A Or 6B, 6, 209.476	IGC4778-HU
CLK55 AMG	Spark Plug Wire	5.5L	Base	To Spark Plug 7A or 7B, 7, 209.376	IGC4778-HU
CLK55 AMG	Spark Plug Wire	5.5L	Base	To Spark Plug 7A or 7B, 7, 209.476	IGC4778-HU
CLK55 AMG	Spark Plug Wire	5.5L	Base	To Spark Plug 8A Or 8B, 8, 209.376	IGC4778-HU
CLK55 AMG	Spark Plug Wire	5.5L	Base	To Spark Plug 8A Or 8B, 8, 209.476	IGC4778-HU
CLK55 AMG	Mass Air Flow Sensor	5.5L	Base	w/ OE No. A 113 094 00 48	MAF8957
CLK55 AMG	Spark Plug Wire	5.5L	Base	To Spark Plug 2A, 2, 209.376, SPECIAL ORDER ONLY	SPW4779HU-D
CLK55 AMG	Spark Plug Wire	5.5L	Base	To Spark Plug 2A, 2, 209.476, SPECIAL ORDER ONLY	SPW4779HU-D
CLK55 AMG	Spark Plug Wire	5.5L	Base	To Spark Plug 5A, 5, 209.376, SPECIAL ORDER ONLY	SPW4779HU-D
CLK55 AMG	Spark Plug Wire	5.5L	Base	To Spark Plug 5A, 5, 209.476, SPECIAL ORDER ONLY	SPW4779HU-D
CLK320	ABS Wheel Speed Sensor	3.2L	Base	W/ Harness, Front, 209.365	ABS1600-HU
CLK320	ABS Wheel Speed Sensor	3.2L	Base	W/ Harness, Front, 209.465	ABS1600-HU
CLK320	ABS Wheel Speed Sensor	3.2L	Base	W/ Harness, Rear Right, 209.365, SPECIAL ORDER ONLY	ABS1616HU-D
CLK320	ABS Wheel Speed Sensor	3.2L	Base	W/ Harness, Rear Right, 209.465, SPECIAL ORDER ONLY	ABS1616HU-D
CLK320	Voltage Regulator	3.2L	Base	70A BOSCH, 209.365	ALR0570
CLK320	Voltage Regulator	3.2L	Base	70A BOSCH, 209.465	ALR0570

Vehicle	Part Type	Engine Size	Trim	Note(s)	Part Number
<b>2004 Mercedes-Benz (cont'd)</b>					
CLK320	Voltage Regulator	3.2L	Base	90A BOSCH, 209.365	ALR0573
CLK320	Voltage Regulator	3.2L	Base	90A BOSCH, 209.465	ALR0573
CLK320	Engine Crankshaft Position Sensor	3.2L	Base	209.365	CPS8119
CLK320	Engine Crankshaft Position Sensor	3.2L	Base	209.465	CPS8119
CLK320	Engine Camshaft Position Sensor	3.2L	Base	209.365	CPS8126-HU
CLK320	Engine Camshaft Position Sensor	3.2L	Base	209.465	CPS8126-HU
CLK320	Fuel Pump Module Assembly	3.2L	Base	W/ FLUID LEVEL SENSOR, 209.365, SPECIAL ORDER ONLY	FUP3393HU-D
CLK320	Fuel Pump Module Assembly	3.2L	Base	W/ FLUID LEVEL SENSOR, 209.465, SPECIAL ORDER ONLY	FUP3393HU-D
CLK320	Ignition Coil	3.2L	Base		IGC0143
CLK320	Spark Plug Wire	3.2L	Base	To Spark Plug 1A Or 1B, 1, 209.365	IGC4778-HU
CLK320	Spark Plug Wire	3.2L	Base	To Spark Plug 1A Or 1B, 1, 209.465	IGC4778-HU
CLK320	Spark Plug Wire	3.2L	Base	To Spark Plug 2A or 2B, 2, 209.365	IGC4778-HU
CLK320	Spark Plug Wire	3.2L	Base	To Spark Plug 2A or 2B, 2, 209.465	IGC4778-HU
CLK320	Spark Plug Wire	3.2L	Base	To Spark Plug 3A Or 3B, 3, 209.365	IGC4778-HU
CLK320	Spark Plug Wire	3.2L	Base	To Spark Plug 3A Or 3B, 3, 209.465	IGC4778-HU
CLK320	Spark Plug Wire	3.2L	Base	To Spark Plug 4A Or 4B, 4, 209.365	IGC4778-HU
CLK320	Spark Plug Wire	3.2L	Base	To Spark Plug 4A Or 4B, 4, 209.465	IGC4778-HU
CLK320	Spark Plug Wire	3.2L	Base	To Spark Plug 5A or 5B, 5, 209.365	IGC4778-HU
CLK320	Spark Plug Wire	3.2L	Base	To Spark Plug 5A or 5B, 5, 209.465	IGC4778-HU
CLK320	Spark Plug Wire	3.2L	Base	To Spark Plug 6A Or 6B, 6, 209.365	IGC4778-HU
CLK320	Spark Plug Wire	3.2L	Base	To Spark Plug 6A Or 6B, 6, 209.465	IGC4778-HU
CLK320	Mass Air Flow Sensor	3.2L	Base	209.365	MAF8960
CLK320	Mass Air Flow Sensor	3.2L	Base	209.465	MAF8960

Vehicle	Part Type	Engine Size	Trim	Note(s)	Part Number
<b>2004 Mercedes-Benz (cont'd)</b>					
CLK320	Manifold Absolute Pressure Sensor	3.2L	Base	209.365	PRS8211-HU
CLK320	Manifold Absolute Pressure Sensor	3.2L	Base	209.465	PRS8211-HU
CLK500	ABS Wheel Speed Sensor	5.0L	Base	W/ Harness, Front, 209.375	ABS1600-HU
CLK500	ABS Wheel Speed Sensor	5.0L	Base	W/ Harness, Front, 209.475	ABS1600-HU
CLK500	ABS Wheel Speed Sensor	5.0L	Base	W/ Harness, Rear Right, 209.375, SPECIAL ORDER ONLY	ABS1616HU-D
CLK500	ABS Wheel Speed Sensor	5.0L	Base	W/ Harness, Rear Right, 209.475, SPECIAL ORDER ONLY	ABS1616HU-D
CLK500	Voltage Regulator	5.0L	Base	209.375	ALR0570
CLK500	Voltage Regulator	5.0L	Base	209.475	ALR0570
CLK500	Engine Crankshaft Position Sensor	5.0L	Base	209.375	CPS8119
CLK500	Engine Crankshaft Position Sensor	5.0L	Base	209.475	CPS8119
CLK500	Engine Camshaft Position Sensor	5.0L	Base	209.375	CPS8126-HU
CLK500	Engine Camshaft Position Sensor	5.0L	Base	209.475	CPS8126-HU
CLK500	Ignition Coil	5.0L	Base		IGC0143
CLK500	Spark Plug Wire	5.0L	Base	To Spark Plug 1B, 1, 209.375	IGC4778-HU
CLK500	Spark Plug Wire	5.0L	Base	To Spark Plug 1B, 1, 209.475	IGC4778-HU
CLK500	Spark Plug Wire	5.0L	Base	To Spark Plug 2B, 2, 209.375	IGC4778-HU
CLK500	Spark Plug Wire	5.0L	Base	To Spark Plug 2B, 2, 209.475	IGC4778-HU
CLK500	Spark Plug Wire	5.0L	Base	To Spark Plug 3A Or 3B, 3, 209.375	IGC4778-HU
CLK500	Spark Plug Wire	5.0L	Base	To Spark Plug 3A Or 3B, 3, 209.475	IGC4778-HU
CLK500	Spark Plug Wire	5.0L	Base	To Spark Plug 4A Or 4B, 4, 209.375	IGC4778-HU
CLK500	Spark Plug Wire	5.0L	Base	To Spark Plug 4A Or 4B, 4, 209.475	IGC4778-HU
CLK500	Spark Plug Wire	5.0L	Base	To Spark Plug 5B, 5, 209.375	IGC4778-HU
CLK500	Spark Plug Wire	5.0L	Base	To Spark Plug 5B, 5, 209.475	IGC4778-HU
CLK500	Spark Plug Wire	5.0L	Base	To Spark Plug 6A Or 6B, 6, 209.375	IGC4778-HU

Vehicle	Part Type	Engine Size	Trim	Note(s)	Part Number
<b>2004 Mercedes-Benz (cont'd)</b>					
CLK500	Spark Plug Wire	5.0L	Base	To Spark Plug 6A Or 6B, 6, 209.475	IGC4778-HU
CLK500	Spark Plug Wire	5.0L	Base	To Spark Plug 7A or 7B, 7, 209.375	IGC4778-HU
CLK500	Spark Plug Wire	5.0L	Base	To Spark Plug 7A or 7B, 7, 209.475	IGC4778-HU
CLK500	Spark Plug Wire	5.0L	Base	To Spark Plug 8A Or 8B, 8, 209.375	IGC4778-HU
CLK500	Spark Plug Wire	5.0L	Base	To Spark Plug 8A Or 8B, 8, 209.475	IGC4778-HU
CLK500	Mass Air Flow Sensor	5.0L	Base	209.375	MAF8957
CLK500	Mass Air Flow Sensor	5.0L	Base	209.475	MAF8957
CLK500	Manifold Absolute Pressure Sensor	5.0L	Base	209.375	PRS8211-HU
CLK500	Manifold Absolute Pressure Sensor	5.0L	Base	209.475	PRS8211-HU
CLK500	Spark Plug Wire	5.0L	Base	To Spark Plug 2A, 2, 209.375, SPECIAL ORDER ONLY	SPW4779HU-D
CLK500	Spark Plug Wire	5.0L	Base	To Spark Plug 2A, 2, 209.475, SPECIAL ORDER ONLY	SPW4779HU-D
CLK500	Spark Plug Wire	5.0L	Base	To Spark Plug 5A, 5, 209.375, SPECIAL ORDER ONLY	SPW4779HU-D
CLK500	Spark Plug Wire	5.0L	Base	To Spark Plug 5A, 5, 209.475, SPECIAL ORDER ONLY	SPW4779HU-D
E55 AMG	ABS Wheel Speed Sensor	5.5L	Base	W/ Harness, Front, 211.076, SPECIAL ORDER ONLY	ABS1603-D
E55 AMG	ABS Wheel Speed Sensor	5.5L	Base	W/ Harness, Rear, 211.076	ABS1607
E55 AMG	Voltage Regulator	5.5L	Base	Bosch Design, GAS, 113.990	ALR0608
E55 AMG	Voltage Regulator	5.5L	Base	Bosch Design, GAS, 113.990	ALR0611
E55 AMG	Ignition Coil	5.5L	Base		IGC0143
E55 AMG	Spark Plug Wire	5.5L	Base	To Spark Plug 1B, 1, 211.076	IGC4778-HU
E55 AMG	Spark Plug Wire	5.5L	Base	To Spark Plug 2B, 2, 211.076	IGC4778-HU
E55 AMG	Spark Plug Wire	5.5L	Base	To Spark Plug 3A Or 3B, 3, 211.076	IGC4778-HU

Vehicle	Part Type	Engine Size	Trim	Note(s)	Part Number
<b>2004 Mercedes-Benz (cont'd)</b>					
E55 AMG	Spark Plug Wire	5.5L	Base	To Spark Plug 4A Or 4B, 4, 211.076	IGC4778-HU
E55 AMG	Spark Plug Wire	5.5L	Base	To Spark Plug 5B, 5, 211.076	IGC4778-HU
E55 AMG	Spark Plug Wire	5.5L	Base	To Spark Plug 6A Or 6B, 6, 211.076	IGC4778-HU
E55 AMG	Spark Plug Wire	5.5L	Base	To Spark Plug 7A or 7B, 7, 211.076	IGC4778-HU
E55 AMG	Spark Plug Wire	5.5L	Base	To Spark Plug 8A Or 8B, 8, 211.076	IGC4778-HU
E55 AMG	Spark Plug Wire	5.5L	Base	To Spark Plug 2A, 2, 211.076, SPECIAL ORDER ONLY	SPW4779HU-D
E55 AMG	Spark Plug Wire	5.5L	Base	To Spark Plug 5A, 5, 211.076, SPECIAL ORDER ONLY	SPW4779HU-D
E320	ABS Wheel Speed Sensor	3.2L	Base	W/ Harness, Front, 211.065, SPECIAL ORDER ONLY	ABS1603-D
E320	ABS Wheel Speed Sensor	3.2L	Base	W/ Harness, Front, 211.265, SPECIAL ORDER ONLY	ABS1603-D
E320	ABS Wheel Speed Sensor	3.2L	Base	W/ Harness, Rear, 211.065	ABS1607
E320	ABS Wheel Speed Sensor	3.2L	4Matic	W/ Harness, Rear, 211.082	ABS1607
E320	ABS Wheel Speed Sensor	3.2L	Base	W/ Harness, Rear, 211.265	ABS1607
E320	ABS Wheel Speed Sensor	3.2L	4Matic	W/ Harness, Rear, 211.282	ABS1607
E320	Engine Crankshaft Position Sensor	3.2L	Base	211.065	CPS8119
E320	Engine Crankshaft Position Sensor	3.2L	4Matic	211.082	CPS8119
E320	Engine Crankshaft Position Sensor	3.2L	Base	211.265	CPS8119
E320	Engine Crankshaft Position Sensor	3.2L	4Matic	211.282	CPS8119
E320	Engine Camshaft Position Sensor	3.2L	Base	211.065	CPS8126-HU
E320	Engine Camshaft Position Sensor	3.2L	4Matic	211.082	CPS8126-HU
E320	Engine Camshaft Position Sensor	3.2L	Base	211.265	CPS8126-HU
E320	Engine Camshaft Position Sensor	3.2L	4Matic	211.282	CPS8126-HU

Vehicle	Part Type	Engine Size	Trim	Note(s)	Part Number
<b>2004 Mercedes-Benz (cont'd)</b>					
E320	Fuel Pump Module Assembly	3.2L	Base	W/ FLUID LEVEL SENSOR; EXC PZEV EMISSION, 211.065, SPECIAL ORDER ONLY	FUP3426HU-D
E320	Fuel Pump Module Assembly	3.2L	4Matic	W/ FLUID LEVEL SENSOR; EXC PZEV EMISSION, 211.082, SPECIAL ORDER ONLY	FUP3426HU-D
E320	Fuel Pump Module Assembly	3.2L	Base	W/ FLUID LEVEL SENSOR; EXC PZEV EMISSION, 211.265, SPECIAL ORDER ONLY	FUP3426HU-D
E320	Fuel Pump Module Assembly	3.2L	4Matic	W/ FLUID LEVEL SENSOR; EXC PZEV EMISSION, 211.282, SPECIAL ORDER ONLY	FUP3426HU-D
E320	Ignition Coil	3.2L	4Matic, Base		IGC0143
E320	Spark Plug Wire	3.2L	Base	To Spark Plug 1A Or 1B, 1, 211.065	IGC4778-HU
E320	Spark Plug Wire	3.2L	4Matic	To Spark Plug 1A Or 1B, 1, 211.082	IGC4778-HU
E320	Spark Plug Wire	3.2L	Base	To Spark Plug 1A Or 1B, 1, 211.265	IGC4778-HU
E320	Spark Plug Wire	3.2L	4Matic	To Spark Plug 1A Or 1B, 1, 211.282	IGC4778-HU
E320	Spark Plug Wire	3.2L	Base	To Spark Plug 2A or 2B, 2, 211.065	IGC4778-HU
E320	Spark Plug Wire	3.2L	4Matic	To Spark Plug 2A or 2B, 2, 211.082	IGC4778-HU
E320	Spark Plug Wire	3.2L	Base	To Spark Plug 2A or 2B, 2, 211.265	IGC4778-HU
E320	Spark Plug Wire	3.2L	4Matic	To Spark Plug 2A or 2B, 2, 211.282	IGC4778-HU
E320	Spark Plug Wire	3.2L	Base	To Spark Plug 3A Or 3B, 3, 211.065	IGC4778-HU
E320	Spark Plug Wire	3.2L	4Matic	To Spark Plug 3A Or 3B, 3, 211.082	IGC4778-HU
E320	Spark Plug Wire	3.2L	Base	To Spark Plug 3A Or 3B, 3, 211.265	IGC4778-HU
E320	Spark Plug Wire	3.2L	4Matic	To Spark Plug 3A Or 3B, 3, 211.282	IGC4778-HU
E320	Spark Plug Wire	3.2L	Base	To Spark Plug 4A Or 4B, 4, 211.065	IGC4778-HU
E320	Spark Plug Wire	3.2L	4Matic	To Spark Plug 4A Or 4B, 4, 211.082	IGC4778-HU
E320	Spark Plug Wire	3.2L	Base	To Spark Plug 4A Or 4B, 4, 211.265	IGC4778-HU



Vehicle	Part Type	Engine Size	Trim	Note(s)	Part Number
<b>2004 Mercedes-Benz (cont'd)</b>					
E320	Spark Plug Wire	3.2L	4Matic	To Spark Plug 4A Or 4B, 4, 211.282	IGC4778-HU
E320	Spark Plug Wire	3.2L	Base	To Spark Plug 5A or 5B, 5, 211.065	IGC4778-HU
E320	Spark Plug Wire	3.2L	4Matic	To Spark Plug 5A or 5B, 5, 211.082	IGC4778-HU
E320	Spark Plug Wire	3.2L	Base	To Spark Plug 5A or 5B, 5, 211.265	IGC4778-HU
E320	Spark Plug Wire	3.2L	4Matic	To Spark Plug 5A or 5B, 5, 211.282	IGC4778-HU
E320	Spark Plug Wire	3.2L	Base	To Spark Plug 6A Or 6B, 6, 211.065	IGC4778-HU
E320	Spark Plug Wire	3.2L	4Matic	To Spark Plug 6A Or 6B, 6, 211.082	IGC4778-HU
E320	Spark Plug Wire	3.2L	Base	To Spark Plug 6A Or 6B, 6, 211.265	IGC4778-HU
E320	Spark Plug Wire	3.2L	4Matic	To Spark Plug 6A Or 6B, 6, 211.282	IGC4778-HU
E320	Mass Air Flow Sensor	3.2L	Base	211.065	MAF8960
E320	Mass Air Flow Sensor	3.2L	4Matic	211.082	MAF8960
E320	Mass Air Flow Sensor	3.2L	Base	211.265	MAF8960
E320	Mass Air Flow Sensor	3.2L	4Matic	211.282	MAF8960
E320	Manifold Absolute Pressure Sensor	3.2L	Base	211.065	PRS8211-HU
E320	Manifold Absolute Pressure Sensor	3.2L	4Matic	211.082	PRS8211-HU
E320	Manifold Absolute Pressure Sensor	3.2L	Base	211.265	PRS8211-HU
E320	Manifold Absolute Pressure Sensor	3.2L	4Matic	211.282	PRS8211-HU
E500	ABS Wheel Speed Sensor	5.0L	Base	W/ Harness, Front, 211.070, SPECIAL ORDER ONLY	ABS1603-D
E500	ABS Wheel Speed Sensor	5.0L	Base	W/ Harness, Rear, 211.070	ABS1607
E500	ABS Wheel Speed Sensor	5.0L	4Matic	W/ Harness, Rear, 211.083	ABS1607
E500	ABS Wheel Speed Sensor	5.0L	4Matic	W/ Harness, Rear, 211.283	ABS1607
E500	Voltage Regulator	5.0L	Base	211.070	ALR0611
E500	Voltage Regulator	5.0L	4Matic	211.083	ALR0611
E500	Voltage Regulator	5.0L	4Matic	211.283	ALR0611
E500	Engine Crankshaft Position Sensor	5.0L	Base	211.070	CPS8119

Vehicle	Part Type	Engine Size	Trim	Note(s)	Part Number
<b>2004 Mercedes-Benz (cont'd)</b>					
E500	Engine Crankshaft Position Sensor	5.0L	4Matic	211.083	CPS8119
E500	Engine Crankshaft Position Sensor	5.0L	4Matic	211.283	CPS8119
E500	Engine Camshaft Position Sensor	5.0L	Base	211.070	CPS8126-HU
E500	Engine Camshaft Position Sensor	5.0L	4Matic	211.083	CPS8126-HU
E500	Engine Camshaft Position Sensor	5.0L	4Matic	211.283	CPS8126-HU
E500	Fuel Pump Module Assembly	5.0L	Base	W/ FLUID LEVEL SENSOR; EXC PZEV EMISSION, 211.070, SPECIAL ORDER ONLY	FUP3426HU-D
E500	Fuel Pump Module Assembly	5.0L	4Matic	W/ FLUID LEVEL SENSOR; EXC PZEV EMISSION, 211.083, SPECIAL ORDER ONLY	FUP3426HU-D
E500	Fuel Pump Module Assembly	5.0L	4Matic	W/ FLUID LEVEL SENSOR; EXC PZEV EMISSION, 211.283, SPECIAL ORDER ONLY	FUP3426HU-D
E500	Ignition Coil	5.0L	4Matic, Base		IGC0143
E500	Spark Plug Wire	5.0L	Base	To Spark Plug 1B, 1, 211.070	IGC4778-HU
E500	Spark Plug Wire	5.0L	4Matic	To Spark Plug 1B, 1, 211.083	IGC4778-HU
E500	Spark Plug Wire	5.0L	4Matic	To Spark Plug 1B, 1, 211.283	IGC4778-HU
E500	Spark Plug Wire	5.0L	Base	To Spark Plug 2B, 2, 211.070	IGC4778-HU
E500	Spark Plug Wire	5.0L	4Matic	To Spark Plug 2B, 2, 211.083	IGC4778-HU
E500	Spark Plug Wire	5.0L	4Matic	To Spark Plug 2B, 2, 211.283	IGC4778-HU
E500	Spark Plug Wire	5.0L	Base	To Spark Plug 3A Or 3B, 3, 211.070	IGC4778-HU
E500	Spark Plug Wire	5.0L	4Matic	To Spark Plug 3A Or 3B, 3, 211.083	IGC4778-HU
E500	Spark Plug Wire	5.0L	4Matic	To Spark Plug 3A Or 3B, 3, 211.283	IGC4778-HU
E500	Spark Plug Wire	5.0L	Base	To Spark Plug 4A Or 4B, 4, 211.070	IGC4778-HU
E500	Spark Plug Wire	5.0L	4Matic	To Spark Plug 4A Or 4B, 4, 211.083	IGC4778-HU
E500	Spark Plug Wire	5.0L	4Matic	To Spark Plug 4A Or 4B, 4, 211.283	IGC4778-HU

Vehicle	Part Type	Engine Size	Trim	Note(s)	Part Number
<b>2004 Mercedes-Benz (cont'd)</b>					
E500	Spark Plug Wire	5.0L	Base	To Spark Plug 5B, 5, 211.070	IGC4778-HU
E500	Spark Plug Wire	5.0L	4Matic	To Spark Plug 5B, 5, 211.083	IGC4778-HU
E500	Spark Plug Wire	5.0L	4Matic	To Spark Plug 5B, 5, 211.283	IGC4778-HU
E500	Spark Plug Wire	5.0L	Base	To Spark Plug 6A Or 6B, 6, 211.070	IGC4778-HU
E500	Spark Plug Wire	5.0L	4Matic	To Spark Plug 6A Or 6B, 6, 211.083	IGC4778-HU
E500	Spark Plug Wire	5.0L	4Matic	To Spark Plug 6A Or 6B, 6, 211.283	IGC4778-HU
E500	Spark Plug Wire	5.0L	Base	To Spark Plug 7A or 7B, 7, 211.070	IGC4778-HU
E500	Spark Plug Wire	5.0L	4Matic	To Spark Plug 7A or 7B, 7, 211.083	IGC4778-HU
E500	Spark Plug Wire	5.0L	4Matic	To Spark Plug 7A or 7B, 7, 211.283	IGC4778-HU
E500	Spark Plug Wire	5.0L	Base	To Spark Plug 8A Or 8B, 8, 211.070	IGC4778-HU
E500	Spark Plug Wire	5.0L	4Matic	To Spark Plug 8A Or 8B, 8, 211.083	IGC4778-HU
E500	Spark Plug Wire	5.0L	4Matic	To Spark Plug 8A Or 8B, 8, 211.283	IGC4778-HU
E500	Mass Air Flow Sensor	5.0L	Base	211.070	MAF8957
E500	Mass Air Flow Sensor	5.0L	4Matic	211.083	MAF8957
E500	Mass Air Flow Sensor	5.0L	4Matic	211.283	MAF8957
E500	Manifold Absolute Pressure Sensor	5.0L	Base	211.070	PRS8211-HU
E500	Manifold Absolute Pressure Sensor	5.0L	4Matic	211.083	PRS8211-HU
E500	Manifold Absolute Pressure Sensor	5.0L	4Matic	211.283	PRS8211-HU
E500	Spark Plug Wire	5.0L	Base	To Spark Plug 2A, 2, 211.070, SPECIAL ORDER ONLY	SPW4779HU-D
E500	Spark Plug Wire	5.0L	4Matic	To Spark Plug 2A, 2, 211.083, SPECIAL ORDER ONLY	SPW4779HU-D
E500	Spark Plug Wire	5.0L	4Matic	To Spark Plug 2A, 2, 211.283, SPECIAL ORDER ONLY	SPW4779HU-D

Vehicle	Part Type	Engine Size	Trim	Note(s)	Part Number
<b>2004 Mercedes-Benz (cont'd)</b>					
E500	Spark Plug Wire	5.0L	Base	To Spark Plug 5A, 5, 211.070, SPECIAL ORDER ONLY	SPW4779HU-D
E500	Spark Plug Wire	5.0L	4Matic	To Spark Plug 5A, 5, 211.083, SPECIAL ORDER ONLY	SPW4779HU-D
E500	Spark Plug Wire	5.0L	4Matic	To Spark Plug 5A, 5, 211.283, SPECIAL ORDER ONLY	SPW4779HU-D
G55 AMG	Fuel Pump	5.5L	Base	463.246, SPECIAL ORDER ONLY	FUP3309-D
G55 AMG	Ignition Coil	5.5L	Base		IGC0143
G55 AMG	Spark Plug Wire	5.5L	Base	To Spark Plug 1B, 1, 463.246	IGC4778-HU
G55 AMG	Spark Plug Wire	5.5L	Base	To Spark Plug 2B, 2, 463.246	IGC4778-HU
G55 AMG	Spark Plug Wire	5.5L	Base	To Spark Plug 3A Or 3B, 3, 463.246	IGC4778-HU
G55 AMG	Spark Plug Wire	5.5L	Base	To Spark Plug 4A Or 4B, 4, 463.246	IGC4778-HU
G55 AMG	Spark Plug Wire	5.5L	Base	To Spark Plug 5B, 5, 463.246	IGC4778-HU
G55 AMG	Spark Plug Wire	5.5L	Base	To Spark Plug 6A Or 6B, 6, 463.246	IGC4778-HU
G55 AMG	Spark Plug Wire	5.5L	Base	To Spark Plug 7A or 7B, 7, 463.246	IGC4778-HU
G55 AMG	Spark Plug Wire	5.5L	Base	To Spark Plug 8A Or 8B, 8, 463.246	IGC4778-HU
G55 AMG	Spark Plug Wire	5.5L	Base	To Spark Plug 2A, 2, 463.246, SPECIAL ORDER ONLY	SPW4779HU-D
G55 AMG	Spark Plug Wire	5.5L	Base	To Spark Plug 5A, 5, 463.246, SPECIAL ORDER ONLY	SPW4779HU-D
G500	Fuel Pump	5.0L	Base	463.249, SPECIAL ORDER ONLY	FUP3309-D
G500	Ignition Coil	5.0L	Base		IGC0143
G500	Spark Plug Wire	5.0L	Base	To Spark Plug 1B, 1, 463.249	IGC4778-HU
G500	Spark Plug Wire	5.0L	Base	To Spark Plug 2B, 2, 463.249	IGC4778-HU
G500	Spark Plug Wire	5.0L	Base	To Spark Plug 3A Or 3B, 3, 463.249	IGC4778-HU
G500	Spark Plug Wire	5.0L	Base	To Spark Plug 4A Or 4B, 4, 463.249	IGC4778-HU

Vehicle	Part Type	Engine Size	Trim	Note(s)	Part Number
<b>2004 Mercedes-Benz (cont'd)</b>					
G500	Spark Plug Wire	5.0L	Base	To Spark Plug 5B, 5, 463.249	IGC4778-HU
G500	Spark Plug Wire	5.0L	Base	To Spark Plug 6A Or 6B, 6, 463.249	IGC4778-HU
G500	Spark Plug Wire	5.0L	Base	To Spark Plug 7A or 7B, 7, 463.249	IGC4778-HU
G500	Spark Plug Wire	5.0L	Base	To Spark Plug 8A Or 8B, 8, 463.249	IGC4778-HU
G500	Manifold Absolute Pressure Sensor	5.0L	Base	463.249	PRS8211-HU
G500	Spark Plug Wire	5.0L	Base	To Spark Plug 2A, 2, 463.249, SPECIAL ORDER ONLY	SPW4779HU-D
G500	Spark Plug Wire	5.0L	Base	To Spark Plug 5A, 5, 463.249, SPECIAL ORDER ONLY	SPW4779HU-D
ML350	ABS Wheel Speed Sensor	3.7L	Base	W/ Harness, Rear Right, 163.157, SPECIAL ORDER ONLY	ABS1610HU-D
ML350	ABS Wheel Speed Sensor	3.7L	Base	W/ Harness, Rear Left, 163.157, SPECIAL ORDER ONLY	ABS1611HU-D
ML350	ABS Wheel Speed Sensor	3.7L	Base	W/ Harness, Front Right, 163.157, SPECIAL ORDER ONLY	ABS1612HU-D
ML350	Voltage Regulator	3.7L	Base	163.157	ALR0570
ML350	Engine Crankshaft Position Sensor	3.7L	Base	163.157	CPS8119
ML350	Engine Camshaft Position Sensor	3.7L	Base	163.157	CPS8126-HU
ML350	Ignition Coil	3.7L	Base		IGC0143
ML350	Spark Plug Wire	3.7L	Base	To Spark Plug 1A Or 1B, 1, 163.157	IGC4778-HU
ML350	Spark Plug Wire	3.7L	Base	To Spark Plug 2A or 2B, 2, 163.157	IGC4778-HU
ML350	Spark Plug Wire	3.7L	Base	To Spark Plug 3A Or 3B, 3, 163.157	IGC4778-HU
ML350	Spark Plug Wire	3.7L	Base	To Spark Plug 4A Or 4B, 4, 163.157	IGC4778-HU
ML350	Spark Plug Wire	3.7L	Base	To Spark Plug 5A or 5B, 5, 163.157	IGC4778-HU
ML350	Spark Plug Wire	3.7L	Base	To Spark Plug 6A Or 6B, 6, 163.157	IGC4778-HU
ML350	Mass Air Flow Sensor	3.7L	Base	163.157	MAF8960

Vehicle	Part Type	Engine Size	Trim	Note(s)	Part Number
<b>2004 Mercedes-Benz (cont'd)</b>					
ML350	Manifold Absolute Pressure Sensor	3.7L	Base	163.157	PRS8211-HU
ML500	ABS Wheel Speed Sensor	5.0L	Base	W/ Harness, Rear Right, 163.175, SPECIAL ORDER ONLY	ABS1610HU-D
ML500	ABS Wheel Speed Sensor	5.0L	Base	W/ Harness, Rear Left, 163.175, SPECIAL ORDER ONLY	ABS1611HU-D
ML500	ABS Wheel Speed Sensor	5.0L	Base	W/ Harness, Front Right, 163.175, SPECIAL ORDER ONLY	ABS1612HU-D
ML500	Voltage Regulator	5.0L	Base	163.175	ALR0570
ML500	Ignition Coil	5.0L	Base		IGC0143
ML500	Spark Plug Wire	5.0L	Base	To Spark Plug 1B, 1, 163.175	IGC4778-HU
ML500	Spark Plug Wire	5.0L	Base	To Spark Plug 2B, 2, 163.175	IGC4778-HU
ML500	Spark Plug Wire	5.0L	Base	To Spark Plug 3A Or 3B, 3, 163.175	IGC4778-HU
ML500	Spark Plug Wire	5.0L	Base	To Spark Plug 4A Or 4B, 4, 163.175	IGC4778-HU
ML500	Spark Plug Wire	5.0L	Base	To Spark Plug 5B, 5, 163.175	IGC4778-HU
ML500	Spark Plug Wire	5.0L	Base	To Spark Plug 6A Or 6B, 6, 163.175	IGC4778-HU
ML500	Spark Plug Wire	5.0L	Base	To Spark Plug 7A or 7B, 7, 163.175	IGC4778-HU
ML500	Spark Plug Wire	5.0L	Base	To Spark Plug 8A Or 8B, 8, 163.175	IGC4778-HU
ML500	Mass Air Flow Sensor	5.0L	Base, Special Edition	w/ OE No. A 113 094 00 48	MAF8957
ML500	Spark Plug Wire	5.0L	Base	To Spark Plug 2A, 2, 163.175, SPECIAL ORDER ONLY	SPW4779HU-D
ML500	Spark Plug Wire	5.0L	Base	To Spark Plug 5A, 5, 163.175, SPECIAL ORDER ONLY	SPW4779HU-D
S55 AMG	ABS Wheel Speed Sensor	5.5L	Base	W/ Harness, Front, 220.174, SPECIAL ORDER ONLY	ABS1606HU-D
S55 AMG	Voltage Regulator	5.5L	Base	220.174	ALR0611
S55 AMG	Ignition Coil	5.5L	Base		IGC0143
S55 AMG	Spark Plug Wire	5.5L	Base	To Spark Plug 1B, 1, Supercharged, 220.174	IGC4778-HU

Vehicle	Part Type	Engine Size	Trim	Note(s)	Part Number
<b>2004 Mercedes-Benz (cont'd)</b>					
S55 AMG	Spark Plug Wire	5.5L	Base	To Spark Plug 2B, 2, Supercharged, 220.174	IGC4778-HU
S55 AMG	Spark Plug Wire	5.5L	Base	To Spark Plug 3A Or 3B, 3, Supercharged, 220.174	IGC4778-HU
S55 AMG	Spark Plug Wire	5.5L	Base	To Spark Plug 4A Or 4B, 4, Supercharged, 220.174	IGC4778-HU
S55 AMG	Spark Plug Wire	5.5L	Base	To Spark Plug 5B, 5, Supercharged, 220.174	IGC4778-HU
S55 AMG	Spark Plug Wire	5.5L	Base	To Spark Plug 6A Or 6B, 6, Supercharged, 220.174	IGC4778-HU
S55 AMG	Spark Plug Wire	5.5L	Base	To Spark Plug 7A or 7B, 7, Supercharged, 220.174	IGC4778-HU
S55 AMG	Spark Plug Wire	5.5L	Base	To Spark Plug 8A Or 8B, 8, Supercharged, 220.174	IGC4778-HU
S55 AMG	Mass Air Flow Sensor	5.5L	Base	w/ OE No. A 113 094 00 48	MAF8957
S55 AMG	Spark Plug Wire	5.5L	Base	To Spark Plug 2A, 2, Supercharged, 220.174, SPECIAL ORDER ONLY	SPW4779HU-D
S55 AMG	Spark Plug Wire	5.5L	Base	To Spark Plug 5A, 5, Supercharged, 220.174, SPECIAL ORDER ONLY	SPW4779HU-D
S430	ABS Wheel Speed Sensor	4.3L	Base	W/ Harness, Front, 220.170, SPECIAL ORDER ONLY	ABS1606HU-D
S430	Voltage Regulator	4.3L	Base	220.170	ALR0611
S430	Voltage Regulator	4.3L	4Matic	220.183	ALR0611
S430	Engine Crankshaft Position Sensor	4.3L	Base	220.170	CPS8119
S430	Engine Crankshaft Position Sensor	4.3L	4Matic	220.183	CPS8119
S430	Engine Camshaft Position Sensor	4.3L	Base	220.170	CPS8126-HU
S430	Engine Camshaft Position Sensor	4.3L	4Matic	220.183	CPS8126-HU

Vehicle	Part Type	Engine Size	Trim	Note(s)	Part Number
<b>2004 Mercedes-Benz (cont'd)</b>					
S430	Fuel Pump	4.3L	Base	From Chassis: A 191481, 220.170, SPECIAL ORDER ONLY	FUP3310HU-D
S430	Fuel Pump	4.3L	4Matic	From Chassis: A 191481, 220.183, SPECIAL ORDER ONLY	FUP3310HU-D
S430	Ignition Coil	4.3L	4Matic, Base		IGC0143
S430	Spark Plug Wire	4.3L	Base	To Spark Plug 1B, 1, 220.170	IGC4778-HU
S430	Spark Plug Wire	4.3L	4Matic	To Spark Plug 1B, 1, 220.183	IGC4778-HU
S430	Spark Plug Wire	4.3L	Base	To Spark Plug 2B, 2, 220.170	IGC4778-HU
S430	Spark Plug Wire	4.3L	4Matic	To Spark Plug 2B, 2, 220.183	IGC4778-HU
S430	Spark Plug Wire	4.3L	Base	To Spark Plug 3A Or 3B, 3, 220.170	IGC4778-HU
S430	Spark Plug Wire	4.3L	4Matic	To Spark Plug 3A Or 3B, 3, 220.183	IGC4778-HU
S430	Spark Plug Wire	4.3L	Base	To Spark Plug 4A Or 4B, 4, 220.170	IGC4778-HU
S430	Spark Plug Wire	4.3L	4Matic	To Spark Plug 4A Or 4B, 4, 220.183	IGC4778-HU
S430	Spark Plug Wire	4.3L	Base	To Spark Plug 5B, 5, 220.170	IGC4778-HU
S430	Spark Plug Wire	4.3L	4Matic	To Spark Plug 5B, 5, 220.183	IGC4778-HU
S430	Spark Plug Wire	4.3L	Base	To Spark Plug 6A Or 6B, 6, 220.170	IGC4778-HU
S430	Spark Plug Wire	4.3L	4Matic	To Spark Plug 6A Or 6B, 6, 220.183	IGC4778-HU
S430	Spark Plug Wire	4.3L	Base	To Spark Plug 7A or 7B, 7, 220.170	IGC4778-HU
S430	Spark Plug Wire	4.3L	4Matic	To Spark Plug 7A or 7B, 7, 220.183	IGC4778-HU
S430	Spark Plug Wire	4.3L	Base	To Spark Plug 8A Or 8B, 8, 220.170	IGC4778-HU
S430	Spark Plug Wire	4.3L	4Matic	To Spark Plug 8A Or 8B, 8, 220.183	IGC4778-HU
S430	Mass Air Flow Sensor	4.3L	Base	220.170	MAF8957
S430	Mass Air Flow Sensor	4.3L	4Matic	220.183	MAF8957
S430	Manifold Absolute Pressure Sensor	4.3L	Base	220.170	PRS8211-HU
S430	Manifold Absolute Pressure Sensor	4.3L	4Matic	220.183	PRS8211-HU



Vehicle	Part Type	Engine Size	Trim	Note(s)	Part Number
<b>2004 Mercedes-Benz (cont'd)</b>					
S430	Spark Plug Wire	4.3L	Base	To Spark Plug 2A, 2, 220.170, SPECIAL ORDER ONLY	SPW4779HU-D
S430	Spark Plug Wire	4.3L	4Matic	To Spark Plug 2A, 2, 220.183, SPECIAL ORDER ONLY	SPW4779HU-D
S430	Spark Plug Wire	4.3L	Base	To Spark Plug 5A, 5, 220.170, SPECIAL ORDER ONLY	SPW4779HU-D
S430	Spark Plug Wire	4.3L	4Matic	To Spark Plug 5A, 5, 220.183, SPECIAL ORDER ONLY	SPW4779HU-D
S500	ABS Wheel Speed Sensor	5.0L	Base	W/ Harness, Front, 220.175, SPECIAL ORDER ONLY	ABS1606HU-D
S500	Voltage Regulator	5.0L	Base	220.175	ALR0611
S500	Voltage Regulator	5.0L	4Matic	220.184	ALR0611
S500	Engine Crankshaft Position Sensor	5.0L	Base	220.175	CPS8119
S500	Engine Crankshaft Position Sensor	5.0L	4Matic	220.184	CPS8119
S500	Engine Camshaft Position Sensor	5.0L	Base	220.175	CPS8126-HU
S500	Engine Camshaft Position Sensor	5.0L	4Matic	220.184	CPS8126-HU
S500	Fuel Pump	5.0L	Base	From Chassis: A 191481, 220.175, SPECIAL ORDER ONLY	FUP3310HU-D
S500	Fuel Pump	5.0L	4Matic	From Chassis: A 191481, 220.184, SPECIAL ORDER ONLY	FUP3310HU-D
S500	Ignition Coil	5.0L	4Matic, Base		IGC0143
S500	Spark Plug Wire	5.0L	Base	To Spark Plug 1B, 1, 220.175	IGC4778-HU
S500	Spark Plug Wire	5.0L	4Matic	To Spark Plug 1B, 1, 220.184	IGC4778-HU
S500	Spark Plug Wire	5.0L	Base	To Spark Plug 2B, 2, 220.175	IGC4778-HU
S500	Spark Plug Wire	5.0L	4Matic	To Spark Plug 2B, 2, 220.184	IGC4778-HU
S500	Spark Plug Wire	5.0L	Base	To Spark Plug 3A Or 3B, 3, 220.175	IGC4778-HU
S500	Spark Plug Wire	5.0L	4Matic	To Spark Plug 3A Or 3B, 3, 220.184	IGC4778-HU

Vehicle	Part Type	Engine Size	Trim	Note(s)	Part Number
<b>2004 Mercedes-Benz (cont'd)</b>					
S500	Spark Plug Wire	5.0L	Base	To Spark Plug 4A Or 4B, 4, 220.175	IGC4778-HU
S500	Spark Plug Wire	5.0L	4Matic	To Spark Plug 4A Or 4B, 4, 220.184	IGC4778-HU
S500	Spark Plug Wire	5.0L	Base	To Spark Plug 5B, 5, 220.175	IGC4778-HU
S500	Spark Plug Wire	5.0L	4Matic	To Spark Plug 5B, 5, 220.184	IGC4778-HU
S500	Spark Plug Wire	5.0L	Base	To Spark Plug 6A Or 6B, 6, 220.175	IGC4778-HU
S500	Spark Plug Wire	5.0L	4Matic	To Spark Plug 6A Or 6B, 6, 220.184	IGC4778-HU
S500	Spark Plug Wire	5.0L	Base	To Spark Plug 7A or 7B, 7, 220.175	IGC4778-HU
S500	Spark Plug Wire	5.0L	4Matic	To Spark Plug 7A or 7B, 7, 220.184	IGC4778-HU
S500	Spark Plug Wire	5.0L	Base	To Spark Plug 8A Or 8B, 8, 220.175	IGC4778-HU
S500	Spark Plug Wire	5.0L	4Matic	To Spark Plug 8A Or 8B, 8, 220.184	IGC4778-HU
S500	Mass Air Flow Sensor	5.0L	Base	220.175	MAF8957
S500	Mass Air Flow Sensor	5.0L	4Matic	220.184	MAF8957
S500	Manifold Absolute Pressure Sensor	5.0L	Base	220.175	PRS8211-HU
S500	Manifold Absolute Pressure Sensor	5.0L	4Matic	220.184	PRS8211-HU
S500	Spark Plug Wire	5.0L	Base	To Spark Plug 2A, 2, 220.175, SPECIAL ORDER ONLY	SPW4779HU-D
S500	Spark Plug Wire	5.0L	4Matic	To Spark Plug 2A, 2, 220.184, SPECIAL ORDER ONLY	SPW4779HU-D
S500	Spark Plug Wire	5.0L	Base	To Spark Plug 5A, 5, 220.175, SPECIAL ORDER ONLY	SPW4779HU-D
S500	Spark Plug Wire	5.0L	4Matic	To Spark Plug 5A, 5, 220.184, SPECIAL ORDER ONLY	SPW4779HU-D
S600	Engine Crankshaft Position Sensor	5.5L	Base	220.176	CPS8119
S600	Manifold Absolute Pressure Sensor	5.5L	Base	220.176	PRS8211-HU
SL55 AMG	Voltage Regulator	5.5L	Base	230.474	ALR0611
SL55 AMG	Ignition Coil	5.5L	Base		IGC0143

Vehicle	Part Type	Engine Size	Trim	Note(s)	Part Number
<b>2004 Mercedes-Benz (cont'd)</b>					
SL55 AMG	Spark Plug Wire	5.5L	Base	To Spark Plug 1B, 1, 230.474	IGC4778-HU
SL55 AMG	Spark Plug Wire	5.5L	Base	To Spark Plug 2B, 2, 230.474	IGC4778-HU
SL55 AMG	Spark Plug Wire	5.5L	Base	To Spark Plug 3A Or 3B, 3, 230.474	IGC4778-HU
SL55 AMG	Spark Plug Wire	5.5L	Base	To Spark Plug 4A Or 4B, 4, 230.474	IGC4778-HU
SL55 AMG	Spark Plug Wire	5.5L	Base	To Spark Plug 5B, 5, 230.474	IGC4778-HU
SL55 AMG	Spark Plug Wire	5.5L	Base	To Spark Plug 6A Or 6B, 6, 230.474	IGC4778-HU
SL55 AMG	Spark Plug Wire	5.5L	Base	To Spark Plug 7A or 7B, 7, 230.474	IGC4778-HU
SL55 AMG	Spark Plug Wire	5.5L	Base	To Spark Plug 8A Or 8B, 8, 230.474	IGC4778-HU
SL55 AMG	Spark Plug Wire	5.5L	Base	To Spark Plug 2A, 2, 230.474, SPECIAL ORDER ONLY	SPW4779HU-D
SL55 AMG	Spark Plug Wire	5.5L	Base	To Spark Plug 5A, 5, 230.474, SPECIAL ORDER ONLY	SPW4779HU-D
SL500	Voltage Regulator	5.0L	Base	230.475	ALR0611
SL500	Engine Crankshaft Position Sensor	5.0L	Base	230.475	CPS8119
SL500	Engine Camshaft Position Sensor	5.0L	Base	230.475	CPS8126-HU
SL500	Fuel Pump	5.0L	Base	230.475, SPECIAL ORDER ONLY	FUP3310HU-D
SL500	Ignition Coil	5.0L	Base		IGC0143
SL500	Spark Plug Wire	5.0L	Base	To Spark Plug 1B, 1, 230.475	IGC4778-HU
SL500	Spark Plug Wire	5.0L	Base	To Spark Plug 2B, 2, 230.475	IGC4778-HU
SL500	Spark Plug Wire	5.0L	Base	To Spark Plug 3A Or 3B, 3, 230.475	IGC4778-HU
SL500	Spark Plug Wire	5.0L	Base	To Spark Plug 4A Or 4B, 4, 230.475	IGC4778-HU
SL500	Spark Plug Wire	5.0L	Base	To Spark Plug 5B, 5, 230.475	IGC4778-HU
SL500	Spark Plug Wire	5.0L	Base	To Spark Plug 6A Or 6B, 6, 230.475	IGC4778-HU
SL500	Spark Plug Wire	5.0L	Base	To Spark Plug 7A or 7B, 7, 230.475	IGC4778-HU
SL500	Spark Plug Wire	5.0L	Base	To Spark Plug 8A Or 8B, 8, 230.475	IGC4778-HU
SL500	Mass Air Flow Sensor	5.0L	Base	230.475	MAF8957

Vehicle	Part Type	Engine Size	Trim	Note(s)	Part Number
<b>2004 Mercedes-Benz (cont'd)</b>					
SL500	Manifold Absolute Pressure Sensor	5.0L	Base	230.475	PRS8211-HU
SL500	Spark Plug Wire	5.0L	Base	To Spark Plug 2A, 2, 230.475, SPECIAL ORDER ONLY	SPW4779HU-D
SL500	Spark Plug Wire	5.0L	Base	To Spark Plug 5A, 5, 230.475, SPECIAL ORDER ONLY	SPW4779HU-D
SL600	Engine Crankshaft Position Sensor	5.5L	Base	230.476	CPS8119
SLK32 AMG	ABS Wheel Speed Sensor	3.2L	Base	W/ Harness, Front Left, 170.466, SPECIAL ORDER ONLY	ABS1608HU-D
SLK32 AMG	ABS Wheel Speed Sensor	3.2L	Base	W/ Harness, Front Right, 170.466, SPECIAL ORDER ONLY	ABS1609HU-D
SLK32 AMG	Engine Crankshaft Position Sensor	3.2L	Base	170.466	CPS8119
SLK32 AMG	Engine Camshaft Position Sensor	3.2L	Base	170.466	CPS8126-HU
SLK32 AMG	Fuel Pump	3.2L	Base	Supercharged, 170.466, SPECIAL ORDER ONLY	FUP3309-D
SLK32 AMG	Ignition Coil	3.2L	Base		IGC0143
SLK32 AMG	Spark Plug Wire	3.2L	Base	To Spark Plug 1A Or 1B, 1, Supercharged, 170.466	IGC4778-HU
SLK32 AMG	Spark Plug Wire	3.2L	Base	To Spark Plug 2A or 2B, 2, Supercharged, 170.466	IGC4778-HU
SLK32 AMG	Spark Plug Wire	3.2L	Base	To Spark Plug 4A Or 4B, 4, Supercharged, 170.466	IGC4778-HU
SLK32 AMG	Spark Plug Wire	3.2L	Base	To Spark Plug 5A or 5B, 5, Supercharged, 170.466	IGC4778-HU
SLK230	ABS Wheel Speed Sensor	2.3L	Kompressor	W/ Harness, Front Left, 170.449, SPECIAL ORDER ONLY	ABS1608HU-D
SLK230	ABS Wheel Speed Sensor	2.3L	Kompressor	W/ Harness, Front Right, 170.449, SPECIAL ORDER ONLY	ABS1609HU-D

Vehicle	Part Type	Engine Size	Trim	Note(s)	Part Number
<b>2004 Mercedes-Benz (cont'd)</b>					
SLK230	Engine Crankshaft Position Sensor	2.3L	Kompressor	170.449	CPS8119
SLK230	Engine Camshaft Position Sensor	2.3L	Kompressor	170.449	CPS8126-HU
SLK230	Fuel Pump	2.3L	Kompressor	170.449, SPECIAL ORDER ONLY	FUP3309-D
SLK230	Ignition Coil	2.3L	Kompressor	170.449	IGC3833-D
SLK320	ABS Wheel Speed Sensor	3.2L	Base	W/ Harness, Front Left, 170.465, SPECIAL ORDER ONLY	ABS1608HU-D
SLK320	ABS Wheel Speed Sensor	3.2L	Base	W/ Harness, Front Right, 170.465, SPECIAL ORDER ONLY	ABS1609HU-D
SLK320	Voltage Regulator	3.2L	Base	170.465	ALR0570
SLK320	Engine Crankshaft Position Sensor	3.2L	Base	170.465	CPS8119
SLK320	Engine Camshaft Position Sensor	3.2L	Base	170.465	CPS8126-HU
SLK320	Fuel Pump	3.2L	Base	170.465, SPECIAL ORDER ONLY	FUP3309-D
SLK320	Ignition Coil	3.2L	Base		IGC0143
SLK320	Spark Plug Wire	3.2L	Base	To Spark Plug 1A Or 1B, 1, 170.465	IGC4778-HU
SLK320	Spark Plug Wire	3.2L	Base	To Spark Plug 2A or 2B, 2, 170.465	IGC4778-HU
SLK320	Spark Plug Wire	3.2L	Base	To Spark Plug 4A Or 4B, 4, 170.465	IGC4778-HU
SLK320	Spark Plug Wire	3.2L	Base	To Spark Plug 5A or 5B, 5, 170.465	IGC4778-HU
SLK320	Mass Air Flow Sensor	3.2L	Base	170.465	MAF8960
SLK320	Manifold Absolute Pressure Sensor	3.2L	Base	170.465	PRS8211-HU
<b>2005 Mercedes-Benz</b>					
C55 AMG	ABS Wheel Speed Sensor	5.5L	Base	W/ Harness, Front, 203.076	ABS1600-HU
C55 AMG	ABS Wheel Speed Sensor	5.5L	Base	W/ Harness, Rear Right, 203.076, SPECIAL ORDER ONLY	ABS1616HU-D

Vehicle	Part Type	Engine Size	Trim	Note(s)	Part Number
<b>2005 Mercedes-Benz (cont'd)</b>					
C55 AMG	Fuel Pump Module Assembly	5.5L	Base	SOUTHERN KOREA SUPPLEMENTARY PARTS, To Chassis: E 024881; F 839254; R 243352; A 924857, 203.076, SPECIAL ORDER ONLY	FUP3393HU-D
C55 AMG	Ignition Coil	5.5L	Base		IGC0143
C55 AMG	Spark Plug Wire	5.5L	Base	To Spark Plug 1B, 1, 203.076	IGC4778-HU
C55 AMG	Spark Plug Wire	5.5L	Base	To Spark Plug 2B, 2, 203.076	IGC4778-HU
C55 AMG	Spark Plug Wire	5.5L	Base	To Spark Plug 3A Or 3B, 3, 203.076	IGC4778-HU
C55 AMG	Spark Plug Wire	5.5L	Base	To Spark Plug 4A Or 4B, 4, 203.076	IGC4778-HU
C55 AMG	Spark Plug Wire	5.5L	Base	To Spark Plug 5B, 5, 203.076	IGC4778-HU
C55 AMG	Spark Plug Wire	5.5L	Base	To Spark Plug 6A Or 6B, 6, 203.076	IGC4778-HU
C55 AMG	Spark Plug Wire	5.5L	Base	To Spark Plug 7A or 7B, 7, 203.076	IGC4778-HU
C55 AMG	Spark Plug Wire	5.5L	Base	To Spark Plug 8A Or 8B, 8, 203.076	IGC4778-HU
C55 AMG	Mass Air Flow Sensor	5.5L	Base	w/ OE No. A 113 094 00 48	MAF8957
C55 AMG	Spark Plug Wire	5.5L	Base	To Spark Plug 2A, 2, 203.076, SPECIAL ORDER ONLY	SPW4779HU-D
C55 AMG	Spark Plug Wire	5.5L	Base	To Spark Plug 5A, 5, 203.076, SPECIAL ORDER ONLY	SPW4779HU-D
C230	ABS Wheel Speed Sensor	1.8L	Kompressor	W/ Harness, Front, 203.040	ABS1600-HU
C230	ABS Wheel Speed Sensor	1.8L	Kompressor	W/ Harness, Front, 203.740	ABS1600-HU
C230	ABS Wheel Speed Sensor	1.8L	Kompressor	W/ Harness, Rear Right, 203.040, SPECIAL ORDER ONLY	ABS1616HU-D
C230	ABS Wheel Speed Sensor	1.8L	Kompressor	W/ Harness, Rear Right, 203.740, SPECIAL ORDER ONLY	ABS1616HU-D
C230	Voltage Regulator	1.8L	Kompressor	203.040	ALR0630-HU
C230	Voltage Regulator	1.8L	Kompressor	203.740	ALR0630-HU

Vehicle	Part Type	Engine Size	Trim	Note(s)	Part Number
<b>2005 Mercedes-Benz (cont'd)</b>					
C230	Engine Crankshaft Position Sensor	1.8L	Kompressor	203.040	CPS8119
C230	Engine Crankshaft Position Sensor	1.8L	Kompressor	203.740	CPS8119
C230	Engine Camshaft Position Sensor	1.8L	Kompressor	203.040	CPS8126-HU
C230	Engine Camshaft Position Sensor	1.8L	Kompressor	203.740	CPS8126-HU
C230	Fuel Pump Module Assembly	1.8L	Kompressor	W/ FLUID LEVEL SENSOR, Supercharged, 203.040, SPECIAL ORDER ONLY	FUP3393HU-D
C230	Fuel Pump Module Assembly	1.8L	Kompressor	W/ FLUID LEVEL SENSOR, Supercharged, 203.740, SPECIAL ORDER ONLY	FUP3393HU-D
C230	Ignition Coil	1.8L	Kompressor	203.040	IGC4066-D
C230	Ignition Coil	1.8L	Kompressor	203.740	IGC4066-D
C230	Mass Air Flow Sensor	1.8L	Kompressor	203.040	MAF8930
C230	Mass Air Flow Sensor	1.8L	Kompressor	203.740	MAF8930
C240	ABS Wheel Speed Sensor	2.6L	Base	W/ Harness, Front, 203.061	ABS1600-HU
C240	ABS Wheel Speed Sensor	2.6L	Base	W/ Harness, Front, 203.261	ABS1600-HU
C240	ABS Wheel Speed Sensor	2.6L	Base	W/ Harness, Rear Right, 203.061, SPECIAL ORDER ONLY	ABS1616HU-D
C240	ABS Wheel Speed Sensor	2.6L	4Matic	W/ Harness, Rear Right, 203.081, SPECIAL ORDER ONLY	ABS1616HU-D
C240	ABS Wheel Speed Sensor	2.6L	Base	W/ Harness, Rear Right, 203.261, SPECIAL ORDER ONLY	ABS1616HU-D
C240	ABS Wheel Speed Sensor	2.6L	4Matic	W/ Harness, Rear Right, 203.281, SPECIAL ORDER ONLY	ABS1616HU-D
C240	Voltage Regulator	2.6L	Base	70A BOSCH, 203.061	ALR0570
C240	Voltage Regulator	2.6L	4Matic	70A BOSCH, 203.081	ALR0570
C240	Voltage Regulator	2.6L	Base	70A BOSCH, 203.261	ALR0570

Vehicle	Part Type	Engine Size	Trim	Note(s)	Part Number
<b>2005 Mercedes-Benz (cont'd)</b>					
C240	Voltage Regulator	2.6L	4Matic	70A BOSCH, 203.281	ALR0570
C240	Voltage Regulator	2.6L	Base	90A BOSCH, 203.061	ALR0573
C240	Voltage Regulator	2.6L	4Matic	90A BOSCH, 203.081	ALR0573
C240	Voltage Regulator	2.6L	Base	90A BOSCH, 203.261	ALR0573
C240	Voltage Regulator	2.6L	4Matic	90A BOSCH, 203.281	ALR0573
C240	Engine Crankshaft Position Sensor	2.6L	Base	203.061	CPS8119
C240	Engine Crankshaft Position Sensor	2.6L	4Matic	203.081	CPS8119
C240	Engine Crankshaft Position Sensor	2.6L	Base	203.261	CPS8119
C240	Engine Crankshaft Position Sensor	2.6L	4Matic	203.281	CPS8119
C240	Engine Camshaft Position Sensor	2.6L	Base	203.061	CPS8126-HU
C240	Engine Camshaft Position Sensor	2.6L	4Matic	203.081	CPS8126-HU
C240	Engine Camshaft Position Sensor	2.6L	Base	203.261	CPS8126-HU
C240	Engine Camshaft Position Sensor	2.6L	4Matic	203.281	CPS8126-HU
C240	Fuel Pump Module Assembly	2.6L	Base	203.061, SPECIAL ORDER ONLY	FUP3393HU-D
C240	Fuel Pump Module Assembly	2.6L	4Matic	203.081, SPECIAL ORDER ONLY	FUP3393HU-D
C240	Fuel Pump Module Assembly	2.6L	Base	203.261, SPECIAL ORDER ONLY	FUP3393HU-D
C240	Fuel Pump Module Assembly	2.6L	4Matic	203.281, SPECIAL ORDER ONLY	FUP3393HU-D
C240	Ignition Coil	2.6L	Base	203.061	IGC0143
C240	Ignition Coil	2.6L	4Matic	203.081	IGC0143
C240	Ignition Coil	2.6L	Base	203.261	IGC0143
C240	Ignition Coil	2.6L	4Matic	203.281	IGC0143
C240	Spark Plug Wire	2.6L	Base	To Spark Plug 1A Or 1B, 1, 203.061	IGC4778-HU
C240	Spark Plug Wire	2.6L	4Matic	To Spark Plug 1A Or 1B, 1, 203.081	IGC4778-HU
C240	Spark Plug Wire	2.6L	Base	To Spark Plug 1A Or 1B, 1, 203.261	IGC4778-HU
C240	Spark Plug Wire	2.6L	4Matic	To Spark Plug 1A Or 1B, 1, 203.281	IGC4778-HU
C240	Spark Plug Wire	2.6L	Base	To Spark Plug 2A or 2B, 2, 203.061	IGC4778-HU



Vehicle	Part Type	Engine Size	Trim	Note(s)	Part Number
<b>2005 Mercedes-Benz (cont'd)</b>					
C240	Spark Plug Wire	2.6L	4Matic	To Spark Plug 2A or 2B, 2, 203.081	IGC4778-HU
C240	Spark Plug Wire	2.6L	Base	To Spark Plug 2A or 2B, 2, 203.261	IGC4778-HU
C240	Spark Plug Wire	2.6L	4Matic	To Spark Plug 2A or 2B, 2, 203.281	IGC4778-HU
C240	Spark Plug Wire	2.6L	Base	To Spark Plug 3A Or 3B, 3, 203.061	IGC4778-HU
C240	Spark Plug Wire	2.6L	4Matic	To Spark Plug 3A Or 3B, 3, 203.081	IGC4778-HU
C240	Spark Plug Wire	2.6L	Base	To Spark Plug 3A Or 3B, 3, 203.261	IGC4778-HU
C240	Spark Plug Wire	2.6L	4Matic	To Spark Plug 3A Or 3B, 3, 203.281	IGC4778-HU
C240	Spark Plug Wire	2.6L	Base	To Spark Plug 4A Or 4B, 4, 203.061	IGC4778-HU
C240	Spark Plug Wire	2.6L	4Matic	To Spark Plug 4A Or 4B, 4, 203.081	IGC4778-HU
C240	Spark Plug Wire	2.6L	Base	To Spark Plug 4A Or 4B, 4, 203.261	IGC4778-HU
C240	Spark Plug Wire	2.6L	4Matic	To Spark Plug 4A Or 4B, 4, 203.281	IGC4778-HU
C240	Spark Plug Wire	2.6L	Base	To Spark Plug 5A or 5B, 5, 203.061	IGC4778-HU
C240	Spark Plug Wire	2.6L	4Matic	To Spark Plug 5A or 5B, 5, 203.081	IGC4778-HU
C240	Spark Plug Wire	2.6L	Base	To Spark Plug 5A or 5B, 5, 203.261	IGC4778-HU
C240	Spark Plug Wire	2.6L	4Matic	To Spark Plug 5A or 5B, 5, 203.281	IGC4778-HU
C240	Spark Plug Wire	2.6L	Base	To Spark Plug 6A Or 6B, 6, 203.061	IGC4778-HU
C240	Spark Plug Wire	2.6L	4Matic	To Spark Plug 6A Or 6B, 6, 203.081	IGC4778-HU
C240	Spark Plug Wire	2.6L	Base	To Spark Plug 6A Or 6B, 6, 203.261	IGC4778-HU
C240	Spark Plug Wire	2.6L	4Matic	To Spark Plug 6A Or 6B, 6, 203.281	IGC4778-HU
C240	Mass Air Flow Sensor	2.6L	Base	203.061	MAF8960
C240	Mass Air Flow Sensor	2.6L	4Matic	203.081	MAF8960
C240	Mass Air Flow Sensor	2.6L	Base	203.261	MAF8960
C240	Mass Air Flow Sensor	2.6L	4Matic	203.281	MAF8960
C240	Manifold Absolute Pressure Sensor	2.6L	Base	203.061	PRS8211-HU

Vehicle	Part Type	Engine Size	Trim	Note(s)	Part Number
<b>2005 Mercedes-Benz (cont'd)</b>					
C240	Manifold Absolute Pressure Sensor	2.6L	4Matic	203.081	PRS8211-HU
C240	Manifold Absolute Pressure Sensor	2.6L	Base	203.261	PRS8211-HU
C240	Manifold Absolute Pressure Sensor	2.6L	4Matic	203.281	PRS8211-HU
C320	ABS Wheel Speed Sensor	3.2L	Base	W/ Harness, Front, 203.064	ABS1600-HU
C320	ABS Wheel Speed Sensor	3.2L	Base	W/ Harness, Front, 203.764	ABS1600-HU
C320	ABS Wheel Speed Sensor	3.2L	Base	W/ Harness, Rear Right, 203.064, SPECIAL ORDER ONLY	ABS1616HU-D
C320	ABS Wheel Speed Sensor	3.2L	4Matic	W/ Harness, Rear Right, 203.084, SPECIAL ORDER ONLY	ABS1616HU-D
C320	ABS Wheel Speed Sensor	3.2L	Base	W/ Harness, Rear Right, 203.764, SPECIAL ORDER ONLY	ABS1616HU-D
C320	Voltage Regulator	3.2L	Base	70A BOSCH, 203.064	ALR0570
C320	Voltage Regulator	3.2L	4Matic	70A BOSCH, 203.084	ALR0570
C320	Voltage Regulator	3.2L	Base	70A BOSCH, 203.764	ALR0570
C320	Voltage Regulator	3.2L	Base	90A BOSCH, 203.064	ALR0573
C320	Voltage Regulator	3.2L	4Matic	90A BOSCH, 203.084	ALR0573
C320	Voltage Regulator	3.2L	Base	90A BOSCH, 203.764	ALR0573
C320	Engine Crankshaft Position Sensor	3.2L	Base	203.064	CPS8119
C320	Engine Crankshaft Position Sensor	3.2L	4Matic	203.084	CPS8119
C320	Engine Crankshaft Position Sensor	3.2L	Base	203.764	CPS8119
C320	Engine Camshaft Position Sensor	3.2L	Base	203.064	CPS8126-HU
C320	Engine Camshaft Position Sensor	3.2L	4Matic	203.084	CPS8126-HU
C320	Engine Camshaft Position Sensor	3.2L	Base	203.764	CPS8126-HU
C320	Fuel Pump Module Assembly	3.2L	4Matic	GAS, 203.084, SPECIAL ORDER ONLY	FUP3393HU-D
C320	Fuel Pump Module Assembly	3.2L	Base	203.064, SPECIAL ORDER ONLY	FUP3396HU-D

Vehicle	Part Type	Engine Size	Trim	Note(s)	Part Number
<b>2005 Mercedes-Benz (cont'd)</b>					
C320	Ignition Coil	3.2L	4Matic, Base, Elegance		IGC0143
C320	Spark Plug Wire	3.2L	Base	To Spark Plug 1A Or 1B, 1, 203.064	IGC4778-HU
C320	Spark Plug Wire	3.2L	4Matic	To Spark Plug 1A Or 1B, 1, 203.084	IGC4778-HU
C320	Spark Plug Wire	3.2L	Base	To Spark Plug 1A Or 1B, 1, 203.764	IGC4778-HU
C320	Spark Plug Wire	3.2L	Base	To Spark Plug 2A or 2B, 2, 203.064	IGC4778-HU
C320	Spark Plug Wire	3.2L	4Matic	To Spark Plug 2A or 2B, 2, 203.084	IGC4778-HU
C320	Spark Plug Wire	3.2L	Base	To Spark Plug 2A or 2B, 2, 203.764	IGC4778-HU
C320	Spark Plug Wire	3.2L	Base	To Spark Plug 3A Or 3B, 3, 203.064	IGC4778-HU
C320	Spark Plug Wire	3.2L	4Matic	To Spark Plug 3A Or 3B, 3, 203.084	IGC4778-HU
C320	Spark Plug Wire	3.2L	Base	To Spark Plug 3A Or 3B, 3, 203.764	IGC4778-HU
C320	Spark Plug Wire	3.2L	Base	To Spark Plug 4A Or 4B, 4, 203.064	IGC4778-HU
C320	Spark Plug Wire	3.2L	4Matic	To Spark Plug 4A Or 4B, 4, 203.084	IGC4778-HU
C320	Spark Plug Wire	3.2L	Base	To Spark Plug 4A Or 4B, 4, 203.764	IGC4778-HU
C320	Spark Plug Wire	3.2L	Base	To Spark Plug 5A or 5B, 5, 203.064	IGC4778-HU
C320	Spark Plug Wire	3.2L	4Matic	To Spark Plug 5A or 5B, 5, 203.084	IGC4778-HU
C320	Spark Plug Wire	3.2L	Base	To Spark Plug 5A or 5B, 5, 203.764	IGC4778-HU
C320	Spark Plug Wire	3.2L	Base	To Spark Plug 6A Or 6B, 6, 203.064	IGC4778-HU
C320	Spark Plug Wire	3.2L	4Matic	To Spark Plug 6A Or 6B, 6, 203.084	IGC4778-HU
C320	Spark Plug Wire	3.2L	Base	To Spark Plug 6A Or 6B, 6, 203.764	IGC4778-HU
C320	Mass Air Flow Sensor	3.2L	Base	203.064	MAF8960
C320	Mass Air Flow Sensor	3.2L	4Matic	203.084	MAF8960
C320	Mass Air Flow Sensor	3.2L	Base	203.764	MAF8960
C320	Manifold Absolute Pressure Sensor	3.2L	Base	203.064	PRS8211-HU
C320	Manifold Absolute Pressure Sensor	3.2L	4Matic	203.084	PRS8211-HU
C320	Manifold Absolute Pressure Sensor	3.2L	Base	203.764	PRS8211-HU

Vehicle	Part Type	Engine Size	Trim	Note(s)	Part Number
<b>2005 Mercedes-Benz (cont'd)</b>					
CL55 AMG	ABS Wheel Speed Sensor	5.5L	Base	W/ Harness, Front, 215.374, SPECIAL ORDER ONLY	ABS1606HU-D
CL55 AMG	Voltage Regulator	5.5L	Base		ALR0608
CL55 AMG	Voltage Regulator	5.5L	Base		ALR0611
CL55 AMG	Ignition Coil	5.5L	Base		IGC0143
CL55 AMG	Spark Plug Wire	5.5L	Base	To Spark Plug 1B, 1, Supercharged, 215.374	IGC4778-HU
CL55 AMG	Spark Plug Wire	5.5L	Base	To Spark Plug 2B, 2, Supercharged, 215.374	IGC4778-HU
CL55 AMG	Spark Plug Wire	5.5L	Base	To Spark Plug 3A Or 3B, 3, Supercharged, 215.374	IGC4778-HU
CL55 AMG	Spark Plug Wire	5.5L	Base	To Spark Plug 4A Or 4B, 4, Supercharged, 215.374	IGC4778-HU
CL55 AMG	Spark Plug Wire	5.5L	Base	To Spark Plug 5B, 5, Supercharged, 215.374	IGC4778-HU
CL55 AMG	Spark Plug Wire	5.5L	Base	To Spark Plug 6A Or 6B, 6, Supercharged, 215.374	IGC4778-HU
CL55 AMG	Spark Plug Wire	5.5L	Base	To Spark Plug 7A or 7B, 7, Supercharged, 215.374	IGC4778-HU
CL55 AMG	Spark Plug Wire	5.5L	Base	To Spark Plug 8A Or 8B, 8, Supercharged, 215.374	IGC4778-HU
CL55 AMG	Spark Plug Wire	5.5L	Base	To Spark Plug 2A, 2, Supercharged, 215.374, SPECIAL ORDER ONLY	SPW4779HU-D
CL55 AMG	Spark Plug Wire	5.5L	Base	To Spark Plug 5A, 5, Supercharged, 215.374, SPECIAL ORDER ONLY	SPW4779HU-D
CL65 AMG	Engine Crankshaft Position Sensor	6.0L	Base	215.379	CPS8119
CL65 AMG	Manifold Absolute Pressure Sensor	6.0L	Base	215.379	PRS8211-HU
CL500	ABS Wheel Speed Sensor	5.0L	Base	W/ Harness, Front, 215.375, SPECIAL ORDER ONLY	ABS1606HU-D
CL500	Voltage Regulator	5.0L	Base	215.375	ALR0611

Vehicle	Part Type	Engine Size	Trim	Note(s)	Part Number
<b>2005 Mercedes-Benz (cont'd)</b>					
CL500	Engine Crankshaft Position Sensor	5.0L	Base	215.375	CPS8119
CL500	Engine Camshaft Position Sensor	5.0L	Base	215.375	CPS8126-HU
CL500	Fuel Pump	5.0L	Base	From Chassis: A 014721, 215.375, SPECIAL ORDER ONLY	FUP3310HU-D
CL500	Ignition Coil	5.0L	Base		IGC0143
CL500	Spark Plug Wire	5.0L	Base	To Spark Plug 1B, 1, 215.375	IGC4778-HU
CL500	Spark Plug Wire	5.0L	Base	To Spark Plug 2B, 2, 215.375	IGC4778-HU
CL500	Spark Plug Wire	5.0L	Base	To Spark Plug 3A Or 3B, 3, 215.375	IGC4778-HU
CL500	Spark Plug Wire	5.0L	Base	To Spark Plug 4A Or 4B, 4, 215.375	IGC4778-HU
CL500	Spark Plug Wire	5.0L	Base	To Spark Plug 5B, 5, 215.375	IGC4778-HU
CL500	Spark Plug Wire	5.0L	Base	To Spark Plug 6A Or 6B, 6, 215.375	IGC4778-HU
CL500	Spark Plug Wire	5.0L	Base	To Spark Plug 7A or 7B, 7, 215.375	IGC4778-HU
CL500	Spark Plug Wire	5.0L	Base	To Spark Plug 8A Or 8B, 8, 215.375	IGC4778-HU
CL500	Mass Air Flow Sensor	5.0L	Base	215.375	MAF8957
CL500	Manifold Absolute Pressure Sensor	5.0L	Base	215.375	PRS8211-HU
CL500	Spark Plug Wire	5.0L	Base	To Spark Plug 2A, 2, 215.375, SPECIAL ORDER ONLY	SPW4779HU-D
CL500	Spark Plug Wire	5.0L	Base	To Spark Plug 5A, 5, 215.375, SPECIAL ORDER ONLY	SPW4779HU-D
CL600	Engine Crankshaft Position Sensor	5.5L	Base	215.376	CPS8119
CL600	Manifold Absolute Pressure Sensor	5.5L	Base	215.376	PRS8211-HU
CLK55 AMG	ABS Wheel Speed Sensor	5.5L	Base	W/ Harness, Front, 209.376	ABS1600-HU
CLK55 AMG	ABS Wheel Speed Sensor	5.5L	Base	W/ Harness, Front, 209.476	ABS1600-HU
CLK55 AMG	ABS Wheel Speed Sensor	5.5L	Base	W/ Harness, Rear Right, 209.376, SPECIAL ORDER ONLY	ABS1616HU-D

Vehicle	Part Type	Engine Size	Trim	Note(s)	Part Number
<b>2005 Mercedes-Benz (cont'd)</b>					
CLK55 AMG	ABS Wheel Speed Sensor	5.5L	Base	W/ Harness, Rear Right, 209.476, SPECIAL ORDER ONLY	ABS1616HU-D
CLK55 AMG	Voltage Regulator	5.5L	Base	209.376	ALR0570
CLK55 AMG	Voltage Regulator	5.5L	Base	209.476	ALR0570
CLK55 AMG	Ignition Coil	5.5L	Base		IGC0143
CLK55 AMG	Spark Plug Wire	5.5L	Base	To Spark Plug 1B, 1, 209.376	IGC4778-HU
CLK55 AMG	Spark Plug Wire	5.5L	Base	To Spark Plug 1B, 1, 209.476	IGC4778-HU
CLK55 AMG	Spark Plug Wire	5.5L	Base	To Spark Plug 2B, 2, 209.376	IGC4778-HU
CLK55 AMG	Spark Plug Wire	5.5L	Base	To Spark Plug 2B, 2, 209.476	IGC4778-HU
CLK55 AMG	Spark Plug Wire	5.5L	Base	To Spark Plug 3A Or 3B, 3, 209.376	IGC4778-HU
CLK55 AMG	Spark Plug Wire	5.5L	Base	To Spark Plug 3A Or 3B, 3, 209.476	IGC4778-HU
CLK55 AMG	Spark Plug Wire	5.5L	Base	To Spark Plug 4A Or 4B, 4, 209.376	IGC4778-HU
CLK55 AMG	Spark Plug Wire	5.5L	Base	To Spark Plug 4A Or 4B, 4, 209.476	IGC4778-HU
CLK55 AMG	Spark Plug Wire	5.5L	Base	To Spark Plug 5B, 5, 209.376	IGC4778-HU
CLK55 AMG	Spark Plug Wire	5.5L	Base	To Spark Plug 5B, 5, 209.476	IGC4778-HU
CLK55 AMG	Spark Plug Wire	5.5L	Base	To Spark Plug 6A Or 6B, 6, 209.376	IGC4778-HU
CLK55 AMG	Spark Plug Wire	5.5L	Base	To Spark Plug 6A Or 6B, 6, 209.476	IGC4778-HU
CLK55 AMG	Spark Plug Wire	5.5L	Base	To Spark Plug 7A or 7B, 7, 209.376	IGC4778-HU
CLK55 AMG	Spark Plug Wire	5.5L	Base	To Spark Plug 7A or 7B, 7, 209.476	IGC4778-HU
CLK55 AMG	Spark Plug Wire	5.5L	Base	To Spark Plug 8A Or 8B, 8, 209.376	IGC4778-HU
CLK55 AMG	Spark Plug Wire	5.5L	Base	To Spark Plug 8A Or 8B, 8, 209.476	IGC4778-HU
CLK55 AMG	Mass Air Flow Sensor	5.5L	Base	w/ OE No. A 113 094 00 48	MAF8957
CLK55 AMG	Spark Plug Wire	5.5L	Base	To Spark Plug 2A, 2, 209.376, SPECIAL ORDER ONLY	SPW4779HU-D
CLK55 AMG	Spark Plug Wire	5.5L	Base	To Spark Plug 2A, 2, 209.476, SPECIAL ORDER ONLY	SPW4779HU-D

Vehicle	Part Type	Engine Size	Trim	Note(s)	Part Number
<b>2005 Mercedes-Benz (cont'd)</b>					
CLK55 AMG	Spark Plug Wire	5.5L	Base	To Spark Plug 5A, 5, 209.376, SPECIAL ORDER ONLY	SPW4779HU-D
CLK55 AMG	Spark Plug Wire	5.5L	Base	To Spark Plug 5A, 5, 209.476, SPECIAL ORDER ONLY	SPW4779HU-D
CLK320	ABS Wheel Speed Sensor	3.2L	Base	W/ Harness, Front, 209.365	ABS1600-HU
CLK320	ABS Wheel Speed Sensor	3.2L	Base	W/ Harness, Front, 209.465	ABS1600-HU
CLK320	ABS Wheel Speed Sensor	3.2L	Base	W/ Harness, Rear Right, 209.365, SPECIAL ORDER ONLY	ABS1616HU-D
CLK320	ABS Wheel Speed Sensor	3.2L	Base	W/ Harness, Rear Right, 209.465, SPECIAL ORDER ONLY	ABS1616HU-D
CLK320	Voltage Regulator	3.2L	Base	70A BOSCH, 209.365	ALR0570
CLK320	Voltage Regulator	3.2L	Base	70A BOSCH, 209.465	ALR0570
CLK320	Voltage Regulator	3.2L	Base	90A BOSCH, 209.365	ALR0573
CLK320	Voltage Regulator	3.2L	Base	90A BOSCH, 209.465	ALR0573
CLK320	Engine Crankshaft Position Sensor	3.2L	Base	209.365	CPS8119
CLK320	Engine Crankshaft Position Sensor	3.2L	Base	209.465	CPS8119
CLK320	Engine Camshaft Position Sensor	3.2L	Base	209.365	CPS8126-HU
CLK320	Engine Camshaft Position Sensor	3.2L	Base	209.465	CPS8126-HU
CLK320	Fuel Pump Module Assembly	3.2L	Base	W/ FLUID LEVEL SENSOR, 209.365, SPECIAL ORDER ONLY	FUP3393HU-D
CLK320	Fuel Pump Module Assembly	3.2L	Base	W/ FLUID LEVEL SENSOR, 209.465, SPECIAL ORDER ONLY	FUP3393HU-D
CLK320	Ignition Coil	3.2L	Base		IGC0143
CLK320	Spark Plug Wire	3.2L	Base	To Spark Plug 1A Or 1B, 1, 209.365	IGC4778-HU
CLK320	Spark Plug Wire	3.2L	Base	To Spark Plug 1A Or 1B, 1, 209.465	IGC4778-HU
CLK320	Spark Plug Wire	3.2L	Base	To Spark Plug 2A or 2B, 2, 209.365	IGC4778-HU

Vehicle	Part Type	Engine Size	Trim	Note(s)	Part Number
<b>2005 Mercedes-Benz (cont'd)</b>					
CLK320	Spark Plug Wire	3.2L	Base	To Spark Plug 2A or 2B, 2, 209.465	IGC4778-HU
CLK320	Spark Plug Wire	3.2L	Base	To Spark Plug 3A Or 3B, 3, 209.365	IGC4778-HU
CLK320	Spark Plug Wire	3.2L	Base	To Spark Plug 3A Or 3B, 3, 209.465	IGC4778-HU
CLK320	Spark Plug Wire	3.2L	Base	To Spark Plug 4A Or 4B, 4, 209.365	IGC4778-HU
CLK320	Spark Plug Wire	3.2L	Base	To Spark Plug 4A Or 4B, 4, 209.465	IGC4778-HU
CLK320	Spark Plug Wire	3.2L	Base	To Spark Plug 5A or 5B, 5, 209.365	IGC4778-HU
CLK320	Spark Plug Wire	3.2L	Base	To Spark Plug 5A or 5B, 5, 209.465	IGC4778-HU
CLK320	Spark Plug Wire	3.2L	Base	To Spark Plug 6A Or 6B, 6, 209.365	IGC4778-HU
CLK320	Spark Plug Wire	3.2L	Base	To Spark Plug 6A Or 6B, 6, 209.465	IGC4778-HU
CLK320	Mass Air Flow Sensor	3.2L	Base	209.365	MAF8960
CLK320	Mass Air Flow Sensor	3.2L	Base	209.465	MAF8960
CLK320	Manifold Absolute Pressure Sensor	3.2L	Base	209.365	PRS8211-HU
CLK320	Manifold Absolute Pressure Sensor	3.2L	Base	209.465	PRS8211-HU
CLK500	ABS Wheel Speed Sensor	5.0L	Base	W/ Harness, Front, 209.375	ABS1600-HU
CLK500	ABS Wheel Speed Sensor	5.0L	Base	W/ Harness, Front, 209.475	ABS1600-HU
CLK500	ABS Wheel Speed Sensor	5.0L	Base	W/ Harness, Rear Right, 209.375, SPECIAL ORDER ONLY	ABS1616HU-D
CLK500	ABS Wheel Speed Sensor	5.0L	Base	W/ Harness, Rear Right, 209.475, SPECIAL ORDER ONLY	ABS1616HU-D
CLK500	Voltage Regulator	5.0L	Base	209.375	ALR0570
CLK500	Voltage Regulator	5.0L	Base	209.475	ALR0570
CLK500	Engine Crankshaft Position Sensor	5.0L	Base	209.375	CPS8119
CLK500	Engine Crankshaft Position Sensor	5.0L	Base	209.475	CPS8119
CLK500	Engine Camshaft Position Sensor	5.0L	Base	209.375	CPS8126-HU
CLK500	Engine Camshaft Position Sensor	5.0L	Base	209.475	CPS8126-HU
CLK500	Ignition Coil	5.0L	Base		IGC0143



Vehicle	Part Type	Engine Size	Trim	Note(s)	Part Number
<b>2005 Mercedes-Benz (cont'd)</b>					
CLK500	Spark Plug Wire	5.0L	Base	To Spark Plug 1B, 1, 209.375	IGC4778-HU
CLK500	Spark Plug Wire	5.0L	Base	To Spark Plug 1B, 1, 209.475	IGC4778-HU
CLK500	Spark Plug Wire	5.0L	Base	To Spark Plug 2B, 2, 209.375	IGC4778-HU
CLK500	Spark Plug Wire	5.0L	Base	To Spark Plug 2B, 2, 209.475	IGC4778-HU
CLK500	Spark Plug Wire	5.0L	Base	To Spark Plug 3A Or 3B, 3, 209.375	IGC4778-HU
CLK500	Spark Plug Wire	5.0L	Base	To Spark Plug 3A Or 3B, 3, 209.475	IGC4778-HU
CLK500	Spark Plug Wire	5.0L	Base	To Spark Plug 4A Or 4B, 4, 209.375	IGC4778-HU
CLK500	Spark Plug Wire	5.0L	Base	To Spark Plug 4A Or 4B, 4, 209.475	IGC4778-HU
CLK500	Spark Plug Wire	5.0L	Base	To Spark Plug 5B, 5, 209.375	IGC4778-HU
CLK500	Spark Plug Wire	5.0L	Base	To Spark Plug 5B, 5, 209.475	IGC4778-HU
CLK500	Spark Plug Wire	5.0L	Base	To Spark Plug 6A Or 6B, 6, 209.375	IGC4778-HU
CLK500	Spark Plug Wire	5.0L	Base	To Spark Plug 6A Or 6B, 6, 209.475	IGC4778-HU
CLK500	Spark Plug Wire	5.0L	Base	To Spark Plug 7A or 7B, 7, 209.375	IGC4778-HU
CLK500	Spark Plug Wire	5.0L	Base	To Spark Plug 7A or 7B, 7, 209.475	IGC4778-HU
CLK500	Spark Plug Wire	5.0L	Base	To Spark Plug 8A Or 8B, 8, 209.375	IGC4778-HU
CLK500	Spark Plug Wire	5.0L	Base	To Spark Plug 8A Or 8B, 8, 209.475	IGC4778-HU
CLK500	Mass Air Flow Sensor	5.0L	Base	209.375	MAF8957
CLK500	Mass Air Flow Sensor	5.0L	Base	209.475	MAF8957
CLK500	Manifold Absolute Pressure Sensor	5.0L	Base	209.375	PRS8211-HU
CLK500	Manifold Absolute Pressure Sensor	5.0L	Base	209.475	PRS8211-HU
CLK500	Spark Plug Wire	5.0L	Base	To Spark Plug 2A, 2, 209.375, SPECIAL ORDER ONLY	SPW4779HU-D
CLK500	Spark Plug Wire	5.0L	Base	To Spark Plug 2A, 2, 209.475, SPECIAL ORDER ONLY	SPW4779HU-D

Vehicle	Part Type	Engine Size	Trim	Note(s)	Part Number
<b>2005 Mercedes-Benz (cont'd)</b>					
CLK500	Spark Plug Wire	5.0L	Base	To Spark Plug 5A, 5, 209.375, SPECIAL ORDER ONLY	SPW4779HU-D
CLK500	Spark Plug Wire	5.0L	Base	To Spark Plug 5A, 5, 209.475, SPECIAL ORDER ONLY	SPW4779HU-D
E55 AMG	ABS Wheel Speed Sensor	5.5L	Base	W/ Harness, Front, 211.076, SPECIAL ORDER ONLY	ABS1603-D
E55 AMG	ABS Wheel Speed Sensor	5.5L	Base	W/ Harness, Rear, 211.076	ABS1607
E55 AMG	Voltage Regulator	5.5L	Base	Bosch Design, GAS, 113.990	ALR0608
E55 AMG	Voltage Regulator	5.5L	Base	Bosch Design, GAS, 113.990	ALR0611
E55 AMG	Ignition Coil	5.5L	Base		IGC0143
E55 AMG	Spark Plug Wire	5.5L	Base	To Spark Plug 1B, 1, 211.076	IGC4778-HU
E55 AMG	Spark Plug Wire	5.5L	Base	To Spark Plug 2B, 2, 211.076	IGC4778-HU
E55 AMG	Spark Plug Wire	5.5L	Base	To Spark Plug 3A Or 3B, 3, 211.076	IGC4778-HU
E55 AMG	Spark Plug Wire	5.5L	Base	To Spark Plug 4A Or 4B, 4, 211.076	IGC4778-HU
E55 AMG	Spark Plug Wire	5.5L	Base	To Spark Plug 5B, 5, 211.076	IGC4778-HU
E55 AMG	Spark Plug Wire	5.5L	Base	To Spark Plug 6A Or 6B, 6, 211.076	IGC4778-HU
E55 AMG	Spark Plug Wire	5.5L	Base	To Spark Plug 7A or 7B, 7, 211.076	IGC4778-HU
E55 AMG	Spark Plug Wire	5.5L	Base	To Spark Plug 8A Or 8B, 8, 211.076	IGC4778-HU
E55 AMG	Spark Plug Wire	5.5L	Base	To Spark Plug 2A, 2, 211.076, SPECIAL ORDER ONLY	SPW4779HU-D
E55 AMG	Spark Plug Wire	5.5L	Base	To Spark Plug 5A, 5, 211.076, SPECIAL ORDER ONLY	SPW4779HU-D
E320	ABS Wheel Speed Sensor	3.2L	CDI	W/ Harness, Front, 211.026, SPECIAL ORDER ONLY	ABS1603-D
E320	ABS Wheel Speed Sensor	3.2L	Base	W/ Harness, Front, 211.065, SPECIAL ORDER ONLY	ABS1603-D
E320	ABS Wheel Speed Sensor	3.2L	Base	W/ Harness, Front, 211.265, SPECIAL ORDER ONLY	ABS1603-D

Vehicle	Part Type	Engine Size	Trim	Note(s)	Part Number
<b>2005 Mercedes-Benz (cont'd)</b>					
E320	ABS Wheel Speed Sensor	3.2L	CDI	W/ Harness, Rear, 211.026	ABS1607
E320	ABS Wheel Speed Sensor	3.2L	Base	W/ Harness, Rear, 211.065	ABS1607
E320	ABS Wheel Speed Sensor	3.2L	4Matic	W/ Harness, Rear, 211.082	ABS1607
E320	ABS Wheel Speed Sensor	3.2L	Base	W/ Harness, Rear, 211.265	ABS1607
E320	ABS Wheel Speed Sensor	3.2L	4Matic	W/ Harness, Rear, 211.282	ABS1607
E320	Voltage Regulator	3.2L	CDI	211.026	ALR0632-HU
E320	Engine Crankshaft Position Sensor	3.2L	CDI	211.026	CPS8119
E320	Engine Crankshaft Position Sensor	3.2L	Base	211.065	CPS8119
E320	Engine Crankshaft Position Sensor	3.2L	4Matic	211.082	CPS8119
E320	Engine Crankshaft Position Sensor	3.2L	Base	211.265	CPS8119
E320	Engine Crankshaft Position Sensor	3.2L	4Matic	211.282	CPS8119
E320	Engine Camshaft Position Sensor	3.2L	Base	211.065	CPS8126-HU
E320	Engine Camshaft Position Sensor	3.2L	4Matic	211.082	CPS8126-HU
E320	Engine Camshaft Position Sensor	3.2L	Base	211.265	CPS8126-HU
E320	Engine Camshaft Position Sensor	3.2L	4Matic	211.282	CPS8126-HU
E320	Engine Camshaft Position Sensor	3.2L	CDI	211.026	CPS8131
E320	Fuel Pump Module Assembly	3.2L	Base	W/ FLUID LEVEL SENSOR; EXC PZEV EMISSION, 211.065, SPECIAL ORDER ONLY	FUP3426HU-D
E320	Fuel Pump Module Assembly	3.2L	4Matic	W/ FLUID LEVEL SENSOR; EXC PZEV EMISSION, 211.082, SPECIAL ORDER ONLY	FUP3426HU-D
E320	Fuel Pump Module Assembly	3.2L	Base	W/ FLUID LEVEL SENSOR; EXC PZEV EMISSION, 211.265, SPECIAL ORDER ONLY	FUP3426HU-D
E320	Fuel Pump Module Assembly	3.2L	4Matic	W/ FLUID LEVEL SENSOR; EXC PZEV EMISSION, 211.282, SPECIAL ORDER ONLY	FUP3426HU-D

Vehicle	Part Type	Engine Size	Trim	Note(s)	Part Number
<b>2005 Mercedes-Benz (cont'd)</b>					
E320	Ignition Coil	3.2L	4Matic, Base		IGC0143
E320	Spark Plug Wire	3.2L	Base	To Spark Plug 1A Or 1B, 1, 211.065	IGC4778-HU
E320	Spark Plug Wire	3.2L	4Matic	To Spark Plug 1A Or 1B, 1, 211.082	IGC4778-HU
E320	Spark Plug Wire	3.2L	Base	To Spark Plug 1A Or 1B, 1, 211.265	IGC4778-HU
E320	Spark Plug Wire	3.2L	4Matic	To Spark Plug 1A Or 1B, 1, 211.282	IGC4778-HU
E320	Spark Plug Wire	3.2L	Base	To Spark Plug 2A or 2B, 2, 211.065	IGC4778-HU
E320	Spark Plug Wire	3.2L	4Matic	To Spark Plug 2A or 2B, 2, 211.082	IGC4778-HU
E320	Spark Plug Wire	3.2L	Base	To Spark Plug 2A or 2B, 2, 211.265	IGC4778-HU
E320	Spark Plug Wire	3.2L	4Matic	To Spark Plug 2A or 2B, 2, 211.282	IGC4778-HU
E320	Spark Plug Wire	3.2L	Base	To Spark Plug 3A Or 3B, 3, 211.065	IGC4778-HU
E320	Spark Plug Wire	3.2L	4Matic	To Spark Plug 3A Or 3B, 3, 211.082	IGC4778-HU
E320	Spark Plug Wire	3.2L	Base	To Spark Plug 3A Or 3B, 3, 211.265	IGC4778-HU
E320	Spark Plug Wire	3.2L	4Matic	To Spark Plug 3A Or 3B, 3, 211.282	IGC4778-HU
E320	Spark Plug Wire	3.2L	Base	To Spark Plug 4A Or 4B, 4, 211.065	IGC4778-HU
E320	Spark Plug Wire	3.2L	4Matic	To Spark Plug 4A Or 4B, 4, 211.082	IGC4778-HU
E320	Spark Plug Wire	3.2L	Base	To Spark Plug 4A Or 4B, 4, 211.265	IGC4778-HU
E320	Spark Plug Wire	3.2L	4Matic	To Spark Plug 4A Or 4B, 4, 211.282	IGC4778-HU
E320	Spark Plug Wire	3.2L	Base	To Spark Plug 5A or 5B, 5, 211.065	IGC4778-HU
E320	Spark Plug Wire	3.2L	4Matic	To Spark Plug 5A or 5B, 5, 211.082	IGC4778-HU
E320	Spark Plug Wire	3.2L	Base	To Spark Plug 5A or 5B, 5, 211.265	IGC4778-HU
E320	Spark Plug Wire	3.2L	4Matic	To Spark Plug 5A or 5B, 5, 211.282	IGC4778-HU
E320	Spark Plug Wire	3.2L	Base	To Spark Plug 6A Or 6B, 6, 211.065	IGC4778-HU
E320	Spark Plug Wire	3.2L	4Matic	To Spark Plug 6A Or 6B, 6, 211.082	IGC4778-HU
E320	Spark Plug Wire	3.2L	Base	To Spark Plug 6A Or 6B, 6, 211.265	IGC4778-HU
E320	Spark Plug Wire	3.2L	4Matic	To Spark Plug 6A Or 6B, 6, 211.282	IGC4778-HU

Vehicle	Part Type	Engine Size	Trim	Note(s)	Part Number
<b>2005 Mercedes-Benz (cont'd)</b>					
E320	Mass Air Flow Sensor	3.2L	Base	211.065	MAF8960
E320	Mass Air Flow Sensor	3.2L	4Matic	211.082	MAF8960
E320	Mass Air Flow Sensor	3.2L	Base	211.265	MAF8960
E320	Mass Air Flow Sensor	3.2L	4Matic	211.282	MAF8960
E320	Mass Air Flow Sensor	3.2L	CDI	211.026	MAF8995-D
E320	Manifold Absolute Pressure Sensor	3.2L	Base	211.065	PRS8211-HU
E320	Manifold Absolute Pressure Sensor	3.2L	4Matic	211.082	PRS8211-HU
E320	Manifold Absolute Pressure Sensor	3.2L	Base	211.265	PRS8211-HU
E320	Manifold Absolute Pressure Sensor	3.2L	4Matic	211.282	PRS8211-HU
E500	ABS Wheel Speed Sensor	5.0L	Base	W/ Harness, Front, 211.070, SPECIAL ORDER ONLY	ABS1603-D
E500	ABS Wheel Speed Sensor	5.0L	Base	W/ Harness, Rear, 211.070	ABS1607
E500	ABS Wheel Speed Sensor	5.0L	4Matic	W/ Harness, Rear, 211.083	ABS1607
E500	ABS Wheel Speed Sensor	5.0L	4Matic	W/ Harness, Rear, 211.283	ABS1607
E500	Voltage Regulator	5.0L	Base	211.070	ALR0611
E500	Voltage Regulator	5.0L	4Matic	211.083	ALR0611
E500	Voltage Regulator	5.0L	4Matic	211.283	ALR0611
E500	Engine Crankshaft Position Sensor	5.0L	Base	211.070	CPS8119
E500	Engine Crankshaft Position Sensor	5.0L	4Matic	211.083	CPS8119
E500	Engine Crankshaft Position Sensor	5.0L	4Matic	211.283	CPS8119
E500	Engine Camshaft Position Sensor	5.0L	Base	211.070	CPS8126-HU
E500	Engine Camshaft Position Sensor	5.0L	4Matic	211.083	CPS8126-HU
E500	Engine Camshaft Position Sensor	5.0L	4Matic	211.283	CPS8126-HU
E500	Fuel Pump Module Assembly	5.0L	Base	W/ FLUID LEVEL SENSOR; EXC PZEV EMISSION, 211.070, SPECIAL ORDER ONLY	FUP3426HU-D

Vehicle	Part Type	Engine Size	Trim	Note(s)	Part Number
<b>2005 Mercedes-Benz (cont'd)</b>					
E500	Fuel Pump Module Assembly	5.0L	4Matic	W/ FLUID LEVEL SENSOR; EXC PZEV EMISSION, 211.083, SPECIAL ORDER ONLY	FUP3426HU-D
E500	Fuel Pump Module Assembly	5.0L	4Matic	W/ FLUID LEVEL SENSOR; EXC PZEV EMISSION, 211.283, SPECIAL ORDER ONLY	FUP3426HU-D
E500	Ignition Coil	5.0L	4Matic, Base		IGC0143
E500	Spark Plug Wire	5.0L	Base	To Spark Plug 1B, 1, 211.070	IGC4778-HU
E500	Spark Plug Wire	5.0L	4Matic	To Spark Plug 1B, 1, 211.083	IGC4778-HU
E500	Spark Plug Wire	5.0L	4Matic	To Spark Plug 1B, 1, 211.283	IGC4778-HU
E500	Spark Plug Wire	5.0L	Base	To Spark Plug 2B, 2, 211.070	IGC4778-HU
E500	Spark Plug Wire	5.0L	4Matic	To Spark Plug 2B, 2, 211.083	IGC4778-HU
E500	Spark Plug Wire	5.0L	4Matic	To Spark Plug 2B, 2, 211.283	IGC4778-HU
E500	Spark Plug Wire	5.0L	Base	To Spark Plug 3A Or 3B, 3, 211.070	IGC4778-HU
E500	Spark Plug Wire	5.0L	4Matic	To Spark Plug 3A Or 3B, 3, 211.083	IGC4778-HU
E500	Spark Plug Wire	5.0L	4Matic	To Spark Plug 3A Or 3B, 3, 211.283	IGC4778-HU
E500	Spark Plug Wire	5.0L	Base	To Spark Plug 4A Or 4B, 4, 211.070	IGC4778-HU
E500	Spark Plug Wire	5.0L	4Matic	To Spark Plug 4A Or 4B, 4, 211.083	IGC4778-HU
E500	Spark Plug Wire	5.0L	4Matic	To Spark Plug 4A Or 4B, 4, 211.283	IGC4778-HU
E500	Spark Plug Wire	5.0L	Base	To Spark Plug 5B, 5, 211.070	IGC4778-HU
E500	Spark Plug Wire	5.0L	4Matic	To Spark Plug 5B, 5, 211.083	IGC4778-HU
E500	Spark Plug Wire	5.0L	4Matic	To Spark Plug 5B, 5, 211.283	IGC4778-HU
E500	Spark Plug Wire	5.0L	Base	To Spark Plug 6A Or 6B, 6, 211.070	IGC4778-HU
E500	Spark Plug Wire	5.0L	4Matic	To Spark Plug 6A Or 6B, 6, 211.083	IGC4778-HU
E500	Spark Plug Wire	5.0L	4Matic	To Spark Plug 6A Or 6B, 6, 211.283	IGC4778-HU
E500	Spark Plug Wire	5.0L	Base	To Spark Plug 7A or 7B, 7, 211.070	IGC4778-HU

Vehicle	Part Type	Engine Size	Trim	Note(s)	Part Number
<b>2005 Mercedes-Benz (cont'd)</b>					
E500	Spark Plug Wire	5.0L	4Matic	To Spark Plug 7A or 7B, 7, 211.083	IGC4778-HU
E500	Spark Plug Wire	5.0L	4Matic	To Spark Plug 7A or 7B, 7, 211.283	IGC4778-HU
E500	Spark Plug Wire	5.0L	Base	To Spark Plug 8A Or 8B, 8, 211.070	IGC4778-HU
E500	Spark Plug Wire	5.0L	4Matic	To Spark Plug 8A Or 8B, 8, 211.083	IGC4778-HU
E500	Spark Plug Wire	5.0L	4Matic	To Spark Plug 8A Or 8B, 8, 211.283	IGC4778-HU
E500	Mass Air Flow Sensor	5.0L	Base	211.070	MAF8957
E500	Mass Air Flow Sensor	5.0L	4Matic	211.083	MAF8957
E500	Mass Air Flow Sensor	5.0L	4Matic	211.283	MAF8957
E500	Manifold Absolute Pressure Sensor	5.0L	Base	211.070	PRS8211-HU
E500	Manifold Absolute Pressure Sensor	5.0L	4Matic	211.083	PRS8211-HU
E500	Manifold Absolute Pressure Sensor	5.0L	4Matic	211.283	PRS8211-HU
E500	Spark Plug Wire	5.0L	Base	To Spark Plug 2A, 2, 211.070, SPECIAL ORDER ONLY	SPW4779HU-D
E500	Spark Plug Wire	5.0L	4Matic	To Spark Plug 2A, 2, 211.083, SPECIAL ORDER ONLY	SPW4779HU-D
E500	Spark Plug Wire	5.0L	4Matic	To Spark Plug 2A, 2, 211.283, SPECIAL ORDER ONLY	SPW4779HU-D
E500	Spark Plug Wire	5.0L	Base	To Spark Plug 5A, 5, 211.070, SPECIAL ORDER ONLY	SPW4779HU-D
E500	Spark Plug Wire	5.0L	4Matic	To Spark Plug 5A, 5, 211.083, SPECIAL ORDER ONLY	SPW4779HU-D
E500	Spark Plug Wire	5.0L	4Matic	To Spark Plug 5A, 5, 211.283, SPECIAL ORDER ONLY	SPW4779HU-D
G55 AMG	Ignition Coil	5.5L	Base		IGC0143
G55 AMG	Spark Plug Wire	5.5L	Base	To Spark Plug 1B, 1, 463.271	IGC4778-HU
G55 AMG	Spark Plug Wire	5.5L	Base	To Spark Plug 2B, 2, 463.271	IGC4778-HU

Vehicle	Part Type	Engine Size	Trim	Note(s)	Part Number
<b>2005 Mercedes-Benz (cont'd)</b>					
G55 AMG	Spark Plug Wire	5.5L	Base	To Spark Plug 3A Or 3B, 3, 463.271	IGC4778-HU
G55 AMG	Spark Plug Wire	5.5L	Base	To Spark Plug 4A Or 4B, 4, 463.271	IGC4778-HU
G55 AMG	Spark Plug Wire	5.5L	Base	To Spark Plug 5B, 5, 463.271	IGC4778-HU
G55 AMG	Spark Plug Wire	5.5L	Base	To Spark Plug 6A Or 6B, 6, 463.271	IGC4778-HU
G55 AMG	Spark Plug Wire	5.5L	Base	To Spark Plug 7A or 7B, 7, 463.271	IGC4778-HU
G55 AMG	Spark Plug Wire	5.5L	Base	To Spark Plug 8A Or 8B, 8, 463.271	IGC4778-HU
G55 AMG	Spark Plug Wire	5.5L	Base	To Spark Plug 2A, 2, 463.271, SPECIAL ORDER ONLY	SPW4779HU-D
G55 AMG	Spark Plug Wire	5.5L	Base	To Spark Plug 5A, 5, 463.271, SPECIAL ORDER ONLY	SPW4779HU-D
G500	Fuel Pump	5.0L	Base	463.249, SPECIAL ORDER ONLY	FUP3309-D
G500	Ignition Coil	5.0L	Base		IGC0143
G500	Spark Plug Wire	5.0L	Base	To Spark Plug 1B, 1, 463.249	IGC4778-HU
G500	Spark Plug Wire	5.0L	Base	To Spark Plug 2B, 2, 463.249	IGC4778-HU
G500	Spark Plug Wire	5.0L	Base	To Spark Plug 3A Or 3B, 3, 463.249	IGC4778-HU
G500	Spark Plug Wire	5.0L	Base	To Spark Plug 4A Or 4B, 4, 463.249	IGC4778-HU
G500	Spark Plug Wire	5.0L	Base	To Spark Plug 5B, 5, 463.249	IGC4778-HU
G500	Spark Plug Wire	5.0L	Base	To Spark Plug 6A Or 6B, 6, 463.249	IGC4778-HU
G500	Spark Plug Wire	5.0L	Base	To Spark Plug 7A or 7B, 7, 463.249	IGC4778-HU
G500	Spark Plug Wire	5.0L	Base	To Spark Plug 8A Or 8B, 8, 463.249	IGC4778-HU
G500	Manifold Absolute Pressure Sensor	5.0L	Base	463.249	PRS8211-HU
G500	Spark Plug Wire	5.0L	Base	To Spark Plug 2A, 2, 463.249, SPECIAL ORDER ONLY	SPW4779HU-D
G500	Spark Plug Wire	5.0L	Base	To Spark Plug 5A, 5, 463.249, SPECIAL ORDER ONLY	SPW4779HU-D



Vehicle	Part Type	Engine Size	Trim	Note(s)	Part Number
<b>2005 Mercedes-Benz (cont'd)</b>					
ML350	ABS Wheel Speed Sensor	3.7L	Base	W/ Harness, Rear Right, 163.157, SPECIAL ORDER ONLY	ABS1610HU-D
ML350	ABS Wheel Speed Sensor	3.7L	Base	W/ Harness, Rear Left, 163.157, SPECIAL ORDER ONLY	ABS1611HU-D
ML350	ABS Wheel Speed Sensor	3.7L	Base	W/ Harness, Front Right, 163.157, SPECIAL ORDER ONLY	ABS1612HU-D
ML350	Voltage Regulator	3.7L	Base	163.157	ALR0570
ML350	Engine Crankshaft Position Sensor	3.7L	Base	163.157	CPS8119
ML350	Engine Camshaft Position Sensor	3.7L	Base	163.157	CPS8126-HU
ML350	Ignition Coil	3.7L	Base		IGC0143
ML350	Spark Plug Wire	3.7L	Base	To Spark Plug 1A Or 1B, 1, 163.157	IGC4778-HU
ML350	Spark Plug Wire	3.7L	Base	To Spark Plug 2A or 2B, 2, 163.157	IGC4778-HU
ML350	Spark Plug Wire	3.7L	Base	To Spark Plug 3A Or 3B, 3, 163.157	IGC4778-HU
ML350	Spark Plug Wire	3.7L	Base	To Spark Plug 4A Or 4B, 4, 163.157	IGC4778-HU
ML350	Spark Plug Wire	3.7L	Base	To Spark Plug 5A or 5B, 5, 163.157	IGC4778-HU
ML350	Spark Plug Wire	3.7L	Base	To Spark Plug 6A Or 6B, 6, 163.157	IGC4778-HU
ML350	Mass Air Flow Sensor	3.7L	Base	163.157	MAF8960
ML350	Manifold Absolute Pressure Sensor	3.7L	Base	163.157	PRS8211-HU
ML500	ABS Wheel Speed Sensor	5.0L	Base	W/ Harness, Rear Right, 163.175, SPECIAL ORDER ONLY	ABS1610HU-D
ML500	ABS Wheel Speed Sensor	5.0L	Base	W/ Harness, Rear Left, 163.175, SPECIAL ORDER ONLY	ABS1611HU-D
ML500	ABS Wheel Speed Sensor	5.0L	Base	W/ Harness, Front Right, 163.175, SPECIAL ORDER ONLY	ABS1612HU-D
ML500	Voltage Regulator	5.0L	Base	163.175	ALR0570
ML500	Ignition Coil	5.0L	Base		IGC0143
ML500	Spark Plug Wire	5.0L	Base	To Spark Plug 1B, 1, 163.175	IGC4778-HU

Vehicle	Part Type	Engine Size	Trim	Note(s)	Part Number
<b>2005 Mercedes-Benz (cont'd)</b>					
ML500	Spark Plug Wire	5.0L	Base	To Spark Plug 2B, 2, 163.175	IGC4778-HU
ML500	Spark Plug Wire	5.0L	Base	To Spark Plug 3A Or 3B, 3, 163.175	IGC4778-HU
ML500	Spark Plug Wire	5.0L	Base	To Spark Plug 4A Or 4B, 4, 163.175	IGC4778-HU
ML500	Spark Plug Wire	5.0L	Base	To Spark Plug 5B, 5, 163.175	IGC4778-HU
ML500	Spark Plug Wire	5.0L	Base	To Spark Plug 6A Or 6B, 6, 163.175	IGC4778-HU
ML500	Spark Plug Wire	5.0L	Base	To Spark Plug 7A or 7B, 7, 163.175	IGC4778-HU
ML500	Spark Plug Wire	5.0L	Base	To Spark Plug 8A Or 8B, 8, 163.175	IGC4778-HU
ML500	Mass Air Flow Sensor	5.0L	Base, Special Edition	w/ OE No. A 113 094 00 48	MAF8957
ML500	Spark Plug Wire	5.0L	Base	To Spark Plug 2A, 2, 163.175, SPECIAL ORDER ONLY	SPW4779HU-D
ML500	Spark Plug Wire	5.0L	Base	To Spark Plug 5A, 5, 163.175, SPECIAL ORDER ONLY	SPW4779HU-D
S55 AMG	ABS Wheel Speed Sensor	5.5L	Base	W/ Harness, Front, 220.174, SPECIAL ORDER ONLY	ABS1606HU-D
S55 AMG	Voltage Regulator	5.5L	Base	220.174	ALR0611
S55 AMG	Ignition Coil	5.5L	Base		IGC0143
S55 AMG	Spark Plug Wire	5.5L	Base	To Spark Plug 1B, 1, Supercharged, 220.174	IGC4778-HU
S55 AMG	Spark Plug Wire	5.5L	Base	To Spark Plug 2B, 2, Supercharged, 220.174	IGC4778-HU
S55 AMG	Spark Plug Wire	5.5L	Base	To Spark Plug 3A Or 3B, 3, Supercharged, 220.174	IGC4778-HU
S55 AMG	Spark Plug Wire	5.5L	Base	To Spark Plug 4A Or 4B, 4, Supercharged, 220.174	IGC4778-HU
S55 AMG	Spark Plug Wire	5.5L	Base	To Spark Plug 5B, 5, Supercharged, 220.174	IGC4778-HU
S55 AMG	Spark Plug Wire	5.5L	Base	To Spark Plug 6A Or 6B, 6, Supercharged, 220.174	IGC4778-HU

Vehicle	Part Type	Engine Size	Trim	Note(s)	Part Number
<b>2005 Mercedes-Benz (cont'd)</b>					
S55 AMG	Spark Plug Wire	5.5L	Base	To Spark Plug 7A or 7B, 7, Supercharged, 220.174	IGC4778-HU
S55 AMG	Spark Plug Wire	5.5L	Base	To Spark Plug 8A Or 8B, 8, Supercharged, 220.174	IGC4778-HU
S55 AMG	Mass Air Flow Sensor	5.5L	Base	w/ OE No. A 113 094 00 48	MAF8957
S55 AMG	Spark Plug Wire	5.5L	Base	To Spark Plug 2A, 2, Supercharged, 220.174, SPECIAL ORDER ONLY	SPW4779HU-D
S55 AMG	Spark Plug Wire	5.5L	Base	To Spark Plug 5A, 5, Supercharged, 220.174, SPECIAL ORDER ONLY	SPW4779HU-D
S430	ABS Wheel Speed Sensor	4.3L	Base	W/ Harness, Front, 220.170, SPECIAL ORDER ONLY	ABS1606HU-D
S430	Voltage Regulator	4.3L	Base	220.170	ALR0611
S430	Voltage Regulator	4.3L	4Matic	220.183	ALR0611
S430	Engine Crankshaft Position Sensor	4.3L	Base	220.170	CPS8119
S430	Engine Crankshaft Position Sensor	4.3L	4Matic	220.183	CPS8119
S430	Engine Camshaft Position Sensor	4.3L	Base	220.170	CPS8126-HU
S430	Engine Camshaft Position Sensor	4.3L	4Matic	220.183	CPS8126-HU
S430	Fuel Pump	4.3L	Base	From Chassis: A 191481, 220.170, SPECIAL ORDER ONLY	FUP3310HU-D
S430	Fuel Pump	4.3L	4Matic	From Chassis: A 191481, 220.183, SPECIAL ORDER ONLY	FUP3310HU-D
S430	Ignition Coil	4.3L	4Matic, Base		IGC0143
S430	Spark Plug Wire	4.3L	Base	To Spark Plug 1B, 1, 220.170	IGC4778-HU
S430	Spark Plug Wire	4.3L	4Matic	To Spark Plug 1B, 1, 220.183	IGC4778-HU
S430	Spark Plug Wire	4.3L	Base	To Spark Plug 2B, 2, 220.170	IGC4778-HU
S430	Spark Plug Wire	4.3L	4Matic	To Spark Plug 2B, 2, 220.183	IGC4778-HU
S430	Spark Plug Wire	4.3L	Base	To Spark Plug 3A Or 3B, 3, 220.170	IGC4778-HU

Vehicle	Part Type	Engine Size	Trim	Note(s)	Part Number
<b>2005 Mercedes-Benz (cont'd)</b>					
S430	Spark Plug Wire	4.3L	4Matic	To Spark Plug 3A Or 3B, 3, 220.183	IGC4778-HU
S430	Spark Plug Wire	4.3L	Base	To Spark Plug 4A Or 4B, 4, 220.170	IGC4778-HU
S430	Spark Plug Wire	4.3L	4Matic	To Spark Plug 4A Or 4B, 4, 220.183	IGC4778-HU
S430	Spark Plug Wire	4.3L	Base	To Spark Plug 5B, 5, 220.170	IGC4778-HU
S430	Spark Plug Wire	4.3L	4Matic	To Spark Plug 5B, 5, 220.183	IGC4778-HU
S430	Spark Plug Wire	4.3L	Base	To Spark Plug 6A Or 6B, 6, 220.170	IGC4778-HU
S430	Spark Plug Wire	4.3L	4Matic	To Spark Plug 6A Or 6B, 6, 220.183	IGC4778-HU
S430	Spark Plug Wire	4.3L	Base	To Spark Plug 7A or 7B, 7, 220.170	IGC4778-HU
S430	Spark Plug Wire	4.3L	4Matic	To Spark Plug 7A or 7B, 7, 220.183	IGC4778-HU
S430	Spark Plug Wire	4.3L	Base	To Spark Plug 8A Or 8B, 8, 220.170	IGC4778-HU
S430	Spark Plug Wire	4.3L	4Matic	To Spark Plug 8A Or 8B, 8, 220.183	IGC4778-HU
S430	Mass Air Flow Sensor	4.3L	Base	220.170	MAF8957
S430	Mass Air Flow Sensor	4.3L	4Matic	220.183	MAF8957
S430	Manifold Absolute Pressure Sensor	4.3L	Base	220.170	PRS8211-HU
S430	Manifold Absolute Pressure Sensor	4.3L	4Matic	220.183	PRS8211-HU
S430	Spark Plug Wire	4.3L	Base	To Spark Plug 2A, 2, 220.170, SPECIAL ORDER ONLY	SPW4779HU-D
S430	Spark Plug Wire	4.3L	4Matic	To Spark Plug 2A, 2, 220.183, SPECIAL ORDER ONLY	SPW4779HU-D
S430	Spark Plug Wire	4.3L	Base	To Spark Plug 5A, 5, 220.170, SPECIAL ORDER ONLY	SPW4779HU-D
S430	Spark Plug Wire	4.3L	4Matic	To Spark Plug 5A, 5, 220.183, SPECIAL ORDER ONLY	SPW4779HU-D
S500	ABS Wheel Speed Sensor	5.0L	Base	W/ Harness, Front, 220.175, SPECIAL ORDER ONLY	ABS1606HU-D
S500	Voltage Regulator	5.0L	Base	220.175	ALR0611
S500	Voltage Regulator	5.0L	4Matic	220.184	ALR0611

Vehicle	Part Type	Engine Size	Trim	Note(s)	Part Number
<b>2005 Mercedes-Benz (cont'd)</b>					
S500	Engine Crankshaft Position Sensor	5.0L	Base	220.175	CPS8119
S500	Engine Crankshaft Position Sensor	5.0L	4Matic	220.184	CPS8119
S500	Engine Camshaft Position Sensor	5.0L	Base	220.175	CPS8126-HU
S500	Engine Camshaft Position Sensor	5.0L	4Matic	220.184	CPS8126-HU
S500	Fuel Pump	5.0L	Base	From Chassis: A 191481, 220.175, SPECIAL ORDER ONLY	FUP3310HU-D
S500	Fuel Pump	5.0L	4Matic	From Chassis: A 191481, 220.184, SPECIAL ORDER ONLY	FUP3310HU-D
S500	Ignition Coil	5.0L	4Matic, Base		IGC0143
S500	Spark Plug Wire	5.0L	Base	To Spark Plug 1B, 1, 220.175	IGC4778-HU
S500	Spark Plug Wire	5.0L	4Matic	To Spark Plug 1B, 1, 220.184	IGC4778-HU
S500	Spark Plug Wire	5.0L	Base	To Spark Plug 2B, 2, 220.175	IGC4778-HU
S500	Spark Plug Wire	5.0L	4Matic	To Spark Plug 2B, 2, 220.184	IGC4778-HU
S500	Spark Plug Wire	5.0L	Base	To Spark Plug 3A Or 3B, 3, 220.175	IGC4778-HU
S500	Spark Plug Wire	5.0L	4Matic	To Spark Plug 3A Or 3B, 3, 220.184	IGC4778-HU
S500	Spark Plug Wire	5.0L	Base	To Spark Plug 4A Or 4B, 4, 220.175	IGC4778-HU
S500	Spark Plug Wire	5.0L	4Matic	To Spark Plug 4A Or 4B, 4, 220.184	IGC4778-HU
S500	Spark Plug Wire	5.0L	Base	To Spark Plug 5B, 5, 220.175	IGC4778-HU
S500	Spark Plug Wire	5.0L	4Matic	To Spark Plug 5B, 5, 220.184	IGC4778-HU
S500	Spark Plug Wire	5.0L	Base	To Spark Plug 6A Or 6B, 6, 220.175	IGC4778-HU
S500	Spark Plug Wire	5.0L	4Matic	To Spark Plug 6A Or 6B, 6, 220.184	IGC4778-HU
S500	Spark Plug Wire	5.0L	Base	To Spark Plug 7A or 7B, 7, 220.175	IGC4778-HU
S500	Spark Plug Wire	5.0L	4Matic	To Spark Plug 7A or 7B, 7, 220.184	IGC4778-HU
S500	Spark Plug Wire	5.0L	Base	To Spark Plug 8A Or 8B, 8, 220.175	IGC4778-HU
S500	Spark Plug Wire	5.0L	4Matic	To Spark Plug 8A Or 8B, 8, 220.184	IGC4778-HU

Vehicle	Part Type	Engine Size	Trim	Note(s)	Part Number
<b>2005 Mercedes-Benz (cont'd)</b>					
S500	Mass Air Flow Sensor	5.0L	Base	220.175	MAF8957
S500	Mass Air Flow Sensor	5.0L	4Matic	220.184	MAF8957
S500	Manifold Absolute Pressure Sensor	5.0L	Base	220.175	PRS8211-HU
S500	Manifold Absolute Pressure Sensor	5.0L	4Matic	220.184	PRS8211-HU
S500	Spark Plug Wire	5.0L	Base	To Spark Plug 2A, 2, 220.175, SPECIAL ORDER ONLY	SPW4779HU-D
S500	Spark Plug Wire	5.0L	4Matic	To Spark Plug 2A, 2, 220.184, SPECIAL ORDER ONLY	SPW4779HU-D
S500	Spark Plug Wire	5.0L	Base	To Spark Plug 5A, 5, 220.175, SPECIAL ORDER ONLY	SPW4779HU-D
S500	Spark Plug Wire	5.0L	4Matic	To Spark Plug 5A, 5, 220.184, SPECIAL ORDER ONLY	SPW4779HU-D
S600	Engine Crankshaft Position Sensor	5.5L	Base	220.176	CPS8119
S600	Manifold Absolute Pressure Sensor	5.5L	Base	220.176	PRS8211-HU
SL55 AMG	Voltage Regulator	5.5L	Base	230.474	ALR0611
SL55 AMG	Ignition Coil	5.5L	Base		IGC0143
SL55 AMG	Spark Plug Wire	5.5L	Base	To Spark Plug 1B, 1, 230.474	IGC4778-HU
SL55 AMG	Spark Plug Wire	5.5L	Base	To Spark Plug 2B, 2, 230.474	IGC4778-HU
SL55 AMG	Spark Plug Wire	5.5L	Base	To Spark Plug 3A Or 3B, 3, 230.474	IGC4778-HU
SL55 AMG	Spark Plug Wire	5.5L	Base	To Spark Plug 4A Or 4B, 4, 230.474	IGC4778-HU
SL55 AMG	Spark Plug Wire	5.5L	Base	To Spark Plug 5B, 5, 230.474	IGC4778-HU
SL55 AMG	Spark Plug Wire	5.5L	Base	To Spark Plug 6A Or 6B, 6, 230.474	IGC4778-HU
SL55 AMG	Spark Plug Wire	5.5L	Base	To Spark Plug 7A or 7B, 7, 230.474	IGC4778-HU
SL55 AMG	Spark Plug Wire	5.5L	Base	To Spark Plug 8A Or 8B, 8, 230.474	IGC4778-HU
SL55 AMG	Spark Plug Wire	5.5L	Base	To Spark Plug 2A, 2, 230.474, SPECIAL ORDER ONLY	SPW4779HU-D

Vehicle	Part Type	Engine Size	Trim	Note(s)	Part Number
<b>2005 Mercedes-Benz (cont'd)</b>					
SL55 AMG	Spark Plug Wire	5.5L	Base	To Spark Plug 5A, 5, 230.474, SPECIAL ORDER ONLY	SPW4779HU-D
SL65 AMG	Engine Crankshaft Position Sensor	6.0L	Base	230.479	CPS8119
SL65 AMG	Manifold Absolute Pressure Sensor	6.0L	Base	230.479	PRS8211-HU
SL500	Voltage Regulator	5.0L	Base	230.475	ALR0611
SL500	Engine Crankshaft Position Sensor	5.0L	Base	230.475	CPS8119
SL500	Engine Camshaft Position Sensor	5.0L	Base	230.475	CPS8126-HU
SL500	Fuel Pump	5.0L	Base	230.475, SPECIAL ORDER ONLY	FUP3310HU-D
SL500	Ignition Coil	5.0L	Base		IGC0143
SL500	Spark Plug Wire	5.0L	Base	To Spark Plug 1B, 1, 230.475	IGC4778-HU
SL500	Spark Plug Wire	5.0L	Base	To Spark Plug 2B, 2, 230.475	IGC4778-HU
SL500	Spark Plug Wire	5.0L	Base	To Spark Plug 3A Or 3B, 3, 230.475	IGC4778-HU
SL500	Spark Plug Wire	5.0L	Base	To Spark Plug 4A Or 4B, 4, 230.475	IGC4778-HU
SL500	Spark Plug Wire	5.0L	Base	To Spark Plug 5B, 5, 230.475	IGC4778-HU
SL500	Spark Plug Wire	5.0L	Base	To Spark Plug 6A Or 6B, 6, 230.475	IGC4778-HU
SL500	Spark Plug Wire	5.0L	Base	To Spark Plug 7A or 7B, 7, 230.475	IGC4778-HU
SL500	Spark Plug Wire	5.0L	Base	To Spark Plug 8A Or 8B, 8, 230.475	IGC4778-HU
SL500	Mass Air Flow Sensor	5.0L	Base	230.475	MAF8957
SL500	Manifold Absolute Pressure Sensor	5.0L	Base	230.475	PRS8211-HU
SL500	Spark Plug Wire	5.0L	Base	To Spark Plug 2A, 2, 230.475, SPECIAL ORDER ONLY	SPW4779HU-D
SL500	Spark Plug Wire	5.0L	Base	To Spark Plug 5A, 5, 230.475, SPECIAL ORDER ONLY	SPW4779HU-D
SL600	Engine Crankshaft Position Sensor	5.5L	Base	230.476	CPS8119
SLK55 AMG	ABS Wheel Speed Sensor	5.5L	Base	W/ Harness, Front, 171.473	ABS1600-HU

Vehicle	Part Type	Engine Size	Trim	Note(s)	Part Number
<b>2005 Mercedes-Benz (cont'd)</b>					
SLK55 AMG	Voltage Regulator	5.5L	Base	To Chassis # F 083612; To 15/06/2005, 171.473	ALR0570
SLK55 AMG	Voltage Regulator	5.5L	Base	From Chassis F 083613; From 15/06/2005, 171.473	ALR0573
SLK55 AMG	Ignition Coil	5.5L	Base		IGC0143
SLK55 AMG	Spark Plug Wire	5.5L	Base	To Spark Plug 1B, 1, 171.473	IGC4778-HU
SLK55 AMG	Spark Plug Wire	5.5L	Base	To Spark Plug 2B, 2, 171.473	IGC4778-HU
SLK55 AMG	Spark Plug Wire	5.5L	Base	To Spark Plug 3A Or 3B, 3, 171.473	IGC4778-HU
SLK55 AMG	Spark Plug Wire	5.5L	Base	To Spark Plug 4A Or 4B, 4, 171.473	IGC4778-HU
SLK55 AMG	Spark Plug Wire	5.5L	Base	To Spark Plug 5B, 5, 171.473	IGC4778-HU
SLK55 AMG	Spark Plug Wire	5.5L	Base	To Spark Plug 6A Or 6B, 6, 171.473	IGC4778-HU
SLK55 AMG	Spark Plug Wire	5.5L	Base	To Spark Plug 7A or 7B, 7, 171.473	IGC4778-HU
SLK55 AMG	Spark Plug Wire	5.5L	Base	To Spark Plug 8A Or 8B, 8, 171.473	IGC4778-HU
SLK55 AMG	Mass Air Flow Sensor	5.5L	Base	w/ OE No. A 113 094 00 48	MAF8957
SLK55 AMG	Spark Plug Wire	5.5L	Base	To Spark Plug 2A, 2, 171.473, SPECIAL ORDER ONLY	SPW4779HU-D
SLK55 AMG	Spark Plug Wire	5.5L	Base	To Spark Plug 5A, 5, 171.473, SPECIAL ORDER ONLY	SPW4779HU-D
SLK350	ABS Wheel Speed Sensor	3.5L	Base	W/ Harness, Front, 171.456	ABS1600-HU
SLK350	Engine Camshaft Position Sensor	3.5L	Base	171.456	CPS8126-HU
SLK350	Ignition Coil	3.5L	Base	171.456	IGC4041-HU
SLK350	Manifold Absolute Pressure Sensor	3.5L	Base	171.456	PRS8211-HU
SLR McLaren	Voltage Regulator	5.5L	Base	199.376	ALR0611
SLR McLaren	Ignition Coil	5.5L	Base		IGC0143
<b>2006 Mercedes-Benz</b>					
B200	Voltage Regulator	2.0L	Base	245.233, SPECIAL ORDER ONLY	ALR0403HU-D
B200	Voltage Regulator	2.0L	Turbo	Turbocharged, 245.234, SPECIAL ORDER ONLY	ALR0403HU-D



Vehicle	Part Type	Engine Size	Trim	Note(s)	Part Number
<b>2006 Mercedes-Benz (cont'd)</b>					
B200	Engine Crankshaft Position Sensor	2.0L	Base	245.233	CPS8119
B200	Engine Crankshaft Position Sensor	2.0L	Turbo	245.234	CPS8119
B200	Fuel Pump Module Assembly	2.0L	Base	To Chassis: J 455997, 245.233, SPECIAL ORDER ONLY	FUP3411HU-D
B200	Fuel Pump Module Assembly	2.0L	Turbo	To Chassis: J 455997, Turbocharged, 245.234, SPECIAL ORDER ONLY	FUP3411HU-D
B200	Ignition Coil	2.0L	Base, Turbo		IGC0143
B200	Manifold Absolute Pressure Sensor	2.0L	Base	245.233	PRS8211-HU
B200	Manifold Absolute Pressure Sensor	2.0L	Turbo	245.234	PRS8211-HU
C55 AMG	ABS Wheel Speed Sensor	5.5L	Base	W/ Harness, Front, 203.076	ABS1600-HU
C55 AMG	ABS Wheel Speed Sensor	5.5L	Base	W/ Harness, Rear Right, 203.076, SPECIAL ORDER ONLY	ABS1616HU-D
C55 AMG	Fuel Pump Module Assembly	5.5L	Base	SOUTHERN KOREA SUPPLEMENTARY PARTS, To Chassis: E 024881; F 839254; R 243352; A 924857, 203.076, SPECIAL ORDER ONLY	FUP3393HU-D
C55 AMG	Ignition Coil	5.5L	Base		IGC0143
C55 AMG	Spark Plug Wire	5.5L	Base	To Spark Plug 1B, 1, 203.076	IGC4778-HU
C55 AMG	Spark Plug Wire	5.5L	Base	To Spark Plug 2B, 2, 203.076	IGC4778-HU
C55 AMG	Spark Plug Wire	5.5L	Base	To Spark Plug 3A Or 3B, 3, 203.076	IGC4778-HU
C55 AMG	Spark Plug Wire	5.5L	Base	To Spark Plug 4A Or 4B, 4, 203.076	IGC4778-HU
C55 AMG	Spark Plug Wire	5.5L	Base	To Spark Plug 5B, 5, 203.076	IGC4778-HU
C55 AMG	Spark Plug Wire	5.5L	Base	To Spark Plug 6A Or 6B, 6, 203.076	IGC4778-HU
C55 AMG	Spark Plug Wire	5.5L	Base	To Spark Plug 7A or 7B, 7, 203.076	IGC4778-HU
C55 AMG	Spark Plug Wire	5.5L	Base	To Spark Plug 8A Or 8B, 8, 203.076	IGC4778-HU

Vehicle	Part Type	Engine Size	Trim	Note(s)	Part Number
<b>2006 Mercedes-Benz (cont'd)</b>					
C55 AMG	Mass Air Flow Sensor	5.5L	Base	w/ OE No. A 113 094 00 48	MAF8957
C55 AMG	Spark Plug Wire	5.5L	Base	To Spark Plug 2A, 2, 203.076, SPECIAL ORDER ONLY	SPW4779HU-D
C55 AMG	Spark Plug Wire	5.5L	Base	To Spark Plug 5A, 5, 203.076, SPECIAL ORDER ONLY	SPW4779HU-D
C230	ABS Wheel Speed Sensor	2.5L	Sport	W/ Harness, Front, 203.052	ABS1600-HU
C230	ABS Wheel Speed Sensor	2.5L	Sport	W/ Harness, Rear Right, 203.052, SPECIAL ORDER ONLY	ABS1616HU-D
C230	Engine Camshaft Position Sensor	2.5L	Sport	203.052	CPS8126-HU
C230	Fuel Pump Module Assembly	2.5L	Sport	203.052, SPECIAL ORDER ONLY	FUP3393HU-D
C230	Ignition Coil	2.5L	Sport	203.052	IGC4041-HU
C230	Manifold Absolute Pressure Sensor	2.5L	Sport	203.052	PRS8211-HU
C280	ABS Wheel Speed Sensor	3.0L	Luxury	W/ Harness, Front, 203.054	ABS1600-HU
C280	ABS Wheel Speed Sensor	3.0L	Luxury	W/ Harness, Rear Right, 203.054, SPECIAL ORDER ONLY	ABS1616HU-D
C280	ABS Wheel Speed Sensor	3.0L	4Matic	W/ Harness, Rear Right, 203.092, SPECIAL ORDER ONLY	ABS1616HU-D
C280	Engine Camshaft Position Sensor	3.0L	Luxury	203.054	CPS8126-HU
C280	Fuel Pump Module Assembly	3.0L	Luxury	203.054, SPECIAL ORDER ONLY	FUP3393HU-D
C280	Fuel Pump Module Assembly	3.0L	4Matic	203.092, SPECIAL ORDER ONLY	FUP3393HU-D
C280	Ignition Coil	3.0L	Luxury	203.054	IGC4041-HU
C280	Ignition Coil	3.0L	4Matic	203.092	IGC4041-HU
C280	Manifold Absolute Pressure Sensor	3.0L	Luxury	203.054	PRS8211-HU
C280	Manifold Absolute Pressure Sensor	3.0L	4Matic	203.092	PRS8211-HU
C350	ABS Wheel Speed Sensor	3.5L	Luxury, Sport	W/ Harness, Front, 203.056	ABS1600-HU
C350	ABS Wheel Speed Sensor	3.5L	Luxury, Sport	W/ Harness, Rear Right, 203.056, SPECIAL ORDER ONLY	ABS1616HU-D

Vehicle	Part Type	Engine Size	Trim	Note(s)	Part Number
<b>2006 Mercedes-Benz (cont'd)</b>					
C350	ABS Wheel Speed Sensor	3.5L	4Matic	W/ Harness, Rear Right, 203.087, SPECIAL ORDER ONLY	ABS1616HU-D
C350	Engine Camshaft Position Sensor	3.5L	Luxury, Sport	203.056	CPS8126-HU
C350	Ignition Coil	3.5L	Luxury, Sport	203.056	IGC4041-HU
C350	Ignition Coil	3.5L	4Matic	203.087	IGC4041-HU
C350	Manifold Absolute Pressure Sensor	3.5L	Luxury, Sport	203.056	PRS8211-HU
C350	Manifold Absolute Pressure Sensor	3.5L	4Matic	203.087	PRS8211-HU
CL55 AMG	ABS Wheel Speed Sensor	5.5L	Base	W/ Harness, Front, 215.374, SPECIAL ORDER ONLY	ABS1606HU-D
CL55 AMG	Voltage Regulator	5.5L	Base	Bosch Design, GAS, 113.991	ALR0608
CL55 AMG	Voltage Regulator	5.5L	Base	Bosch Design, GAS, 113.991	ALR0611
CL55 AMG	Ignition Coil	5.5L	Base		IGC0143
CL55 AMG	Spark Plug Wire	5.5L	Base	To Spark Plug 1B, 1, Supercharged, 215.374	IGC4778-HU
CL55 AMG	Spark Plug Wire	5.5L	Base	To Spark Plug 2B, 2, Supercharged, 215.374	IGC4778-HU
CL55 AMG	Spark Plug Wire	5.5L	Base	To Spark Plug 3A Or 3B, 3, Supercharged, 215.374	IGC4778-HU
CL55 AMG	Spark Plug Wire	5.5L	Base	To Spark Plug 4A Or 4B, 4, Supercharged, 215.374	IGC4778-HU
CL55 AMG	Spark Plug Wire	5.5L	Base	To Spark Plug 5B, 5, Supercharged, 215.374	IGC4778-HU
CL55 AMG	Spark Plug Wire	5.5L	Base	To Spark Plug 6A Or 6B, 6, Supercharged, 215.374	IGC4778-HU
CL55 AMG	Spark Plug Wire	5.5L	Base	To Spark Plug 7A or 7B, 7, Supercharged, 215.374	IGC4778-HU
CL55 AMG	Spark Plug Wire	5.5L	Base	To Spark Plug 8A Or 8B, 8, Supercharged, 215.374	IGC4778-HU

Vehicle	Part Type	Engine Size	Trim	Note(s)	Part Number
<b>2006 Mercedes-Benz (cont'd)</b>					
CL55 AMG	Spark Plug Wire	5.5L	Base	To Spark Plug 2A, 2, Supercharged, 215.374, SPECIAL ORDER ONLY	SPW4779HU-D
CL55 AMG	Spark Plug Wire	5.5L	Base	To Spark Plug 5A, 5, Supercharged, 215.374, SPECIAL ORDER ONLY	SPW4779HU-D
CL65 AMG	Engine Crankshaft Position Sensor	6.0L	Base	215.379	CPS8119
CL65 AMG	Manifold Absolute Pressure Sensor	6.0L	Base	215.379	PRS8211-HU
CL500	ABS Wheel Speed Sensor	5.0L	Base	W/ Harness, Front, 215.375, SPECIAL ORDER ONLY	ABS1606HU-D
CL500	Voltage Regulator	5.0L	Base	215.375	ALR0611
CL500	Engine Crankshaft Position Sensor	5.0L	Base	215.375	CPS8119
CL500	Engine Camshaft Position Sensor	5.0L	Base	215.375	CPS8126-HU
CL500	Fuel Pump	5.0L	Base	From Chassis: A 014721, 215.375, SPECIAL ORDER ONLY	FUP3310HU-D
CL500	Ignition Coil	5.0L	Base		IGC0143
CL500	Spark Plug Wire	5.0L	Base	To Spark Plug 1B, 1, 215.375	IGC4778-HU
CL500	Spark Plug Wire	5.0L	Base	To Spark Plug 2B, 2, 215.375	IGC4778-HU
CL500	Spark Plug Wire	5.0L	Base	To Spark Plug 3A Or 3B, 3, 215.375	IGC4778-HU
CL500	Spark Plug Wire	5.0L	Base	To Spark Plug 4A Or 4B, 4, 215.375	IGC4778-HU
CL500	Spark Plug Wire	5.0L	Base	To Spark Plug 5B, 5, 215.375	IGC4778-HU
CL500	Spark Plug Wire	5.0L	Base	To Spark Plug 6A Or 6B, 6, 215.375	IGC4778-HU
CL500	Spark Plug Wire	5.0L	Base	To Spark Plug 7A or 7B, 7, 215.375	IGC4778-HU
CL500	Spark Plug Wire	5.0L	Base	To Spark Plug 8A Or 8B, 8, 215.375	IGC4778-HU
CL500	Mass Air Flow Sensor	5.0L	Base	215.375	MAF8957
CL500	Manifold Absolute Pressure Sensor	5.0L	Base	215.375	PRS8211-HU
CL500	Spark Plug Wire	5.0L	Base	To Spark Plug 2A, 2, 215.375, SPECIAL ORDER ONLY	SPW4779HU-D

Vehicle	Part Type	Engine Size	Trim	Note(s)	Part Number
<b>2006 Mercedes-Benz (cont'd)</b>					
CL500	Spark Plug Wire	5.0L	Base	To Spark Plug 5A, 5, 215.375, SPECIAL ORDER ONLY	SPW4779HU-D
CL600	Engine Crankshaft Position Sensor	5.5L	Base	215.376	CPS8119
CL600	Manifold Absolute Pressure Sensor	5.5L	Base	215.376	PRS8211-HU
CLK55 AMG	ABS Wheel Speed Sensor	5.5L	Base	W/ Harness, Front, 209.476	ABS1600-HU
CLK55 AMG	ABS Wheel Speed Sensor	5.5L	Base	W/ Harness, Rear Right, 209.476, SPECIAL ORDER ONLY	ABS1616HU-D
CLK55 AMG	Voltage Regulator	5.5L	Base	209.476	ALR0570
CLK55 AMG	Ignition Coil	5.5L	Base		IGC0143
CLK55 AMG	Spark Plug Wire	5.5L	Base	To Spark Plug 1B, 1, 209.476	IGC4778-HU
CLK55 AMG	Spark Plug Wire	5.5L	Base	To Spark Plug 2B, 2, 209.476	IGC4778-HU
CLK55 AMG	Spark Plug Wire	5.5L	Base	To Spark Plug 3A Or 3B, 3, 209.476	IGC4778-HU
CLK55 AMG	Spark Plug Wire	5.5L	Base	To Spark Plug 4A Or 4B, 4, 209.476	IGC4778-HU
CLK55 AMG	Spark Plug Wire	5.5L	Base	To Spark Plug 5B, 5, 209.476	IGC4778-HU
CLK55 AMG	Spark Plug Wire	5.5L	Base	To Spark Plug 6A Or 6B, 6, 209.476	IGC4778-HU
CLK55 AMG	Spark Plug Wire	5.5L	Base	To Spark Plug 7A or 7B, 7, 209.476	IGC4778-HU
CLK55 AMG	Spark Plug Wire	5.5L	Base	To Spark Plug 8A Or 8B, 8, 209.476	IGC4778-HU
CLK55 AMG	Mass Air Flow Sensor	5.5L	Base	w/ OE No. A 113 094 00 48	MAF8957
CLK55 AMG	Spark Plug Wire	5.5L	Base	To Spark Plug 2A, 2, 209.476, SPECIAL ORDER ONLY	SPW4779HU-D
CLK55 AMG	Spark Plug Wire	5.5L	Base	To Spark Plug 5A, 5, 209.476, SPECIAL ORDER ONLY	SPW4779HU-D
CLK350	ABS Wheel Speed Sensor	3.5L	Base	W/ Harness, Front, 209.356	ABS1600-HU
CLK350	ABS Wheel Speed Sensor	3.5L	Base	W/ Harness, Front, 209.456	ABS1600-HU
CLK350	ABS Wheel Speed Sensor	3.5L	Base	W/ Harness, Rear Right, 209.356, SPECIAL ORDER ONLY	ABS1616HU-D

Vehicle	Part Type	Engine Size	Trim	Note(s)	Part Number
<b>2006 Mercedes-Benz (cont'd)</b>					
CLK350	ABS Wheel Speed Sensor	3.5L	Base	W/ Harness, Rear Right, 209.456, SPECIAL ORDER ONLY	ABS1616HU-D
CLK350	Engine Camshaft Position Sensor	3.5L	Base	209.356	CPS8126-HU
CLK350	Engine Camshaft Position Sensor	3.5L	Base	209.456	CPS8126-HU
CLK350	Ignition Coil	3.5L	Base	209.356	IGC4041-HU
CLK350	Ignition Coil	3.5L	Base	209.456	IGC4041-HU
CLK350	Manifold Absolute Pressure Sensor	3.5L	Base	209.356	PRS8211-HU
CLK350	Manifold Absolute Pressure Sensor	3.5L	Base	209.456	PRS8211-HU
CLK500	ABS Wheel Speed Sensor	5.0L	Base	W/ Harness, Front, 209.375	ABS1600-HU
CLK500	ABS Wheel Speed Sensor	5.0L	Base	W/ Harness, Front, 209.475	ABS1600-HU
CLK500	ABS Wheel Speed Sensor	5.0L	Base	W/ Harness, Rear Right, 209.375, SPECIAL ORDER ONLY	ABS1616HU-D
CLK500	ABS Wheel Speed Sensor	5.0L	Base	W/ Harness, Rear Right, 209.475, SPECIAL ORDER ONLY	ABS1616HU-D
CLK500	Voltage Regulator	5.0L	Base	209.375	ALR0570
CLK500	Voltage Regulator	5.0L	Base	209.475	ALR0570
CLK500	Engine Crankshaft Position Sensor	5.0L	Base	209.375	CPS8119
CLK500	Engine Crankshaft Position Sensor	5.0L	Base	209.475	CPS8119
CLK500	Engine Camshaft Position Sensor	5.0L	Base	209.375	CPS8126-HU
CLK500	Engine Camshaft Position Sensor	5.0L	Base	209.475	CPS8126-HU
CLK500	Ignition Coil	5.0L	Base		IGC0143
CLK500	Spark Plug Wire	5.0L	Base	To Spark Plug 1B, 1, 209.375	IGC4778-HU
CLK500	Spark Plug Wire	5.0L	Base	To Spark Plug 1B, 1, 209.475	IGC4778-HU
CLK500	Spark Plug Wire	5.0L	Base	To Spark Plug 2B, 2, 209.375	IGC4778-HU
CLK500	Spark Plug Wire	5.0L	Base	To Spark Plug 2B, 2, 209.475	IGC4778-HU
CLK500	Spark Plug Wire	5.0L	Base	To Spark Plug 3A Or 3B, 3, 209.375	IGC4778-HU
CLK500	Spark Plug Wire	5.0L	Base	To Spark Plug 3A Or 3B, 3, 209.475	IGC4778-HU

Vehicle	Part Type	Engine Size	Trim	Note(s)	Part Number
<b>2006 Mercedes-Benz (cont'd)</b>					
CLK500	Spark Plug Wire	5.0L	Base	To Spark Plug 4A Or 4B, 4, 209.375	IGC4778-HU
CLK500	Spark Plug Wire	5.0L	Base	To Spark Plug 4A Or 4B, 4, 209.475	IGC4778-HU
CLK500	Spark Plug Wire	5.0L	Base	To Spark Plug 5B, 5, 209.375	IGC4778-HU
CLK500	Spark Plug Wire	5.0L	Base	To Spark Plug 5B, 5, 209.475	IGC4778-HU
CLK500	Spark Plug Wire	5.0L	Base	To Spark Plug 6A Or 6B, 6, 209.375	IGC4778-HU
CLK500	Spark Plug Wire	5.0L	Base	To Spark Plug 6A Or 6B, 6, 209.475	IGC4778-HU
CLK500	Spark Plug Wire	5.0L	Base	To Spark Plug 7A or 7B, 7, 209.375	IGC4778-HU
CLK500	Spark Plug Wire	5.0L	Base	To Spark Plug 7A or 7B, 7, 209.475	IGC4778-HU
CLK500	Spark Plug Wire	5.0L	Base	To Spark Plug 8A Or 8B, 8, 209.375	IGC4778-HU
CLK500	Spark Plug Wire	5.0L	Base	To Spark Plug 8A Or 8B, 8, 209.475	IGC4778-HU
CLK500	Mass Air Flow Sensor	5.0L	Base	209.375	MAF8957
CLK500	Mass Air Flow Sensor	5.0L	Base	209.475	MAF8957
CLK500	Manifold Absolute Pressure Sensor	5.0L	Base	209.375	PRS8211-HU
CLK500	Manifold Absolute Pressure Sensor	5.0L	Base	209.475	PRS8211-HU
CLK500	Spark Plug Wire	5.0L	Base	To Spark Plug 2A, 2, 209.375, SPECIAL ORDER ONLY	SPW4779HU-D
CLK500	Spark Plug Wire	5.0L	Base	To Spark Plug 2A, 2, 209.475, SPECIAL ORDER ONLY	SPW4779HU-D
CLK500	Spark Plug Wire	5.0L	Base	To Spark Plug 5A, 5, 209.375, SPECIAL ORDER ONLY	SPW4779HU-D
CLK500	Spark Plug Wire	5.0L	Base	To Spark Plug 5A, 5, 209.475, SPECIAL ORDER ONLY	SPW4779HU-D
CLS55 AMG	ABS Wheel Speed Sensor	5.5L	Base	W/ Harness, Front, 219.376, SPECIAL ORDER ONLY	ABS1603-D
CLS55 AMG	ABS Wheel Speed Sensor	5.5L	Base	W/ Harness, Rear, 219.376	ABS1607
CLS55 AMG	Voltage Regulator	5.4L	Base		ALR0608
CLS55 AMG	Voltage Regulator	5.5L	Base	219.376	ALR0611

Vehicle	Part Type	Engine Size	Trim	Note(s)	Part Number
<b>2006 Mercedes-Benz (cont'd)</b>					
CLS55 AMG	Fuel Pump Module Assembly	5.5L	Base	BOOSTED FUEL PUMP, 219.376, SPECIAL ORDER ONLY	FUP3426HU-D
CLS55 AMG	Ignition Coil	5.5L	Base		IGC0143
CLS55 AMG	Spark Plug Wire	5.5L	Base	To Spark Plug 1B, 1, 219.376	IGC4778-HU
CLS55 AMG	Spark Plug Wire	5.5L	Base	To Spark Plug 2B, 2, 219.376	IGC4778-HU
CLS55 AMG	Spark Plug Wire	5.5L	Base	To Spark Plug 3A Or 3B, 3, 219.376	IGC4778-HU
CLS55 AMG	Spark Plug Wire	5.5L	Base	To Spark Plug 4A Or 4B, 4, 219.376	IGC4778-HU
CLS55 AMG	Spark Plug Wire	5.5L	Base	To Spark Plug 5B, 5, 219.376	IGC4778-HU
CLS55 AMG	Spark Plug Wire	5.5L	Base	To Spark Plug 6A Or 6B, 6, 219.376	IGC4778-HU
CLS55 AMG	Spark Plug Wire	5.5L	Base	To Spark Plug 7A or 7B, 7, 219.376	IGC4778-HU
CLS55 AMG	Spark Plug Wire	5.5L	Base	To Spark Plug 8A Or 8B, 8, 219.376	IGC4778-HU
CLS55 AMG	Spark Plug Wire	5.5L	Base	To Spark Plug 2A, 2, 219.376, SPECIAL ORDER ONLY	SPW4779HU-D
CLS55 AMG	Spark Plug Wire	5.5L	Base	To Spark Plug 5A, 5, 219.376, SPECIAL ORDER ONLY	SPW4779HU-D
CLS500	ABS Wheel Speed Sensor	5.0L	Base	W/ Harness, Front, 219.375, SPECIAL ORDER ONLY	ABS1603-D
CLS500	ABS Wheel Speed Sensor	5.0L	Base	W/ Harness, Rear, 219.375	ABS1607
CLS500	Voltage Regulator	5.0L	Base	219.375	ALR0611
CLS500	Engine Crankshaft Position Sensor	5.0L	Base	219.375	CPS8119
CLS500	Engine Camshaft Position Sensor	5.0L	Base	219.375	CPS8126-HU
CLS500	Fuel Pump Module Assembly	5.0L	Base	219.375, SPECIAL ORDER ONLY	FUP3426HU-D
CLS500	Ignition Coil	5.0L	Base		IGC0143
CLS500	Spark Plug Wire	5.0L	Base	To Spark Plug 1B, 1, 219.375	IGC4778-HU
CLS500	Spark Plug Wire	5.0L	Base	To Spark Plug 2B, 2, 219.375	IGC4778-HU
CLS500	Spark Plug Wire	5.0L	Base	To Spark Plug 3A Or 3B, 3, 219.375	IGC4778-HU
CLS500	Spark Plug Wire	5.0L	Base	To Spark Plug 4A Or 4B, 4, 219.375	IGC4778-HU



Vehicle	Part Type	Engine Size	Trim	Note(s)	Part Number
<b>2006 Mercedes-Benz (cont'd)</b>					
CLS500	Spark Plug Wire	5.0L	Base	To Spark Plug 5B, 5, 219.375	IGC4778-HU
CLS500	Spark Plug Wire	5.0L	Base	To Spark Plug 6A Or 6B, 6, 219.375	IGC4778-HU
CLS500	Spark Plug Wire	5.0L	Base	To Spark Plug 7A or 7B, 7, 219.375	IGC4778-HU
CLS500	Spark Plug Wire	5.0L	Base	To Spark Plug 8A Or 8B, 8, 219.375	IGC4778-HU
CLS500	Mass Air Flow Sensor	5.0L	Base	219.375	MAF8957
CLS500	Manifold Absolute Pressure Sensor	5.0L	Base	219.375	PRS8211-HU
CLS500	Spark Plug Wire	5.0L	Base	To Spark Plug 2A, 2, 219.375, SPECIAL ORDER ONLY	SPW4779HU-D
CLS500	Spark Plug Wire	5.0L	Base	To Spark Plug 5A, 5, 219.375, SPECIAL ORDER ONLY	SPW4779HU-D
E55 AMG	ABS Wheel Speed Sensor	5.5L	Base	W/ Harness, Front, 211.076, SPECIAL ORDER ONLY	ABS1603-D
E55 AMG	ABS Wheel Speed Sensor	5.5L	Base	W/ Harness, Front, 211.276, SPECIAL ORDER ONLY	ABS1603-D
E55 AMG	ABS Wheel Speed Sensor	5.5L	Base	W/ Harness, Rear, 211.076	ABS1607
E55 AMG	ABS Wheel Speed Sensor	5.5L	Base	W/ Harness, Rear, 211.276	ABS1607
E55 AMG	Voltage Regulator	5.4L	Base	Bosch Design, GAS	ALR0608
E55 AMG	Voltage Regulator	5.5L	Base	Bosch Design, GAS, 113.990	ALR0608
E55 AMG	Voltage Regulator	5.5L	Base	Bosch Design, GAS, 113.990	ALR0611
E55 AMG	Ignition Coil	5.5L	Base		IGC0143
E55 AMG	Spark Plug Wire	5.5L	Base	To Spark Plug 1B, 1, 211.076	IGC4778-HU
E55 AMG	Spark Plug Wire	5.5L	Base	To Spark Plug 1B, 1, 211.276	IGC4778-HU
E55 AMG	Spark Plug Wire	5.5L	Base	To Spark Plug 2B, 2, 211.076	IGC4778-HU
E55 AMG	Spark Plug Wire	5.5L	Base	To Spark Plug 2B, 2, 211.276	IGC4778-HU
E55 AMG	Spark Plug Wire	5.5L	Base	To Spark Plug 3A Or 3B, 3, 211.076	IGC4778-HU
E55 AMG	Spark Plug Wire	5.5L	Base	To Spark Plug 3A Or 3B, 3, 211.276	IGC4778-HU

Vehicle	Part Type	Engine Size	Trim	Note(s)	Part Number
<b>2006 Mercedes-Benz (cont'd)</b>					
E55 AMG	Spark Plug Wire	5.5L	Base	To Spark Plug 4A Or 4B, 4, 211.076	IGC4778-HU
E55 AMG	Spark Plug Wire	5.5L	Base	To Spark Plug 4A Or 4B, 4, 211.276	IGC4778-HU
E55 AMG	Spark Plug Wire	5.5L	Base	To Spark Plug 5B, 5, 211.076	IGC4778-HU
E55 AMG	Spark Plug Wire	5.5L	Base	To Spark Plug 5B, 5, 211.276	IGC4778-HU
E55 AMG	Spark Plug Wire	5.5L	Base	To Spark Plug 6A Or 6B, 6, 211.076	IGC4778-HU
E55 AMG	Spark Plug Wire	5.5L	Base	To Spark Plug 6A Or 6B, 6, 211.276	IGC4778-HU
E55 AMG	Spark Plug Wire	5.5L	Base	To Spark Plug 7A or 7B, 7, 211.076	IGC4778-HU
E55 AMG	Spark Plug Wire	5.5L	Base	To Spark Plug 7A or 7B, 7, 211.276	IGC4778-HU
E55 AMG	Spark Plug Wire	5.5L	Base	To Spark Plug 8A Or 8B, 8, 211.076	IGC4778-HU
E55 AMG	Spark Plug Wire	5.5L	Base	To Spark Plug 8A Or 8B, 8, 211.276	IGC4778-HU
E55 AMG	Spark Plug Wire	5.5L	Base	To Spark Plug 2A, 2, 211.076, SPECIAL ORDER ONLY	SPW4779HU-D
E55 AMG	Spark Plug Wire	5.5L	Base	To Spark Plug 2A, 2, 211.276, SPECIAL ORDER ONLY	SPW4779HU-D
E55 AMG	Spark Plug Wire	5.5L	Base	To Spark Plug 5A, 5, 211.076, SPECIAL ORDER ONLY	SPW4779HU-D
E55 AMG	Spark Plug Wire	5.5L	Base	To Spark Plug 5A, 5, 211.276, SPECIAL ORDER ONLY	SPW4779HU-D
E320	ABS Wheel Speed Sensor	3.2L	CDI	W/ Harness, Front, 211.026, SPECIAL ORDER ONLY	ABS1603-D
E320	ABS Wheel Speed Sensor	3.2L	CDI	W/ Harness, Rear, 211.026	ABS1607
E320	Voltage Regulator	3.2L	CDI	211.026	ALR0632-HU
E320	Engine Crankshaft Position Sensor	3.2L	CDI	211.026	CPS8119
E320	Engine Camshaft Position Sensor	3.2L	CDI	211.026	CPS8131
E320	Mass Air Flow Sensor	3.2L	CDI	211.026	MAF8995-D
E350	ABS Wheel Speed Sensor	3.5L	Base	W/ Harness, Front, 211.056, SPECIAL ORDER ONLY	ABS1603-D

Vehicle	Part Type	Engine Size	Trim	Note(s)	Part Number
<b>2006 Mercedes-Benz (cont'd)</b>					
E350	ABS Wheel Speed Sensor	3.5L	Base	W/ Harness, Front, 211.256, SPECIAL ORDER ONLY	ABS1603-D
E350	ABS Wheel Speed Sensor	3.5L	Base	W/ Harness, Rear, 211.056	ABS1607
E350	ABS Wheel Speed Sensor	3.5L	4Matic	W/ Harness, Rear, 211.087	ABS1607
E350	ABS Wheel Speed Sensor	3.5L	Base	W/ Harness, Rear, 211.256	ABS1607
E350	ABS Wheel Speed Sensor	3.5L	4Matic	W/ Harness, Rear, 211.287	ABS1607
E350	Voltage Regulator	3.5L	Base	211.056	ALR0417-HU
E350	Voltage Regulator	3.5L	4Matic	211.087	ALR0417-HU
E350	Voltage Regulator	3.5L	Base	211.256	ALR0417-HU
E350	Voltage Regulator	3.5L	4Matic	211.287	ALR0417-HU
E350	Engine Camshaft Position Sensor	3.5L	Base	211.056	CPS8126-HU
E350	Engine Camshaft Position Sensor	3.5L	Base	211.256	CPS8126-HU
E350	Fuel Pump Module Assembly	3.5L	Base	W/ FLUID LEVEL SENSOR; EXC PZEV EMISSION, 211.056, SPECIAL ORDER ONLY	FUP3426HU-D
E350	Fuel Pump Module Assembly	3.5L	4Matic	W/ FLUID LEVEL SENSOR; EXC PZEV EMISSION, 211.087, SPECIAL ORDER ONLY	FUP3426HU-D
E350	Fuel Pump Module Assembly	3.5L	Base	W/ FLUID LEVEL SENSOR; EXC PZEV EMISSION, 211.256, SPECIAL ORDER ONLY	FUP3426HU-D
E350	Fuel Pump Module Assembly	3.5L	4Matic	W/ FLUID LEVEL SENSOR; EXC PZEV EMISSION, 211.287, SPECIAL ORDER ONLY	FUP3426HU-D
E350	Ignition Coil	3.5L	Base	211.056	IGC4041-HU
E350	Ignition Coil	3.5L	4Matic	211.087	IGC4041-HU
E350	Ignition Coil	3.5L	Base	211.256	IGC4041-HU
E350	Ignition Coil	3.5L	4Matic	211.287	IGC4041-HU
E350	Manifold Absolute Pressure Sensor	3.5L	Base	211.056	PRS8211-HU
E350	Manifold Absolute Pressure Sensor	3.5L	4Matic	211.087	PRS8211-HU
E350	Manifold Absolute Pressure Sensor	3.5L	Base	211.256	PRS8211-HU

Vehicle	Part Type	Engine Size	Trim	Note(s)	Part Number
<b>2006 Mercedes-Benz (cont'd)</b>					
E350	Manifold Absolute Pressure Sensor	3.5L	4Matic	211.287	PRS8211-HU
E500	ABS Wheel Speed Sensor	5.0L	Base	W/ Harness, Front, 211.070, SPECIAL ORDER ONLY	ABS1603-D
E500	ABS Wheel Speed Sensor	5.0L	Base	W/ Harness, Rear, 211.070	ABS1607
E500	ABS Wheel Speed Sensor	5.0L	4Matic	W/ Harness, Rear, 211.083	ABS1607
E500	ABS Wheel Speed Sensor	5.0L	4Matic	W/ Harness, Rear, 211.283	ABS1607
E500	Voltage Regulator	5.0L	Base	211.070	ALR0611
E500	Voltage Regulator	5.0L	4Matic	211.083	ALR0611
E500	Voltage Regulator	5.0L	4Matic	211.283	ALR0611
E500	Engine Crankshaft Position Sensor	5.0L	Base	211.070	CPS8119
E500	Engine Crankshaft Position Sensor	5.0L	4Matic	211.083	CPS8119
E500	Engine Crankshaft Position Sensor	5.0L	4Matic	211.283	CPS8119
E500	Engine Camshaft Position Sensor	5.0L	Base	211.070	CPS8126-HU
E500	Engine Camshaft Position Sensor	5.0L	4Matic	211.083	CPS8126-HU
E500	Engine Camshaft Position Sensor	5.0L	4Matic	211.283	CPS8126-HU
E500	Fuel Pump Module Assembly	5.0L	Base	W/ FLUID LEVEL SENSOR; EXC PZEV EMISSION, 211.070, SPECIAL ORDER ONLY	FUP3426HU-D
E500	Fuel Pump Module Assembly	5.0L	4Matic	W/ FLUID LEVEL SENSOR; EXC PZEV EMISSION, 211.083, SPECIAL ORDER ONLY	FUP3426HU-D
E500	Fuel Pump Module Assembly	5.0L	4Matic	W/ FLUID LEVEL SENSOR; EXC PZEV EMISSION, 211.283, SPECIAL ORDER ONLY	FUP3426HU-D
E500	Ignition Coil	5.0L	4Matic, Base		IGC0143
E500	Spark Plug Wire	5.0L	Base	To Spark Plug 1B, 1, 211.070	IGC4778-HU
E500	Spark Plug Wire	5.0L	4Matic	To Spark Plug 1B, 1, 211.083	IGC4778-HU
E500	Spark Plug Wire	5.0L	4Matic	To Spark Plug 1B, 1, 211.283	IGC4778-HU
E500	Spark Plug Wire	5.0L	Base	To Spark Plug 2B, 2, 211.070	IGC4778-HU

Vehicle	Part Type	Engine Size	Trim	Note(s)	Part Number
<b>2006 Mercedes-Benz (cont'd)</b>					
E500	Spark Plug Wire	5.0L	4Matic	To Spark Plug 2B, 2, 211.083	IGC4778-HU
E500	Spark Plug Wire	5.0L	4Matic	To Spark Plug 2B, 2, 211.283	IGC4778-HU
E500	Spark Plug Wire	5.0L	Base	To Spark Plug 3A Or 3B, 3, 211.070	IGC4778-HU
E500	Spark Plug Wire	5.0L	4Matic	To Spark Plug 3A Or 3B, 3, 211.083	IGC4778-HU
E500	Spark Plug Wire	5.0L	4Matic	To Spark Plug 3A Or 3B, 3, 211.283	IGC4778-HU
E500	Spark Plug Wire	5.0L	Base	To Spark Plug 4A Or 4B, 4, 211.070	IGC4778-HU
E500	Spark Plug Wire	5.0L	4Matic	To Spark Plug 4A Or 4B, 4, 211.083	IGC4778-HU
E500	Spark Plug Wire	5.0L	4Matic	To Spark Plug 4A Or 4B, 4, 211.283	IGC4778-HU
E500	Spark Plug Wire	5.0L	Base	To Spark Plug 5B, 5, 211.070	IGC4778-HU
E500	Spark Plug Wire	5.0L	4Matic	To Spark Plug 5B, 5, 211.083	IGC4778-HU
E500	Spark Plug Wire	5.0L	4Matic	To Spark Plug 5B, 5, 211.283	IGC4778-HU
E500	Spark Plug Wire	5.0L	Base	To Spark Plug 6A Or 6B, 6, 211.070	IGC4778-HU
E500	Spark Plug Wire	5.0L	4Matic	To Spark Plug 6A Or 6B, 6, 211.083	IGC4778-HU
E500	Spark Plug Wire	5.0L	4Matic	To Spark Plug 6A Or 6B, 6, 211.283	IGC4778-HU
E500	Spark Plug Wire	5.0L	Base	To Spark Plug 7A or 7B, 7, 211.070	IGC4778-HU
E500	Spark Plug Wire	5.0L	4Matic	To Spark Plug 7A or 7B, 7, 211.083	IGC4778-HU
E500	Spark Plug Wire	5.0L	4Matic	To Spark Plug 7A or 7B, 7, 211.283	IGC4778-HU
E500	Spark Plug Wire	5.0L	Base	To Spark Plug 8A Or 8B, 8, 211.070	IGC4778-HU
E500	Spark Plug Wire	5.0L	4Matic	To Spark Plug 8A Or 8B, 8, 211.083	IGC4778-HU
E500	Spark Plug Wire	5.0L	4Matic	To Spark Plug 8A Or 8B, 8, 211.283	IGC4778-HU
E500	Mass Air Flow Sensor	5.0L	Base	211.070	MAF8957
E500	Mass Air Flow Sensor	5.0L	4Matic	211.083	MAF8957
E500	Mass Air Flow Sensor	5.0L	4Matic	211.283	MAF8957
E500	Manifold Absolute Pressure Sensor	5.0L	Base	211.070	PRS8211-HU

Vehicle	Part Type	Engine Size	Trim	Note(s)	Part Number
<b>2006 Mercedes-Benz (cont'd)</b>					
E500	Manifold Absolute Pressure Sensor	5.0L	4Matic	211.083	PRS8211-HU
E500	Manifold Absolute Pressure Sensor	5.0L	4Matic	211.283	PRS8211-HU
E500	Spark Plug Wire	5.0L	Base	To Spark Plug 2A, 2, 211.070, SPECIAL ORDER ONLY	SPW4779HU-D
E500	Spark Plug Wire	5.0L	4Matic	To Spark Plug 2A, 2, 211.083, SPECIAL ORDER ONLY	SPW4779HU-D
E500	Spark Plug Wire	5.0L	4Matic	To Spark Plug 2A, 2, 211.283, SPECIAL ORDER ONLY	SPW4779HU-D
E500	Spark Plug Wire	5.0L	Base	To Spark Plug 5A, 5, 211.070, SPECIAL ORDER ONLY	SPW4779HU-D
E500	Spark Plug Wire	5.0L	4Matic	To Spark Plug 5A, 5, 211.083, SPECIAL ORDER ONLY	SPW4779HU-D
E500	Spark Plug Wire	5.0L	4Matic	To Spark Plug 5A, 5, 211.283, SPECIAL ORDER ONLY	SPW4779HU-D
G55 AMG	Ignition Coil	5.5L	Base		IGC0143
G55 AMG	Spark Plug Wire	5.5L	Base	To Spark Plug 1B, 1, 463.271	IGC4778-HU
G55 AMG	Spark Plug Wire	5.5L	Base	To Spark Plug 2B, 2, 463.271	IGC4778-HU
G55 AMG	Spark Plug Wire	5.5L	Base	To Spark Plug 3A Or 3B, 3, 463.271	IGC4778-HU
G55 AMG	Spark Plug Wire	5.5L	Base	To Spark Plug 4A Or 4B, 4, 463.271	IGC4778-HU
G55 AMG	Spark Plug Wire	5.5L	Base	To Spark Plug 5B, 5, 463.271	IGC4778-HU
G55 AMG	Spark Plug Wire	5.5L	Base	To Spark Plug 6A Or 6B, 6, 463.271	IGC4778-HU
G55 AMG	Spark Plug Wire	5.5L	Base	To Spark Plug 7A or 7B, 7, 463.271	IGC4778-HU
G55 AMG	Spark Plug Wire	5.5L	Base	To Spark Plug 8A Or 8B, 8, 463.271	IGC4778-HU
G55 AMG	Spark Plug Wire	5.5L	Base	To Spark Plug 2A, 2, 463.271, SPECIAL ORDER ONLY	SPW4779HU-D

Vehicle	Part Type	Engine Size	Trim	Note(s)	Part Number
<b>2006 Mercedes-Benz (cont'd)</b>					
G55 AMG	Spark Plug Wire	5.5L	Base	To Spark Plug 5A, 5, 463.271, SPECIAL ORDER ONLY	SPW4779HU-D
G500	Fuel Pump	5.0L	Base	463.249, SPECIAL ORDER ONLY	FUP3309-D
G500	Ignition Coil	5.0L	Base		IGC0143
G500	Spark Plug Wire	5.0L	Base	To Spark Plug 1B, 1, 463.249	IGC4778-HU
G500	Spark Plug Wire	5.0L	Base	To Spark Plug 2B, 2, 463.249	IGC4778-HU
G500	Spark Plug Wire	5.0L	Base	To Spark Plug 3A Or 3B, 3, 463.249	IGC4778-HU
G500	Spark Plug Wire	5.0L	Base	To Spark Plug 4A Or 4B, 4, 463.249	IGC4778-HU
G500	Spark Plug Wire	5.0L	Base	To Spark Plug 5B, 5, 463.249	IGC4778-HU
G500	Spark Plug Wire	5.0L	Base	To Spark Plug 6A Or 6B, 6, 463.249	IGC4778-HU
G500	Spark Plug Wire	5.0L	Base	To Spark Plug 7A or 7B, 7, 463.249	IGC4778-HU
G500	Spark Plug Wire	5.0L	Base	To Spark Plug 8A Or 8B, 8, 463.249	IGC4778-HU
G500	Manifold Absolute Pressure Sensor	5.0L	Base	463.249	PRS8211-HU
G500	Spark Plug Wire	5.0L	Base	To Spark Plug 2A, 2, 463.249, SPECIAL ORDER ONLY	SPW4779HU-D
G500	Spark Plug Wire	5.0L	Base	To Spark Plug 5A, 5, 463.249, SPECIAL ORDER ONLY	SPW4779HU-D
ML350	ABS Wheel Speed Sensor	3.5L	4Matic	Rear, 164.186	ABS1604
ML350	ABS Wheel Speed Sensor Wiring Harness	3.5L	4Matic	Front, 164.186, SPECIAL ORDER ONLY	ABS1605
ML350	Voltage Regulator	3.5L	4Matic	164.186	ALR0417-HU
ML350	Ignition Coil	3.5L	4Matic	164.186	IGC4041-HU
ML350	Manifold Absolute Pressure Sensor	3.5L	4Matic	164.186	PRS8211-HU
ML500	ABS Wheel Speed Sensor	5.0L	Base	Rear, 164.175	ABS1604
ML500	ABS Wheel Speed Sensor Wiring Harness	5.0L	Base	Front, 164.175, SPECIAL ORDER ONLY	ABS1605
ML500	Voltage Regulator	5.0L	Base, Introduction, Premium	Bosch Design, GAS	ALR0608

Vehicle	Part Type	Engine Size	Trim	Note(s)	Part Number
<b>2006 Mercedes-Benz (cont'd)</b>					
ML500	Voltage Regulator	5.0L	Base	Bosch Design, GAS, 113.964	ALR0608
ML500	Voltage Regulator	5.0L	Base	Bosch Design, GAS, 113.964	ALR0611
ML500	Engine Crankshaft Position Sensor	5.0L	Base	164.175	CPS8119
ML500	Engine Camshaft Position Sensor	5.0L	Base	164.175	CPS8126-HU
ML500	Ignition Coil	5.0L	Base		IGC0143
ML500	Spark Plug Wire	5.0L	Base	To Spark Plug 1B, 1, 164.175	IGC4778-HU
ML500	Spark Plug Wire	5.0L	Base	To Spark Plug 2B, 2, 164.175	IGC4778-HU
ML500	Spark Plug Wire	5.0L	Base	To Spark Plug 3A Or 3B, 3, 164.175	IGC4778-HU
ML500	Spark Plug Wire	5.0L	Base	To Spark Plug 4A Or 4B, 4, 164.175	IGC4778-HU
ML500	Spark Plug Wire	5.0L	Base	To Spark Plug 5B, 5, 164.175	IGC4778-HU
ML500	Spark Plug Wire	5.0L	Base	To Spark Plug 6A Or 6B, 6, 164.175	IGC4778-HU
ML500	Spark Plug Wire	5.0L	Base	To Spark Plug 7A or 7B, 7, 164.175	IGC4778-HU
ML500	Spark Plug Wire	5.0L	Base	To Spark Plug 8A Or 8B, 8, 164.175	IGC4778-HU
ML500	Mass Air Flow Sensor	5.0L	Base	164.175	MAF8957
ML500	Manifold Absolute Pressure Sensor	5.0L	Base	164.175	PRS8211-HU
ML500	Spark Plug Wire	5.0L	Base	To Spark Plug 2A, 2, 164.175, SPECIAL ORDER ONLY	SPW4779HU-D
ML500	Spark Plug Wire	5.0L	Base	To Spark Plug 5A, 5, 164.175, SPECIAL ORDER ONLY	SPW4779HU-D
R350	ABS Wheel Speed Sensor	3.5L	4Matic	Rear, 251.165	ABS1604
R350	Voltage Regulator	3.5L	4Matic	251.165	ALR0417-HU
R350	Ignition Coil	3.5L	4Matic	251.165	IGC4041-HU
R350	Manifold Absolute Pressure Sensor	3.5L	4Matic	251.165	PRS8211-HU
R500	ABS Wheel Speed Sensor	5.0L	Base	Rear, 251.175	ABS1604
R500	Voltage Regulator	5.0L	Base	Bosch Design, GAS	ALR0608
R500	Voltage Regulator	5.0L	Base	Bosch Design, GAS	ALR0611



Vehicle	Part Type	Engine Size	Trim	Note(s)	Part Number
<b>2006 Mercedes-Benz (cont'd)</b>					
R500	Engine Crankshaft Position Sensor	5.0L	Base	251.175	CPS8119
R500	Engine Camshaft Position Sensor	5.0L	Base	251.175	CPS8126-HU
R500	Ignition Coil	5.0L	Base, Premium, Sport		IGC0143
R500	Spark Plug Wire	5.0L	Base	To Spark Plug 1B, 1, 251.175	IGC4778-HU
R500	Spark Plug Wire	5.0L	Base	To Spark Plug 2B, 2, 251.175	IGC4778-HU
R500	Spark Plug Wire	5.0L	Base	To Spark Plug 3A Or 3B, 3, 251.175	IGC4778-HU
R500	Spark Plug Wire	5.0L	Base	To Spark Plug 4A Or 4B, 4, 251.175	IGC4778-HU
R500	Spark Plug Wire	5.0L	Base	To Spark Plug 5B, 5, 251.175	IGC4778-HU
R500	Spark Plug Wire	5.0L	Base	To Spark Plug 6A Or 6B, 6, 251.175	IGC4778-HU
R500	Spark Plug Wire	5.0L	Base	To Spark Plug 7A or 7B, 7, 251.175	IGC4778-HU
R500	Spark Plug Wire	5.0L	Base	To Spark Plug 8A Or 8B, 8, 251.175	IGC4778-HU
R500	Mass Air Flow Sensor	5.0L	Base	251.175	MAF8957
R500	Manifold Absolute Pressure Sensor	5.0L	Base	251.175	PRS8211-HU
R500	Spark Plug Wire	5.0L	Base	To Spark Plug 2A, 2, 251.175, SPECIAL ORDER ONLY	SPW4779HU-D
R500	Spark Plug Wire	5.0L	Base	To Spark Plug 5A, 5, 251.175, SPECIAL ORDER ONLY	SPW4779HU-D
S55 AMG	ABS Wheel Speed Sensor	5.5L	Base	W/ Harness, Front, 220.174, SPECIAL ORDER ONLY	ABS1606HU-D
S55 AMG	Voltage Regulator	5.5L	Base	220.174	ALR0611
S55 AMG	Ignition Coil	5.5L	Base		IGC0143
S55 AMG	Spark Plug Wire	5.5L	Base	To Spark Plug 1B, 1, Supercharged, 220.174	IGC4778-HU
S55 AMG	Spark Plug Wire	5.5L	Base	To Spark Plug 2B, 2, Supercharged, 220.174	IGC4778-HU
S55 AMG	Spark Plug Wire	5.5L	Base	To Spark Plug 3A Or 3B, 3, Supercharged, 220.174	IGC4778-HU

Vehicle	Part Type	Engine Size	Trim	Note(s)	Part Number
<b>2006 Mercedes-Benz (cont'd)</b>					
S55 AMG	Spark Plug Wire	5.5L	Base	To Spark Plug 4A Or 4B, 4, Supercharged, 220.174	IGC4778-HU
S55 AMG	Spark Plug Wire	5.5L	Base	To Spark Plug 5B, 5, Supercharged, 220.174	IGC4778-HU
S55 AMG	Spark Plug Wire	5.5L	Base	To Spark Plug 6A Or 6B, 6, Supercharged, 220.174	IGC4778-HU
S55 AMG	Spark Plug Wire	5.5L	Base	To Spark Plug 7A or 7B, 7, Supercharged, 220.174	IGC4778-HU
S55 AMG	Spark Plug Wire	5.5L	Base	To Spark Plug 8A Or 8B, 8, Supercharged, 220.174	IGC4778-HU
S55 AMG	Mass Air Flow Sensor	5.5L	Base	w/ OE No. A 113 094 00 48	MAF8957
S55 AMG	Spark Plug Wire	5.5L	Base	To Spark Plug 2A, 2, Supercharged, 220.174, SPECIAL ORDER ONLY	SPW4779HU-D
S55 AMG	Spark Plug Wire	5.5L	Base	To Spark Plug 5A, 5, Supercharged, 220.174, SPECIAL ORDER ONLY	SPW4779HU-D
S65 AMG	Engine Crankshaft Position Sensor	6.0L	Base	220.179	CPS8119
S65 AMG	Manifold Absolute Pressure Sensor	6.0L	Base	220.179	PRS8211-HU
S350	ABS Wheel Speed Sensor	3.7L	Base	W/ Harness, Front, 220.067, SPECIAL ORDER ONLY	ABS1606HU-D
S350	Voltage Regulator	3.7L	Base	220.067	ALR0611
S350	Engine Crankshaft Position Sensor	3.7L	Base	220.067	CPS8119
S350	Engine Camshaft Position Sensor	3.7L	Base	220.067	CPS8126-HU
S350	Fuel Pump	3.7L	Base	From Chassis: A 191481, 220.067, SPECIAL ORDER ONLY	FUP3310HU-D
S350	Ignition Coil	3.7L	Base		IGC0143
S350	Spark Plug Wire	3.7L	Base	To Spark Plug 1A Or 1B, 1, 220.067	IGC4778-HU
S350	Spark Plug Wire	3.7L	Base	To Spark Plug 2A or 2B, 2, 220.067	IGC4778-HU
S350	Spark Plug Wire	3.7L	Base	To Spark Plug 3A Or 3B, 3, 220.067	IGC4778-HU

Vehicle	Part Type	Engine Size	Trim	Note(s)	Part Number
<b>2006 Mercedes-Benz (cont'd)</b>					
S350	Spark Plug Wire	3.7L	Base	To Spark Plug 4A Or 4B, 4, 220.067	IGC4778-HU
S350	Spark Plug Wire	3.7L	Base	To Spark Plug 5A or 5B, 5, 220.067	IGC4778-HU
S350	Spark Plug Wire	3.7L	Base	To Spark Plug 6A Or 6B, 6, 220.067	IGC4778-HU
S350	Mass Air Flow Sensor	3.7L	Base	220.067	MAF8960
S350	Manifold Absolute Pressure Sensor	3.7L	Base	220.067	PRS8211-HU
S430	ABS Wheel Speed Sensor	4.3L	Base	W/ Harness, Front, 220.170, SPECIAL ORDER ONLY	ABS1606HU-D
S430	Voltage Regulator	4.3L	Base	220.170	ALR0611
S430	Voltage Regulator	4.3L	4Matic	220.183	ALR0611
S430	Engine Crankshaft Position Sensor	4.3L	Base	220.170	CPS8119
S430	Engine Crankshaft Position Sensor	4.3L	4Matic	220.183	CPS8119
S430	Engine Camshaft Position Sensor	4.3L	Base	220.170	CPS8126-HU
S430	Engine Camshaft Position Sensor	4.3L	4Matic	220.183	CPS8126-HU
S430	Fuel Pump	4.3L	Base	From Chassis: A 191481, 220.170, SPECIAL ORDER ONLY	FUP3310HU-D
S430	Fuel Pump	4.3L	4Matic	From Chassis: A 191481, 220.183, SPECIAL ORDER ONLY	FUP3310HU-D
S430	Ignition Coil	4.3L	4Matic, Base		IGC0143
S430	Spark Plug Wire	4.3L	Base	To Spark Plug 1B, 1, 220.170	IGC4778-HU
S430	Spark Plug Wire	4.3L	4Matic	To Spark Plug 1B, 1, 220.183	IGC4778-HU
S430	Spark Plug Wire	4.3L	Base	To Spark Plug 2B, 2, 220.170	IGC4778-HU
S430	Spark Plug Wire	4.3L	4Matic	To Spark Plug 2B, 2, 220.183	IGC4778-HU
S430	Spark Plug Wire	4.3L	Base	To Spark Plug 3A Or 3B, 3, 220.170	IGC4778-HU
S430	Spark Plug Wire	4.3L	4Matic	To Spark Plug 3A Or 3B, 3, 220.183	IGC4778-HU
S430	Spark Plug Wire	4.3L	Base	To Spark Plug 4A Or 4B, 4, 220.170	IGC4778-HU
S430	Spark Plug Wire	4.3L	4Matic	To Spark Plug 4A Or 4B, 4, 220.183	IGC4778-HU
S430	Spark Plug Wire	4.3L	Base	To Spark Plug 5B, 5, 220.170	IGC4778-HU

Vehicle	Part Type	Engine Size	Trim	Note(s)	Part Number
<b>2006 Mercedes-Benz (cont'd)</b>					
S430	Spark Plug Wire	4.3L	4Matic	To Spark Plug 5B, 5, 220.183	IGC4778-HU
S430	Spark Plug Wire	4.3L	Base	To Spark Plug 6A Or 6B, 6, 220.170	IGC4778-HU
S430	Spark Plug Wire	4.3L	4Matic	To Spark Plug 6A Or 6B, 6, 220.183	IGC4778-HU
S430	Spark Plug Wire	4.3L	Base	To Spark Plug 7A or 7B, 7, 220.170	IGC4778-HU
S430	Spark Plug Wire	4.3L	4Matic	To Spark Plug 7A or 7B, 7, 220.183	IGC4778-HU
S430	Spark Plug Wire	4.3L	Base	To Spark Plug 8A Or 8B, 8, 220.170	IGC4778-HU
S430	Spark Plug Wire	4.3L	4Matic	To Spark Plug 8A Or 8B, 8, 220.183	IGC4778-HU
S430	Mass Air Flow Sensor	4.3L	Base	220.170	MAF8957
S430	Mass Air Flow Sensor	4.3L	4Matic	220.183	MAF8957
S430	Manifold Absolute Pressure Sensor	4.3L	Base	220.170	PRS8211-HU
S430	Manifold Absolute Pressure Sensor	4.3L	4Matic	220.183	PRS8211-HU
S430	Spark Plug Wire	4.3L	Base	To Spark Plug 2A, 2, 220.170, SPECIAL ORDER ONLY	SPW4779HU-D
S430	Spark Plug Wire	4.3L	4Matic	To Spark Plug 2A, 2, 220.183, SPECIAL ORDER ONLY	SPW4779HU-D
S430	Spark Plug Wire	4.3L	Base	To Spark Plug 5A, 5, 220.170, SPECIAL ORDER ONLY	SPW4779HU-D
S430	Spark Plug Wire	4.3L	4Matic	To Spark Plug 5A, 5, 220.183, SPECIAL ORDER ONLY	SPW4779HU-D
S500	ABS Wheel Speed Sensor	5.0L	Base	W/ Harness, Front, 220.175, SPECIAL ORDER ONLY	ABS1606HU-D
S500	Voltage Regulator	5.0L	Base	220.175	ALR0611
S500	Voltage Regulator	5.0L	4Matic	220.184	ALR0611
S500	Engine Crankshaft Position Sensor	5.0L	Base	220.175	CPS8119
S500	Engine Crankshaft Position Sensor	5.0L	4Matic	220.184	CPS8119
S500	Engine Camshaft Position Sensor	5.0L	Base	220.175	CPS8126-HU
S500	Engine Camshaft Position Sensor	5.0L	4Matic	220.184	CPS8126-HU

Vehicle	Part Type	Engine Size	Trim	Note(s)	Part Number
<b>2006 Mercedes-Benz (cont'd)</b>					
S500	Fuel Pump	5.0L	Base	From Chassis: A 191481, 220.175, SPECIAL ORDER ONLY	FUP3310HU-D
S500	Fuel Pump	5.0L	4Matic	From Chassis: A 191481, 220.184, SPECIAL ORDER ONLY	FUP3310HU-D
S500	Ignition Coil	5.0L	4Matic, Base		IGC0143
S500	Spark Plug Wire	5.0L	Base	To Spark Plug 1B, 1, 220.175	IGC4778-HU
S500	Spark Plug Wire	5.0L	4Matic	To Spark Plug 1B, 1, 220.184	IGC4778-HU
S500	Spark Plug Wire	5.0L	Base	To Spark Plug 2B, 2, 220.175	IGC4778-HU
S500	Spark Plug Wire	5.0L	4Matic	To Spark Plug 2B, 2, 220.184	IGC4778-HU
S500	Spark Plug Wire	5.0L	Base	To Spark Plug 3A Or 3B, 3, 220.175	IGC4778-HU
S500	Spark Plug Wire	5.0L	4Matic	To Spark Plug 3A Or 3B, 3, 220.184	IGC4778-HU
S500	Spark Plug Wire	5.0L	Base	To Spark Plug 4A Or 4B, 4, 220.175	IGC4778-HU
S500	Spark Plug Wire	5.0L	4Matic	To Spark Plug 4A Or 4B, 4, 220.184	IGC4778-HU
S500	Spark Plug Wire	5.0L	Base	To Spark Plug 5B, 5, 220.175	IGC4778-HU
S500	Spark Plug Wire	5.0L	4Matic	To Spark Plug 5B, 5, 220.184	IGC4778-HU
S500	Spark Plug Wire	5.0L	Base	To Spark Plug 6A Or 6B, 6, 220.175	IGC4778-HU
S500	Spark Plug Wire	5.0L	4Matic	To Spark Plug 6A Or 6B, 6, 220.184	IGC4778-HU
S500	Spark Plug Wire	5.0L	Base	To Spark Plug 7A or 7B, 7, 220.175	IGC4778-HU
S500	Spark Plug Wire	5.0L	4Matic	To Spark Plug 7A or 7B, 7, 220.184	IGC4778-HU
S500	Spark Plug Wire	5.0L	Base	To Spark Plug 8A Or 8B, 8, 220.175	IGC4778-HU
S500	Spark Plug Wire	5.0L	4Matic	To Spark Plug 8A Or 8B, 8, 220.184	IGC4778-HU
S500	Mass Air Flow Sensor	5.0L	Base	220.175	MAF8957
S500	Mass Air Flow Sensor	5.0L	4Matic	220.184	MAF8957
S500	Manifold Absolute Pressure Sensor	5.0L	Base	220.175	PRS8211-HU
S500	Manifold Absolute Pressure Sensor	5.0L	4Matic	220.184	PRS8211-HU

Vehicle	Part Type	Engine Size	Trim	Note(s)	Part Number
<b>2006 Mercedes-Benz (cont'd)</b>					
S500	Spark Plug Wire	5.0L	Base	To Spark Plug 2A, 2, 220.175, SPECIAL ORDER ONLY	SPW4779HU-D
S500	Spark Plug Wire	5.0L	4Matic	To Spark Plug 2A, 2, 220.184, SPECIAL ORDER ONLY	SPW4779HU-D
S500	Spark Plug Wire	5.0L	Base	To Spark Plug 5A, 5, 220.175, SPECIAL ORDER ONLY	SPW4779HU-D
S500	Spark Plug Wire	5.0L	4Matic	To Spark Plug 5A, 5, 220.184, SPECIAL ORDER ONLY	SPW4779HU-D
S600	Engine Crankshaft Position Sensor	5.5L	Base	220.176	CPS8119
S600	Manifold Absolute Pressure Sensor	5.5L	Base	220.176	PRS8211-HU
SL55 AMG	Voltage Regulator	5.5L	Base	Bosch Design, GAS, 113.992	ALR0608
SL55 AMG	Voltage Regulator	5.5L	Base	Bosch Design, GAS, 113.992	ALR0611
SL55 AMG	Ignition Coil	5.5L	Base		IGC0143
SL55 AMG	Spark Plug Wire	5.5L	Base	To Spark Plug 1B, 1, 230.474	IGC4778-HU
SL55 AMG	Spark Plug Wire	5.5L	Base	To Spark Plug 2B, 2, 230.474	IGC4778-HU
SL55 AMG	Spark Plug Wire	5.5L	Base	To Spark Plug 3A Or 3B, 3, 230.474	IGC4778-HU
SL55 AMG	Spark Plug Wire	5.5L	Base	To Spark Plug 4A Or 4B, 4, 230.474	IGC4778-HU
SL55 AMG	Spark Plug Wire	5.5L	Base	To Spark Plug 5B, 5, 230.474	IGC4778-HU
SL55 AMG	Spark Plug Wire	5.5L	Base	To Spark Plug 6A Or 6B, 6, 230.474	IGC4778-HU
SL55 AMG	Spark Plug Wire	5.5L	Base	To Spark Plug 7A or 7B, 7, 230.474	IGC4778-HU
SL55 AMG	Spark Plug Wire	5.5L	Base	To Spark Plug 8A Or 8B, 8, 230.474	IGC4778-HU
SL55 AMG	Spark Plug Wire	5.5L	Base	To Spark Plug 2A, 2, 230.474, SPECIAL ORDER ONLY	SPW4779HU-D
SL55 AMG	Spark Plug Wire	5.5L	Base	To Spark Plug 5A, 5, 230.474, SPECIAL ORDER ONLY	SPW4779HU-D
SL65 AMG	Engine Crankshaft Position Sensor	6.0L	Base	230.479	CPS8119

Vehicle	Part Type	Engine Size	Trim	Note(s)	Part Number
<b>2006 Mercedes-Benz (cont'd)</b>					
SL65 AMG	Manifold Absolute Pressure Sensor	6.0L	Base	230.479	PRS8211-HU
SL500	Voltage Regulator	5.0L	Base	230.475	ALR0611
SL500	Engine Crankshaft Position Sensor	5.0L	Base	230.475	CPS8119
SL500	Engine Camshaft Position Sensor	5.0L	Base	230.475	CPS8126-HU
SL500	Fuel Pump	5.0L	Base	230.475, SPECIAL ORDER ONLY	FUP3310HU-D
SL500	Ignition Coil	5.0L	Base		IGC0143
SL500	Spark Plug Wire	5.0L	Base	To Spark Plug 1B, 1, 230.475	IGC4778-HU
SL500	Spark Plug Wire	5.0L	Base	To Spark Plug 2B, 2, 230.475	IGC4778-HU
SL500	Spark Plug Wire	5.0L	Base	To Spark Plug 3A Or 3B, 3, 230.475	IGC4778-HU
SL500	Spark Plug Wire	5.0L	Base	To Spark Plug 4A Or 4B, 4, 230.475	IGC4778-HU
SL500	Spark Plug Wire	5.0L	Base	To Spark Plug 5B, 5, 230.475	IGC4778-HU
SL500	Spark Plug Wire	5.0L	Base	To Spark Plug 6A Or 6B, 6, 230.475	IGC4778-HU
SL500	Spark Plug Wire	5.0L	Base	To Spark Plug 7A or 7B, 7, 230.475	IGC4778-HU
SL500	Spark Plug Wire	5.0L	Base	To Spark Plug 8A Or 8B, 8, 230.475	IGC4778-HU
SL500	Mass Air Flow Sensor	5.0L	Base	230.475	MAF8957
SL500	Manifold Absolute Pressure Sensor	5.0L	Base	230.475	PRS8211-HU
SL500	Spark Plug Wire	5.0L	Base	To Spark Plug 2A, 2, 230.475, SPECIAL ORDER ONLY	SPW4779HU-D
SL500	Spark Plug Wire	5.0L	Base	To Spark Plug 5A, 5, 230.475, SPECIAL ORDER ONLY	SPW4779HU-D
SL600	Engine Crankshaft Position Sensor	5.5L	Base	230.476	CPS8119
SLK55 AMG	ABS Wheel Speed Sensor	5.5L	Base	W/ Harness, Front, 171.473	ABS1600-HU
SLK55 AMG	Voltage Regulator	5.5L	Base	171.473	ALR0573
SLK55 AMG	Ignition Coil	5.5L	Base		IGC0143
SLK55 AMG	Spark Plug Wire	5.5L	Base	To Spark Plug 1B, 1, 171.473	IGC4778-HU
SLK55 AMG	Spark Plug Wire	5.5L	Base	To Spark Plug 2B, 2, 171.473	IGC4778-HU

Vehicle	Part Type	Engine Size	Trim	Note(s)	Part Number
<b>2006 Mercedes-Benz (cont'd)</b>					
SLK55 AMG	Spark Plug Wire	5.5L	Base	To Spark Plug 3A Or 3B, 3, 171.473	IGC4778-HU
SLK55 AMG	Spark Plug Wire	5.5L	Base	To Spark Plug 4A Or 4B, 4, 171.473	IGC4778-HU
SLK55 AMG	Spark Plug Wire	5.5L	Base	To Spark Plug 5B, 5, 171.473	IGC4778-HU
SLK55 AMG	Spark Plug Wire	5.5L	Base	To Spark Plug 6A Or 6B, 6, 171.473	IGC4778-HU
SLK55 AMG	Spark Plug Wire	5.5L	Base	To Spark Plug 7A or 7B, 7, 171.473	IGC4778-HU
SLK55 AMG	Spark Plug Wire	5.5L	Base	To Spark Plug 8A Or 8B, 8, 171.473	IGC4778-HU
SLK55 AMG	Mass Air Flow Sensor	5.5L	Base	w/ OE No. A 113 094 00 48	MAF8957
SLK55 AMG	Spark Plug Wire	5.5L	Base	To Spark Plug 2A, 2, 171.473, SPECIAL ORDER ONLY	SPW4779HU-D
SLK55 AMG	Spark Plug Wire	5.5L	Base	To Spark Plug 5A, 5, 171.473, SPECIAL ORDER ONLY	SPW4779HU-D
SLK280	ABS Wheel Speed Sensor	3.0L	Base	W/ Harness, Front, 171.454	ABS1600-HU
SLK280	Engine Camshaft Position Sensor	3.0L	Base	171.454	CPS8126-HU
SLK280	Ignition Coil	3.0L	Base	171.454	IGC4041-HU
SLK280	Manifold Absolute Pressure Sensor	3.0L	Base	171.454	PRS8211-HU
SLK350	ABS Wheel Speed Sensor	3.5L	Base	W/ Harness, Front, 171.456	ABS1600-HU
SLK350	Engine Camshaft Position Sensor	3.5L	Base	171.456	CPS8126-HU
SLK350	Ignition Coil	3.5L	Base	171.456	IGC4041-HU
SLK350	Manifold Absolute Pressure Sensor	3.5L	Base	171.456	PRS8211-HU
SLR McLaren	Voltage Regulator	5.5L	Base	199.376	ALR0611
SLR McLaren	Ignition Coil	5.5L	Base		IGC0143
<b>2007 Mercedes-Benz</b>					
B200	Voltage Regulator	2.0L	Base	245.233, SPECIAL ORDER ONLY	ALR0403HU-D
B200	Voltage Regulator	2.0L	Turbo	Turbocharged, 245.234, SPECIAL ORDER ONLY	ALR0403HU-D
B200	Engine Crankshaft Position Sensor	2.0L	Base	245.233	CPS8119
B200	Engine Crankshaft Position Sensor	2.0L	Turbo	245.234	CPS8119



Vehicle	Part Type	Engine Size	Trim	Note(s)	Part Number
<b>2007 Mercedes-Benz (cont'd)</b>					
B200	Fuel Pump Module Assembly	2.0L	Base	To Chassis: J 455997, 245.233, SPECIAL ORDER ONLY	FUP3411HU-D
B200	Fuel Pump Module Assembly	2.0L	Turbo	To Chassis: J 455997, Turbocharged, 245.234, SPECIAL ORDER ONLY	FUP3411HU-D
B200	Ignition Coil	2.0L	Base, Turbo		IGC0143
B200	Manifold Absolute Pressure Sensor	2.0L	Base	245.233	PRS8211-HU
B200	Manifold Absolute Pressure Sensor	2.0L	Turbo	245.234	PRS8211-HU
C230	ABS Wheel Speed Sensor	2.5L	Sport	W/ Harness, Front, 203.052	ABS1600-HU
C230	ABS Wheel Speed Sensor	2.5L	Sport	W/ Harness, Rear Right, 203.052, SPECIAL ORDER ONLY	ABS1616HU-D
C230	Engine Camshaft Position Sensor	2.5L	Sport	203.052	CPS8126-HU
C230	Fuel Pump Module Assembly	2.5L	Sport	W/ FLUID LEVEL SENSOR, From Chassis: E 002500; A 252580; F 182331 (EXC F 183501; F 184173; F 185369); R 042895, GAS, 203.052, SPECIAL ORDER ONLY	FUP3393HU-D
C230	Ignition Coil	2.5L	Sport	203.052	IGC4041-HU
C230	Manifold Absolute Pressure Sensor	2.5L	Sport	203.052	PRS8211-HU
C280	ABS Wheel Speed Sensor	3.0L	Luxury	W/ Harness, Front, 203.054	ABS1600-HU
C280	ABS Wheel Speed Sensor	3.0L	Luxury	W/ Harness, Rear Right, 203.054, SPECIAL ORDER ONLY	ABS1616HU-D
C280	ABS Wheel Speed Sensor	3.0L	4Matic	W/ Harness, Rear Right, 203.092, SPECIAL ORDER ONLY	ABS1616HU-D
C280	Engine Camshaft Position Sensor	3.0L	Luxury	203.054	CPS8126-HU

Vehicle	Part Type	Engine Size	Trim	Note(s)	Part Number
<b>2007 Mercedes-Benz (cont'd)</b>					
C280	Fuel Pump Module Assembly	3.0L	Luxury	W/ FLUID LEVEL SENSOR, From Chassis: E 002500; A 252580; F 182331 (EXC F 183501; F 184173; F 185369); R 042895, 203.054, SPECIAL ORDER ONLY	FUP3393HU-D
C280	Fuel Pump Module Assembly	3.0L	4Matic	W/ FLUID LEVEL SENSOR, From Chassis: E 002500; A 252580; F 182331 (EXC F 183501; F 184173; F 185369); R 042895, 203.092, SPECIAL ORDER ONLY	FUP3393HU-D
C280	Ignition Coil	3.0L	Luxury	203.054	IGC4041-HU
C280	Ignition Coil	3.0L	4Matic	203.092	IGC4041-HU
C280	Manifold Absolute Pressure Sensor	3.0L	Luxury	203.054	PRS8211-HU
C280	Manifold Absolute Pressure Sensor	3.0L	4Matic	203.092	PRS8211-HU
C350	ABS Wheel Speed Sensor	3.5L	Luxury, Sport	W/ Harness, Front, 203.056	ABS1600-HU
C350	ABS Wheel Speed Sensor	3.5L	Luxury, Sport	W/ Harness, Rear Right, 203.056, SPECIAL ORDER ONLY	ABS1616HU-D
C350	ABS Wheel Speed Sensor	3.5L	4Matic	W/ Harness, Rear Right, 203.087, SPECIAL ORDER ONLY	ABS1616HU-D
C350	Engine Camshaft Position Sensor	3.5L	Luxury, Sport	203.056	CPS8126-HU
C350	Ignition Coil	3.5L	Luxury, Sport	203.056	IGC4041-HU
C350	Ignition Coil	3.5L	4Matic	203.087	IGC4041-HU
C350	Manifold Absolute Pressure Sensor	3.5L	Luxury, Sport	203.056	PRS8211-HU
C350	Manifold Absolute Pressure Sensor	3.5L	4Matic	203.087	PRS8211-HU
CL550	Voltage Regulator	5.5L	Base	216.371	ALR0417-HU
CL600	Engine Crankshaft Position Sensor	5.5L	Base	216.376	CPS8119
CL600	Manifold Absolute Pressure Sensor	5.5L	Base	216.376	PRS8211-HU
CLK63 AMG	ABS Wheel Speed Sensor	6.3L	Base	W/ Harness, Front, 209.477	ABS1600-HU

Vehicle	Part Type	Engine Size	Trim	Note(s)	Part Number
<b>2007 Mercedes-Benz (cont'd)</b>					
CLK63 AMG	ABS Wheel Speed Sensor	6.3L	Base	W/ Harness, Rear Right, 209.477, SPECIAL ORDER ONLY	ABS1616HU-D
CLK63 AMG	Voltage Regulator	6.3L	Base	209.477	ALR0417-HU
CLK63 AMG	Ignition Coil	6.3L	Base	209.477	IGC4042-D
CLK63 AMG	Manifold Absolute Pressure Sensor	6.3L	Base	209.477	PRS8211-HU
CLK350	ABS Wheel Speed Sensor	3.5L	Base	W/ Harness, Front, 209.356	ABS1600-HU
CLK350	ABS Wheel Speed Sensor	3.5L	Base	W/ Harness, Front, 209.456	ABS1600-HU
CLK350	ABS Wheel Speed Sensor	3.5L	Base	W/ Harness, Rear Right, 209.356, SPECIAL ORDER ONLY	ABS1616HU-D
CLK350	ABS Wheel Speed Sensor	3.5L	Base	W/ Harness, Rear Right, 209.456, SPECIAL ORDER ONLY	ABS1616HU-D
CLK350	Engine Camshaft Position Sensor	3.5L	Base	209.356	CPS8126-HU
CLK350	Engine Camshaft Position Sensor	3.5L	Base	209.456	CPS8126-HU
CLK350	Ignition Coil	3.5L	Base	209.356	IGC4041-HU
CLK350	Ignition Coil	3.5L	Base	209.456	IGC4041-HU
CLK350	Manifold Absolute Pressure Sensor	3.5L	Base	209.356	PRS8211-HU
CLK350	Manifold Absolute Pressure Sensor	3.5L	Base	209.456	PRS8211-HU
CLK550	ABS Wheel Speed Sensor	5.5L	Base	W/ Harness, Front, 209.372	ABS1600-HU
CLK550	ABS Wheel Speed Sensor	5.5L	Base	W/ Harness, Front, 209.472	ABS1600-HU
CLK550	ABS Wheel Speed Sensor	5.5L	Base	W/ Harness, Rear Right, 209.372, SPECIAL ORDER ONLY	ABS1616HU-D
CLK550	ABS Wheel Speed Sensor	5.5L	Base	W/ Harness, Rear Right, 209.472, SPECIAL ORDER ONLY	ABS1616HU-D
CLK550	Voltage Regulator	5.5L	Base	209.372	ALR0417-HU
CLK550	Voltage Regulator	5.5L	Base	209.472	ALR0417-HU
CLS63 AMG	ABS Wheel Speed Sensor	6.3L	Base	W/ Harness, Front, 219.377, SPECIAL ORDER ONLY	ABS1603-D
CLS63 AMG	ABS Wheel Speed Sensor	6.3L	Base	W/ Harness, Rear, 219.377	ABS1607
CLS63 AMG	Voltage Regulator	6.3L	Base	219.377	ALR0417-HU

Vehicle	Part Type	Engine Size	Trim	Note(s)	Part Number
<b>2007 Mercedes-Benz (cont'd)</b>					
CLS63 AMG	Ignition Coil	6.3L	Base	219.377	IGC4042-D
CLS63 AMG	Manifold Absolute Pressure Sensor	6.3L	Base	219.377	PRS8211-HU
CLS550	ABS Wheel Speed Sensor	5.5L	Base	W/ Harness, Front, 219.372, SPECIAL ORDER ONLY	ABS1603-D
CLS550	ABS Wheel Speed Sensor	5.5L	Base	W/ Harness, Rear, 219.372	ABS1607
CLS550	Voltage Regulator	5.5L	Base	219.372	ALR0417-HU
CLS550	Fuel Pump Module Assembly	5.5L	Base	BOOSTED FUEL PUMP, USA, 219.372, SPECIAL ORDER ONLY	FUP3426HU-D
E63 AMG	ABS Wheel Speed Sensor	6.3L	Base	W/ Harness, Front, 211.077, SPECIAL ORDER ONLY	ABS1603-D
E63 AMG	ABS Wheel Speed Sensor	6.3L	Base	W/ Harness, Front, 211.277, SPECIAL ORDER ONLY	ABS1603-D
E63 AMG	ABS Wheel Speed Sensor	6.3L	Base	W/ Harness, Rear, 211.077	ABS1607
E63 AMG	ABS Wheel Speed Sensor	6.3L	Base	W/ Harness, Rear, 211.277	ABS1607
E63 AMG	Voltage Regulator	6.3L	Base	211.077	ALR0417-HU
E63 AMG	Voltage Regulator	6.3L	Base	211.277	ALR0417-HU
E63 AMG	Ignition Coil	6.3L	Base	211.077	IGC4042-D
E63 AMG	Ignition Coil	6.3L	Base	211.277	IGC4042-D
E63 AMG	Manifold Absolute Pressure Sensor	6.3L	Base	211.077	PRS8211-HU
E63 AMG	Manifold Absolute Pressure Sensor	6.3L	Base	211.277	PRS8211-HU
E280	ABS Wheel Speed Sensor	3.0L	4Matic	W/ Harness, Rear, 211.092	ABS1607
E280	Voltage Regulator	3.0L	4Matic	211.092	ALR0417-HU
E280	Fuel Pump Module Assembly	3.0L	4Matic	W/ FLUID LEVEL SENSOR; EXC PZEV EMISSION, 211.092, SPECIAL ORDER ONLY	FUP3426HU-D
E280	Ignition Coil	3.0L	4Matic	211.092	IGC4041-HU
E280	Manifold Absolute Pressure Sensor	3.0L	4Matic	211.092	PRS8211-HU
E320	ABS Wheel Speed Sensor	3.0L	Bluetec	W/ Harness, Front, 211.022, SPECIAL ORDER ONLY	ABS1603-D
E320	ABS Wheel Speed Sensor	3.0L	Bluetec	W/ Harness, Rear, 211.022	ABS1607
E320	Voltage Regulator	3.0L	Bluetec	211.022	ALR0417-HU

Vehicle	Part Type	Engine Size	Trim	Note(s)	Part Number
<b>2007 Mercedes-Benz (cont'd)</b>					
E320	Engine Camshaft Position Sensor	3.0L	Bluetec	With Hall-type sensor, 211.022	CPS8131
E320	Manifold Absolute Pressure Sensor	3.0L	Bluetec	211.022	PRS8211-HU
E350	ABS Wheel Speed Sensor	3.5L	Base	W/ Harness, Front, 211.056, SPECIAL ORDER ONLY	ABS1603-D
E350	ABS Wheel Speed Sensor	3.5L	Base	W/ Harness, Rear, 211.056	ABS1607
E350	ABS Wheel Speed Sensor	3.5L	4Matic	W/ Harness, Rear, 211.087	ABS1607
E350	ABS Wheel Speed Sensor	3.5L	4Matic	W/ Harness, Rear, 211.287	ABS1607
E350	Voltage Regulator	3.5L	Base	211.056	ALR0417-HU
E350	Voltage Regulator	3.5L	4Matic	211.087	ALR0417-HU
E350	Voltage Regulator	3.5L	4Matic	211.287	ALR0417-HU
E350	Engine Camshaft Position Sensor	3.5L	Base	211.056	CPS8126-HU
E350	Fuel Pump Module Assembly	3.5L	Base	W/ FLUID LEVEL SENSOR; EXC PZEV EMISSION, 211.056, SPECIAL ORDER ONLY	FUP3426HU-D
E350	Fuel Pump Module Assembly	3.5L	4Matic	W/ FLUID LEVEL SENSOR; EXC PZEV EMISSION, 211.087, SPECIAL ORDER ONLY	FUP3426HU-D
E350	Fuel Pump Module Assembly	3.5L	4Matic	W/ FLUID LEVEL SENSOR; EXC PZEV EMISSION, 211.287, SPECIAL ORDER ONLY	FUP3426HU-D
E350	Ignition Coil	3.5L	Base	211.056	IGC4041-HU
E350	Ignition Coil	3.5L	4Matic	211.087	IGC4041-HU
E350	Ignition Coil	3.5L	4Matic	211.287	IGC4041-HU
E350	Manifold Absolute Pressure Sensor	3.5L	Base	211.056	PRS8211-HU
E350	Manifold Absolute Pressure Sensor	3.5L	4Matic	211.087	PRS8211-HU
E350	Manifold Absolute Pressure Sensor	3.5L	4Matic	211.287	PRS8211-HU
E550	ABS Wheel Speed Sensor	5.5L	Base	W/ Harness, Front, 211.072, SPECIAL ORDER ONLY	ABS1603-D
E550	ABS Wheel Speed Sensor	5.5L	Base	W/ Harness, Rear, 211.072	ABS1607
E550	ABS Wheel Speed Sensor	5.5L	4Matic	W/ Harness, Rear, 211.090	ABS1607
E550	Voltage Regulator	5.5L	Base	211.072	ALR0417-HU

Vehicle	Part Type	Engine Size	Trim	Note(s)	Part Number
<b>2007 Mercedes-Benz (cont'd)</b>					
E550	Voltage Regulator	5.5L	4Matic	211.090	ALR0417-HU
E550	Fuel Pump Module Assembly	5.5L	Base	W/ FLUID LEVEL SENSOR; BOOSTED FUEL PUMP, USA, 211.072, SPECIAL ORDER ONLY	FUP3426HU-D
E550	Fuel Pump Module Assembly	5.5L	4Matic	W/ FLUID LEVEL SENSOR; BOOSTED FUEL PUMP, USA, 211.090, SPECIAL ORDER ONLY	FUP3426HU-D
G55 AMG	Ignition Coil	5.5L	Base		IGC0143
G55 AMG	Spark Plug Wire	5.5L	Base	To Spark Plug 1B, 1, 463.271	IGC4778-HU
G55 AMG	Spark Plug Wire	5.5L	Base	To Spark Plug 2B, 2, 463.271	IGC4778-HU
G55 AMG	Spark Plug Wire	5.5L	Base	To Spark Plug 3A Or 3B, 3, 463.271	IGC4778-HU
G55 AMG	Spark Plug Wire	5.5L	Base	To Spark Plug 4A Or 4B, 4, 463.271	IGC4778-HU
G55 AMG	Spark Plug Wire	5.5L	Base	To Spark Plug 5B, 5, 463.271	IGC4778-HU
G55 AMG	Spark Plug Wire	5.5L	Base	To Spark Plug 6A Or 6B, 6, 463.271	IGC4778-HU
G55 AMG	Spark Plug Wire	5.5L	Base	To Spark Plug 7A or 7B, 7, 463.271	IGC4778-HU
G55 AMG	Spark Plug Wire	5.5L	Base	To Spark Plug 8A Or 8B, 8, 463.271	IGC4778-HU
G55 AMG	Spark Plug Wire	5.5L	Base	To Spark Plug 2A, 2, 463.271, SPECIAL ORDER ONLY	SPW4779HU-D
G55 AMG	Spark Plug Wire	5.5L	Base	To Spark Plug 5A, 5, 463.271, SPECIAL ORDER ONLY	SPW4779HU-D
G500	Fuel Pump	5.0L	Base	463.249, SPECIAL ORDER ONLY	FUP3309-D
G500	Ignition Coil	5.0L	Base		IGC0143
G500	Spark Plug Wire	5.0L	Base	To Spark Plug 1B, 1, 463.249	IGC4778-HU
G500	Spark Plug Wire	5.0L	Base	To Spark Plug 2B, 2, 463.249	IGC4778-HU
G500	Spark Plug Wire	5.0L	Base	To Spark Plug 3A Or 3B, 3, 463.249	IGC4778-HU
G500	Spark Plug Wire	5.0L	Base	To Spark Plug 4A Or 4B, 4, 463.249	IGC4778-HU
G500	Spark Plug Wire	5.0L	Base	To Spark Plug 5B, 5, 463.249	IGC4778-HU

Vehicle	Part Type	Engine Size	Trim	Note(s)	Part Number
<b>2007 Mercedes-Benz (cont'd)</b>					
G500	Spark Plug Wire	5.0L	Base	To Spark Plug 6A Or 6B, 6, 463.249	IGC4778-HU
G500	Spark Plug Wire	5.0L	Base	To Spark Plug 7A or 7B, 7, 463.249	IGC4778-HU
G500	Spark Plug Wire	5.0L	Base	To Spark Plug 8A Or 8B, 8, 463.249	IGC4778-HU
G500	Manifold Absolute Pressure Sensor	5.0L	Base	463.249	PRS8211-HU
G500	Spark Plug Wire	5.0L	Base	To Spark Plug 2A, 2, 463.249, SPECIAL ORDER ONLY	SPW4779HU-D
G500	Spark Plug Wire	5.0L	Base	To Spark Plug 5A, 5, 463.249, SPECIAL ORDER ONLY	SPW4779HU-D
GL320	ABS Wheel Speed Sensor	3.0L	CDI	Rear, 164.822	ABS1604
GL320	ABS Wheel Speed Sensor Wiring Harness	3.0L	CDI	Front, 164.822, SPECIAL ORDER ONLY	ABS1605
GL320	Engine Camshaft Position Sensor	3.0L	CDI	With Hall-type sensor, 164.822	CPS8131
GL320	Manifold Absolute Pressure Sensor	3.0L	CDI	164.822	PRS8211-HU
GL450	ABS Wheel Speed Sensor	4.7L	Base	Rear, 164.871	ABS1604
GL450	ABS Wheel Speed Sensor Wiring Harness	4.7L	Base	Front, 164.871, SPECIAL ORDER ONLY	ABS1605
GL450	Voltage Regulator	4.7L	Base	164.871	ALR0417-HU
GL450	Manifold Absolute Pressure Sensor	4.7L	Base	164.871	PRS8211-HU
ML63 AMG	ABS Wheel Speed Sensor	6.3L	Base	Rear, 164.177	ABS1604
ML63 AMG	ABS Wheel Speed Sensor Wiring Harness	6.3L	Base	Front, 164.177, SPECIAL ORDER ONLY	ABS1605
ML63 AMG	Voltage Regulator	6.3L	Base	164.177	ALR0417-HU
ML63 AMG	Ignition Coil	6.3L	Base	164.177	IGC4042-D
ML63 AMG	Manifold Absolute Pressure Sensor	6.3L	Base	164.177	PRS8211-HU
ML320	ABS Wheel Speed Sensor	3.0L	CDI	Rear, 164.122	ABS1604
ML320	ABS Wheel Speed Sensor Wiring Harness	3.0L	CDI	Front, 164.122, SPECIAL ORDER ONLY	ABS1605
ML320	Engine Camshaft Position Sensor	3.0L	CDI	With Hall-type sensor, 164.122	CPS8131

Vehicle	Part Type	Engine Size	Trim	Note(s)	Part Number
<b>2007 Mercedes-Benz (cont'd)</b>					
ML320	Manifold Absolute Pressure Sensor	3.0L	CDI	164.122	PRS8211-HU
ML350	ABS Wheel Speed Sensor	3.5L	4Matic	Rear, 164.186	ABS1604
ML350	ABS Wheel Speed Sensor Wiring Harness	3.5L	4Matic	Front, 164.186, SPECIAL ORDER ONLY	ABS1605
ML350	Voltage Regulator	3.5L	4Matic	164.186	ALR0417-HU
ML350	Ignition Coil	3.5L	4Matic	164.186	IGC4041-HU
ML350	Manifold Absolute Pressure Sensor	3.5L	4Matic	164.186	PRS8211-HU
ML500	ABS Wheel Speed Sensor	5.0L	Base	Rear, 164.175	ABS1604
ML500	ABS Wheel Speed Sensor Wiring Harness	5.0L	Base	Front, 164.175, SPECIAL ORDER ONLY	ABS1605
ML500	Voltage Regulator	5.0L	Base	Bosch Design, GAS, 113.964	ALR0608
ML500	Voltage Regulator	5.0L	Base	Bosch Design, GAS, 113.964	ALR0611
ML500	Engine Crankshaft Position Sensor	5.0L	Base	164.175	CPS8119
ML500	Engine Camshaft Position Sensor	5.0L	Base	164.175	CPS8126-HU
ML500	Ignition Coil	5.0L	Base		IGC0143
ML500	Spark Plug Wire	5.0L	Base	To Spark Plug 1B, 1, 164.175	IGC4778-HU
ML500	Spark Plug Wire	5.0L	Base	To Spark Plug 2B, 2, 164.175	IGC4778-HU
ML500	Spark Plug Wire	5.0L	Base	To Spark Plug 3A Or 3B, 3, 164.175	IGC4778-HU
ML500	Spark Plug Wire	5.0L	Base	To Spark Plug 4A Or 4B, 4, 164.175	IGC4778-HU
ML500	Spark Plug Wire	5.0L	Base	To Spark Plug 5B, 5, 164.175	IGC4778-HU
ML500	Spark Plug Wire	5.0L	Base	To Spark Plug 6A Or 6B, 6, 164.175	IGC4778-HU
ML500	Spark Plug Wire	5.0L	Base	To Spark Plug 7A or 7B, 7, 164.175	IGC4778-HU
ML500	Spark Plug Wire	5.0L	Base	To Spark Plug 8A Or 8B, 8, 164.175	IGC4778-HU
ML500	Mass Air Flow Sensor	5.0L	Base	164.175	MAF8957
ML500	Mass Air Flow Sensor	5.0L	Base	w/ OE No. A 113 094 00 48	MAF8957
ML500	Manifold Absolute Pressure Sensor	5.0L	Base	164.175	PRS8211-HU



Vehicle	Part Type	Engine Size	Trim	Note(s)	Part Number
<b>2007 Mercedes-Benz (cont'd)</b>					
ML500	Spark Plug Wire	5.0L	Base	To Spark Plug 2A, 2, 164.175, SPECIAL ORDER ONLY	SPW4779HU-D
ML500	Spark Plug Wire	5.0L	Base	To Spark Plug 5A, 5, 164.175, SPECIAL ORDER ONLY	SPW4779HU-D
R63 AMG	ABS Wheel Speed Sensor	6.3L	Base	Rear, 251.177	ABS1604
R63 AMG	Voltage Regulator	6.3L	Base	251.177	ALR0417-HU
R63 AMG	Ignition Coil	6.3L	Base	251.177	IGC4042-D
R63 AMG	Manifold Absolute Pressure Sensor	6.3L	Base	251.177	PRS8211-HU
R320	ABS Wheel Speed Sensor	3.0L	CDI	Rear, 251.122	ABS1604
R320	Engine Camshaft Position Sensor	3.0L	CDI	With Hall-type sensor, 251.122	CPS8131
R320	Manifold Absolute Pressure Sensor	3.0L	CDI	251.122	PRS8211-HU
R350	ABS Wheel Speed Sensor	3.5L	4Matic	Rear, 251.165	ABS1604
R350	Voltage Regulator	3.5L	4Matic	251.165	ALR0417-HU
R350	Ignition Coil	3.5L	4Matic	251.165	IGC4041-HU
R350	Manifold Absolute Pressure Sensor	3.5L	4Matic	251.165	PRS8211-HU
R500	ABS Wheel Speed Sensor	5.0L	Base	Rear, 251.175	ABS1604
R500	Voltage Regulator	5.0L	Base, Sport	Bosch Design, GAS	ALR0608
R500	Voltage Regulator	5.0L	Base	Bosch Design, GAS, 113.971	ALR0608
R500	Voltage Regulator	5.0L	Base	Bosch Design, GAS, 113.971	ALR0611
R500	Engine Crankshaft Position Sensor	5.0L	Base	251.175	CPS8119
R500	Engine Camshaft Position Sensor	5.0L	Base	251.175	CPS8126-HU
R500	Ignition Coil	5.0L	Base		IGC0143
R500	Spark Plug Wire	5.0L	Base	To Spark Plug 1B, 1, 251.175	IGC4778-HU
R500	Spark Plug Wire	5.0L	Base	To Spark Plug 2B, 2, 251.175	IGC4778-HU
R500	Spark Plug Wire	5.0L	Base	To Spark Plug 3A Or 3B, 3, 251.175	IGC4778-HU
R500	Spark Plug Wire	5.0L	Base	To Spark Plug 4A Or 4B, 4, 251.175	IGC4778-HU
R500	Spark Plug Wire	5.0L	Base	To Spark Plug 5B, 5, 251.175	IGC4778-HU

Vehicle	Part Type	Engine Size	Trim	Note(s)	Part Number
<b>2007 Mercedes-Benz (cont'd)</b>					
R500	Spark Plug Wire	5.0L	Base	To Spark Plug 6A Or 6B, 6, 251.175	IGC4778-HU
R500	Spark Plug Wire	5.0L	Base	To Spark Plug 7A or 7B, 7, 251.175	IGC4778-HU
R500	Spark Plug Wire	5.0L	Base	To Spark Plug 8A Or 8B, 8, 251.175	IGC4778-HU
R500	Mass Air Flow Sensor	5.0L	Base	251.175	MAF8957
R500	Manifold Absolute Pressure Sensor	5.0L	Base	251.175	PRS8211-HU
R500	Spark Plug Wire	5.0L	Base	To Spark Plug 2A, 2, 251.175, SPECIAL ORDER ONLY	SPW4779HU-D
R500	Spark Plug Wire	5.0L	Base	To Spark Plug 5A, 5, 251.175, SPECIAL ORDER ONLY	SPW4779HU-D
S65 AMG	Engine Crankshaft Position Sensor	6.0L	Base	221.179	CPS8119
S65 AMG	Manifold Absolute Pressure Sensor	6.0L	Base	221.179	PRS8211-HU
S550	Voltage Regulator	5.5L	Base	221.171	ALR0417-HU
S550	Voltage Regulator	5.5L	4Matic	221.186	ALR0417-HU
S600	Engine Crankshaft Position Sensor	5.5L	Base	221.176	CPS8119
S600	Manifold Absolute Pressure Sensor	5.5L	Base	221.176	PRS8211-HU
SL55 AMG	Voltage Regulator	5.4L	Base	Bosch Design, GAS	ALR0608
SL55 AMG	Voltage Regulator	5.5L	Base	Bosch Design, GAS, 113.995	ALR0608
SL55 AMG	Voltage Regulator	5.5L	Base	Bosch Design, GAS, 113.995	ALR0611
SL55 AMG	Ignition Coil	5.5L	Base		IGC0143
SL55 AMG	Spark Plug Wire	5.5L	Base	To Spark Plug 1B, 1, 230.472	IGC4778-HU
SL55 AMG	Spark Plug Wire	5.5L	Base	To Spark Plug 2B, 2, 230.472	IGC4778-HU
SL55 AMG	Spark Plug Wire	5.5L	Base	To Spark Plug 3A Or 3B, 3, 230.472	IGC4778-HU
SL55 AMG	Spark Plug Wire	5.5L	Base	To Spark Plug 4A Or 4B, 4, 230.472	IGC4778-HU
SL55 AMG	Spark Plug Wire	5.5L	Base	To Spark Plug 5B, 5, 230.472	IGC4778-HU
SL55 AMG	Spark Plug Wire	5.5L	Base	To Spark Plug 6A Or 6B, 6, 230.472	IGC4778-HU
SL55 AMG	Spark Plug Wire	5.5L	Base	To Spark Plug 7A or 7B, 7, 230.472	IGC4778-HU

Vehicle	Part Type	Engine Size	Trim	Note(s)	Part Number
<b>2007 Mercedes-Benz (cont'd)</b>					
SL55 AMG	Spark Plug Wire	5.5L	Base	To Spark Plug 8A Or 8B, 8, 230.472	IGC4778-HU
SL55 AMG	Spark Plug Wire	5.5L	Base	To Spark Plug 2A, 2, 230.472, SPECIAL ORDER ONLY	SPW4779HU-D
SL55 AMG	Spark Plug Wire	5.5L	Base	To Spark Plug 5A, 5, 230.472, SPECIAL ORDER ONLY	SPW4779HU-D
SL65 AMG	Engine Crankshaft Position Sensor	6.0L	Base	230.479	CPS8119
SL65 AMG	Manifold Absolute Pressure Sensor	6.0L	Base	230.479	PRS8211-HU
SL550	Voltage Regulator	5.5L	Base	230.471	ALR0417-HU
SL550	Fuel Pump	5.5L	Base	USA, 230.471, SPECIAL ORDER ONLY	FUP3310HU-D
SL600	Engine Crankshaft Position Sensor	5.5L	Base	230.477	CPS8119
SLK55 AMG	ABS Wheel Speed Sensor	5.5L	Base	W/ Harness, Front, 171.473	ABS1600-HU
SLK55 AMG	Voltage Regulator	5.5L	Base	171.473	ALR0573
SLK55 AMG	Ignition Coil	5.5L	Base		IGC0143
SLK55 AMG	Spark Plug Wire	5.5L	Base	To Spark Plug 1B, 1, 171.473	IGC4778-HU
SLK55 AMG	Spark Plug Wire	5.5L	Base	To Spark Plug 2B, 2, 171.473	IGC4778-HU
SLK55 AMG	Spark Plug Wire	5.5L	Base	To Spark Plug 3A Or 3B, 3, 171.473	IGC4778-HU
SLK55 AMG	Spark Plug Wire	5.5L	Base	To Spark Plug 4A Or 4B, 4, 171.473	IGC4778-HU
SLK55 AMG	Spark Plug Wire	5.5L	Base	To Spark Plug 5B, 5, 171.473	IGC4778-HU
SLK55 AMG	Spark Plug Wire	5.5L	Base	To Spark Plug 6A Or 6B, 6, 171.473	IGC4778-HU
SLK55 AMG	Spark Plug Wire	5.5L	Base	To Spark Plug 7A or 7B, 7, 171.473	IGC4778-HU
SLK55 AMG	Spark Plug Wire	5.5L	Base	To Spark Plug 8A Or 8B, 8, 171.473	IGC4778-HU
SLK55 AMG	Mass Air Flow Sensor	5.5L	Base	w/ OE No. A 113 094 00 48	MAF8957
SLK55 AMG	Spark Plug Wire	5.5L	Base	To Spark Plug 2A, 2, 171.473, SPECIAL ORDER ONLY	SPW4779HU-D
SLK55 AMG	Spark Plug Wire	5.5L	Base	To Spark Plug 5A, 5, 171.473, SPECIAL ORDER ONLY	SPW4779HU-D

Vehicle	Part Type	Engine Size	Trim	Note(s)	Part Number
<b>2007 Mercedes-Benz (cont'd)</b>					
SLK280	ABS Wheel Speed Sensor	3.0L	Base	W/ Harness, Front, 171.454	ABS1600-HU
SLK280	Engine Camshaft Position Sensor	3.0L	Base	171.454	CPS8126-HU
SLK280	Ignition Coil	3.0L	Base	171.454	IGC4041-HU
SLK280	Manifold Absolute Pressure Sensor	3.0L	Base	171.454	PRS8211-HU
SLK350	ABS Wheel Speed Sensor	3.5L	Base	W/ Harness, Front, 171.456	ABS1600-HU
SLK350	Engine Camshaft Position Sensor	3.5L	Base	171.456	CPS8126-HU
SLK350	Ignition Coil	3.5L	Base	171.456	IGC4041-HU
SLK350	Manifold Absolute Pressure Sensor	3.5L	Base	171.456	PRS8211-HU
SLR McLaren	Voltage Regulator	5.5L	Base	199.376	ALR0611
SLR McLaren	Ignition Coil	5.5L	Base		IGC0143
<b>2008 Mercedes-Benz</b>					
B200	Voltage Regulator	2.0L	Base	245.233, SPECIAL ORDER ONLY	ALR0403HU-D
B200	Voltage Regulator	2.0L	Turbo	Turbocharged, 245.234, SPECIAL ORDER ONLY	ALR0403HU-D
B200	Engine Crankshaft Position Sensor	2.0L	Base	245.233	CPS8119
B200	Engine Crankshaft Position Sensor	2.0L	Turbo	245.234	CPS8119
B200	Fuel Pump Module Assembly	2.0L	Base	To Chassis: J 455997; To Date: 04/12/2008, 245.233, SPECIAL ORDER ONLY	FUP3411HU-D
B200	Fuel Pump Module Assembly	2.0L	Turbo	To Chassis: J 455997; To Date: 04/12/2008, Turbocharged, 245.234, SPECIAL ORDER ONLY	FUP3411HU-D
B200	Ignition Coil	2.0L	Base, Turbo		IGC0143
B200	Manifold Absolute Pressure Sensor	2.0L	Base	245.233	PRS8211-HU
B200	Manifold Absolute Pressure Sensor	2.0L	Turbo	245.234	PRS8211-HU
C63 AMG	ABS Wheel Speed Sensor	6.3L	Base	W/ Harness, Rear, 204.077	ABS1614-HU
C63 AMG	Voltage Regulator	6.3L	Base	204.077	ALR0417-HU
C63 AMG	Ignition Coil	6.3L	Base	204.077	IGC4042-D
C63 AMG	Manifold Absolute Pressure Sensor	6.3L	Base	204.077	PRS8211-HU

Vehicle	Part Type	Engine Size	Trim	Note(s)	Part Number
<b>2008 Mercedes-Benz (cont'd)</b>					
C230	ABS Wheel Speed Sensor	2.5L	Base	W/ Harness, Front, 204.052, SPECIAL ORDER ONLY	ABS1613HU-D
C230	ABS Wheel Speed Sensor	2.5L	Base	W/ Harness, Rear, 204.052	ABS1614-HU
C230	ABS Wheel Speed Sensor	2.5L	4Matic	W/ Harness, Rear, 204.085	ABS1614-HU
C230	Voltage Regulator	2.5L	4Matic	204.085	ALR0417-HU
C230	Engine Camshaft Position Sensor	2.5L	Base	204.052	CPS8126-HU
C230	Fuel Pump Module Assembly	2.5L	Base	AT RIGHT W/O LINES; BOOSTED FUEL PUMP, 204.052	FUP3448-HU
C230	Fuel Pump Module Assembly	2.5L	4Matic	AT RIGHT W/O LINES; BOOSTED FUEL PUMP, 204.085	FUP3448-HU
C230	Ignition Coil	2.5L	Base	204.052	IGC4041-HU
C230	Ignition Coil	2.5L	4Matic	204.085	IGC4041-HU
C230	Manifold Absolute Pressure Sensor	2.5L	Base	204.052	PRS8211-HU
C230	Manifold Absolute Pressure Sensor	2.5L	4Matic	204.085	PRS8211-HU
C300	ABS Wheel Speed Sensor	3.0L	Base, Luxury, Sport	W/ Harness, Front, 204.054, SPECIAL ORDER ONLY	ABS1613HU-D
C300	ABS Wheel Speed Sensor	3.0L	Base, Luxury, Sport	W/ Harness, Rear, 204.054	ABS1614-HU
C300	ABS Wheel Speed Sensor	3.0L	4Matic, 4Matic Luxury, 4Matic Sport	W/ Harness, Rear, 204.081	ABS1614-HU
C300	Voltage Regulator	3.0L	4Matic, 4Matic Luxury, 4Matic Sport	204.081	ALR0417-HU
C300	Engine Camshaft Position Sensor	3.0L	Base, Luxury, Sport	204.054	CPS8126-HU
C300	Fuel Pump Module Assembly	3.0L	Base, Sport	AT RIGHT W/O LINES; BOOSTED FUEL PUMP, GAS, 204.054	FUP3448-HU
C300	Fuel Pump Module Assembly	3.0L	4Matic, 4Matic Luxury, 4Matic Sport	AT RIGHT W/O LINES; BOOSTED FUEL PUMP, GAS, 204.081	FUP3448-HU
C300	Ignition Coil	3.0L	Base, Luxury, Sport	204.054	IGC4041-HU
C300	Ignition Coil	3.0L	4Matic, 4Matic Luxury, 4Matic Sport	204.081	IGC4041-HU
C300	Manifold Absolute Pressure Sensor	3.0L	Base, Luxury, Sport	204.054	PRS8211-HU
C300	Manifold Absolute Pressure Sensor	3.0L	4Matic, 4Matic Luxury, 4Matic Sport	204.081	PRS8211-HU

Vehicle	Part Type	Engine Size	Trim	Note(s)	Part Number
<b>2008 Mercedes-Benz (cont'd)</b>					
C350	ABS Wheel Speed Sensor	3.5L	Base, Sport	W/ Harness, Front, 204.056, SPECIAL ORDER ONLY	ABS1613HU-D
C350	ABS Wheel Speed Sensor	3.5L	Base, Sport	W/ Harness, Rear, 204.056	ABS1614-HU
C350	ABS Wheel Speed Sensor	3.5L	4Matic	W/ Harness, Rear, 204.087	ABS1614-HU
C350	Voltage Regulator	3.5L	4Matic	204.087	ALR0417-HU
C350	Fuel Pump Module Assembly	3.5L	Base, Sport	AT RIGHT W/O LINES; BOOSTED FUEL PUMP, 204.056	FUP3448-HU
C350	Fuel Pump Module Assembly	3.5L	4Matic	AT RIGHT W/O LINES; BOOSTED FUEL PUMP, 204.087	FUP3448-HU
C350	Ignition Coil	3.5L	Base, Sport	204.056	IGC4041-HU
C350	Ignition Coil	3.5L	4Matic	204.087	IGC4041-HU
C350	Manifold Absolute Pressure Sensor	3.5L	Base, Sport	204.056	PRS8211-HU
C350	Manifold Absolute Pressure Sensor	3.5L	4Matic	204.087	PRS8211-HU
CL63 AMG	Ignition Coil	6.3L	Base	216.377	IGC4042-D
CL63 AMG	Manifold Absolute Pressure Sensor	6.3L	Base	216.377	PRS8211-HU
CL65 AMG	Engine Crankshaft Position Sensor	6.0L	Base	216.379	CPS8119
CL65 AMG	Manifold Absolute Pressure Sensor	6.0L	Base	216.379	PRS8211-HU
CL550	Voltage Regulator	5.5L	Base	216.371	ALR0417-HU
CL600	Engine Crankshaft Position Sensor	5.5L	Base	216.376	CPS8119
CL600	Manifold Absolute Pressure Sensor	5.5L	Base	216.376	PRS8211-HU
CLK63 AMG	ABS Wheel Speed Sensor	6.3L	Base	W/ Harness, Front, 209.477	ABS1600-HU
CLK63 AMG	ABS Wheel Speed Sensor	6.3L	Black Series	W/ Harness, Rear Right, 209.377, SPECIAL ORDER ONLY	ABS1616HU-D
CLK63 AMG	ABS Wheel Speed Sensor	6.3L	Base	W/ Harness, Rear Right, 209.477, SPECIAL ORDER ONLY	ABS1616HU-D
CLK63 AMG	Voltage Regulator	6.3L	Black Series	209.377	ALR0417-HU
CLK63 AMG	Voltage Regulator	6.3L	Base	209.477	ALR0417-HU
CLK63 AMG	Ignition Coil	6.3L	Black Series	209.377	IGC4042-D
CLK63 AMG	Ignition Coil	6.3L	Base	209.477	IGC4042-D

Vehicle	Part Type	Engine Size	Trim	Note(s)	Part Number
<b>2008 Mercedes-Benz (cont'd)</b>					
CLK63 AMG	Manifold Absolute Pressure Sensor	6.3L	Black Series	209.377	PRS8211-HU
CLK63 AMG	Manifold Absolute Pressure Sensor	6.3L	Base	209.477	PRS8211-HU
CLK350	ABS Wheel Speed Sensor	3.5L	Base	W/ Harness, Front, 209.356	ABS1600-HU
CLK350	ABS Wheel Speed Sensor	3.5L	Base	W/ Harness, Front, 209.456	ABS1600-HU
CLK350	ABS Wheel Speed Sensor	3.5L	Base	W/ Harness, Rear Right, 209.356, SPECIAL ORDER ONLY	ABS1616HU-D
CLK350	ABS Wheel Speed Sensor	3.5L	Base	W/ Harness, Rear Right, 209.456, SPECIAL ORDER ONLY	ABS1616HU-D
CLK350	Engine Camshaft Position Sensor	3.5L	Base	209.356	CPS8126-HU
CLK350	Engine Camshaft Position Sensor	3.5L	Base	209.456	CPS8126-HU
CLK350	Ignition Coil	3.5L	Base	209.356	IGC4041-HU
CLK350	Ignition Coil	3.5L	Base	209.456	IGC4041-HU
CLK350	Manifold Absolute Pressure Sensor	3.5L	Base	209.356	PRS8211-HU
CLK350	Manifold Absolute Pressure Sensor	3.5L	Base	209.456	PRS8211-HU
CLK550	ABS Wheel Speed Sensor	5.5L	Base	W/ Harness, Front, 209.372	ABS1600-HU
CLK550	ABS Wheel Speed Sensor	5.5L	Base	W/ Harness, Front, 209.472	ABS1600-HU
CLK550	ABS Wheel Speed Sensor	5.5L	Base	W/ Harness, Rear Right, 209.372, SPECIAL ORDER ONLY	ABS1616HU-D
CLK550	ABS Wheel Speed Sensor	5.5L	Base	W/ Harness, Rear Right, 209.472, SPECIAL ORDER ONLY	ABS1616HU-D
CLK550	Voltage Regulator	5.5L	Base	209.372	ALR0417-HU
CLK550	Voltage Regulator	5.5L	Base	209.472	ALR0417-HU
CLS63 AMG	ABS Wheel Speed Sensor	6.3L	Base	W/ Harness, Front, 219.377, SPECIAL ORDER ONLY	ABS1603-D
CLS63 AMG	ABS Wheel Speed Sensor	6.3L	Base	W/ Harness, Rear, 219.377	ABS1607
CLS63 AMG	Voltage Regulator	6.3L	Base	219.377	ALR0417-HU
CLS63 AMG	Ignition Coil	6.3L	Base	219.377	IGC4042-D
CLS63 AMG	Manifold Absolute Pressure Sensor	6.3L	Base	219.377	PRS8211-HU

Vehicle	Part Type	Engine Size	Trim	Note(s)	Part Number
<b>2008 Mercedes-Benz (cont'd)</b>					
CLS550	ABS Wheel Speed Sensor	5.5L	Base	W/ Harness, Front, 219.372, SPECIAL ORDER ONLY	ABS1603-D
CLS550	ABS Wheel Speed Sensor	5.5L	Base	W/ Harness, Rear, 219.372	ABS1607
CLS550	Voltage Regulator	5.5L	Base	219.372	ALR0417-HU
CLS550	Fuel Pump Module Assembly	5.5L	Base	BOOSTED FUEL PUMP, USA, 219.372, SPECIAL ORDER ONLY	FUP3426HU-D
E63 AMG	ABS Wheel Speed Sensor	6.3L	Base	W/ Harness, Front, 211.077, SPECIAL ORDER ONLY	ABS1603-D
E63 AMG	ABS Wheel Speed Sensor	6.3L	Base	W/ Harness, Front, 211.277, SPECIAL ORDER ONLY	ABS1603-D
E63 AMG	ABS Wheel Speed Sensor	6.3L	Base	W/ Harness, Rear, 211.077	ABS1607
E63 AMG	ABS Wheel Speed Sensor	6.3L	Base	W/ Harness, Rear, 211.277	ABS1607
E63 AMG	Voltage Regulator	6.3L	Base	211.077	ALR0417-HU
E63 AMG	Voltage Regulator	6.3L	Base	211.277	ALR0417-HU
E63 AMG	Ignition Coil	6.3L	Base	211.077	IGC4042-D
E63 AMG	Ignition Coil	6.3L	Base	211.277	IGC4042-D
E63 AMG	Manifold Absolute Pressure Sensor	6.3L	Base	211.077	PRS8211-HU
E63 AMG	Manifold Absolute Pressure Sensor	6.3L	Base	211.277	PRS8211-HU
E300	ABS Wheel Speed Sensor	3.0L	4Matic	W/ Harness, Rear, 211.092	ABS1607
E300	Voltage Regulator	3.0L	4Matic	211.092	ALR0417-HU
E300	Fuel Pump Module Assembly	3.0L	4Matic	W/ FUEL LEVEL SENSOR; EXC PZEV EMISSION, 211.092, SPECIAL ORDER ONLY	FUP3426HU-D
E300	Ignition Coil	3.0L	4Matic	211.092	IGC4041-HU
E300	Manifold Absolute Pressure Sensor	3.0L	4Matic	211.092	PRS8211-HU
E320	ABS Wheel Speed Sensor	3.0L	Bluetec	W/ Harness, Front, 211.022, SPECIAL ORDER ONLY	ABS1603-D
E320	ABS Wheel Speed Sensor	3.0L	Bluetec	W/ Harness, Rear, 211.022	ABS1607
E320	Voltage Regulator	3.0L	Bluetec	211.022	ALR0417-HU
E320	Engine Camshaft Position Sensor	3.0L	Bluetec	With Hall-type sensor, 211.022	CPS8131
E320	Manifold Absolute Pressure Sensor	3.0L	Bluetec	211.022	PRS8211-HU



Vehicle	Part Type	Engine Size	Trim	Note(s)	Part Number
<b>2008 Mercedes-Benz (cont'd)</b>					
E350	ABS Wheel Speed Sensor	3.5L	Base	W/ Harness, Front, 211.056, SPECIAL ORDER ONLY	ABS1603-D
E350	ABS Wheel Speed Sensor	3.5L	Base	W/ Harness, Rear, 211.056	ABS1607
E350	ABS Wheel Speed Sensor	3.5L	4Matic	W/ Harness, Rear, 211.087	ABS1607
E350	ABS Wheel Speed Sensor	3.5L	4Matic	W/ Harness, Rear, 211.287	ABS1607
E350	Voltage Regulator	3.5L	Base	211.056	ALR0417-HU
E350	Voltage Regulator	3.5L	4Matic	211.087	ALR0417-HU
E350	Voltage Regulator	3.5L	4Matic	211.287	ALR0417-HU
E350	Engine Camshaft Position Sensor	3.5L	Base	211.056	CPS8126-HU
E350	Fuel Pump Module Assembly	3.5L	Base	W/ FLUID LEVEL SENSOR; EXC PZEV EMISSION, 211.056, SPECIAL ORDER ONLY	FUP3426HU-D
E350	Fuel Pump Module Assembly	3.5L	4Matic	W/ FLUID LEVEL SENSOR; EXC PZEV EMISSION, 211.087, SPECIAL ORDER ONLY	FUP3426HU-D
E350	Fuel Pump Module Assembly	3.5L	4Matic	W/ FLUID LEVEL SENSOR; EXC PZEV EMISSION, 211.287, SPECIAL ORDER ONLY	FUP3426HU-D
E350	Ignition Coil	3.5L	Base	211.056	IGC4041-HU
E350	Ignition Coil	3.5L	4Matic	211.087	IGC4041-HU
E350	Ignition Coil	3.5L	4Matic	211.287	IGC4041-HU
E350	Manifold Absolute Pressure Sensor	3.5L	Base	211.056	PRS8211-HU
E350	Manifold Absolute Pressure Sensor	3.5L	4Matic	211.087	PRS8211-HU
E350	Manifold Absolute Pressure Sensor	3.5L	4Matic	211.287	PRS8211-HU
E550	ABS Wheel Speed Sensor	5.5L	Base	W/ Harness, Front, 211.072, SPECIAL ORDER ONLY	ABS1603-D
E550	ABS Wheel Speed Sensor	5.5L	Base	W/ Harness, Rear, 211.072	ABS1607
E550	ABS Wheel Speed Sensor	5.5L	4Matic	W/ Harness, Rear, 211.090	ABS1607
E550	Voltage Regulator	5.5L	Base	211.072	ALR0417-HU
E550	Voltage Regulator	5.5L	4Matic	211.090	ALR0417-HU

Vehicle	Part Type	Engine Size	Trim	Note(s)	Part Number
<b>2008 Mercedes-Benz (cont'd)</b>					
E550	Fuel Pump Module Assembly	5.5L	Base	W/ FLUID LEVEL SENSOR; BOOSTED FUEL PUMP, USA, 211.072, SPECIAL ORDER ONLY	FUP3426HU-D
E550	Fuel Pump Module Assembly	5.5L	4Matic	W/ FLUID LEVEL SENSOR; BOOSTED FUEL PUMP, USA, 211.090, SPECIAL ORDER ONLY	FUP3426HU-D
G55 AMG	Ignition Coil	5.5L	Base		IGC0143
G55 AMG	Spark Plug Wire	5.5L	Base	To Spark Plug 1B, 1, 463.271	IGC4778-HU
G55 AMG	Spark Plug Wire	5.5L	Base	To Spark Plug 2B, 2, 463.271	IGC4778-HU
G55 AMG	Spark Plug Wire	5.5L	Base	To Spark Plug 3A Or 3B, 3, 463.271	IGC4778-HU
G55 AMG	Spark Plug Wire	5.5L	Base	To Spark Plug 4A Or 4B, 4, 463.271	IGC4778-HU
G55 AMG	Spark Plug Wire	5.5L	Base	To Spark Plug 5B, 5, 463.271	IGC4778-HU
G55 AMG	Spark Plug Wire	5.5L	Base	To Spark Plug 6A Or 6B, 6, 463.271	IGC4778-HU
G55 AMG	Spark Plug Wire	5.5L	Base	To Spark Plug 7A or 7B, 7, 463.271	IGC4778-HU
G55 AMG	Spark Plug Wire	5.5L	Base	To Spark Plug 8A Or 8B, 8, 463.271	IGC4778-HU
G55 AMG	Spark Plug Wire	5.5L	Base	To Spark Plug 2A, 2, 463.271, SPECIAL ORDER ONLY	SPW4779HU-D
G55 AMG	Spark Plug Wire	5.5L	Base	To Spark Plug 5A, 5, 463.271, SPECIAL ORDER ONLY	SPW4779HU-D
G500	Fuel Pump	5.0L	Base	463.249, SPECIAL ORDER ONLY	FUP3309-D
G500	Ignition Coil	5.0L	Base		IGC0143
G500	Spark Plug Wire	5.0L	Base	To Spark Plug 1B, 1, 463.249	IGC4778-HU
G500	Spark Plug Wire	5.0L	Base	To Spark Plug 2B, 2, 463.249	IGC4778-HU
G500	Spark Plug Wire	5.0L	Base	To Spark Plug 3A Or 3B, 3, 463.249	IGC4778-HU
G500	Spark Plug Wire	5.0L	Base	To Spark Plug 4A Or 4B, 4, 463.249	IGC4778-HU
G500	Spark Plug Wire	5.0L	Base	To Spark Plug 5B, 5, 463.249	IGC4778-HU

Vehicle	Part Type	Engine Size	Trim	Note(s)	Part Number
<b>2008 Mercedes-Benz (cont'd)</b>					
G500	Spark Plug Wire	5.0L	Base	To Spark Plug 6A Or 6B, 6, 463.249	IGC4778-HU
G500	Spark Plug Wire	5.0L	Base	To Spark Plug 7A or 7B, 7, 463.249	IGC4778-HU
G500	Spark Plug Wire	5.0L	Base	To Spark Plug 8A Or 8B, 8, 463.249	IGC4778-HU
G500	Manifold Absolute Pressure Sensor	5.0L	Base	463.249	PRS8211-HU
G500	Spark Plug Wire	5.0L	Base	To Spark Plug 2A, 2, 463.249, SPECIAL ORDER ONLY	SPW4779HU-D
G500	Spark Plug Wire	5.0L	Base	To Spark Plug 5A, 5, 463.249, SPECIAL ORDER ONLY	SPW4779HU-D
GL320	ABS Wheel Speed Sensor	3.0L	CDI	Rear, 164.822	ABS1604
GL320	ABS Wheel Speed Sensor Wiring Harness	3.0L	CDI	Front, 164.822, SPECIAL ORDER ONLY	ABS1605
GL320	Engine Camshaft Position Sensor	3.0L	CDI	With Hall-type sensor, 164.822	CPS8131
GL320	Manifold Absolute Pressure Sensor	3.0L	CDI	164.822	PRS8211-HU
GL450	ABS Wheel Speed Sensor	4.7L	Base	Rear, 164.871	ABS1604
GL450	ABS Wheel Speed Sensor Wiring Harness	4.7L	Base	Front, 164.871, SPECIAL ORDER ONLY	ABS1605
GL450	Voltage Regulator	4.7L	Base	164.871	ALR0417-HU
GL450	Manifold Absolute Pressure Sensor	4.7L	Base	164.871	PRS8211-HU
GL550	ABS Wheel Speed Sensor	5.5L	Base	Rear, 164.886	ABS1604
GL550	ABS Wheel Speed Sensor Wiring Harness	5.5L	Base	Front, 164.886, SPECIAL ORDER ONLY	ABS1605
GL550	Voltage Regulator	5.5L	Base	164.886	ALR0417-HU
ML63 AMG	ABS Wheel Speed Sensor	6.3L	Base	Rear, 164.177	ABS1604
ML63 AMG	ABS Wheel Speed Sensor Wiring Harness	6.3L	Base	Front, 164.177, SPECIAL ORDER ONLY	ABS1605
ML63 AMG	Voltage Regulator	6.3L	Base	164.177	ALR0417-HU
ML63 AMG	Ignition Coil	6.3L	Base	164.177	IGC4042-D
ML63 AMG	Manifold Absolute Pressure Sensor	6.3L	Base	164.177	PRS8211-HU
ML320	ABS Wheel Speed Sensor	3.0L	CDI	Rear, 164.122	ABS1604

Vehicle	Part Type	Engine Size	Trim	Note(s)	Part Number
<b>2008 Mercedes-Benz (cont'd)</b>					
ML320	ABS Wheel Speed Sensor Wiring Harness	3.0L	CDI	Front, 164.122, SPECIAL ORDER ONLY	ABS1605
ML320	Engine Camshaft Position Sensor	3.0L	CDI	With Hall-type sensor, 164.122	CPS8131
ML320	Manifold Absolute Pressure Sensor	3.0L	CDI	164.122	PRS8211-HU
ML350	ABS Wheel Speed Sensor	3.5L	4Matic	Rear, 164.186	ABS1604
ML350	ABS Wheel Speed Sensor Wiring Harness	3.5L	4Matic	Front, 164.186, SPECIAL ORDER ONLY	ABS1605
ML350	Voltage Regulator	3.5L	4Matic	164.186	ALR0417-HU
ML350	Ignition Coil	3.5L	4Matic	164.186	IGC4041-HU
ML350	Manifold Absolute Pressure Sensor	3.5L	4Matic	164.186	PRS8211-HU
ML550	ABS Wheel Speed Sensor	5.5L	Base	Rear, 164.172	ABS1604
ML550	ABS Wheel Speed Sensor Wiring Harness	5.5L	Base	Front, 164.172, SPECIAL ORDER ONLY	ABS1605
ML550	Voltage Regulator	5.5L	Base	164.172	ALR0417-HU
R320	ABS Wheel Speed Sensor	3.0L	CDI	Rear, 251.122	ABS1604
R320	Engine Camshaft Position Sensor	3.0L	CDI	With Hall-type sensor, 251.122	CPS8131
R320	Manifold Absolute Pressure Sensor	3.0L	CDI	251.122	PRS8211-HU
R350	ABS Wheel Speed Sensor	3.5L	Base	Rear, 251.156	ABS1604
R350	ABS Wheel Speed Sensor	3.5L	4Matic	Rear, 251.165	ABS1604
R350	Voltage Regulator	3.5L	Base	251.156	ALR0417-HU
R350	Voltage Regulator	3.5L	4Matic	251.165	ALR0417-HU
R350	Ignition Coil	3.5L	Base	251.156	IGC4041-HU
R350	Ignition Coil	3.5L	4Matic	251.165	IGC4041-HU
R350	Manifold Absolute Pressure Sensor	3.5L	Base	251.156	PRS8211-HU
R350	Manifold Absolute Pressure Sensor	3.5L	4Matic	251.165	PRS8211-HU
R500	Voltage Regulator	5.0L	Base, Sport		ALR0608
R550	Voltage Regulator	5.5L	4Matic	251.072	ALR0417-HU
S63 AMG	Ignition Coil	6.3L	Base	221.177	IGC4042-D
S63 AMG	Manifold Absolute Pressure Sensor	6.3L	Base	221.177	PRS8211-HU
S65 AMG	Engine Crankshaft Position Sensor	6.0L	Base	221.179	CPS8119

Vehicle	Part Type	Engine Size	Trim	Note(s)	Part Number
<b>2008 Mercedes-Benz (cont'd)</b>					
S65 AMG	Manifold Absolute Pressure Sensor	6.0L	Base	221.179	PRS8211-HU
S450	Voltage Regulator	4.7L	4Matic	221.084	ALR0417-HU
S450	Ignition Coil	4.7L	4Matic	221.084	IGC4041-HU
S450	Manifold Absolute Pressure Sensor	4.7L	4Matic	221.084	PRS8211-HU
S550	Voltage Regulator	5.5L	Base	221.171	ALR0417-HU
S550	Voltage Regulator	5.5L	4Matic	221.186	ALR0417-HU
S600	Engine Crankshaft Position Sensor	5.5L	Base	221.176	CPS8119
S600	Manifold Absolute Pressure Sensor	5.5L	Base	221.176	PRS8211-HU
SL55 AMG	Voltage Regulator	5.5L	Base	Bosch Design, GAS, 113.995	ALR0608
SL55 AMG	Voltage Regulator	5.5L	Base	Bosch Design, GAS, 113.995	ALR0611
SL55 AMG	Ignition Coil	5.5L	Base		IGC0143
SL55 AMG	Spark Plug Wire	5.5L	Base	To Spark Plug 1B, 1, 230.472	IGC4778-HU
SL55 AMG	Spark Plug Wire	5.5L	Base	To Spark Plug 2B, 2, 230.472	IGC4778-HU
SL55 AMG	Spark Plug Wire	5.5L	Base	To Spark Plug 3A Or 3B, 3, 230.472	IGC4778-HU
SL55 AMG	Spark Plug Wire	5.5L	Base	To Spark Plug 4A Or 4B, 4, 230.472	IGC4778-HU
SL55 AMG	Spark Plug Wire	5.5L	Base	To Spark Plug 5B, 5, 230.472	IGC4778-HU
SL55 AMG	Spark Plug Wire	5.5L	Base	To Spark Plug 6A Or 6B, 6, 230.472	IGC4778-HU
SL55 AMG	Spark Plug Wire	5.5L	Base	To Spark Plug 7A or 7B, 7, 230.472	IGC4778-HU
SL55 AMG	Spark Plug Wire	5.5L	Base	To Spark Plug 8A Or 8B, 8, 230.472	IGC4778-HU
SL55 AMG	Spark Plug Wire	5.5L	Base	To Spark Plug 2A, 2, 230.472, SPECIAL ORDER ONLY	SPW4779HU-D
SL55 AMG	Spark Plug Wire	5.5L	Base	To Spark Plug 5A, 5, 230.472, SPECIAL ORDER ONLY	SPW4779HU-D
SL65 AMG	Engine Crankshaft Position Sensor	6.0L	Base	230.479	CPS8119
SL65 AMG	Manifold Absolute Pressure Sensor	6.0L	Base	230.479	PRS8211-HU
SL550	Voltage Regulator	5.5L	Base	230.471	ALR0417-HU
SL550	Fuel Pump	5.5L	Base	USA, 230.471, SPECIAL ORDER ONLY	FUP3310HU-D

Vehicle	Part Type	Engine Size	Trim	Note(s)	Part Number
<b>2008 Mercedes-Benz (cont'd)</b>					
SL600	Engine Crankshaft Position Sensor	5.5L	Base	230.477	CPS8119
SLK55 AMG	ABS Wheel Speed Sensor	5.5L	Base	W/ Harness, Front, 171.473	ABS1600-HU
SLK55 AMG	Voltage Regulator	5.5L	Base	171.473	ALR0573
SLK55 AMG	Ignition Coil	5.5L	Base		IGC0143
SLK55 AMG	Spark Plug Wire	5.5L	Base	To Spark Plug 1B, 1, 171.473	IGC4778-HU
SLK55 AMG	Spark Plug Wire	5.5L	Base	To Spark Plug 2B, 2, 171.473	IGC4778-HU
SLK55 AMG	Spark Plug Wire	5.5L	Base	To Spark Plug 3A Or 3B, 3, 171.473	IGC4778-HU
SLK55 AMG	Spark Plug Wire	5.5L	Base	To Spark Plug 4A Or 4B, 4, 171.473	IGC4778-HU
SLK55 AMG	Spark Plug Wire	5.5L	Base	To Spark Plug 5B, 5, 171.473	IGC4778-HU
SLK55 AMG	Spark Plug Wire	5.5L	Base	To Spark Plug 6A Or 6B, 6, 171.473	IGC4778-HU
SLK55 AMG	Spark Plug Wire	5.5L	Base	To Spark Plug 7A or 7B, 7, 171.473	IGC4778-HU
SLK55 AMG	Spark Plug Wire	5.5L	Base	To Spark Plug 8A Or 8B, 8, 171.473	IGC4778-HU
SLK55 AMG	Mass Air Flow Sensor	5.5L	Base	w/ OE No. A 113 094 00 48	MAF8957
SLK55 AMG	Spark Plug Wire	5.5L	Base	To Spark Plug 2A, 2, 171.473, SPECIAL ORDER ONLY	SPW4779HU-D
SLK55 AMG	Spark Plug Wire	5.5L	Base	To Spark Plug 5A, 5, 171.473, SPECIAL ORDER ONLY	SPW4779HU-D
SLK280	ABS Wheel Speed Sensor	3.0L	Base	W/ Harness, Front, 171.454	ABS1600-HU
SLK280	Engine Camshaft Position Sensor	3.0L	Base	171.454	CPS8126-HU
SLK280	Ignition Coil	3.0L	Base	171.454	IGC4041-HU
SLK280	Manifold Absolute Pressure Sensor	3.0L	Base	171.454	PRS8211-HU
SLK350	ABS Wheel Speed Sensor	3.5L	Base	W/ Harness, Front, 171.456	ABS1600-HU
SLK350	Engine Camshaft Position Sensor	3.5L	Base	171.456	CPS8126-HU
SLK350	Ignition Coil	3.5L	Base	171.456	IGC4041-HU
SLK350	Manifold Absolute Pressure Sensor	3.5L	Base	171.456	PRS8211-HU
SLR McLaren	Voltage Regulator	5.5L	Base	199.376	ALR0611
SLR McLaren	Voltage Regulator	5.5L	Base	199.476	ALR0611
SLR McLaren	Ignition Coil	5.5L	Base		IGC0143

Vehicle	Part Type	Engine Size	Trim	Note(s)	Part Number
<b>2009 Mercedes-Benz</b>					
B200	Voltage Regulator	2.0L	Base	245.233, SPECIAL ORDER ONLY	ALR0403HU-D
B200	Voltage Regulator	2.0L	Turbo	Turbocharged, 245.234, SPECIAL ORDER ONLY	ALR0403HU-D
B200	Engine Crankshaft Position Sensor	2.0L	Base	245.233	CPS8119
B200	Engine Crankshaft Position Sensor	2.0L	Turbo	245.234	CPS8119
B200	Fuel Pump Module Assembly	2.0L	Base	To Chassis: J 455997; To Date: 04/12/2008, 245.233, SPECIAL ORDER ONLY	FUP3411HU-D
B200	Fuel Pump Module Assembly	2.0L	Turbo	To Chassis: J 455997; To Date: 04/12/2008, Turbocharged, 245.234, SPECIAL ORDER ONLY	FUP3411HU-D
B200	Ignition Coil	2.0L	Base, Turbo		IGC0143
B200	Manifold Absolute Pressure Sensor	2.0L	Base	245.233	PRS8211-HU
B200	Manifold Absolute Pressure Sensor	2.0L	Turbo	245.234	PRS8211-HU
C63 AMG	ABS Wheel Speed Sensor	6.3L	Base	W/ Harness, Rear, 204.077	ABS1614-HU
C63 AMG	Voltage Regulator	6.3L	Base	204.077	ALR0417-HU
C63 AMG	Ignition Coil	6.3L	Base	204.077	IGC4042-D
C63 AMG	Manifold Absolute Pressure Sensor	6.3L	Base	204.077	PRS8211-HU
C230	ABS Wheel Speed Sensor	2.5L	Base	W/ Harness, Front, 204.052, SPECIAL ORDER ONLY	ABS1613HU-D
C230	ABS Wheel Speed Sensor	2.5L	Base	W/ Harness, Rear, 204.052	ABS1614-HU
C230	ABS Wheel Speed Sensor	2.5L	4Matic	W/ Harness, Rear, 204.085	ABS1614-HU
C230	Voltage Regulator	2.5L	4Matic	204.085	ALR0417-HU
C230	Engine Camshaft Position Sensor	2.5L	Base	204.052	CPS8126-HU
C230	Fuel Pump Module Assembly	2.5L	Base	AT RIGHT W/O LINES; BOOSTED FUEL PUMP, 204.052	FUP3448-HU
C230	Fuel Pump Module Assembly	2.5L	4Matic	AT RIGHT W/O LINES; BOOSTED FUEL PUMP, 204.085	FUP3448-HU
C230	Ignition Coil	2.5L	Base	204.052	IGC4041-HU
C230	Ignition Coil	2.5L	4Matic	204.085	IGC4041-HU

Vehicle	Part Type	Engine Size	Trim	Note(s)	Part Number
<b>2009 Mercedes-Benz (cont'd)</b>					
C230	Manifold Absolute Pressure Sensor	2.5L	Base	204.052	PRS8211-HU
C230	Manifold Absolute Pressure Sensor	2.5L	4Matic	204.085	PRS8211-HU
C300	ABS Wheel Speed Sensor	3.0L	Base, Luxury, Sport	W/ Harness, Front, 204.054, SPECIAL ORDER ONLY	ABS1613HU-D
C300	ABS Wheel Speed Sensor	3.0L	Base, Luxury, Sport	W/ Harness, Rear, 204.054	ABS1614-HU
C300	ABS Wheel Speed Sensor	3.0L	4Matic, 4Matic Luxury, 4Matic Sport	W/ Harness, Rear, 204.081	ABS1614-HU
C300	Voltage Regulator	3.0L	4Matic, 4Matic Luxury, 4Matic Sport	204.081	ALR0417-HU
C300	Engine Camshaft Position Sensor	3.0L	Base, Luxury, Sport	204.054	CPS8126-HU
C300	Fuel Pump Module Assembly	3.0L	Base, Sport	AT RIGHT W/O LINES; BOOSTED FUEL PUMP, GAS, 204.054	FUP3448-HU
C300	Fuel Pump Module Assembly	3.0L	4Matic, 4Matic Luxury, 4Matic Sport	AT RIGHT W/O LINES; BOOSTED FUEL PUMP, GAS, 204.081	FUP3448-HU
C300	Ignition Coil	3.0L	Base, Luxury, Sport	204.054	IGC4041-HU
C300	Ignition Coil	3.0L	4Matic, 4Matic Luxury, 4Matic Sport	204.081	IGC4041-HU
C300	Manifold Absolute Pressure Sensor	3.0L	Base, Luxury, Sport	204.054	PRS8211-HU
C300	Manifold Absolute Pressure Sensor	3.0L	4Matic, 4Matic Luxury, 4Matic Sport	204.081	PRS8211-HU
C350	ABS Wheel Speed Sensor	3.5L	Base, Sport	W/ Harness, Front, 204.056, SPECIAL ORDER ONLY	ABS1613HU-D
C350	ABS Wheel Speed Sensor	3.5L	Base, Sport	W/ Harness, Rear, 204.056	ABS1614-HU
C350	ABS Wheel Speed Sensor	3.5L	4Matic	W/ Harness, Rear, 204.087	ABS1614-HU
C350	Voltage Regulator	3.5L	4Matic	204.087	ALR0417-HU
C350	Fuel Pump Module Assembly	3.5L	Base, Sport	AT RIGHT W/O LINES; BOOSTED FUEL PUMP, 204.056	FUP3448-HU
C350	Fuel Pump Module Assembly	3.5L	4Matic	AT RIGHT W/O LINES; BOOSTED FUEL PUMP, 204.087	FUP3448-HU
C350	Ignition Coil	3.5L	Base, Sport	204.056	IGC4041-HU
C350	Ignition Coil	3.5L	4Matic	204.087	IGC4041-HU
C350	Manifold Absolute Pressure Sensor	3.5L	Base, Sport	204.056	PRS8211-HU



Vehicle	Part Type	Engine Size	Trim	Note(s)	Part Number
<b>2009 Mercedes-Benz (cont'd)</b>					
C350	Manifold Absolute Pressure Sensor	3.5L	4Matic	204.087	PRS8211-HU
CL63 AMG	Ignition Coil	6.3L	Base	216.377	IGC4042-D
CL63 AMG	Manifold Absolute Pressure Sensor	6.3L	Base	216.377	PRS8211-HU
CL65 AMG	Engine Crankshaft Position Sensor	6.0L	Base	216.379	CPS8119
CL65 AMG	Manifold Absolute Pressure Sensor	6.0L	Base	216.379	PRS8211-HU
CL550	Voltage Regulator	5.5L	4Matic	216.386	ALR0417-HU
CL600	Engine Crankshaft Position Sensor	5.5L	Base	216.376	CPS8119
CL600	Manifold Absolute Pressure Sensor	5.5L	Base	216.376	PRS8211-HU
CLK63 AMG	ABS Wheel Speed Sensor	6.3L	Base	W/ Harness, Front, 209.477	ABS1600-HU
CLK63 AMG	ABS Wheel Speed Sensor	6.3L	Base	W/ Harness, Rear Right, 209.477, SPECIAL ORDER ONLY	ABS1616HU-D
CLK63 AMG	Voltage Regulator	6.3L	Base	209.477	ALR0417-HU
CLK63 AMG	Ignition Coil	6.3L	Base	209.477	IGC4042-D
CLK63 AMG	Manifold Absolute Pressure Sensor	6.3L	Base	209.477	PRS8211-HU
CLK350	ABS Wheel Speed Sensor	3.5L	Base	W/ Harness, Front, 209.356	ABS1600-HU
CLK350	ABS Wheel Speed Sensor	3.5L	Base	W/ Harness, Front, 209.456	ABS1600-HU
CLK350	ABS Wheel Speed Sensor	3.5L	Base	W/ Harness, Rear Right, 209.356, SPECIAL ORDER ONLY	ABS1616HU-D
CLK350	ABS Wheel Speed Sensor	3.5L	Base	W/ Harness, Rear Right, 209.456, SPECIAL ORDER ONLY	ABS1616HU-D
CLK350	Engine Camshaft Position Sensor	3.5L	Base	209.356	CPS8126-HU
CLK350	Engine Camshaft Position Sensor	3.5L	Base	209.456	CPS8126-HU
CLK350	Ignition Coil	3.5L	Base	209.356	IGC4041-HU
CLK350	Ignition Coil	3.5L	Base	209.456	IGC4041-HU
CLK350	Manifold Absolute Pressure Sensor	3.5L	Base	209.356	PRS8211-HU
CLK350	Manifold Absolute Pressure Sensor	3.5L	Base	209.456	PRS8211-HU
CLK550	ABS Wheel Speed Sensor	5.5L	Base	W/ Harness, Front, 209.372	ABS1600-HU

Vehicle	Part Type	Engine Size	Trim	Note(s)	Part Number
<b>2009 Mercedes-Benz (cont'd)</b>					
CLK550	ABS Wheel Speed Sensor	5.5L	Base	W/ Harness, Front, 209.472	ABS1600-HU
CLK550	ABS Wheel Speed Sensor	5.5L	Base	W/ Harness, Rear Right, 209.372, SPECIAL ORDER ONLY	ABS1616HU-D
CLK550	ABS Wheel Speed Sensor	5.5L	Base	W/ Harness, Rear Right, 209.472, SPECIAL ORDER ONLY	ABS1616HU-D
CLK550	Voltage Regulator	5.5L	Base	209.372	ALR0417-HU
CLK550	Voltage Regulator	5.5L	Base	209.472	ALR0417-HU
CLS63 AMG	ABS Wheel Speed Sensor	6.3L	Base	W/ Harness, Front, 219.377, SPECIAL ORDER ONLY	ABS1603-D
CLS63 AMG	ABS Wheel Speed Sensor	6.3L	Base	W/ Harness, Rear, 219.377	ABS1607
CLS63 AMG	Voltage Regulator	6.3L	Base	219.377	ALR0417-HU
CLS63 AMG	Ignition Coil	6.3L	Base	219.377	IGC4042-D
CLS63 AMG	Manifold Absolute Pressure Sensor	6.3L	Base	219.377	PRS8211-HU
CLS550	ABS Wheel Speed Sensor	5.5L	Base	W/ Harness, Front, 219.372, SPECIAL ORDER ONLY	ABS1603-D
CLS550	ABS Wheel Speed Sensor	5.5L	Base	W/ Harness, Rear, 219.372	ABS1607
CLS550	Voltage Regulator	5.5L	Base	219.372	ALR0417-HU
CLS550	Fuel Pump Module Assembly	5.5L	Base	BOOSTED FUEL PUMP, USA, 219.372, SPECIAL ORDER ONLY	FUP3426HU-D
E63 AMG	ABS Wheel Speed Sensor	6.3L	Base	W/ Harness, Front, 211.077, SPECIAL ORDER ONLY	ABS1603-D
E63 AMG	ABS Wheel Speed Sensor	6.3L	Base	W/ Harness, Front, 211.277, SPECIAL ORDER ONLY	ABS1603-D
E63 AMG	ABS Wheel Speed Sensor	6.3L	Base	W/ Harness, Rear, 211.077	ABS1607
E63 AMG	ABS Wheel Speed Sensor	6.3L	Base	W/ Harness, Rear, 211.277	ABS1607
E63 AMG	Voltage Regulator	6.3L	Base	211.077	ALR0417-HU
E63 AMG	Voltage Regulator	6.3L	Base	211.277	ALR0417-HU
E63 AMG	Ignition Coil	6.3L	Base	211.077	IGC4042-D
E63 AMG	Ignition Coil	6.3L	Base	211.277	IGC4042-D
E63 AMG	Manifold Absolute Pressure Sensor	6.3L	Base	211.077	PRS8211-HU
E63 AMG	Manifold Absolute Pressure Sensor	6.3L	Base	211.277	PRS8211-HU

Vehicle	Part Type	Engine Size	Trim	Note(s)	Part Number
<b>2009 Mercedes-Benz (cont'd)</b>					
E300	ABS Wheel Speed Sensor	3.0L	4Matic	W/ Harness, Rear, 211.092	ABS1607
E300	Voltage Regulator	3.0L	4Matic	211.092	ALR0417-HU
E300	Fuel Pump Module Assembly	3.0L	4Matic	W/ FUEL LEVEL SENSOR; EXC PZEV EMISSION, 211.092, SPECIAL ORDER ONLY	FUP3426HU-D
E300	Ignition Coil	3.0L	4Matic	211.092	IGC4041-HU
E300	Manifold Absolute Pressure Sensor	3.0L	4Matic	211.092	PRS8211-HU
E320	ABS Wheel Speed Sensor	3.0L	Bluetec	W/ Harness, Front, 211.022, SPECIAL ORDER ONLY	ABS1603-D
E320	ABS Wheel Speed Sensor	3.0L	Bluetec	W/ Harness, Rear, 211.022	ABS1607
E320	Voltage Regulator	3.0L	Bluetec	211.022	ALR0417-HU
E320	Engine Camshaft Position Sensor	3.0L	Bluetec	With Hall-type sensor, 211.022	CPS8131
E320	Manifold Absolute Pressure Sensor	3.0L	Bluetec	211.022	PRS8211-HU
E350	ABS Wheel Speed Sensor	3.5L	Base	W/ Harness, Front, 211.056, SPECIAL ORDER ONLY	ABS1603-D
E350	ABS Wheel Speed Sensor	3.5L	Base	W/ Harness, Rear, 211.056	ABS1607
E350	ABS Wheel Speed Sensor	3.5L	4Matic	W/ Harness, Rear, 211.087	ABS1607
E350	ABS Wheel Speed Sensor	3.5L	4Matic	W/ Harness, Rear, 211.287	ABS1607
E350	Voltage Regulator	3.5L	Base	211.056	ALR0417-HU
E350	Voltage Regulator	3.5L	4Matic	211.087	ALR0417-HU
E350	Voltage Regulator	3.5L	4Matic	211.287	ALR0417-HU
E350	Engine Camshaft Position Sensor	3.5L	Base	211.056	CPS8126-HU
E350	Fuel Pump Module Assembly	3.5L	Base	W/ FLUID LEVEL SENSOR; EXC PZEV EMISSION, 211.056, SPECIAL ORDER ONLY	FUP3426HU-D
E350	Fuel Pump Module Assembly	3.5L	4Matic	W/ FLUID LEVEL SENSOR; EXC PZEV EMISSION, 211.087, SPECIAL ORDER ONLY	FUP3426HU-D
E350	Fuel Pump Module Assembly	3.5L	4Matic	W/ FLUID LEVEL SENSOR; EXC PZEV EMISSION, 211.287, SPECIAL ORDER ONLY	FUP3426HU-D
E350	Ignition Coil	3.5L	Base	211.056	IGC4041-HU

Vehicle	Part Type	Engine Size	Trim	Note(s)	Part Number
<b>2009 Mercedes-Benz (cont'd)</b>					
E350	Ignition Coil	3.5L	4Matic	211.087	IGC4041-HU
E350	Ignition Coil	3.5L	4Matic	211.287	IGC4041-HU
E350	Manifold Absolute Pressure Sensor	3.5L	Base	211.056	PRS8211-HU
E350	Manifold Absolute Pressure Sensor	3.5L	4Matic	211.087	PRS8211-HU
E350	Manifold Absolute Pressure Sensor	3.5L	4Matic	211.287	PRS8211-HU
E550	ABS Wheel Speed Sensor	5.5L	Base	W/ Harness, Front, 211.072, SPECIAL ORDER ONLY	ABS1603-D
E550	ABS Wheel Speed Sensor	5.5L	Base	W/ Harness, Rear, 211.072	ABS1607
E550	ABS Wheel Speed Sensor	5.5L	4Matic	W/ Harness, Rear, 211.090	ABS1607
E550	Voltage Regulator	5.5L	Base	211.072	ALR0417-HU
E550	Voltage Regulator	5.5L	4Matic	211.090	ALR0417-HU
E550	Fuel Pump Module Assembly	5.5L	Base	W/ FLUID LEVEL SENSOR; BOOSTED FUEL PUMP, USA, 211.072, SPECIAL ORDER ONLY	FUP3426HU-D
E550	Fuel Pump Module Assembly	5.5L	4Matic	W/ FLUID LEVEL SENSOR; BOOSTED FUEL PUMP, USA, 211.090, SPECIAL ORDER ONLY	FUP3426HU-D
G55 AMG	Ignition Coil	5.5L	Base		IGC0143
G55 AMG	Spark Plug Wire	5.5L	Base	To Spark Plug 1B, 1, 463.271	IGC4778-HU
G55 AMG	Spark Plug Wire	5.5L	Base	To Spark Plug 2B, 2, 463.271	IGC4778-HU
G55 AMG	Spark Plug Wire	5.5L	Base	To Spark Plug 3A Or 3B, 3, 463.271	IGC4778-HU
G55 AMG	Spark Plug Wire	5.5L	Base	To Spark Plug 4A Or 4B, 4, 463.271	IGC4778-HU
G55 AMG	Spark Plug Wire	5.5L	Base	To Spark Plug 5B, 5, 463.271	IGC4778-HU
G55 AMG	Spark Plug Wire	5.5L	Base	To Spark Plug 6A Or 6B, 6, 463.271	IGC4778-HU
G55 AMG	Spark Plug Wire	5.5L	Base	To Spark Plug 7A or 7B, 7, 463.271	IGC4778-HU
G55 AMG	Spark Plug Wire	5.5L	Base	To Spark Plug 8A Or 8B, 8, 463.271	IGC4778-HU
G55 AMG	Spark Plug Wire	5.5L	Base	To Spark Plug 2A, 2, 463.271, SPECIAL ORDER ONLY	SPW4779HU-D

Vehicle	Part Type	Engine Size	Trim	Note(s)	Part Number
<b>2009 Mercedes-Benz (cont'd)</b>					
G55 AMG	Spark Plug Wire	5.5L	Base	To Spark Plug 5A, 5, 463.271, SPECIAL ORDER ONLY	SPW4779HU-D
G550	Voltage Regulator	5.5L	Base	463.237	ALR0417-HU
G550	Fuel Pump	5.5L	Base	463.237, SPECIAL ORDER ONLY	FUP3309-D
GL320	ABS Wheel Speed Sensor	3.0L	Bluetec 4Matic	Rear, 164.825	ABS1604
GL320	ABS Wheel Speed Sensor Wiring Harness	3.0L	Bluetec 4Matic	Front, 164.825, SPECIAL ORDER ONLY	ABS1605
GL320	Engine Camshaft Position Sensor	3.0L	Bluetec 4Matic	With Hall-type sensor, 164.825	CPS8131
GL320	Manifold Absolute Pressure Sensor	3.0L	Bluetec 4Matic	164.825	PRS8211-HU
GL450	ABS Wheel Speed Sensor	4.7L	Base	Rear, 164.871	ABS1604
GL450	ABS Wheel Speed Sensor Wiring Harness	4.7L	Base	Front, 164.871, SPECIAL ORDER ONLY	ABS1605
GL450	Voltage Regulator	4.7L	Base	164.871	ALR0417-HU
GL450	Manifold Absolute Pressure Sensor	4.7L	Base	164.871	PRS8211-HU
GL550	ABS Wheel Speed Sensor	5.5L	Base	Rear, 164.886	ABS1604
GL550	ABS Wheel Speed Sensor Wiring Harness	5.5L	Base	Front, 164.886, SPECIAL ORDER ONLY	ABS1605
GL550	Voltage Regulator	5.5L	Base	164.886	ALR0417-HU
ML63 AMG	ABS Wheel Speed Sensor	6.3L	Base	Rear, 164.177	ABS1604
ML63 AMG	ABS Wheel Speed Sensor Wiring Harness	6.3L	Base	Front, 164.177, SPECIAL ORDER ONLY	ABS1605
ML63 AMG	Voltage Regulator	6.3L	Base	164.177	ALR0417-HU
ML63 AMG	Ignition Coil	6.3L	Base	164.177	IGC4042-D
ML63 AMG	Manifold Absolute Pressure Sensor	6.3L	Base	164.177	PRS8211-HU
ML320	ABS Wheel Speed Sensor	3.0L	Bluetec 4Matic	Rear, 164.125	ABS1604
ML320	ABS Wheel Speed Sensor Wiring Harness	3.0L	Bluetec 4Matic	Front, 164.125, SPECIAL ORDER ONLY	ABS1605
ML320	Engine Camshaft Position Sensor	3.0L	Bluetec 4Matic	With Hall-type sensor, 164.125	CPS8131
ML320	Manifold Absolute Pressure Sensor	3.0L	Bluetec 4Matic	164.125	PRS8211-HU
ML350	ABS Wheel Speed Sensor	3.5L	Base	Rear, 164.156	ABS1604

Vehicle	Part Type	Engine Size	Trim	Note(s)	Part Number
<b>2009 Mercedes-Benz (cont'd)</b>					
ML350	ABS Wheel Speed Sensor	3.5L	4Matic	Rear, 164.186	ABS1604
ML350	ABS Wheel Speed Sensor Wiring Harness	3.5L	Base	Front, 164.156, SPECIAL ORDER ONLY	ABS1605
ML350	ABS Wheel Speed Sensor Wiring Harness	3.5L	4Matic	Front, 164.186, SPECIAL ORDER ONLY	ABS1605
ML350	Voltage Regulator	3.5L	Base	164.156	ALR0417-HU
ML350	Voltage Regulator	3.5L	4Matic	164.186	ALR0417-HU
ML350	Ignition Coil	3.5L	Base	164.156	IGC4041-HU
ML350	Ignition Coil	3.5L	4Matic	164.186	IGC4041-HU
ML350	Manifold Absolute Pressure Sensor	3.5L	Base	164.156	PRS8211-HU
ML350	Manifold Absolute Pressure Sensor	3.5L	4Matic	164.186	PRS8211-HU
ML550	ABS Wheel Speed Sensor	5.5L	Base	Rear, 164.172	ABS1604
ML550	ABS Wheel Speed Sensor Wiring Harness	5.5L	Base	Front, 164.172, SPECIAL ORDER ONLY	ABS1605
ML550	Voltage Regulator	5.5L	Base	164.172	ALR0417-HU
R320	ABS Wheel Speed Sensor	3.0L	Bluetec	Rear, 251.125	ABS1604
R320	Engine Camshaft Position Sensor	3.0L	Bluetec	With Hall-type sensor, 251.125	CPS8131
R320	Manifold Absolute Pressure Sensor	3.0L	Bluetec	251.125	PRS8211-HU
R350	ABS Wheel Speed Sensor	3.5L	Base	Rear, 251.156	ABS1604
R350	ABS Wheel Speed Sensor	3.5L	4Matic	Rear, 251.165	ABS1604
R350	Voltage Regulator	3.5L	Base	251.156	ALR0417-HU
R350	Voltage Regulator	3.5L	4Matic	251.165	ALR0417-HU
R350	Ignition Coil	3.5L	Base	251.156	IGC4041-HU
R350	Ignition Coil	3.5L	4Matic	251.165	IGC4041-HU
R350	Manifold Absolute Pressure Sensor	3.5L	Base	251.156	PRS8211-HU
R350	Manifold Absolute Pressure Sensor	3.5L	4Matic	251.165	PRS8211-HU
S63 AMG	Ignition Coil	6.3L	Base	221.177	IGC4042-D
S63 AMG	Manifold Absolute Pressure Sensor	6.3L	Base	221.177	PRS8211-HU
S65 AMG	Engine Crankshaft Position Sensor	6.0L	Base	221.179	CPS8119
S65 AMG	Manifold Absolute Pressure Sensor	6.0L	Base	221.179	PRS8211-HU
S450	Voltage Regulator	4.7L	4Matic	221.084	ALR0417-HU

Vehicle	Part Type	Engine Size	Trim	Note(s)	Part Number
<b>2009 Mercedes-Benz (cont'd)</b>					
S450	Ignition Coil	4.7L	4Matic	221.084	IGC4041-HU
S450	Manifold Absolute Pressure Sensor	4.7L	4Matic	221.084	PRS8211-HU
S550	Voltage Regulator	5.5L	Base	221.171	ALR0417-HU
S550	Voltage Regulator	5.5L	4Matic	221.186	ALR0417-HU
S600	Engine Crankshaft Position Sensor	5.5L	Base	221.176	CPS8119
S600	Manifold Absolute Pressure Sensor	5.5L	Base	221.176	PRS8211-HU
SL63 AMG	Voltage Regulator	6.3L	Base	230.470	ALR0417-HU
SL63 AMG	Ignition Coil	6.3L	Base	230.470	IGC4042-D
SL63 AMG	Manifold Absolute Pressure Sensor	6.3L	Base	230.470	PRS8211-HU
SL65 AMG	ABS Wheel Speed Sensor	6.0L	Black Series	W/ Harness, Front, 230.479, SPECIAL ORDER ONLY	ABS1603-D
SL65 AMG	Engine Crankshaft Position Sensor	6.0L	Base, Black Series	230.479	CPS8119
SL65 AMG	Manifold Absolute Pressure Sensor	6.0L	Base, Black Series	230.479	PRS8211-HU
SL550	Voltage Regulator	5.5L	Base	230.471	ALR0417-HU
SL550	Fuel Pump	5.5L	Base	USA, 230.471, SPECIAL ORDER ONLY	FUP3310HU-D
SL600	Engine Crankshaft Position Sensor	5.5L	Base	230.477	CPS8119
SLK55 AMG	ABS Wheel Speed Sensor	5.5L	Base	W/ Harness, Front, 171.473	ABS1600-HU
SLK55 AMG	Voltage Regulator	5.5L	Base	171.473	ALR0573
SLK55 AMG	Ignition Coil	5.5L	Base		IGC0143
SLK55 AMG	Spark Plug Wire	5.5L	Base	To Spark Plug 1B, 1, 171.473	IGC4778-HU
SLK55 AMG	Spark Plug Wire	5.5L	Base	To Spark Plug 2B, 2, 171.473	IGC4778-HU
SLK55 AMG	Spark Plug Wire	5.5L	Base	To Spark Plug 3A Or 3B, 3, 171.473	IGC4778-HU
SLK55 AMG	Spark Plug Wire	5.5L	Base	To Spark Plug 4A Or 4B, 4, 171.473	IGC4778-HU
SLK55 AMG	Spark Plug Wire	5.5L	Base	To Spark Plug 5B, 5, 171.473	IGC4778-HU
SLK55 AMG	Spark Plug Wire	5.5L	Base	To Spark Plug 6A Or 6B, 6, 171.473	IGC4778-HU
SLK55 AMG	Spark Plug Wire	5.5L	Base	To Spark Plug 7A or 7B, 7, 171.473	IGC4778-HU
SLK55 AMG	Spark Plug Wire	5.5L	Base	To Spark Plug 8A Or 8B, 8, 171.473	IGC4778-HU
SLK55 AMG	Mass Air Flow Sensor	5.5L	Base	w/ OE No. A 113 094 00 48	MAF8957

Vehicle	Part Type	Engine Size	Trim	Note(s)	Part Number
<b>2009 Mercedes-Benz (cont'd)</b>					
SLK55 AMG	Spark Plug Wire	5.5L	Base	To Spark Plug 2A, 2, 171.473, SPECIAL ORDER ONLY	SPW4779HU-D
SLK55 AMG	Spark Plug Wire	5.5L	Base	To Spark Plug 5A, 5, 171.473, SPECIAL ORDER ONLY	SPW4779HU-D
SLK300	ABS Wheel Speed Sensor	3.0L	Base	W/ Harness, Front, 171.454	ABS1600-HU
SLK300	Engine Camshaft Position Sensor	3.0L	Base	171.454	CPS8126-HU
SLK300	Ignition Coil	3.0L	Base	171.454	IGC4041-HU
SLK300	Manifold Absolute Pressure Sensor	3.0L	Base	171.454	PRS8211-HU
SLK350	ABS Wheel Speed Sensor	3.5L	Base	W/ Harness, Front, 171.458	ABS1600-HU
SLK350	Engine Camshaft Position Sensor	3.5L	Base	171.458	CPS8126-HU
SLK350	Ignition Coil	3.5L	Base	171.458	IGC4041-HU
SLK350	Manifold Absolute Pressure Sensor	3.5L	Base	171.458	PRS8211-HU
SLR McLaren	Voltage Regulator	5.5L	Base	199.476	ALR0611
SLR McLaren	Ignition Coil	5.5L	Base		IGC0143
<b>2010 Mercedes-Benz</b>					
B200	Voltage Regulator	2.0L	Base	245.233, SPECIAL ORDER ONLY	ALR0403HU-D
B200	Voltage Regulator	2.0L	Turbo	Turbocharged, 245.234, SPECIAL ORDER ONLY	ALR0403HU-D
B200	Engine Crankshaft Position Sensor	2.0L	Base	245.233	CPS8119
B200	Engine Crankshaft Position Sensor	2.0L	Turbo	245.234	CPS8119
B200	Ignition Coil	2.0L	Base, Turbo		IGC0143
B200	Manifold Absolute Pressure Sensor	2.0L	Base	245.233	PRS8211-HU
B200	Manifold Absolute Pressure Sensor	2.0L	Turbo	245.234	PRS8211-HU
C63 AMG	ABS Wheel Speed Sensor	6.3L	Base	W/ Harness, Rear, 204.077	ABS1614-HU
C63 AMG	Voltage Regulator	6.3L	Base	204.077	ALR0417-HU
C63 AMG	Ignition Coil	6.3L	Base	204.077	IGC4042-D
C63 AMG	Manifold Absolute Pressure Sensor	6.3L	Base	204.077	PRS8211-HU
C250	ABS Wheel Speed Sensor	2.5L	Base	W/ Harness, Front, 204.052, SPECIAL ORDER ONLY	ABS1613HU-D



Vehicle	Part Type	Engine Size	Trim	Note(s)	Part Number
<b>2010 Mercedes-Benz (cont'd)</b>					
C250	ABS Wheel Speed Sensor	2.5L	Base	W/ Harness, Rear, 204.052	ABS1614-HU
C250	ABS Wheel Speed Sensor	2.5L	4Matic	W/ Harness, Rear, 204.085	ABS1614-HU
C250	Voltage Regulator	2.5L	4Matic	204.085	ALR0417-HU
C250	Engine Camshaft Position Sensor	2.5L	Base	204.052	CPS8126-HU
C250	Fuel Pump Module Assembly	2.5L	Base	AT RIGHT W/O LINES; BOOSTED FUEL PUMP, 204.052	FUP3448-HU
C250	Fuel Pump Module Assembly	2.5L	4Matic	AT RIGHT W/O LINES; BOOSTED FUEL PUMP, 204.085	FUP3448-HU
C250	Ignition Coil	2.5L	Base	204.052	IGC4041-HU
C250	Ignition Coil	2.5L	4Matic	204.085	IGC4041-HU
C250	Manifold Absolute Pressure Sensor	2.5L	Base	204.052	PRS8211-HU
C250	Manifold Absolute Pressure Sensor	2.5L	4Matic	204.085	PRS8211-HU
C300	ABS Wheel Speed Sensor	3.0L	Base, Luxury, Sport	W/ Harness, Front, 204.054, SPECIAL ORDER ONLY	ABS1613HU-D
C300	ABS Wheel Speed Sensor	3.0L	Base, Luxury, Sport	W/ Harness, Rear, 204.054	ABS1614-HU
C300	ABS Wheel Speed Sensor	3.0L	4Matic, 4Matic Luxury, 4Matic Sport	W/ Harness, Rear, 204.081	ABS1614-HU
C300	Voltage Regulator	3.0L	4Matic, 4Matic Luxury, 4Matic Sport	204.081	ALR0417-HU
C300	Engine Camshaft Position Sensor	3.0L	Base, Luxury, Sport	204.054	CPS8126-HU
C300	Fuel Pump Module Assembly	3.0L	Base, Luxury, Sport	AT RIGHT W/O LINES; BOOSTED FUEL PUMP, GAS, 204.054	FUP3448-HU
C300	Fuel Pump Module Assembly	3.0L	4Matic, 4Matic Luxury, 4Matic Sport	AT RIGHT W/O LINES; BOOSTED FUEL PUMP, GAS, 204.081	FUP3448-HU
C300	Ignition Coil	3.0L	Base, Luxury, Sport	204.054	IGC4041-HU
C300	Ignition Coil	3.0L	4Matic, 4Matic Luxury, 4Matic Sport	204.081	IGC4041-HU
C300	Manifold Absolute Pressure Sensor	3.0L	Base, Luxury, Sport	204.054	PRS8211-HU
C300	Manifold Absolute Pressure Sensor	3.0L	4Matic, 4Matic Luxury, 4Matic Sport	204.081	PRS8211-HU
C350	ABS Wheel Speed Sensor	3.5L	Base, Sport	W/ Harness, Front, 204.056, SPECIAL ORDER ONLY	ABS1613HU-D

Vehicle	Part Type	Engine Size	Trim	Note(s)	Part Number
<b>2010 Mercedes-Benz (cont'd)</b>					
C350	ABS Wheel Speed Sensor	3.5L	Base, Sport	W/ Harness, Rear, 204.056	ABS1614-HU
C350	ABS Wheel Speed Sensor	3.5L	4Matic	W/ Harness, Rear, 204.087	ABS1614-HU
C350	Voltage Regulator	3.5L	4Matic	204.087	ALR0417-HU
C350	Fuel Pump Module Assembly	3.5L	Base, Sport	AT RIGHT W/O LINES; BOOSTED FUEL PUMP, 204.056	FUP3448-HU
C350	Fuel Pump Module Assembly	3.5L	4Matic	AT RIGHT W/O LINES; BOOSTED FUEL PUMP, 204.087	FUP3448-HU
C350	Ignition Coil	3.5L	Base, Sport	204.056	IGC4041-HU
C350	Ignition Coil	3.5L	4Matic	204.087	IGC4041-HU
C350	Manifold Absolute Pressure Sensor	3.5L	Base, Sport	204.056	PRS8211-HU
C350	Manifold Absolute Pressure Sensor	3.5L	4Matic	204.087	PRS8211-HU
CL63 AMG	Ignition Coil	6.3L	Base	216.377	IGC4042-D
CL63 AMG	Manifold Absolute Pressure Sensor	6.3L	Base	216.377	PRS8211-HU
CL65 AMG	Engine Crankshaft Position Sensor	6.0L	Base	216.379	CPS8119
CL65 AMG	Manifold Absolute Pressure Sensor	6.0L	Base	216.379	PRS8211-HU
CL550	Voltage Regulator	5.5L	4Matic	216.386	ALR0417-HU
CL600	Engine Crankshaft Position Sensor	5.5L	Base	216.376	CPS8119
CL600	Manifold Absolute Pressure Sensor	5.5L	Base	216.376	PRS8211-HU
CLS63 AMG	ABS Wheel Speed Sensor	6.3L	Base	W/ Harness, Front, 219.377, SPECIAL ORDER ONLY	ABS1603-D
CLS63 AMG	ABS Wheel Speed Sensor	6.3L	Base	W/ Harness, Rear, 219.377	ABS1607
CLS63 AMG	Voltage Regulator	6.3L	Base	219.377	ALR0417-HU
CLS63 AMG	Ignition Coil	6.3L	Base	219.377	IGC4042-D
CLS63 AMG	Manifold Absolute Pressure Sensor	6.3L	Base	219.377	PRS8211-HU
CLS550	ABS Wheel Speed Sensor	5.5L	Base	W/ Harness, Front, 219.372, SPECIAL ORDER ONLY	ABS1603-D
CLS550	ABS Wheel Speed Sensor	5.5L	Base	W/ Harness, Rear, 219.372	ABS1607
CLS550	Voltage Regulator	5.5L	Base	219.372	ALR0417-HU

Vehicle	Part Type	Engine Size	Trim	Note(s)	Part Number
<b>2010 Mercedes-Benz (cont'd)</b>					
CLS550	Fuel Pump Module Assembly	5.5L	Base	BOOSTED FUEL PUMP, USA, 219.372, SPECIAL ORDER ONLY	FUP3426HU-D
E63 AMG	ABS Wheel Speed Sensor	6.3L	Base	W/ Harness, Rear, 212.077	ABS1639-HU
E63 AMG	Voltage Regulator	6.3L	Base	212.077	ALR0417-HU
E63 AMG	Ignition Coil	6.3L	Base	212.077	IGC4042-D
E63 AMG	Manifold Absolute Pressure Sensor	6.3L	Base	212.077	PRS8211-HU
E350	ABS Wheel Speed Sensor	3.5L	Base	W/ Harness, Rear, 212.056	ABS1639-HU
E350	ABS Wheel Speed Sensor	3.5L	4Matic	W/ Harness, Rear, 212.087	ABS1639-HU
E350	Voltage Regulator	3.5L	Base	212.056	ALR0417-HU
E350	Voltage Regulator	3.5L	4Matic	212.087	ALR0417-HU
E350	Fuel Pump Module Assembly	3.5L	Base	AT RIGHT W/O LINES; BOOSTED FUEL PUMP, 207.356	FUP3448-HU
E350	Fuel Pump Module Assembly	3.5L	Base	AT RIGHT W/O LINES; BOOSTED FUEL PUMP; EXC PZEV EMISSION, 212.056	FUP3448-HU
E350	Fuel Pump Module Assembly	3.5L	4Matic	AT RIGHT W/O LINES; BOOSTED FUEL PUMP; EXC PZEV EMISSION, 212.087	FUP3448-HU
E350	Ignition Coil	3.5L	Base	207.356	IGC4041-HU
E350	Ignition Coil	3.5L	Base	212.056	IGC4041-HU
E350	Ignition Coil	3.5L	4Matic	212.087	IGC4041-HU
E350	Manifold Absolute Pressure Sensor	3.5L	Base	207.356	PRS8211-HU
E350	Manifold Absolute Pressure Sensor	3.5L	Base	212.056	PRS8211-HU
E350	Manifold Absolute Pressure Sensor	3.5L	4Matic	212.087	PRS8211-HU
E550	ABS Wheel Speed Sensor	5.5L	Base	W/ Harness, Rear, 212.072	ABS1639-HU
E550	ABS Wheel Speed Sensor	5.5L	4Matic	W/ Harness, Rear, 212.090	ABS1639-HU
E550	Voltage Regulator	5.5L	Base	207.372	ALR0417-HU
E550	Voltage Regulator	5.5L	Base	212.072	ALR0417-HU
E550	Voltage Regulator	5.5L	4Matic	212.090	ALR0417-HU
E550	Fuel Pump Module Assembly	5.5L	Base	AT RIGHT W/O LINES; BOOSTED FUEL PUMP, 212.072	FUP3448-HU

Vehicle	Part Type	Engine Size	Trim	Note(s)	Part Number
<b>2010 Mercedes-Benz (cont'd)</b>					
E550	Fuel Pump Module Assembly	5.5L	4Matic	AT RIGHT W/O LINES; BOOSTED FUEL PUMP, 212.090	FUP3448-HU
E550	Fuel Pump Module Assembly	5.5L	Base	AT RIGHT W/O LINES; BOOSTED FUEL PUMP, 273.966, 207.372	FUP3448-HU
G55 AMG	Ignition Coil	5.5L	Base		IGC0143
G55 AMG	Spark Plug Wire	5.5L	Base	To Spark Plug 1B, 1, 463.271	IGC4778-HU
G55 AMG	Spark Plug Wire	5.5L	Base	To Spark Plug 2B, 2, 463.271	IGC4778-HU
G55 AMG	Spark Plug Wire	5.5L	Base	To Spark Plug 3A Or 3B, 3, 463.271	IGC4778-HU
G55 AMG	Spark Plug Wire	5.5L	Base	To Spark Plug 4A Or 4B, 4, 463.271	IGC4778-HU
G55 AMG	Spark Plug Wire	5.5L	Base	To Spark Plug 5B, 5, 463.271	IGC4778-HU
G55 AMG	Spark Plug Wire	5.5L	Base	To Spark Plug 6A Or 6B, 6, 463.271	IGC4778-HU
G55 AMG	Spark Plug Wire	5.5L	Base	To Spark Plug 7A or 7B, 7, 463.271	IGC4778-HU
G55 AMG	Spark Plug Wire	5.5L	Base	To Spark Plug 8A Or 8B, 8, 463.271	IGC4778-HU
G55 AMG	Spark Plug Wire	5.5L	Base	To Spark Plug 2A, 2, 463.271, SPECIAL ORDER ONLY	SPW4779HU-D
G55 AMG	Spark Plug Wire	5.5L	Base	To Spark Plug 5A, 5, 463.271, SPECIAL ORDER ONLY	SPW4779HU-D
G550	Voltage Regulator	5.5L	Base	463.237	ALR0417-HU
G550	Fuel Pump	5.5L	Base	463.237, SPECIAL ORDER ONLY	FUP3309-D
GL350	ABS Wheel Speed Sensor	3.0L	Bluetec 4Matic	Rear, 164.825	ABS1604
GL350	ABS Wheel Speed Sensor Wiring Harness	3.0L	Bluetec 4Matic	Front, 164.825, SPECIAL ORDER ONLY	ABS1605
GL350	Engine Camshaft Position Sensor	3.0L	Bluetec 4Matic	With Hall-type sensor, 164.825	CPS8131
GL350	Manifold Absolute Pressure Sensor	3.0L	Bluetec 4Matic	164.825	PRS8211-HU
GL450	ABS Wheel Speed Sensor	4.7L	Base	Rear, 164.871	ABS1604
GL450	ABS Wheel Speed Sensor Wiring Harness	4.7L	Base	Front, 164.871, SPECIAL ORDER ONLY	ABS1605
GL450	Voltage Regulator	4.7L	Base	164.871	ALR0417-HU

Vehicle	Part Type	Engine Size	Trim	Note(s)	Part Number
<b>2010 Mercedes-Benz (cont'd)</b>					
GL450	Manifold Absolute Pressure Sensor	4.7L	Base	164.871	PRS8211-HU
GL550	ABS Wheel Speed Sensor	5.5L	Base	Rear, 164.886	ABS1604
GL550	ABS Wheel Speed Sensor Wiring Harness	5.5L	Base	Front, 164.886, SPECIAL ORDER ONLY	ABS1605
GL550	Voltage Regulator	5.5L	Base	164.886	ALR0417-HU
GLK350	Fuel Pump Module Assembly	3.5L	Base	AT RIGHT W/O LINES; BOOSTED FUEL PUMP, 204.956	FUP3448-HU
GLK350	Fuel Pump Module Assembly	3.5L	4Matic	AT RIGHT W/O LINES; BOOSTED FUEL PUMP, 204.987	FUP3448-HU
GLK350	Ignition Coil	3.5L	Base	204.956	IGC4041-HU
GLK350	Ignition Coil	3.5L	4Matic	204.987	IGC4041-HU
GLK350	Manifold Absolute Pressure Sensor	3.5L	Base	204.956	PRS8211-HU
GLK350	Manifold Absolute Pressure Sensor	3.5L	4Matic	204.987	PRS8211-HU
ML63 AMG	ABS Wheel Speed Sensor	6.3L	Base	Rear, 164.177	ABS1604
ML63 AMG	ABS Wheel Speed Sensor Wiring Harness	6.3L	Base	Front, 164.177, SPECIAL ORDER ONLY	ABS1605
ML63 AMG	Voltage Regulator	6.3L	Base	164.177	ALR0417-HU
ML63 AMG	Ignition Coil	6.3L	Base	164.177	IGC4042-D
ML63 AMG	Manifold Absolute Pressure Sensor	6.3L	Base	164.177	PRS8211-HU
ML350	ABS Wheel Speed Sensor	3.0L	Bluetec 4Matic	Rear, 164.125	ABS1604
ML350	ABS Wheel Speed Sensor	3.5L	Base	Rear, 164.156	ABS1604
ML350	ABS Wheel Speed Sensor	3.5L	4Matic	Rear, 164.186	ABS1604
ML350	ABS Wheel Speed Sensor Wiring Harness	3.0L	Bluetec 4Matic	Front, 164.125, SPECIAL ORDER ONLY	ABS1605
ML350	ABS Wheel Speed Sensor Wiring Harness	3.5L	Base	Front, 164.156, SPECIAL ORDER ONLY	ABS1605
ML350	ABS Wheel Speed Sensor Wiring Harness	3.5L	4Matic	Front, 164.186, SPECIAL ORDER ONLY	ABS1605
ML350	Voltage Regulator	3.5L	Base	164.156	ALR0417-HU
ML350	Voltage Regulator	3.5L	4Matic	164.186	ALR0417-HU
ML350	Engine Camshaft Position Sensor	3.0L	Bluetec 4Matic	With Hall-type sensor, 164.125	CPS8131

Vehicle	Part Type	Engine Size	Trim	Note(s)	Part Number
<b>2010 Mercedes-Benz (cont'd)</b>					
ML350	Ignition Coil	3.5L	Base	164.156	IGC4041-HU
ML350	Ignition Coil	3.5L	4Matic	164.186	IGC4041-HU
ML350	Manifold Absolute Pressure Sensor	3.0L	Bluetec 4Matic	164.125	PRS8211-HU
ML350	Manifold Absolute Pressure Sensor	3.5L	Base	164.156	PRS8211-HU
ML350	Manifold Absolute Pressure Sensor	3.5L	4Matic	164.186	PRS8211-HU
ML450	ABS Wheel Speed Sensor	3.5L	Hybrid 4Matic	Rear, 164.195	ABS1604
ML450	ABS Wheel Speed Sensor Wiring Harness	3.5L	Hybrid 4Matic	Front, 164.195, SPECIAL ORDER ONLY	ABS1605
ML450	Voltage Regulator	3.5L	Hybrid 4Matic	164.195	ALR0417-HU
ML450	Ignition Coil	3.5L	Hybrid 4Matic	164.195	IGC4041-HU
ML450	Manifold Absolute Pressure Sensor	3.5L	Hybrid 4Matic	164.195	PRS8211-HU
ML550	ABS Wheel Speed Sensor	5.5L	Base	Rear, 164.172	ABS1604
ML550	ABS Wheel Speed Sensor Wiring Harness	5.5L	Base	Front, 164.172, SPECIAL ORDER ONLY	ABS1605
ML550	Voltage Regulator	5.5L	Base	164.172	ALR0417-HU
R350	ABS Wheel Speed Sensor	3.0L	Bluetec 4Matic	Rear, 251.124	ABS1604
R350	ABS Wheel Speed Sensor	3.5L	4Matic	Rear, 251.165	ABS1604
R350	Voltage Regulator	3.5L	4Matic	251.165	ALR0417-HU
R350	Engine Camshaft Position Sensor	3.0L	Bluetec 4Matic	With Hall-type sensor, 251.124	CPS8131
R350	Ignition Coil	3.5L	4Matic	251.165	IGC4041-HU
R350	Manifold Absolute Pressure Sensor	3.0L	Bluetec 4Matic	251.124	PRS8211-HU
R350	Manifold Absolute Pressure Sensor	3.5L	4Matic	251.165	PRS8211-HU
S63 AMG	Ignition Coil	6.3L	Base	221.177	IGC4042-D
S63 AMG	Manifold Absolute Pressure Sensor	6.3L	Base	221.177	PRS8211-HU
S65 AMG	Engine Crankshaft Position Sensor	6.0L	Base	221.179	CPS8119
S65 AMG	Manifold Absolute Pressure Sensor	6.0L	Base	221.179	PRS8211-HU
S400	Ignition Coil	3.5L	Hybrid	221.195	IGC4041-HU
S400	Manifold Absolute Pressure Sensor	3.5L	Hybrid	221.195	PRS8211-HU
S450	Voltage Regulator	4.7L	4Matic	221.084	ALR0417-HU
S450	Ignition Coil	4.7L	4Matic	221.084	IGC4041-HU

Vehicle	Part Type	Engine Size	Trim	Note(s)	Part Number
<b>2010 Mercedes-Benz (cont'd)</b>					
S450	Manifold Absolute Pressure Sensor	4.7L	4Matic	221.084	PRS8211-HU
S550	Voltage Regulator	5.5L	Base	221.171	ALR0417-HU
S550	Voltage Regulator	5.5L	4Matic	221.186	ALR0417-HU
S600	Engine Crankshaft Position Sensor	5.5L	Base	221.176	CPS8119
S600	Manifold Absolute Pressure Sensor	5.5L	Base	221.176	PRS8211-HU
SL63 AMG	Voltage Regulator	6.3L	Base	230.470	ALR0417-HU
SL63 AMG	Ignition Coil	6.3L	Base	230.470	IGC4042-D
SL63 AMG	Manifold Absolute Pressure Sensor	6.3L	Base	230.470	PRS8211-HU
SL65 AMG	Engine Crankshaft Position Sensor	6.0L	Base	230.479	CPS8119
SL65 AMG	Manifold Absolute Pressure Sensor	6.0L	Base	230.479	PRS8211-HU
SL550	Voltage Regulator	5.5L	Base	230.471	ALR0417-HU
SL550	Fuel Pump	5.5L	Base	230.471, SPECIAL ORDER ONLY	FUP3310HU-D
SL600	Engine Crankshaft Position Sensor	5.5L	Base	230.477	CPS8119
SLK55 AMG	ABS Wheel Speed Sensor	5.5L	Base	W/ Harness, Front, 171.473	ABS1600-HU
SLK55 AMG	Voltage Regulator	5.5L	Base	171.473	ALR0573
SLK55 AMG	Ignition Coil	5.5L	Base		IGC0143
SLK55 AMG	Spark Plug Wire	5.5L	Base	To Spark Plug 1B, 1, 171.473	IGC4778-HU
SLK55 AMG	Spark Plug Wire	5.5L	Base	To Spark Plug 2B, 2, 171.473	IGC4778-HU
SLK55 AMG	Spark Plug Wire	5.5L	Base	To Spark Plug 3A Or 3B, 3, 171.473	IGC4778-HU
SLK55 AMG	Spark Plug Wire	5.5L	Base	To Spark Plug 4A Or 4B, 4, 171.473	IGC4778-HU
SLK55 AMG	Spark Plug Wire	5.5L	Base	To Spark Plug 5B, 5, 171.473	IGC4778-HU
SLK55 AMG	Spark Plug Wire	5.5L	Base	To Spark Plug 6A Or 6B, 6, 171.473	IGC4778-HU
SLK55 AMG	Spark Plug Wire	5.5L	Base	To Spark Plug 7A or 7B, 7, 171.473	IGC4778-HU
SLK55 AMG	Spark Plug Wire	5.5L	Base	To Spark Plug 8A Or 8B, 8, 171.473	IGC4778-HU
SLK55 AMG	Mass Air Flow Sensor	5.5L	Base	w/ OE No. A 113 094 00 48	MAF8957
SLK55 AMG	Spark Plug Wire	5.5L	Base	To Spark Plug 2A, 2, 171.473, SPECIAL ORDER ONLY	SPW4779HU-D

Vehicle	Part Type	Engine Size	Trim	Note(s)	Part Number
<b>2010 Mercedes-Benz (cont'd)</b>					
SLK55 AMG	Spark Plug Wire	5.5L	Base	To Spark Plug 5A, 5, 171.473, SPECIAL ORDER ONLY	SPW4779HU-D
SLK300	ABS Wheel Speed Sensor	3.0L	Base	W/ Harness, Front, 171.454	ABS1600-HU
SLK300	Engine Camshaft Position Sensor	3.0L	Base	171.454	CPS8126-HU
SLK300	Ignition Coil	3.0L	Base	171.454	IGC4041-HU
SLK300	Manifold Absolute Pressure Sensor	3.0L	Base	171.454	PRS8211-HU
SLK350	ABS Wheel Speed Sensor	3.5L	Base	W/ Harness, Front, 171.458	ABS1600-HU
SLK350	Engine Camshaft Position Sensor	3.5L	Base	171.458	CPS8126-HU
SLK350	Ignition Coil	3.5L	Base	171.458	IGC4041-HU
SLK350	Manifold Absolute Pressure Sensor	3.5L	Base	171.458	PRS8211-HU
Sprinter 2500	ABS Wheel Speed Sensor	3.0L	Base	W/ Harness; Exc Tax Code Factory (WJ9); 1830 mm, Rear Left, 906.633, SPECIAL ORDER ONLY	ABS1619HU-D
Sprinter 2500	ABS Wheel Speed Sensor	3.0L	Base	W/ Harness; Exc Tax Code Factory (WJ9); 1830 mm, Rear Left, 906.635, SPECIAL ORDER ONLY	ABS1619HU-D
Sprinter 2500	ABS Wheel Speed Sensor	3.0L	Base	W/ Harness; Exc Tax Code Factory (WJ9); 1830 mm, Rear Left, 906.637, SPECIAL ORDER ONLY	ABS1619HU-D
Sprinter 2500	ABS Wheel Speed Sensor	3.0L	Base	W/ Harness; Exc Tax Code Factory (WJ9); 1830 mm, Rear Left, 906.733, SPECIAL ORDER ONLY	ABS1619HU-D
Sprinter 2500	ABS Wheel Speed Sensor	3.0L	Base	W/ Harness; Exc Tax Code Factory (WJ9); 1830 mm, Rear Left, 906.735, SPECIAL ORDER ONLY	ABS1619HU-D
Sprinter 2500	Voltage Regulator	3.0L	Base	65KW; 80KW; 110KW; 95KW, 906.633, SPECIAL ORDER ONLY	ALR0407HU-D



Vehicle	Part Type	Engine Size	Trim	Note(s)	Part Number
<b>2010 Mercedes-Benz (cont'd)</b>					
Sprinter 2500	Voltage Regulator	3.0L	Base	65KW; 80KW; 110KW; 95KW, 906.635, SPECIAL ORDER ONLY	ALR0407HU-D
Sprinter 2500	Voltage Regulator	3.0L	Base	65KW; 80KW; 110KW; 95KW, 906.637, SPECIAL ORDER ONLY	ALR0407HU-D
Sprinter 2500	Voltage Regulator	3.0L	Base	65KW; 80KW; 110KW; 95KW, 906.733, SPECIAL ORDER ONLY	ALR0407HU-D
Sprinter 2500	Voltage Regulator	3.0L	Base	65KW; 80KW; 110KW; 95KW, 906.735, SPECIAL ORDER ONLY	ALR0407HU-D
Sprinter 2500	Voltage Regulator	3.0L	Base	Manufacturer : Valeo, 906.633, SPECIAL ORDER ONLY	ALR0423HU-D
Sprinter 2500	Voltage Regulator	3.0L	Base	Manufacturer : Valeo, 906.635, SPECIAL ORDER ONLY	ALR0423HU-D
Sprinter 2500	Voltage Regulator	3.0L	Base	Manufacturer : Valeo, 906.637, SPECIAL ORDER ONLY	ALR0423HU-D
Sprinter 2500	Voltage Regulator	3.0L	Base	Manufacturer : Valeo, 906.733, SPECIAL ORDER ONLY	ALR0423HU-D
Sprinter 2500	Voltage Regulator	3.0L	Base	Manufacturer : Valeo, 906.735, SPECIAL ORDER ONLY	ALR0423HU-D
Sprinter 2500	Voltage Regulator	3.0L	Base	Bosch Design, 906.633	ALR0630-HU
Sprinter 2500	Voltage Regulator	3.0L	Base	Bosch Design, 906.635	ALR0630-HU
Sprinter 2500	Voltage Regulator	3.0L	Base	Bosch Design, 906.637	ALR0630-HU
Sprinter 2500	Voltage Regulator	3.0L	Base	Bosch Design, 906.733	ALR0630-HU
Sprinter 2500	Voltage Regulator	3.0L	Base	Bosch Design, 906.735	ALR0630-HU
Sprinter 2500	Diesel Glow Plug Controller	3.0L	Base	DIESEL, 906.633	GLP2158
Sprinter 2500	Diesel Glow Plug Controller	3.0L	Base	DIESEL, 906.635	GLP2158
Sprinter 2500	Diesel Glow Plug Controller	3.0L	Base	DIESEL, 906.637	GLP2158

Vehicle	Part Type	Engine Size	Trim	Note(s)	Part Number
<b>2010 Mercedes-Benz (cont'd)</b>					
Sprinter 2500	Diesel Glow Plug Controller	3.0L	Base	DIESEL, 906.733	GLP2158
Sprinter 2500	Diesel Glow Plug Controller	3.0L	Base	DIESEL, 906.735	GLP2158
Sprinter 2500	Manifold Absolute Pressure Sensor	3.0L	Base	906.633	PRS8211-HU
Sprinter 2500	Manifold Absolute Pressure Sensor	3.0L	Base	906.635	PRS8211-HU
Sprinter 2500	Manifold Absolute Pressure Sensor	3.0L	Base	906.637	PRS8211-HU
Sprinter 2500	Manifold Absolute Pressure Sensor	3.0L	Base	906.733	PRS8211-HU
Sprinter 2500	Manifold Absolute Pressure Sensor	3.0L	Base	906.735	PRS8211-HU
Sprinter 3500	Voltage Regulator	3.0L	Base	65KW; 80KW; 110KW; 95KW, 906.653, SPECIAL ORDER ONLY	ALR0407HU-D
Sprinter 3500	Voltage Regulator	3.0L	Base	65KW; 80KW; 110KW; 95KW, 906.655, SPECIAL ORDER ONLY	ALR0407HU-D
Sprinter 3500	Voltage Regulator	3.0L	Base	65KW; 80KW; 110KW; 95KW, 906.657, SPECIAL ORDER ONLY	ALR0407HU-D
Sprinter 3500	Voltage Regulator	3.0L	Base	Manufacturer : Valeo, 906.153, SPECIAL ORDER ONLY	ALR0423HU-D
Sprinter 3500	Voltage Regulator	3.0L	Base	Manufacturer : Valeo, 906.155, SPECIAL ORDER ONLY	ALR0423HU-D
Sprinter 3500	Voltage Regulator	3.0L	Base	Manufacturer : Valeo, 906.653, SPECIAL ORDER ONLY	ALR0423HU-D
Sprinter 3500	Voltage Regulator	3.0L	Base	Manufacturer : Valeo, 906.655, SPECIAL ORDER ONLY	ALR0423HU-D
Sprinter 3500	Voltage Regulator	3.0L	Base	Manufacturer : Valeo, 906.657, SPECIAL ORDER ONLY	ALR0423HU-D
Sprinter 3500	Voltage Regulator	3.0L	Base	Bosch Design, 906.153	ALR0630-HU
Sprinter 3500	Voltage Regulator	3.0L	Base	Bosch Design, 906.155	ALR0630-HU
Sprinter 3500	Voltage Regulator	3.0L	Base	Bosch Design, 906.653	ALR0630-HU

Vehicle	Part Type	Engine Size	Trim	Note(s)	Part Number
<b>2010 Mercedes-Benz (cont'd)</b>					
Sprinter 3500	Voltage Regulator	3.0L	Base	Bosch Design, 906.655	ALR0630-HU
Sprinter 3500	Voltage Regulator	3.0L	Base	Bosch Design, 906.657	ALR0630-HU
Sprinter 3500	Diesel Glow Plug Controller	3.0L	Base	DIESEL, 906.153	GLP2158
Sprinter 3500	Diesel Glow Plug Controller	3.0L	Base	DIESEL, 906.155	GLP2158
Sprinter 3500	Diesel Glow Plug Controller	3.0L	Base	DIESEL, 906.653	GLP2158
Sprinter 3500	Diesel Glow Plug Controller	3.0L	Base	DIESEL, 906.655	GLP2158
Sprinter 3500	Diesel Glow Plug Controller	3.0L	Base	DIESEL, 906.657	GLP2158
Sprinter 3500	Manifold Absolute Pressure Sensor	3.0L	Base	906.153	PRS8211-HU
Sprinter 3500	Manifold Absolute Pressure Sensor	3.0L	Base	906.155	PRS8211-HU
Sprinter 3500	Manifold Absolute Pressure Sensor	3.0L	Base	906.653	PRS8211-HU
Sprinter 3500	Manifold Absolute Pressure Sensor	3.0L	Base	906.655	PRS8211-HU
Sprinter 3500	Manifold Absolute Pressure Sensor	3.0L	Base	906.657	PRS8211-HU
<b>2011 Mercedes-Benz</b>					
B200	Voltage Regulator	2.0L	Base	245.233, SPECIAL ORDER ONLY	ALR0403HU-D
B200	Voltage Regulator	2.0L	Turbo	Turbocharged, 245.234, SPECIAL ORDER ONLY	ALR0403HU-D
B200	Engine Crankshaft Position Sensor	2.0L	Base	245.233	CPS8119
B200	Engine Crankshaft Position Sensor	2.0L	Turbo	245.234	CPS8119
B200	Ignition Coil	2.0L	Base, Turbo		IGC0143
B200	Manifold Absolute Pressure Sensor	2.0L	Base	245.233	PRS8211-HU
B200	Manifold Absolute Pressure Sensor	2.0L	Turbo	245.234	PRS8211-HU
C63 AMG	ABS Wheel Speed Sensor	6.3L	Base	W/ Harness, Rear, 204.077	ABS1614-HU
C63 AMG	Voltage Regulator	6.3L	Base	204.077	ALR0417-HU
C63 AMG	Ignition Coil	6.3L	Base	204.077	IGC4042-D
C63 AMG	Manifold Absolute Pressure Sensor	6.3L	Base	204.077	PRS8211-HU
C250	ABS Wheel Speed Sensor	2.5L	Base	W/ Harness, Front, 204.052, SPECIAL ORDER ONLY	ABS1613HU-D

Vehicle	Part Type	Engine Size	Trim	Note(s)	Part Number
<b>2011 Mercedes-Benz (cont'd)</b>					
C250	ABS Wheel Speed Sensor	2.5L	Base	W/ Harness, Rear, 204.052	ABS1614-HU
C250	ABS Wheel Speed Sensor	2.5L	4Matic	W/ Harness, Rear, 204.085	ABS1614-HU
C250	Voltage Regulator	2.5L	4Matic	204.085	ALR0417-HU
C250	Engine Camshaft Position Sensor	2.5L	Base	204.052	CPS8126-HU
C250	Fuel Pump Module Assembly	2.5L	Base	AT RIGHT W/O LINES; BOOSTED FUEL PUMP, 204.052	FUP3448-HU
C250	Fuel Pump Module Assembly	2.5L	4Matic	AT RIGHT W/O LINES; BOOSTED FUEL PUMP, 204.085	FUP3448-HU
C250	Ignition Coil	2.5L	Base	204.052	IGC4041-HU
C250	Ignition Coil	2.5L	4Matic	204.085	IGC4041-HU
C250	Manifold Absolute Pressure Sensor	2.5L	Base	204.052	PRS8211-HU
C250	Manifold Absolute Pressure Sensor	2.5L	4Matic	204.085	PRS8211-HU
C300	ABS Wheel Speed Sensor	3.0L	Luxury, Sport	W/ Harness, Front, 204.054, SPECIAL ORDER ONLY	ABS1613HU-D
C300	ABS Wheel Speed Sensor	3.0L	Luxury, Sport	W/ Harness, Rear, 204.054	ABS1614-HU
C300	ABS Wheel Speed Sensor	3.0L	4Matic, 4Matic Luxury, 4Matic Sport	W/ Harness, Rear, 204.081	ABS1614-HU
C300	Voltage Regulator	3.0L	4Matic, 4Matic Luxury, 4Matic Sport	204.081	ALR0417-HU
C300	Engine Camshaft Position Sensor	3.0L	Luxury, Sport	204.054	CPS8126-HU
C300	Fuel Pump Module Assembly	3.0L	Luxury, Sport	AT RIGHT W/O LINES; BOOSTED FUEL PUMP, GAS, 204.054	FUP3448-HU
C300	Fuel Pump Module Assembly	3.0L	4Matic, 4Matic Luxury, 4Matic Sport	AT RIGHT W/O LINES; BOOSTED FUEL PUMP, GAS, 204.081	FUP3448-HU
C300	Ignition Coil	3.0L	Luxury, Sport	204.054	IGC4041-HU
C300	Ignition Coil	3.0L	4Matic, 4Matic Luxury, 4Matic Sport	204.081	IGC4041-HU
C300	Manifold Absolute Pressure Sensor	3.0L	Luxury, Sport	204.054	PRS8211-HU
C300	Manifold Absolute Pressure Sensor	3.0L	4Matic, 4Matic Luxury, 4Matic Sport	204.081	PRS8211-HU
C350	ABS Wheel Speed Sensor	3.5L	Sport	W/ Harness, Front, 204.056, SPECIAL ORDER ONLY	ABS1613HU-D

Vehicle	Part Type	Engine Size	Trim	Note(s)	Part Number
<b>2011 Mercedes-Benz (cont'd)</b>					
C350	ABS Wheel Speed Sensor	3.5L	Sport	W/ Harness, Rear, 204.056	ABS1614-HU
C350	ABS Wheel Speed Sensor	3.5L	4Matic	W/ Harness, Rear, 204.087	ABS1614-HU
C350	Voltage Regulator	3.5L	4Matic	204.087	ALR0417-HU
C350	Fuel Pump Module Assembly	3.5L	Sport	AT RIGHT W/O LINES; BOOSTED FUEL PUMP, 204.056	FUP3448-HU
C350	Fuel Pump Module Assembly	3.5L	4Matic	AT RIGHT W/O LINES; BOOSTED FUEL PUMP, 204.087	FUP3448-HU
C350	Ignition Coil	3.5L	Sport	204.056	IGC4041-HU
C350	Ignition Coil	3.5L	4Matic	204.087	IGC4041-HU
C350	Manifold Absolute Pressure Sensor	3.5L	Sport	204.056	PRS8211-HU
C350	Manifold Absolute Pressure Sensor	3.5L	4Matic	204.087	PRS8211-HU
CL63 AMG	Ignition Coil	5.5L	Base	GAS, 216.374	IGC0184
CL65 AMG	Engine Crankshaft Position Sensor	6.0L	Base	216.379	CPS8119
CL65 AMG	Manifold Absolute Pressure Sensor	6.0L	Base	216.379	PRS8211-HU
CL550	Ignition Coil	4.7L	4Matic	GAS, 216.394	IGC0183
CL600	Engine Crankshaft Position Sensor	5.5L	Base	216.376	CPS8119
CL600	Manifold Absolute Pressure Sensor	5.5L	Base	216.376	PRS8211-HU
CLS63 AMG	ABS Wheel Speed Sensor	6.3L	Base	W/ Harness, Front, 219.377, SPECIAL ORDER ONLY	ABS1603-D
CLS63 AMG	ABS Wheel Speed Sensor	6.3L	Base	W/ Harness, Rear, 219.377	ABS1607
CLS63 AMG	Voltage Regulator	6.3L	Base	219.377	ALR0417-HU
CLS63 AMG	Ignition Coil	6.3L	Base	219.377	IGC4042-D
CLS63 AMG	Manifold Absolute Pressure Sensor	6.3L	Base	219.377	PRS8211-HU
CLS550	ABS Wheel Speed Sensor	5.5L	Base	W/ Harness, Front, 219.372, SPECIAL ORDER ONLY	ABS1603-D
CLS550	ABS Wheel Speed Sensor	5.5L	Base	W/ Harness, Rear, 219.372	ABS1607
CLS550	Voltage Regulator	5.5L	Base	219.372	ALR0417-HU
CLS550	Fuel Pump Module Assembly	5.5L	Base	BOOSTED FUEL PUMP, USA, 219.372, SPECIAL ORDER ONLY	FUP3426HU-D

Vehicle	Part Type	Engine Size	Trim	Note(s)	Part Number
<b>2011 Mercedes-Benz (cont'd)</b>					
E63 AMG	ABS Wheel Speed Sensor	6.3L	Base	W/ Harness, Rear, 212.077	ABS1639-HU
E63 AMG	Voltage Regulator	6.3L	Base	212.077	ALR0417-HU
E63 AMG	Ignition Coil	6.3L	Base	212.077	IGC4042-D
E63 AMG	Manifold Absolute Pressure Sensor	6.3L	Base	212.077	PRS8211-HU
E350	ABS Wheel Speed Sensor	3.0L	Bluetec	W/ Harness, Rear, 212.024	ABS1639-HU
E350	ABS Wheel Speed Sensor	3.5L	Base	W/ Harness, Rear, 212.056	ABS1639-HU
E350	ABS Wheel Speed Sensor	3.5L	4Matic	W/ Harness, Rear, 212.087	ABS1639-HU
E350	ABS Wheel Speed Sensor	3.5L	4Matic	W/ Harness, Rear, 212.287	ABS1639-HU
E350	Voltage Regulator	3.5L	Base	212.056	ALR0417-HU
E350	Voltage Regulator	3.5L	4Matic	212.087	ALR0417-HU
E350	Voltage Regulator	3.5L	4Matic	212.287	ALR0417-HU
E350	Engine Camshaft Position Sensor	3.0L	Bluetec	With Hall-type sensor, 212.024	CPS8131
E350	Fuel Pump Module Assembly	3.5L	Base	AT RIGHT W/O LINES; BOOSTED FUEL PUMP, 207.356	FUP3448-HU
E350	Fuel Pump Module Assembly	3.5L	Base	AT RIGHT W/O LINES; BOOSTED FUEL PUMP, 207.456	FUP3448-HU
E350	Fuel Pump Module Assembly	3.5L	Base	AT RIGHT W/O LINES; BOOSTED FUEL PUMP; EXC PZEV EMISSION, 212.056	FUP3448-HU
E350	Fuel Pump Module Assembly	3.5L	4Matic	AT RIGHT W/O LINES; BOOSTED FUEL PUMP; EXC PZEV EMISSION, 212.087	FUP3448-HU
E350	Fuel Pump Module Assembly	3.5L	4Matic	AT RIGHT W/O LINES; BOOSTED FUEL PUMP; EXC PZEV EMISSION, 212.287	FUP3448-HU
E350	Ignition Coil	3.5L	Base	207.356	IGC4041-HU
E350	Ignition Coil	3.5L	Base	207.456	IGC4041-HU
E350	Ignition Coil	3.5L	Base	212.056	IGC4041-HU
E350	Ignition Coil	3.5L	4Matic	212.087	IGC4041-HU
E350	Ignition Coil	3.5L	4Matic	212.287	IGC4041-HU
E350	Manifold Absolute Pressure Sensor	3.5L	Base	207.356	PRS8211-HU

Vehicle	Part Type	Engine Size	Trim	Note(s)	Part Number
<b>2011 Mercedes-Benz (cont'd)</b>					
E350	Manifold Absolute Pressure Sensor	3.5L	Base	207.456	PRS8211-HU
E350	Manifold Absolute Pressure Sensor	3.0L	Bluetec	212.024	PRS8211-HU
E350	Manifold Absolute Pressure Sensor	3.5L	Base	212.056	PRS8211-HU
E350	Manifold Absolute Pressure Sensor	3.5L	4Matic	212.087	PRS8211-HU
E350	Manifold Absolute Pressure Sensor	3.5L	4Matic	212.287	PRS8211-HU
E550	ABS Wheel Speed Sensor	5.5L	Base	W/ Harness, Rear, 212.072	ABS1639-HU
E550	ABS Wheel Speed Sensor	5.5L	4Matic	W/ Harness, Rear, 212.090	ABS1639-HU
E550	Voltage Regulator	5.5L	Base	207.372	ALR0417-HU
E550	Voltage Regulator	5.5L	Base	207.472	ALR0417-HU
E550	Voltage Regulator	5.5L	Base	212.072	ALR0417-HU
E550	Voltage Regulator	5.5L	4Matic	212.090	ALR0417-HU
E550	Fuel Pump Module Assembly	5.5L	Base	AT RIGHT W/O LINES; BOOSTED FUEL PUMP, 212.072	FUP3448-HU
E550	Fuel Pump Module Assembly	5.5L	4Matic	AT RIGHT W/O LINES; BOOSTED FUEL PUMP, 212.090	FUP3448-HU
E550	Fuel Pump Module Assembly	5.5L	Base	AT RIGHT W/O LINES; BOOSTED FUEL PUMP, 273.966, 207.372	FUP3448-HU
E550	Fuel Pump Module Assembly	5.5L	Base	AT RIGHT W/O LINES; BOOSTED FUEL PUMP, 273.966, 207.472	FUP3448-HU
G55 AMG	Ignition Coil	5.5L	Base		IGC0143
G55 AMG	Spark Plug Wire	5.5L	Base	To Spark Plug 1B, 1, 463.271	IGC4778-HU
G55 AMG	Spark Plug Wire	5.5L	Base	To Spark Plug 2B, 2, 463.271	IGC4778-HU
G55 AMG	Spark Plug Wire	5.5L	Base	To Spark Plug 3A Or 3B, 3, 463.271	IGC4778-HU
G55 AMG	Spark Plug Wire	5.5L	Base	To Spark Plug 4A Or 4B, 4, 463.271	IGC4778-HU
G55 AMG	Spark Plug Wire	5.5L	Base	To Spark Plug 5B, 5, 463.271	IGC4778-HU
G55 AMG	Spark Plug Wire	5.5L	Base	To Spark Plug 6A Or 6B, 6, 463.271	IGC4778-HU
G55 AMG	Spark Plug Wire	5.5L	Base	To Spark Plug 7A or 7B, 7, 463.271	IGC4778-HU

Vehicle	Part Type	Engine Size	Trim	Note(s)	Part Number
<b>2011 Mercedes-Benz (cont'd)</b>					
G55 AMG	Spark Plug Wire	5.5L	Base	To Spark Plug 8A Or 8B, 8, 463.271	IGC4778-HU
G55 AMG	Spark Plug Wire	5.5L	Base	To Spark Plug 2A, 2, 463.271, SPECIAL ORDER ONLY	SPW4779HU-D
G55 AMG	Spark Plug Wire	5.5L	Base	To Spark Plug 5A, 5, 463.271, SPECIAL ORDER ONLY	SPW4779HU-D
G550	Voltage Regulator	5.5L	Base	463.237	ALR0417-HU
G550	Fuel Pump	5.5L	Base	463.237, SPECIAL ORDER ONLY	FUP3309-D
GL350	ABS Wheel Speed Sensor	3.0L	Bluetec 4Matic	Rear, 164.825	ABS1604
GL350	ABS Wheel Speed Sensor Wiring Harness	3.0L	Bluetec 4Matic	Front, 164.825, SPECIAL ORDER ONLY	ABS1605
GL350	Engine Camshaft Position Sensor	3.0L	Bluetec 4Matic	With Hall-type sensor, 164.825	CPS8131
GL350	Manifold Absolute Pressure Sensor	3.0L	Bluetec 4Matic	164.825	PRS8211-HU
GL450	ABS Wheel Speed Sensor	4.7L	Base	Rear, 164.871	ABS1604
GL450	ABS Wheel Speed Sensor Wiring Harness	4.7L	Base	Front, 164.871, SPECIAL ORDER ONLY	ABS1605
GL450	Voltage Regulator	4.7L	Base	164.871	ALR0417-HU
GL450	Manifold Absolute Pressure Sensor	4.7L	Base	164.871	PRS8211-HU
GL550	ABS Wheel Speed Sensor	5.5L	Base	Rear, 164.886	ABS1604
GL550	ABS Wheel Speed Sensor Wiring Harness	5.5L	Base	Front, 164.886, SPECIAL ORDER ONLY	ABS1605
GL550	Voltage Regulator	5.5L	Base	164.886	ALR0417-HU
GLK350	Fuel Pump Module Assembly	3.5L	Base	AT RIGHT W/O LINES; BOOSTED FUEL PUMP, 204.956	FUP3448-HU
GLK350	Fuel Pump Module Assembly	3.5L	4Matic	AT RIGHT W/O LINES; BOOSTED FUEL PUMP, 204.987	FUP3448-HU
GLK350	Ignition Coil	3.5L	Base	204.956	IGC4041-HU
GLK350	Ignition Coil	3.5L	4Matic	204.987	IGC4041-HU
GLK350	Manifold Absolute Pressure Sensor	3.5L	Base	204.956	PRS8211-HU
GLK350	Manifold Absolute Pressure Sensor	3.5L	4Matic	204.987	PRS8211-HU



Vehicle	Part Type	Engine Size	Trim	Note(s)	Part Number
<b>2011 Mercedes-Benz (cont'd)</b>					
ML63 AMG	ABS Wheel Speed Sensor	6.3L	Base	Rear, 164.177	ABS1604
ML63 AMG	ABS Wheel Speed Sensor Wiring Harness	6.3L	Base	Front, 164.177, SPECIAL ORDER ONLY	ABS1605
ML63 AMG	Voltage Regulator	6.3L	Base	164.177	ALR0417-HU
ML63 AMG	Ignition Coil	6.3L	Base	164.177	IGC4042-D
ML63 AMG	Manifold Absolute Pressure Sensor	6.3L	Base	164.177	PRS8211-HU
ML350	ABS Wheel Speed Sensor	3.0L	Bluetec 4Matic	Rear, 164.125	ABS1604
ML350	ABS Wheel Speed Sensor	3.5L	Base	Rear, 164.156	ABS1604
ML350	ABS Wheel Speed Sensor	3.5L	4Matic	Rear, 164.186	ABS1604
ML350	ABS Wheel Speed Sensor Wiring Harness	3.0L	Bluetec 4Matic	Front, 164.125, SPECIAL ORDER ONLY	ABS1605
ML350	ABS Wheel Speed Sensor Wiring Harness	3.5L	Base	Front, 164.156, SPECIAL ORDER ONLY	ABS1605
ML350	ABS Wheel Speed Sensor Wiring Harness	3.5L	4Matic	Front, 164.186, SPECIAL ORDER ONLY	ABS1605
ML350	Voltage Regulator	3.5L	Base	164.156	ALR0417-HU
ML350	Voltage Regulator	3.5L	4Matic	164.186	ALR0417-HU
ML350	Engine Camshaft Position Sensor	3.0L	Bluetec 4Matic	With Hall-type sensor, 164.125	CPS8131
ML350	Ignition Coil	3.5L	Base	164.156	IGC4041-HU
ML350	Ignition Coil	3.5L	4Matic	164.186	IGC4041-HU
ML350	Manifold Absolute Pressure Sensor	3.0L	Bluetec 4Matic	164.125	PRS8211-HU
ML350	Manifold Absolute Pressure Sensor	3.5L	Base	164.156	PRS8211-HU
ML350	Manifold Absolute Pressure Sensor	3.5L	4Matic	164.186	PRS8211-HU
ML450	ABS Wheel Speed Sensor	3.5L	Hybrid 4Matic	Rear, 164.195	ABS1604
ML450	ABS Wheel Speed Sensor Wiring Harness	3.5L	Hybrid 4Matic	Front, 164.195, SPECIAL ORDER ONLY	ABS1605
ML450	Voltage Regulator	3.5L	Hybrid 4Matic	164.195	ALR0417-HU
ML450	Ignition Coil	3.5L	Hybrid 4Matic	164.195	IGC4041-HU
ML450	Manifold Absolute Pressure Sensor	3.5L	Hybrid 4Matic	164.195	PRS8211-HU
ML550	ABS Wheel Speed Sensor	5.5L	Base	Rear, 164.172	ABS1604

Vehicle	Part Type	Engine Size	Trim	Note(s)	Part Number
<b>2011 Mercedes-Benz (cont'd)</b>					
ML550	ABS Wheel Speed Sensor Wiring Harness	5.5L	Base	Front, 164.172, SPECIAL ORDER ONLY	ABS1605
ML550	Voltage Regulator	5.5L	Base	164.172	ALR0417-HU
R350	ABS Wheel Speed Sensor	3.0L	Bluetec 4Matic	Rear, 251.125	ABS1604
R350	ABS Wheel Speed Sensor	3.5L	4Matic	Rear, 251.165	ABS1604
R350	Voltage Regulator	3.5L	4Matic	251.165	ALR0417-HU
R350	Engine Crankshaft Position Sensor	3.0L	Bluetec 4Matic	With Hall-type sensor, 251.125	CPS8131
R350	Ignition Coil	3.5L	4Matic	251.165	IGC4041-HU
R350	Manifold Absolute Pressure Sensor	3.0L	Bluetec 4Matic	251.125	PRS8211-HU
R350	Manifold Absolute Pressure Sensor	3.5L	4Matic	251.165	PRS8211-HU
S63 AMG	Ignition Coil	5.5L	Base	GAS, 221.174	IGC0184
S65 AMG	Engine Crankshaft Position Sensor	6.0L	Base	221.179	CPS8119
S65 AMG	Manifold Absolute Pressure Sensor	6.0L	Base	221.179	PRS8211-HU
S400	Ignition Coil	3.5L	Hybrid	221.195	IGC4041-HU
S400	Manifold Absolute Pressure Sensor	3.5L	Hybrid	221.195	PRS8211-HU
S450	Voltage Regulator	4.7L	4Matic	221.084	ALR0417-HU
S450	Ignition Coil	4.7L	4Matic	221.084	IGC4041-HU
S450	Manifold Absolute Pressure Sensor	4.7L	4Matic	221.084	PRS8211-HU
S550	Voltage Regulator	5.5L	Base	221.171	ALR0417-HU
S550	Voltage Regulator	5.5L	4Matic	221.186	ALR0417-HU
S600	Engine Crankshaft Position Sensor	5.5L	Base	221.176	CPS8119
S600	Manifold Absolute Pressure Sensor	5.5L	Base	221.176	PRS8211-HU
SL63 AMG	Voltage Regulator	6.3L	Base	230.470	ALR0417-HU
SL63 AMG	Ignition Coil	6.3L	Base	230.470	IGC4042-D
SL63 AMG	Manifold Absolute Pressure Sensor	6.3L	Base	230.470	PRS8211-HU
SL65 AMG	Engine Crankshaft Position Sensor	6.0L	Base	230.479	CPS8119
SL65 AMG	Manifold Absolute Pressure Sensor	6.0L	Base	230.479	PRS8211-HU
SL550	Voltage Regulator	5.5L	Base	230.471	ALR0417-HU
SL550	Fuel Pump	5.5L	Base	USA, 230.471, SPECIAL ORDER ONLY	FUP3310HU-D
SL600	Engine Crankshaft Position Sensor	5.5L	Base	230.477	CPS8119

Vehicle	Part Type	Engine Size	Trim	Note(s)	Part Number
<b>2011 Mercedes-Benz (cont'd)</b>					
SLK55 AMG	ABS Wheel Speed Sensor	5.5L	Base	W/ Harness, Front, 171.473	ABS1600-HU
SLK55 AMG	Voltage Regulator	5.5L	Base	171.473	ALR0573
SLK55 AMG	Ignition Coil	5.5L	Base		IGC0143
SLK55 AMG	Spark Plug Wire	5.5L	Base	To Spark Plug 1B, 1, 171.473	IGC4778-HU
SLK55 AMG	Spark Plug Wire	5.5L	Base	To Spark Plug 2B, 2, 171.473	IGC4778-HU
SLK55 AMG	Spark Plug Wire	5.5L	Base	To Spark Plug 3A Or 3B, 3, 171.473	IGC4778-HU
SLK55 AMG	Spark Plug Wire	5.5L	Base	To Spark Plug 4A Or 4B, 4, 171.473	IGC4778-HU
SLK55 AMG	Spark Plug Wire	5.5L	Base	To Spark Plug 5B, 5, 171.473	IGC4778-HU
SLK55 AMG	Spark Plug Wire	5.5L	Base	To Spark Plug 6A Or 6B, 6, 171.473	IGC4778-HU
SLK55 AMG	Spark Plug Wire	5.5L	Base	To Spark Plug 7A or 7B, 7, 171.473	IGC4778-HU
SLK55 AMG	Spark Plug Wire	5.5L	Base	To Spark Plug 8A Or 8B, 8, 171.473	IGC4778-HU
SLK55 AMG	Mass Air Flow Sensor	5.5L	Base	w/ OE No. A 113 094 00 48	MAF8957
SLK55 AMG	Spark Plug Wire	5.5L	Base	To Spark Plug 2A, 2, 171.473, SPECIAL ORDER ONLY	SPW4779HU-D
SLK55 AMG	Spark Plug Wire	5.5L	Base	To Spark Plug 5A, 5, 171.473, SPECIAL ORDER ONLY	SPW4779HU-D
SLK300	ABS Wheel Speed Sensor	3.0L	Base	W/ Harness, Front, 171.454	ABS1600-HU
SLK300	Engine Camshaft Position Sensor	3.0L	Base	171.454	CPS8126-HU
SLK300	Ignition Coil	3.0L	Base	171.454	IGC4041-HU
SLK300	Manifold Absolute Pressure Sensor	3.0L	Base	171.454	PRS8211-HU
SLK350	ABS Wheel Speed Sensor	3.5L	Base	W/ Harness, Front, 171.458	ABS1600-HU
SLK350	Engine Camshaft Position Sensor	3.5L	Base	171.458	CPS8126-HU
SLK350	Ignition Coil	3.5L	Base	171.458	IGC4041-HU
SLK350	Manifold Absolute Pressure Sensor	3.5L	Base	171.458	PRS8211-HU
SLS AMG	Ignition Coil	6.3L	Base	197.377	IGC4042-D
SLS AMG	Manifold Absolute Pressure Sensor	6.3L	Base	197.377	PRS8211-HU

Vehicle	Part Type	Engine Size	Trim	Note(s)	Part Number
<b>2011 Mercedes-Benz (cont'd)</b>					
Sprinter 2500	ABS Wheel Speed Sensor	3.0L	Base	W/ Harness; Exc Tax Code Factory (WJ9); 1830 mm, Rear Left, 906.633, SPECIAL ORDER ONLY	ABS1619HU-D
Sprinter 2500	ABS Wheel Speed Sensor	3.0L	Base	W/ Harness; Exc Tax Code Factory (WJ9); 1830 mm, Rear Left, 906.635, SPECIAL ORDER ONLY	ABS1619HU-D
Sprinter 2500	ABS Wheel Speed Sensor	3.0L	Base	W/ Harness; Exc Tax Code Factory (WJ9); 1830 mm, Rear Left, 906.637, SPECIAL ORDER ONLY	ABS1619HU-D
Sprinter 2500	ABS Wheel Speed Sensor	3.0L	Base	W/ Harness; Exc Tax Code Factory (WJ9); 1830 mm, Rear Left, 906.733, SPECIAL ORDER ONLY	ABS1619HU-D
Sprinter 2500	ABS Wheel Speed Sensor	3.0L	Base	W/ Harness; Exc Tax Code Factory (WJ9); 1830 mm, Rear Left, 906.735, SPECIAL ORDER ONLY	ABS1619HU-D
Sprinter 2500	Voltage Regulator	3.0L	Base	65KW; 80KW; 110KW; 95KW, 906.633, SPECIAL ORDER ONLY	ALR0407HU-D
Sprinter 2500	Voltage Regulator	3.0L	Base	65KW; 80KW; 110KW; 95KW, 906.635, SPECIAL ORDER ONLY	ALR0407HU-D
Sprinter 2500	Voltage Regulator	3.0L	Base	65KW; 80KW; 110KW; 95KW, 906.637, SPECIAL ORDER ONLY	ALR0407HU-D
Sprinter 2500	Voltage Regulator	3.0L	Base	65KW; 80KW; 110KW; 95KW, 906.733, SPECIAL ORDER ONLY	ALR0407HU-D
Sprinter 2500	Voltage Regulator	3.0L	Base	65KW; 80KW; 110KW; 95KW, 906.735, SPECIAL ORDER ONLY	ALR0407HU-D
Sprinter 2500	Voltage Regulator	3.0L	Base	Manufacturer : Valeo, 906.633, SPECIAL ORDER ONLY	ALR0423HU-D

Vehicle	Part Type	Engine Size	Trim	Note(s)	Part Number
<b>2011 Mercedes-Benz (cont'd)</b>					
Sprinter 2500	Voltage Regulator	3.0L	Base	Manufacturer : Valeo, 906.635, SPECIAL ORDER ONLY	ALR0423HU-D
Sprinter 2500	Voltage Regulator	3.0L	Base	Manufacturer : Valeo, 906.637, SPECIAL ORDER ONLY	ALR0423HU-D
Sprinter 2500	Voltage Regulator	3.0L	Base	Manufacturer : Valeo, 906.733, SPECIAL ORDER ONLY	ALR0423HU-D
Sprinter 2500	Voltage Regulator	3.0L	Base	Manufacturer : Valeo, 906.735, SPECIAL ORDER ONLY	ALR0423HU-D
Sprinter 2500	Voltage Regulator	3.0L	Base	Bosch Design, 906.633	ALR0630-HU
Sprinter 2500	Voltage Regulator	3.0L	Base	Bosch Design, 906.635	ALR0630-HU
Sprinter 2500	Voltage Regulator	3.0L	Base	Bosch Design, 906.637	ALR0630-HU
Sprinter 2500	Voltage Regulator	3.0L	Base	Bosch Design, 906.733	ALR0630-HU
Sprinter 2500	Voltage Regulator	3.0L	Base	Bosch Design, 906.735	ALR0630-HU
Sprinter 2500	Diesel Glow Plug Controller	3.0L	Base	DIESEL, 906.633	GLP2158
Sprinter 2500	Diesel Glow Plug Controller	3.0L	Base	DIESEL, 906.635	GLP2158
Sprinter 2500	Diesel Glow Plug Controller	3.0L	Base	DIESEL, 906.637	GLP2158
Sprinter 2500	Diesel Glow Plug Controller	3.0L	Base	DIESEL, 906.733	GLP2158
Sprinter 2500	Diesel Glow Plug Controller	3.0L	Base	DIESEL, 906.735	GLP2158
Sprinter 2500	Manifold Absolute Pressure Sensor	3.0L	Base	906.633	PRS8211-HU
Sprinter 2500	Manifold Absolute Pressure Sensor	3.0L	Base	906.635	PRS8211-HU
Sprinter 2500	Manifold Absolute Pressure Sensor	3.0L	Base	906.637	PRS8211-HU
Sprinter 2500	Manifold Absolute Pressure Sensor	3.0L	Base	906.733	PRS8211-HU
Sprinter 2500	Manifold Absolute Pressure Sensor	3.0L	Base	906.735	PRS8211-HU
Sprinter 3500	Voltage Regulator	3.0L	Base	65KW; 80KW; 110KW; 95KW, 906.653, SPECIAL ORDER ONLY	ALR0407HU-D

Vehicle	Part Type	Engine Size	Trim	Note(s)	Part Number
<b>2011 Mercedes-Benz (cont'd)</b>					
Sprinter 3500	Voltage Regulator	3.0L	Base	65KW; 80KW; 110KW; 95KW, 906.655, SPECIAL ORDER ONLY	ALR0407HU-D
Sprinter 3500	Voltage Regulator	3.0L	Base	65KW; 80KW; 110KW; 95KW, 906.657, SPECIAL ORDER ONLY	ALR0407HU-D
Sprinter 3500	Voltage Regulator	3.0L	Base	Manufacturer : Valeo, 906.153, SPECIAL ORDER ONLY	ALR0423HU-D
Sprinter 3500	Voltage Regulator	3.0L	Base	Manufacturer : Valeo, 906.155, SPECIAL ORDER ONLY	ALR0423HU-D
Sprinter 3500	Voltage Regulator	3.0L	Base	Manufacturer : Valeo, 906.653, SPECIAL ORDER ONLY	ALR0423HU-D
Sprinter 3500	Voltage Regulator	3.0L	Base	Manufacturer : Valeo, 906.655, SPECIAL ORDER ONLY	ALR0423HU-D
Sprinter 3500	Voltage Regulator	3.0L	Base	Manufacturer : Valeo, 906.657, SPECIAL ORDER ONLY	ALR0423HU-D
Sprinter 3500	Voltage Regulator	3.0L	Base	Bosch Design, 906.153	ALR0630-HU
Sprinter 3500	Voltage Regulator	3.0L	Base	Bosch Design, 906.155	ALR0630-HU
Sprinter 3500	Voltage Regulator	3.0L	Base	Bosch Design, 906.653	ALR0630-HU
Sprinter 3500	Voltage Regulator	3.0L	Base	Bosch Design, 906.655	ALR0630-HU
Sprinter 3500	Voltage Regulator	3.0L	Base	Bosch Design, 906.657	ALR0630-HU
Sprinter 3500	Diesel Glow Plug Controller	3.0L	Base	DIESEL, 906.153	GLP2158
Sprinter 3500	Diesel Glow Plug Controller	3.0L	Base	DIESEL, 906.155	GLP2158
Sprinter 3500	Diesel Glow Plug Controller	3.0L	Base	DIESEL, 906.653	GLP2158
Sprinter 3500	Diesel Glow Plug Controller	3.0L	Base	DIESEL, 906.655	GLP2158
Sprinter 3500	Diesel Glow Plug Controller	3.0L	Base	DIESEL, 906.657	GLP2158
Sprinter 3500	Manifold Absolute Pressure Sensor	3.0L	Base	906.153	PRS8211-HU
Sprinter 3500	Manifold Absolute Pressure Sensor	3.0L	Base	906.155	PRS8211-HU

Vehicle	Part Type	Engine Size	Trim	Note(s)	Part Number
<b>2011 Mercedes-Benz (cont'd)</b>					
Sprinter 3500	Manifold Absolute Pressure Sensor	3.0L	Base	906.653	PRS8211-HU
Sprinter 3500	Manifold Absolute Pressure Sensor	3.0L	Base	906.655	PRS8211-HU
Sprinter 3500	Manifold Absolute Pressure Sensor	3.0L	Base	906.657	PRS8211-HU
<b>2012 Mercedes-Benz</b>					
C63 AMG	ABS Wheel Speed Sensor	6.3L	Base	W/ Harness, Rear, 204.077	ABS1614-HU
C63 AMG	ABS Wheel Speed Sensor	6.3L	Base	W/ Harness, Rear, 204.377	ABS1614-HU
C63 AMG	Voltage Regulator	6.3L	Base	204.077	ALR0417-HU
C63 AMG	Voltage Regulator	6.3L	Base, Black Series	204.377	ALR0417-HU
C63 AMG	Ignition Coil	6.3L	Base	204.077	IGC4042-D
C63 AMG	Ignition Coil	6.3L	Base, Black Series	204.377	IGC4042-D
C63 AMG	Manifold Absolute Pressure Sensor	6.3L	Base	204.077	PRS8211-HU
C63 AMG	Manifold Absolute Pressure Sensor	6.3L	Base, Black Series	204.377	PRS8211-HU
C250	ABS Wheel Speed Sensor	1.8L	Luxury, Sport	W/ Harness, Rear, 204.047	ABS1614-HU
C250	ABS Wheel Speed Sensor	2.5L	4Matic	W/ Harness, Rear, 204.085	ABS1614-HU
C250	ABS Wheel Speed Sensor	1.8L	Base	W/ Harness, Rear, 204.347	ABS1614-HU
C250	ABS Wheel Speed Sensor	1.8L	Luxury, Sport	W/ Harness, Front, 204.047, SPECIAL ORDER ONLY	ABS1615HU-D
C250	ABS Wheel Speed Sensor	1.8L	Base	W/ Harness, Front, 204.347, SPECIAL ORDER ONLY	ABS1615HU-D
C250	Voltage Regulator	1.8L, 2.5L	4Matic, Base	204.085	ALR0417-HU
C250	Voltage Regulator	1.8L	Luxury, Sport	204.047, SPECIAL ORDER ONLY	ALR0420HU-D
C250	Voltage Regulator	1.8L	Base	204.347, SPECIAL ORDER ONLY	ALR0420HU-D
C250	Fuel Pump Module Assembly	1.8L	Luxury, Sport	AT RIGHT W/O LINES; BOOSTED FUEL PUMP, 204.047	FUP3448-HU
C250	Fuel Pump Module Assembly	2.5L	4Matic	AT RIGHT W/O LINES; BOOSTED FUEL PUMP, 204.085	FUP3448-HU
C250	Ignition Coil	1.8L	Luxury, Sport	GAS, 204.047	IGC0188
C250	Ignition Coil	1.8L	Base	GAS, 204.347	IGC0188
C250	Ignition Coil	1.8L, 2.5L	4Matic, Base	204.085	IGC4041-HU

Vehicle	Part Type	Engine Size	Trim	Note(s)	Part Number
<b>2012 Mercedes-Benz (cont'd)</b>					
C250	Manifold Absolute Pressure Sensor	1.8L	Luxury, Sport	204.047	PRS8211-HU
C250	Manifold Absolute Pressure Sensor	1.8L, 2.5L	4Matic, Base	204.085	PRS8211-HU
C250	Manifold Absolute Pressure Sensor	1.8L	Base	204.347	PRS8211-HU
C300	ABS Wheel Speed Sensor	3.0L	4Matic, 4Matic Luxury, 4Matic Sport	W/ Harness, Rear, 204.081	ABS1614-HU
C300	Voltage Regulator	3.0L	4Matic, 4Matic Luxury, 4Matic Sport	204.081	ALR0417-HU
C300	Fuel Pump Module Assembly	3.0L	4Matic, 4Matic Luxury, 4Matic Sport	AT RIGHT W/O LINES; BOOSTED FUEL PUMP, 204.081	FUP3448-HU
C300	Ignition Coil	3.0L	4Matic, 4Matic Luxury, 4Matic Sport	204.081	IGC4041-HU
C300	Manifold Absolute Pressure Sensor	3.0L	4Matic, 4Matic Luxury, 4Matic Sport	204.081	PRS8211-HU
C350	ABS Wheel Speed Sensor	3.5L	Base, Sport	W/ Harness, Rear, 204.057	ABS1614-HU
C350	ABS Wheel Speed Sensor	3.5L	Base	W/ Harness, Rear, 204.357	ABS1614-HU
C350	ABS Wheel Speed Sensor	3.5L	4Matic	W/ Harness, Rear, 204.388	ABS1614-HU
C350	ABS Wheel Speed Sensor	3.5L	Base, Sport	W/ Harness, Front, 204.057, SPECIAL ORDER ONLY	ABS1615HU-D
C350	ABS Wheel Speed Sensor	3.5L	Base	W/ Harness, Front, 204.357, SPECIAL ORDER ONLY	ABS1615HU-D
C350	Ignition Coil	3.5L	Base, Sport	W/O Protective Hose, GAS, 204.057	IGC0183
C350	Ignition Coil	3.5L	Base	W/O Protective Hose, GAS, 204.357	IGC0183
C350	Ignition Coil	3.5L	4Matic	W/O Protective Hose, GAS, 204.388	IGC0183
C350	Ignition Coil	3.5L	Base, Sport	W/ Protective Hose, GAS, 204.057	IGC0184
C350	Ignition Coil	3.5L	Base	W/ Protective Hose, GAS, 204.357	IGC0184
C350	Ignition Coil	3.5L	4Matic	W/ Protective Hose, GAS, 204.388	IGC0184
CL63 AMG	Ignition Coil	5.5L	Base	GAS, 216.374	IGC0184
CL65 AMG	Engine Crankshaft Position Sensor	6.0L	Base	216.379	CPS8119



Vehicle	Part Type	Engine Size	Trim	Note(s)	Part Number
<b>2012 Mercedes-Benz (cont'd)</b>					
CL65 AMG	Manifold Absolute Pressure Sensor	6.0L	Base	216.379	PRS8211-HU
CL550	Ignition Coil	4.7L	4Matic	GAS, 216.394	IGC0183
CL600	Engine Crankshaft Position Sensor	5.5L	Base	216.376	CPS8119
CL600	Manifold Absolute Pressure Sensor	5.5L	Base	216.376	PRS8211-HU
CLS63 AMG	ABS Wheel Speed Sensor	5.5L	Base	W/ Harness, Rear, 218.374	ABS1639-HU
CLS63 AMG	Ignition Coil	5.5L	Base	GAS, 218.374	IGC0184
CLS550	ABS Wheel Speed Sensor	4.7L	Base	W/ Harness, Rear, 218.373	ABS1639-HU
CLS550	ABS Wheel Speed Sensor	4.7L	4Matic	W/ Harness, Rear, 218.391	ABS1639-HU
CLS550	Ignition Coil	4.7L	Base	GAS, 218.373	IGC0183
CLS550	Ignition Coil	4.7L	4Matic	GAS, 218.391	IGC0183
E63 AMG	ABS Wheel Speed Sensor	5.5L	Base	W/ Harness, Rear, 212.074	ABS1639-HU
E63 AMG	ABS Wheel Speed Sensor	5.5L	Base	W/ Harness, Rear, 212.274	ABS1639-HU
E63 AMG	Ignition Coil	5.5L	Base	GAS, 212.074	IGC0184
E63 AMG	Ignition Coil	5.5L	Base	GAS, 212.274	IGC0184
E300	ABS Wheel Speed Sensor	3.5L	4Matic	W/ Harness, Rear, 212.080	ABS1639-HU
E300	Ignition Coil	3.5L	4Matic	W/O Protective Hose, GAS, 212.080	IGC0183
E300	Ignition Coil	3.5L	4Matic	W/ Protective Hose, GAS, 212.080	IGC0184
E350	ABS Wheel Speed Sensor	3.0L	Bluetec	W/ Harness, Rear, 212.024	ABS1639-HU
E350	ABS Wheel Speed Sensor	3.5L	Base	W/ Harness, Rear, 212.059	ABS1639-HU
E350	ABS Wheel Speed Sensor	3.5L	4Matic	W/ Harness, Rear, 212.088	ABS1639-HU
E350	ABS Wheel Speed Sensor	3.5L	4Matic	W/ Harness, Rear, 212.288	ABS1639-HU
E350	Engine Camshaft Position Sensor	3.0L	Bluetec	With Hall-type sensor, 212.024	CPS8131
E350	Ignition Coil	3.5L	Base	W/O Protective Hose, GAS, 207.359	IGC0183
E350	Ignition Coil	3.5L	4Matic	W/O Protective Hose, GAS, 207.388	IGC0183
E350	Ignition Coil	3.5L	Base	W/O Protective Hose, GAS, 207.459	IGC0183

Vehicle	Part Type	Engine Size	Trim	Note(s)	Part Number
<b>2012 Mercedes-Benz (cont'd)</b>					
E350	Ignition Coil	3.5L	Base	W/O Protective Hose, GAS, 212.059	IGC0183
E350	Ignition Coil	3.5L	4Matic	W/O Protective Hose, GAS, 212.088	IGC0183
E350	Ignition Coil	3.5L	4Matic	W/O Protective Hose, GAS, 212.288	IGC0183
E350	Ignition Coil	3.5L	Base	W/ Protective Hose, GAS, 207.359	IGC0184
E350	Ignition Coil	3.5L	4Matic	W/ Protective Hose, GAS, 207.388	IGC0184
E350	Ignition Coil	3.5L	Base	W/ Protective Hose, GAS, 207.459	IGC0184
E350	Ignition Coil	3.5L	Base	W/ Protective Hose, GAS, 212.059	IGC0184
E350	Ignition Coil	3.5L	4Matic	W/ Protective Hose, GAS, 212.088	IGC0184
E350	Ignition Coil	3.5L	4Matic	W/ Protective Hose, GAS, 212.288	IGC0184
E350	Manifold Absolute Pressure Sensor	3.0L	Bluetec	212.024	PRS8211-HU
E550	ABS Wheel Speed Sensor	4.7L	4Matic	W/ Harness, Rear, 212.091	ABS1639-HU
E550	Ignition Coil	4.7L	Base	GAS, 207.373	IGC0183
E550	Ignition Coil	4.7L	Base	GAS, 207.473	IGC0183
E550	Ignition Coil	4.7L	4Matic	GAS, 212.091	IGC0183
G550	Voltage Regulator	5.5L	Base	463.237	ALR0417-HU
G550	Fuel Pump	5.5L	Base	463.237, SPECIAL ORDER ONLY	FUP3309-D
GL350	ABS Wheel Speed Sensor	3.0L	Bluetec 4Matic	Rear, 164.825	ABS1604
GL350	ABS Wheel Speed Sensor Wiring Harness	3.0L	Bluetec 4Matic	Front, 164.825, SPECIAL ORDER ONLY	ABS1605
GL350	Engine Camshaft Position Sensor	3.0L	Bluetec 4Matic	With Hall-type sensor, 164.825	CPS8131
GL350	Manifold Absolute Pressure Sensor	3.0L	Bluetec 4Matic	164.825	PRS8211-HU
GL450	ABS Wheel Speed Sensor	4.7L	Base	Rear, 164.871	ABS1604
GL450	ABS Wheel Speed Sensor Wiring Harness	4.7L	Base	Front, 164.871, SPECIAL ORDER ONLY	ABS1605

Vehicle	Part Type	Engine Size	Trim	Note(s)	Part Number
<b>2012 Mercedes-Benz (cont'd)</b>					
GL450	Voltage Regulator	4.7L	Base	164.871	ALR0417-HU
GL450	Manifold Absolute Pressure Sensor	4.7L	Base	164.871	PRS8211-HU
GL550	ABS Wheel Speed Sensor	5.5L	4Matic, Base	Rear, 164.886	ABS1604
GL550	ABS Wheel Speed Sensor Wiring Harness	5.5L	4Matic, Base	Front, 164.886, SPECIAL ORDER ONLY	ABS1605
GL550	Voltage Regulator	5.5L	4Matic, Base	164.886	ALR0417-HU
GLK350	Fuel Pump Module Assembly	3.5L	Base	AT RIGHT W/O LINES; BOOSTED FUEL PUMP, 204.956	FUP3448-HU
GLK350	Fuel Pump Module Assembly	3.5L	4Matic	AT RIGHT W/O LINES; BOOSTED FUEL PUMP, 204.987	FUP3448-HU
GLK350	Ignition Coil	3.5L	Base	204.956	IGC4041-HU
GLK350	Ignition Coil	3.5L	4Matic	204.987	IGC4041-HU
GLK350	Manifold Absolute Pressure Sensor	3.5L	Base	204.956	PRS8211-HU
GLK350	Manifold Absolute Pressure Sensor	3.5L	4Matic	204.987	PRS8211-HU
ML63 AMG	Ignition Coil	5.5L	Base	W/O Protective Hose, GAS, 166.074	IGC0184
ML350	Voltage Regulator	3.0L	Bluetec 4Matic	166.024, SPECIAL ORDER ONLY	ALR0420HU-D
ML350	Ignition Coil	3.5L	4Matic	GAS, 166.057	IGC0184
ML350	Manifold Absolute Pressure Sensor	3.0L	Bluetec 4Matic	166.024	PRS8211-HU
ML550	Ignition Coil	4.7L	Base	GAS, 166.073	IGC0184
R350	ABS Wheel Speed Sensor	3.0L	Bluetec 4Matic	Rear, 251.125	ABS1604
R350	Engine Camshaft Position Sensor	3.0L	Bluetec 4Matic	With Hall-type sensor, 251.125	CPS8131
R350	Ignition Coil	3.5L	4Matic	W/O Protective Hose, GAS, 251.157	IGC0183
R350	Ignition Coil	3.5L	4Matic	W/ Protective Hose, GAS, 251.157	IGC0184
R350	Manifold Absolute Pressure Sensor	3.0L	Bluetec 4Matic	251.125	PRS8211-HU
S63 AMG	Ignition Coil	5.5L	Base	GAS, 221.174	IGC0184
S65 AMG	Engine Crankshaft Position Sensor	6.0L	Base	221.179	CPS8119
S65 AMG	Manifold Absolute Pressure Sensor	6.0L	Base	221.179	PRS8211-HU

Vehicle	Part Type	Engine Size	Trim	Note(s)	Part Number
<b>2012 Mercedes-Benz (cont'd)</b>					
S350	Engine Camshaft Position Sensor	3.0L	Bluetec 4Matic	With Hall-type sensor, 221.183	CPS8131
S350	Manifold Absolute Pressure Sensor	3.0L	Bluetec 4Matic	221.183	PRS8211-HU
S400	Ignition Coil	3.5L	Hybrid	221.195	IGC4041-HU
S400	Manifold Absolute Pressure Sensor	3.5L	Hybrid	221.195	PRS8211-HU
S550	Ignition Coil	4.7L	4Matic	GAS, 221.094	IGC0183
S550	Ignition Coil	4.7L	Base	GAS, 221.173	IGC0183
S550	Ignition Coil	4.7L	4Matic	GAS, 221.194	IGC0183
S600	Engine Crankshaft Position Sensor	5.5L	Base	221.176	CPS8119
S600	Manifold Absolute Pressure Sensor	5.5L	Base	221.176	PRS8211-HU
SL63 AMG	Voltage Regulator	6.3L	Avantgarde, Base	230.470	ALR0417-HU
SL63 AMG	Ignition Coil	6.3L	Avantgarde, Base	230.470	IGC4042-D
SL63 AMG	Manifold Absolute Pressure Sensor	6.3L	Avantgarde, Base	230.470	PRS8211-HU
SL550	Voltage Regulator	5.5L	Avantgarde, Base, Grand Edition	230.471	ALR0417-HU
SL550	Fuel Pump	5.5L	Base	USA, 230.471, SPECIAL ORDER ONLY	FUP3310HU-D
SLK55 AMG	Fuel Pump	5.5L	Base		FUP3058
SLK55 AMG	Ignition Coil	5.5L	Base	GAS, 172.475	IGC0184
SLK250	Voltage Regulator	1.8L	Base	172.447, SPECIAL ORDER ONLY	ALR0420HU-D
SLK250	Ignition Coil	1.8L	Base	GAS, 172.447	IGC0188
SLK250	Manifold Absolute Pressure Sensor	1.8L	Base	172.447	PRS8211-HU
SLK350	Ignition Coil	3.5L	Base	W/O Protective Hose, GAS, 172.457	IGC0183
SLK350	Ignition Coil	3.5L	Base	W/ Protective Hose, GAS, 172.457	IGC0184
SLS AMG	Ignition Coil	6.3L	Base	197.377	IGC4042-D
SLS AMG	Manifold Absolute Pressure Sensor	6.3L	Base	197.377	PRS8211-HU
Sprinter 2500	ABS Wheel Speed Sensor	3.0L	Base	W/ Harness; Exc Tax Code Factory (WJ9); 1830 mm, Rear Left, 906.633, SPECIAL ORDER ONLY	ABS1619HU-D

Vehicle	Part Type	Engine Size	Trim	Note(s)	Part Number
<b>2012 Mercedes-Benz (cont'd)</b>					
Sprinter 2500	ABS Wheel Speed Sensor	3.0L	Base	W/ Harness; Exc Tax Code Factory (WJ9); 1830 mm, Rear Left, 906.635, SPECIAL ORDER ONLY	ABS1619HU-D
Sprinter 2500	ABS Wheel Speed Sensor	3.0L	Base	W/ Harness; Exc Tax Code Factory (WJ9); 1830 mm, Rear Left, 906.637, SPECIAL ORDER ONLY	ABS1619HU-D
Sprinter 2500	ABS Wheel Speed Sensor	3.0L	Base	W/ Harness; Exc Tax Code Factory (WJ9); 1830 mm, Rear Left, 906.733, SPECIAL ORDER ONLY	ABS1619HU-D
Sprinter 2500	ABS Wheel Speed Sensor	3.0L	Base	W/ Harness; Exc Tax Code Factory (WJ9); 1830 mm, Rear Left, 906.735, SPECIAL ORDER ONLY	ABS1619HU-D
Sprinter 2500	Voltage Regulator	3.0L	Base	65KW; 80KW; 110KW; 95KW, 906.633, SPECIAL ORDER ONLY	ALR0407HU-D
Sprinter 2500	Voltage Regulator	3.0L	Base	65KW; 80KW; 110KW; 95KW, 906.635, SPECIAL ORDER ONLY	ALR0407HU-D
Sprinter 2500	Voltage Regulator	3.0L	Base	65KW; 80KW; 110KW; 95KW, 906.637, SPECIAL ORDER ONLY	ALR0407HU-D
Sprinter 2500	Voltage Regulator	3.0L	Base	65KW; 80KW; 110KW; 95KW, 906.733, SPECIAL ORDER ONLY	ALR0407HU-D
Sprinter 2500	Voltage Regulator	3.0L	Base	65KW; 80KW; 110KW; 95KW, 906.735, SPECIAL ORDER ONLY	ALR0407HU-D
Sprinter 2500	Voltage Regulator	3.0L	Base	Manufacturer : Valeo, 906.633, SPECIAL ORDER ONLY	ALR0423HU-D
Sprinter 2500	Voltage Regulator	3.0L	Base	Manufacturer : Valeo, 906.635, SPECIAL ORDER ONLY	ALR0423HU-D

Vehicle	Part Type	Engine Size	Trim	Note(s)	Part Number
<b>2012 Mercedes-Benz (cont'd)</b>					
Sprinter 2500	Voltage Regulator	3.0L	Base	Manufacturer : Valeo, 906.637, SPECIAL ORDER ONLY	ALR0423HU-D
Sprinter 2500	Voltage Regulator	3.0L	Base	Manufacturer : Valeo, 906.733, SPECIAL ORDER ONLY	ALR0423HU-D
Sprinter 2500	Voltage Regulator	3.0L	Base	Manufacturer : Valeo, 906.735, SPECIAL ORDER ONLY	ALR0423HU-D
Sprinter 2500	Voltage Regulator	3.0L	Base	Bosch Design, 906.633	ALR0630-HU
Sprinter 2500	Voltage Regulator	3.0L	Base	Bosch Design, 906.635	ALR0630-HU
Sprinter 2500	Voltage Regulator	3.0L	Base	Bosch Design, 906.637	ALR0630-HU
Sprinter 2500	Voltage Regulator	3.0L	Base	Bosch Design, 906.733	ALR0630-HU
Sprinter 2500	Voltage Regulator	3.0L	Base	Bosch Design, 906.735	ALR0630-HU
Sprinter 2500	Diesel Glow Plug Controller	3.0L	Base	DIESEL, 906.633	GLP2158
Sprinter 2500	Diesel Glow Plug Controller	3.0L	Base	DIESEL, 906.635	GLP2158
Sprinter 2500	Diesel Glow Plug Controller	3.0L	Base	DIESEL, 906.637	GLP2158
Sprinter 2500	Diesel Glow Plug Controller	3.0L	Base	DIESEL, 906.733	GLP2158
Sprinter 2500	Diesel Glow Plug Controller	3.0L	Base	DIESEL, 906.735	GLP2158
Sprinter 2500	Manifold Absolute Pressure Sensor	3.0L	Base	906.633	PRS8211-HU
Sprinter 2500	Manifold Absolute Pressure Sensor	3.0L	Base	906.635	PRS8211-HU
Sprinter 2500	Manifold Absolute Pressure Sensor	3.0L	Base	906.637	PRS8211-HU
Sprinter 2500	Manifold Absolute Pressure Sensor	3.0L	Base	906.733	PRS8211-HU
Sprinter 2500	Manifold Absolute Pressure Sensor	3.0L	Base	906.735	PRS8211-HU
Sprinter 3500	Voltage Regulator	3.0L	Base	65KW; 80KW; 110KW; 95KW, 906.653, SPECIAL ORDER ONLY	ALR0407HU-D
Sprinter 3500	Voltage Regulator	3.0L	Base	65KW; 80KW; 110KW; 95KW, 906.655, SPECIAL ORDER ONLY	ALR0407HU-D

Vehicle	Part Type	Engine Size	Trim	Note(s)	Part Number
<b>2012 Mercedes-Benz (cont'd)</b>					
Sprinter 3500	Voltage Regulator	3.0L	Base	65KW; 80KW; 110KW; 95KW, 906.657, SPECIAL ORDER ONLY	ALR0407HU-D
Sprinter 3500	Voltage Regulator	3.0L	Base	Manufacturer : Valeo, 906.153, SPECIAL ORDER ONLY	ALR0423HU-D
Sprinter 3500	Voltage Regulator	3.0L	Base	Manufacturer : Valeo, 906.155, SPECIAL ORDER ONLY	ALR0423HU-D
Sprinter 3500	Voltage Regulator	3.0L	Base	Manufacturer : Valeo, 906.653, SPECIAL ORDER ONLY	ALR0423HU-D
Sprinter 3500	Voltage Regulator	3.0L	Base	Manufacturer : Valeo, 906.655, SPECIAL ORDER ONLY	ALR0423HU-D
Sprinter 3500	Voltage Regulator	3.0L	Base	Manufacturer : Valeo, 906.657, SPECIAL ORDER ONLY	ALR0423HU-D
Sprinter 3500	Voltage Regulator	3.0L	Base	Bosch Design, 906.153	ALR0630-HU
Sprinter 3500	Voltage Regulator	3.0L	Base	Bosch Design, 906.155	ALR0630-HU
Sprinter 3500	Voltage Regulator	3.0L	Base	Bosch Design, 906.653	ALR0630-HU
Sprinter 3500	Voltage Regulator	3.0L	Base	Bosch Design, 906.655	ALR0630-HU
Sprinter 3500	Voltage Regulator	3.0L	Base	Bosch Design, 906.657	ALR0630-HU
Sprinter 3500	Diesel Glow Plug Controller	3.0L	Base	DIESEL, 906.153	GLP2158
Sprinter 3500	Diesel Glow Plug Controller	3.0L	Base	DIESEL, 906.155	GLP2158
Sprinter 3500	Diesel Glow Plug Controller	3.0L	Base	DIESEL, 906.653	GLP2158
Sprinter 3500	Diesel Glow Plug Controller	3.0L	Base	DIESEL, 906.655	GLP2158
Sprinter 3500	Diesel Glow Plug Controller	3.0L	Base	DIESEL, 906.657	GLP2158
Sprinter 3500	Manifold Absolute Pressure Sensor	3.0L	Base	906.153	PRS8211-HU
Sprinter 3500	Manifold Absolute Pressure Sensor	3.0L	Base	906.155	PRS8211-HU
Sprinter 3500	Manifold Absolute Pressure Sensor	3.0L	Base	906.653	PRS8211-HU

Vehicle	Part Type	Engine Size	Trim	Note(s)	Part Number
<b>2012 Mercedes-Benz (cont'd)</b>					
Sprinter 3500	Manifold Absolute Pressure Sensor	3.0L	Base	906.655	PRS8211-HU
Sprinter 3500	Manifold Absolute Pressure Sensor	3.0L	Base	906.657	PRS8211-HU
<b>2013 Mercedes-Benz</b>					
B250	Ignition Coil	2.0L	Base	W/O Protective Hose, GAS, 246.244	IGC0193
C63 AMG	ABS Wheel Speed Sensor	6.3L	Base	W/ Harness, Rear, 204.077	ABS1614-HU
C63 AMG	ABS Wheel Speed Sensor	6.3L	Base	W/ Harness, Rear, 204.377	ABS1614-HU
C63 AMG	Voltage Regulator	6.3L	Base	204.077	ALR0417-HU
C63 AMG	Voltage Regulator	6.3L	Base	204.377	ALR0417-HU
C63 AMG	Ignition Coil	6.3L	Base	204.077	IGC4042-D
C63 AMG	Ignition Coil	6.3L	Base	204.377	IGC4042-D
C63 AMG	Manifold Absolute Pressure Sensor	6.3L	Base	204.077	PRS8211-HU
C63 AMG	Manifold Absolute Pressure Sensor	6.3L	Base	204.377	PRS8211-HU
C250	ABS Wheel Speed Sensor	1.8L	Luxury, Sport	W/ Harness, Rear, 204.047	ABS1614-HU
C250	ABS Wheel Speed Sensor	1.8L	Base	W/ Harness, Rear, 204.347	ABS1614-HU
C250	ABS Wheel Speed Sensor	1.8L	Luxury, Sport	W/ Harness, Front, 204.047, SPECIAL ORDER ONLY	ABS1615HU-D
C250	ABS Wheel Speed Sensor	1.8L	Base	W/ Harness, Front, 204.347, SPECIAL ORDER ONLY	ABS1615HU-D
C250	Voltage Regulator	1.8L	Luxury, Sport	204.047, SPECIAL ORDER ONLY	ALR0420HU-D
C250	Voltage Regulator	1.8L	Base	204.347, SPECIAL ORDER ONLY	ALR0420HU-D
C250	Ignition Coil	1.8L	Luxury, Sport	GAS, 204.047	IGC0188
C250	Ignition Coil	1.8L	Base	GAS, 204.347	IGC0188
C250	Manifold Absolute Pressure Sensor	1.8L	Luxury, Sport	204.047	PRS8211-HU
C250	Manifold Absolute Pressure Sensor	1.8L	Base	204.347	PRS8211-HU
C300	ABS Wheel Speed Sensor	3.5L	4Matic, 4Matic Luxury, 4Matic Sport	W/ Harness, Rear, 204.080	ABS1614-HU
C300	Voltage Regulator	3.5L	4Matic	204.080	ALR0417-HU
C300	Ignition Coil	3.5L	4Matic, 4Matic Luxury, 4Matic Sport	W/O Protective Hose, GAS, 204.080	IGC0183



Vehicle	Part Type	Engine Size	Trim	Note(s)	Part Number
<b>2013 Mercedes-Benz (cont'd)</b>					
C300	Ignition Coil	3.5L	4Matic, 4Matic Luxury, 4Matic Sport	W/ Protective Hose, GAS, 204.080	IGC0184
C300	Manifold Absolute Pressure Sensor	3.5L	4Matic	204.080	PRS8211-HU
C350	ABS Wheel Speed Sensor	3.5L	Sport	W/ Harness, Rear, 204.057	ABS1614-HU
C350	ABS Wheel Speed Sensor	3.5L	Base	W/ Harness, Rear, 204.357	ABS1614-HU
C350	ABS Wheel Speed Sensor	3.5L	4Matic	W/ Harness, Rear, 204.388	ABS1614-HU
C350	ABS Wheel Speed Sensor	3.5L	Sport	W/ Harness, Front, 204.057, SPECIAL ORDER ONLY	ABS1615HU-D
C350	ABS Wheel Speed Sensor	3.5L	Base	W/ Harness, Front, 204.357, SPECIAL ORDER ONLY	ABS1615HU-D
C350	Ignition Coil	3.5L	Sport	W/O Protective Hose, GAS, 204.057	IGC0183
C350	Ignition Coil	3.5L	Base	W/O Protective Hose, GAS, 204.357	IGC0183
C350	Ignition Coil	3.5L	4Matic	W/O Protective Hose, GAS, 204.388	IGC0183
C350	Ignition Coil	3.5L	Sport	W/ Protective Hose, GAS, 204.057	IGC0184
C350	Ignition Coil	3.5L	Base	W/ Protective Hose, GAS, 204.357	IGC0184
C350	Ignition Coil	3.5L	4Matic	W/ Protective Hose, GAS, 204.388	IGC0184
CL63 AMG	Ignition Coil	5.5L	Base	GAS, 216.374	IGC0184
CL65 AMG	Engine Crankshaft Position Sensor	6.0L	Base	216.379	CPS8119
CL65 AMG	Manifold Absolute Pressure Sensor	6.0L	Base	216.379	PRS8211-HU
CL550	Ignition Coil	4.7L	4Matic	GAS, 216.394	IGC0183
CL600	Engine Crankshaft Position Sensor	5.5L	Base	216.376	CPS8119
CL600	Manifold Absolute Pressure Sensor	5.5L	Base	216.376	PRS8211-HU
CLS63 AMG	ABS Wheel Speed Sensor	5.5L	Base	W/ Harness, Rear, 218.374	ABS1639-HU
CLS63 AMG	Ignition Coil	5.5L	Base	GAS, 218.374	IGC0184
CLS550	ABS Wheel Speed Sensor	4.7L	Base	W/ Harness, Rear, 218.373	ABS1639-HU

Vehicle	Part Type	Engine Size	Trim	Note(s)	Part Number
<b>2013 Mercedes-Benz (cont'd)</b>					
CLS550	ABS Wheel Speed Sensor	4.7L	4Matic	W/ Harness, Rear, 218.391	ABS1639-HU
CLS550	Ignition Coil	4.7L	Base	GAS, 218.373	IGC0183
CLS550	Ignition Coil	4.7L	4Matic	GAS, 218.391	IGC0183
E63 AMG	ABS Wheel Speed Sensor	5.5L	Base	W/ Harness, Rear, 212.074	ABS1639-HU
E63 AMG	ABS Wheel Speed Sensor	5.5L	Base	W/ Harness, Rear, 212.274	ABS1639-HU
E63 AMG	Ignition Coil	5.5L	Base	GAS, 212.074	IGC0184
E63 AMG	Ignition Coil	5.5L	Base	GAS, 212.274	IGC0184
E300	ABS Wheel Speed Sensor	3.5L	4Matic	W/ Harness, Rear, 212.080	ABS1639-HU
E300	Ignition Coil	3.5L	4Matic	W/O Protective Hose, GAS, 212.080	IGC0183
E300	Ignition Coil	3.5L	4Matic	W/ Protective Hose, GAS, 212.080	IGC0184
E350	ABS Wheel Speed Sensor	3.0L	Bluetec	W/ Harness, Rear, 212.024	ABS1639-HU
E350	ABS Wheel Speed Sensor	3.5L	Base	W/ Harness, Rear, 212.059	ABS1639-HU
E350	ABS Wheel Speed Sensor	3.5L	4Matic	W/ Harness, Rear, 212.088	ABS1639-HU
E350	ABS Wheel Speed Sensor	3.5L	4Matic	W/ Harness, Rear, 212.288	ABS1639-HU
E350	Engine Camshaft Position Sensor	3.0L	Bluetec	With Hall-type sensor, 212.024	CPS8131
E350	Ignition Coil	3.5L	Base	W/O Protective Hose, GAS, 207.359	IGC0183
E350	Ignition Coil	3.5L	4Matic	W/O Protective Hose, GAS, 207.388	IGC0183
E350	Ignition Coil	3.5L	Base	W/O Protective Hose, GAS, 207.459	IGC0183
E350	Ignition Coil	3.5L	Base	W/O Protective Hose, GAS, 212.059	IGC0183
E350	Ignition Coil	3.5L	4Matic	W/O Protective Hose, GAS, 212.088	IGC0183
E350	Ignition Coil	3.5L	4Matic	W/O Protective Hose, GAS, 212.288	IGC0183
E350	Ignition Coil	3.5L	Base	W/ Protective Hose, GAS, 207.359	IGC0184

Vehicle	Part Type	Engine Size	Trim	Note(s)	Part Number
<b>2013 Mercedes-Benz (cont'd)</b>					
E350	Ignition Coil	3.5L	4Matic	W/ Protective Hose, GAS, 207.388	IGC0184
E350	Ignition Coil	3.5L	Base	W/ Protective Hose, GAS, 207.459	IGC0184
E350	Ignition Coil	3.5L	Base	W/ Protective Hose, GAS, 212.059	IGC0184
E350	Ignition Coil	3.5L	4Matic	W/ Protective Hose, GAS, 212.088	IGC0184
E350	Ignition Coil	3.5L	4Matic	W/ Protective Hose, GAS, 212.288	IGC0184
E350	Manifold Absolute Pressure Sensor	3.0L	Bluetec	212.024	PRS8211-HU
E400	Ignition Coil	3.5L	Hybrid	W/O Protective Hose, ELECTRIC/GAS, 212.095	IGC0183
E400	Ignition Coil	3.5L	Hybrid	W/ Protective Hose, ELECTRIC/GAS, 212.095	IGC0184
E550	ABS Wheel Speed Sensor	4.7L	4Matic	W/ Harness, Rear, 212.091	ABS1639-HU
E550	Ignition Coil	4.7L	Base	GAS, 207.373	IGC0183
E550	Ignition Coil	4.7L	4Matic	GAS, 212.091	IGC0183
E550	Ignition Coil	4.7L	Base	GAS, 207.473	IGC0184
G63 AMG	Ignition Coil	5.5L	Base	GAS, 463.273	IGC0184
G550	Voltage Regulator	5.5L	Base	463.237	ALR0417-HU
GL63 AMG	Ignition Coil	5.5L	Base	W/O Protective Hose, GAS, 166.874	IGC0184
GL350	Voltage Regulator	3.0L	Bluetec 4Matic	166.824, SPECIAL ORDER ONLY	ALR0420HU-D
GL350	Manifold Absolute Pressure Sensor	3.0L	Bluetec 4Matic	166.824	PRS8211-HU
GL450	Ignition Coil	4.7L	4Matic, Base	GAS, 166.872	IGC0184
GL550	ABS Wheel Speed Sensor Wiring Harness	4.7L	4Matic	Front, 166.873, SPECIAL ORDER ONLY	ABS1605
GL550	Voltage Regulator	4.7L	4Matic	166.873	ALR0417-HU
GL550	Ignition Coil	4.7L	4Matic	GAS, 166.873	IGC0184
GL550	Manifold Absolute Pressure Sensor	4.7L	4Matic	166.873	PRS8211-HU
GLK250	Engine Crankshaft Position Sensor	2.1L	Bluetec 4Matic	204.904	CPS8119

Vehicle	Part Type	Engine Size	Trim	Note(s)	Part Number
<b>2013 Mercedes-Benz (cont'd)</b>					
GLK250	Diesel Glow Plug Relay	2.1L	Bluetec 4Matic	DIESEL, 651.912, Sport Utility, 204.904, SPECIAL ORDER ONLY	GLP2178-D
GLK250	Manifold Absolute Pressure Sensor	2.1L	Bluetec 4Matic	204.904	PRS8211-HU
GLK350	Ignition Coil	3.5L	Base	W/O Protective Hose, GAS, 204.957	IGC0183
GLK350	Ignition Coil	3.5L	4Matic	W/O Protective Hose, GAS, 204.988	IGC0183
GLK350	Ignition Coil	3.5L	Base	W/ Protective Hose, GAS, 204.957	IGC0184
GLK350	Ignition Coil	3.5L	4Matic	W/ Protective Hose, GAS, 204.988	IGC0184
ML63 AMG	Ignition Coil	5.5L	Base	W/O Protective Hose, GAS, 166.074	IGC0184
ML350	Voltage Regulator	3.0L	Bluetec 4Matic	166.024, SPECIAL ORDER ONLY	ALR0420HU-D
ML350	Ignition Coil	3.5L	4Matic	GAS, 166.057	IGC0184
ML350	Ignition Coil	3.5L	Base	GAS, 166.058	IGC0184
ML350	Manifold Absolute Pressure Sensor	3.0L	Bluetec 4Matic	166.024	PRS8211-HU
ML550	Ignition Coil	4.7L	4Matic, Base	GAS, 166.073	IGC0184
R350	ABS Wheel Speed Sensor	3.0L	Bluetec 4Matic	Rear, 251.125	ABS1604
R350	Engine Camshaft Position Sensor	3.0L	Bluetec 4Matic	With Hall-type sensor, 251.125	CPS8131
R350	Ignition Coil	3.5L	4Matic	W/O Protective Hose, GAS, 251.157	IGC0183
R350	Ignition Coil	3.5L	4Matic	W/ Protective Hose, GAS, 251.157	IGC0184
R350	Manifold Absolute Pressure Sensor	3.0L	Bluetec 4Matic	251.125	PRS8211-HU
S63 AMG	Ignition Coil	5.5L	Base	GAS, 221.174	IGC0184
S65 AMG	Engine Crankshaft Position Sensor	6.0L	Base	221.179	CPS8119
S65 AMG	Manifold Absolute Pressure Sensor	6.0L	Base	221.179	PRS8211-HU
S350	Engine Camshaft Position Sensor	3.0L	Bluetec 4Matic	With Hall-type sensor, 221.183	CPS8131
S350	Manifold Absolute Pressure Sensor	3.0L	Bluetec 4Matic	221.183	PRS8211-HU
S400	Ignition Coil	3.5L	Hybrid	221.195	IGC4041-HU

Vehicle	Part Type	Engine Size	Trim	Note(s)	Part Number
<b>2013 Mercedes-Benz (cont'd)</b>					
S400	Manifold Absolute Pressure Sensor	3.5L	Hybrid	221.195	PRS8211-HU
S550	Ignition Coil	4.7L	Base	GAS, 221.173	IGC0183
S550	Ignition Coil	4.7L	4Matic	GAS, 221.194	IGC0183
S600	Engine Crankshaft Position Sensor	5.5L	Base	221.176	CPS8119
S600	Manifold Absolute Pressure Sensor	5.5L	Base	221.176	PRS8211-HU
SL63 AMG	Ignition Coil	5.5L	Base	GAS, 231.474	IGC0184
SL65 AMG	Manifold Absolute Pressure Sensor	6.0L	Base	231.479	PRS8211-HU
SL550	Ignition Coil	4.7L	Base	GAS, 231.473	IGC0183
SLK55 AMG	Ignition Coil	5.5L	Base	GAS, 172.475	IGC0184
SLK250	Voltage Regulator	1.8L	Base	172.447, SPECIAL ORDER ONLY	ALR0420HU-D
SLK250	Ignition Coil	1.8L	Base	GAS, 172.447	IGC0188
SLK250	Manifold Absolute Pressure Sensor	1.8L	Base	172.447	PRS8211-HU
SLK350	Ignition Coil	3.5L	Base	W/O Protective Hose, GAS, 172.457	IGC0183
SLK350	Ignition Coil	3.5L	Base	W/ Protective Hose, GAS, 172.457	IGC0184
SLS AMG	Ignition Coil	6.3L	GT	197.377	IGC4042-D
SLS AMG	Manifold Absolute Pressure Sensor	6.3L	GT	197.377	PRS8211-HU
Sprinter 2500	ABS Wheel Speed Sensor	3.0L	Base	W/ Harness; Exc Tax Code Factory (WJ9); 1830 mm, Rear Left, 906.633, SPECIAL ORDER ONLY	ABS1619HU-D
Sprinter 2500	ABS Wheel Speed Sensor	3.0L	Base	W/ Harness; Exc Tax Code Factory (WJ9); 1830 mm, Rear Left, 906.635, SPECIAL ORDER ONLY	ABS1619HU-D
Sprinter 2500	ABS Wheel Speed Sensor	3.0L	Base	W/ Harness; Exc Tax Code Factory (WJ9); 1830 mm, Rear Left, 906.637, SPECIAL ORDER ONLY	ABS1619HU-D
Sprinter 2500	ABS Wheel Speed Sensor	3.0L	Base	W/ Harness; Exc Tax Code Factory (WJ9); 1830 mm, Rear Left, 906.733, SPECIAL ORDER ONLY	ABS1619HU-D

Vehicle	Part Type	Engine Size	Trim	Note(s)	Part Number
<b>2013 Mercedes-Benz (cont'd)</b>					
Sprinter 2500	ABS Wheel Speed Sensor	3.0L	Base	W/ Harness; Exc Tax Code Factory (WJ9); 1830 mm, Rear Left, 906.735, SPECIAL ORDER ONLY	ABS1619HU-D
Sprinter 2500	Voltage Regulator	3.0L	Base	65KW; 80KW; 110KW; 95KW, 906.633, SPECIAL ORDER ONLY	ALR0407HU-D
Sprinter 2500	Voltage Regulator	3.0L	Base	65KW; 80KW; 110KW; 95KW, 906.635, SPECIAL ORDER ONLY	ALR0407HU-D
Sprinter 2500	Voltage Regulator	3.0L	Base	65KW; 80KW; 110KW; 95KW, 906.637, SPECIAL ORDER ONLY	ALR0407HU-D
Sprinter 2500	Voltage Regulator	3.0L	Base	65KW; 80KW; 110KW; 95KW, 906.733, SPECIAL ORDER ONLY	ALR0407HU-D
Sprinter 2500	Voltage Regulator	3.0L	Base	65KW; 80KW; 110KW; 95KW, 906.735, SPECIAL ORDER ONLY	ALR0407HU-D
Sprinter 2500	Voltage Regulator	3.0L	Base	Manufacturer : Valeo, 906.633, SPECIAL ORDER ONLY	ALR0423HU-D
Sprinter 2500	Voltage Regulator	3.0L	Base	Manufacturer : Valeo, 906.635, SPECIAL ORDER ONLY	ALR0423HU-D
Sprinter 2500	Voltage Regulator	3.0L	Base	Manufacturer : Valeo, 906.637, SPECIAL ORDER ONLY	ALR0423HU-D
Sprinter 2500	Voltage Regulator	3.0L	Base	Manufacturer : Valeo, 906.733, SPECIAL ORDER ONLY	ALR0423HU-D
Sprinter 2500	Voltage Regulator	3.0L	Base	Manufacturer : Valeo, 906.735, SPECIAL ORDER ONLY	ALR0423HU-D
Sprinter 2500	Voltage Regulator	3.0L	Base	Bosch Design, 906.633	ALR0630-HU
Sprinter 2500	Voltage Regulator	3.0L	Base	Bosch Design, 906.635	ALR0630-HU
Sprinter 2500	Voltage Regulator	3.0L	Base	Bosch Design, 906.637	ALR0630-HU

Vehicle	Part Type	Engine Size	Trim	Note(s)	Part Number
<b>2013 Mercedes-Benz (cont'd)</b>					
Sprinter 2500	Voltage Regulator	3.0L	Base	Bosch Design, 906.733	ALR0630-HU
Sprinter 2500	Voltage Regulator	3.0L	Base	Bosch Design, 906.735	ALR0630-HU
Sprinter 2500	Diesel Glow Plug Controller	3.0L	Base	DIESEL, 906.633	GLP2158
Sprinter 2500	Diesel Glow Plug Controller	3.0L	Base	DIESEL, 906.635	GLP2158
Sprinter 2500	Diesel Glow Plug Controller	3.0L	Base	DIESEL, 906.637	GLP2158
Sprinter 2500	Diesel Glow Plug Controller	3.0L	Base	DIESEL, 906.733	GLP2158
Sprinter 2500	Diesel Glow Plug Controller	3.0L	Base	DIESEL, 906.735	GLP2158
Sprinter 2500	Manifold Absolute Pressure Sensor	3.0L	Base	906.633	PRS8211-HU
Sprinter 2500	Manifold Absolute Pressure Sensor	3.0L	Base	906.635	PRS8211-HU
Sprinter 2500	Manifold Absolute Pressure Sensor	3.0L	Base	906.637	PRS8211-HU
Sprinter 2500	Manifold Absolute Pressure Sensor	3.0L	Base	906.733	PRS8211-HU
Sprinter 2500	Manifold Absolute Pressure Sensor	3.0L	Base	906.735	PRS8211-HU
Sprinter 3500	Voltage Regulator	3.0L	Base	65KW; 80KW; 110KW; 95KW, 906.653, SPECIAL ORDER ONLY	ALR0407HU-D
Sprinter 3500	Voltage Regulator	3.0L	Base	65KW; 80KW; 110KW; 95KW, 906.655, SPECIAL ORDER ONLY	ALR0407HU-D
Sprinter 3500	Voltage Regulator	3.0L	Base	65KW; 80KW; 110KW; 95KW, 906.657, SPECIAL ORDER ONLY	ALR0407HU-D
Sprinter 3500	Voltage Regulator	3.0L	Base	Manufacturer : Valeo, 906.153, SPECIAL ORDER ONLY	ALR0423HU-D
Sprinter 3500	Voltage Regulator	3.0L	Base	Manufacturer : Valeo, 906.155, SPECIAL ORDER ONLY	ALR0423HU-D
Sprinter 3500	Voltage Regulator	3.0L	Base	Manufacturer : Valeo, 906.653, SPECIAL ORDER ONLY	ALR0423HU-D
Sprinter 3500	Voltage Regulator	3.0L	Base	Manufacturer : Valeo, 906.655, SPECIAL ORDER ONLY	ALR0423HU-D

Vehicle	Part Type	Engine Size	Trim	Note(s)	Part Number
<b>2013 Mercedes-Benz (cont'd)</b>					
Sprinter 3500	Voltage Regulator	3.0L	Base	Manufacturer : Valeo, 906.657, SPECIAL ORDER ONLY	ALR0423HU-D
Sprinter 3500	Voltage Regulator	3.0L	Base	Bosch Design, 906.153	ALR0630-HU
Sprinter 3500	Voltage Regulator	3.0L	Base	Bosch Design, 906.155	ALR0630-HU
Sprinter 3500	Voltage Regulator	3.0L	Base	Bosch Design, 906.653	ALR0630-HU
Sprinter 3500	Voltage Regulator	3.0L	Base	Bosch Design, 906.655	ALR0630-HU
Sprinter 3500	Voltage Regulator	3.0L	Base	Bosch Design, 906.657	ALR0630-HU
Sprinter 3500	Diesel Glow Plug Controller	3.0L	Base	DIESEL, 906.153	GLP2158
Sprinter 3500	Diesel Glow Plug Controller	3.0L	Base	DIESEL, 906.155	GLP2158
Sprinter 3500	Diesel Glow Plug Controller	3.0L	Base	DIESEL, 906.653	GLP2158
Sprinter 3500	Diesel Glow Plug Controller	3.0L	Base	DIESEL, 906.655	GLP2158
Sprinter 3500	Diesel Glow Plug Controller	3.0L	Base	DIESEL, 906.657	GLP2158
Sprinter 3500	Manifold Absolute Pressure Sensor	3.0L	Base	906.153	PRS8211-HU
Sprinter 3500	Manifold Absolute Pressure Sensor	3.0L	Base	906.155	PRS8211-HU
Sprinter 3500	Manifold Absolute Pressure Sensor	3.0L	Base	906.653	PRS8211-HU
Sprinter 3500	Manifold Absolute Pressure Sensor	3.0L	Base	906.655	PRS8211-HU
Sprinter 3500	Manifold Absolute Pressure Sensor	3.0L	Base	906.657	PRS8211-HU
<b>2014 Mercedes-Benz</b>					
B250	Ignition Coil	2.0L	Base	W/O Protective Hose, GAS, 246.244	IGC0193
C63 AMG	ABS Wheel Speed Sensor	6.3L	Base	W/ Harness, Rear, 204.077	ABS1614-HU
C63 AMG	ABS Wheel Speed Sensor	6.3L	Base	W/ Harness, Rear, 204.377	ABS1614-HU
C63 AMG	Voltage Regulator	6.3L	Base	204.077	ALR0417-HU
C63 AMG	Voltage Regulator	6.3L	Base	204.377	ALR0417-HU
C63 AMG	Ignition Coil	6.3L	Base	204.077	IGC4042-D
C63 AMG	Ignition Coil	6.3L	Base	204.377	IGC4042-D
C63 AMG	Manifold Absolute Pressure Sensor	6.3L	Base	204.077	PRS8211-HU



Vehicle	Part Type	Engine Size	Trim	Note(s)	Part Number
<b>2014 Mercedes-Benz (cont'd)</b>					
C63 AMG	Manifold Absolute Pressure Sensor	6.3L	Base	204.377	PRS8211-HU
C250	ABS Wheel Speed Sensor	1.8L	Luxury, Sport	W/ Harness, Rear, 204.047	ABS1614-HU
C250	ABS Wheel Speed Sensor	1.8L	Base	W/ Harness, Rear, 204.347	ABS1614-HU
C250	ABS Wheel Speed Sensor	1.8L	Luxury, Sport	W/ Harness, Front, 204.047, SPECIAL ORDER ONLY	ABS1615HU-D
C250	ABS Wheel Speed Sensor	1.8L	Base	W/ Harness, Front, 204.347, SPECIAL ORDER ONLY	ABS1615HU-D
C250	Voltage Regulator	1.8L	Luxury, Sport	204.047, SPECIAL ORDER ONLY	ALR0420HU-D
C250	Voltage Regulator	1.8L	Base	204.347, SPECIAL ORDER ONLY	ALR0420HU-D
C250	Fuel Pump Module Assembly	1.8L	Luxury, Sport	W/ Boosted Fuel Pump, Right, 204.047	FUP3448-HU
C250	Fuel Pump Module Assembly	1.8L	Base	W/ Boosted Fuel Pump, Right, 204.347	FUP3448-HU
C250	Ignition Coil	1.8L	Luxury, Sport	GAS, 204.047	IGC0188
C250	Ignition Coil	1.8L	Base	GAS, 204.347	IGC0188
C250	Manifold Absolute Pressure Sensor	1.8L	Luxury, Sport	204.047	PRS8211-HU
C250	Manifold Absolute Pressure Sensor	1.8L	Base	204.347	PRS8211-HU
C300	ABS Wheel Speed Sensor	3.5L	4Matic, 4Matic Luxury, 4Matic Sport	W/ Harness, Rear, 204.080	ABS1614-HU
C300	Voltage Regulator	3.5L	4Matic	204.080	ALR0417-HU
C300	Fuel Pump Module Assembly	3.5L	4Matic	W/ Boosted Fuel Pump, Right, FLEX, 204.080	FUP3448-HU
C300	Fuel Pump Module Assembly	3.5L	4Matic	W/ Boosted Fuel Pump, Right, GAS, 204.080	FUP3448-HU
C300	Ignition Coil	3.5L	4Matic, 4Matic Luxury, 4Matic Sport	W/O Protective Hose, GAS, 204.080	IGC0183
C300	Ignition Coil	3.5L	4Matic, 4Matic Luxury, 4Matic Sport	W/ Protective Hose, GAS, 204.080	IGC0184
C300	Manifold Absolute Pressure Sensor	3.5L	4Matic	204.080	PRS8211-HU
C350	ABS Wheel Speed Sensor	3.5L	Sport	W/ Harness, Rear, 204.057	ABS1614-HU
C350	ABS Wheel Speed Sensor	3.5L	Base	W/ Harness, Rear, 204.357	ABS1614-HU

Vehicle	Part Type	Engine Size	Trim	Note(s)	Part Number
<b>2014 Mercedes-Benz (cont'd)</b>					
C350	ABS Wheel Speed Sensor	3.5L	4Matic	W/ Harness, Rear, 204.388	ABS1614-HU
C350	ABS Wheel Speed Sensor	3.5L	Sport	W/ Harness, Front, 204.057, SPECIAL ORDER ONLY	ABS1615HU-D
C350	ABS Wheel Speed Sensor	3.5L	Base	W/ Harness, Front, 204.357, SPECIAL ORDER ONLY	ABS1615HU-D
C350	Ignition Coil	3.5L	Sport	W/O Protective Hose, GAS, 204.057	IGC0183
C350	Ignition Coil	3.5L	Base	W/O Protective Hose, GAS, 204.357	IGC0183
C350	Ignition Coil	3.5L	4Matic	W/O Protective Hose, GAS, 204.388	IGC0183
C350	Ignition Coil	3.5L	Sport	W/ Protective Hose, GAS, 204.057	IGC0184
C350	Ignition Coil	3.5L	Base	W/ Protective Hose, GAS, 204.357	IGC0184
C350	Ignition Coil	3.5L	4Matic	W/ Protective Hose, GAS, 204.388	IGC0184
CL63 AMG	Ignition Coil	5.5L	Base	GAS, 216.374	IGC0184
CL65 AMG	Engine Crankshaft Position Sensor	6.0L	Base	216.379	CPS8119
CL65 AMG	Manifold Absolute Pressure Sensor	6.0L	Base	216.379	PRS8211-HU
CL550	Ignition Coil	4.7L	4Matic	To Engine # 30172323; To 03/12/2013, GAS, 216.394	IGC0183
CL550	Ignition Coil	4.7L	4Matic	From Engine # 30172324; From 03/12/2013, GAS, 216.394	IGC0184
CL600	Engine Crankshaft Position Sensor	5.5L	Base	216.376	CPS8119
CL600	Manifold Absolute Pressure Sensor	5.5L	Base	216.376	PRS8211-HU
CLA45 AMG	Ignition Coil	2.0L	4Matic	GAS, 117.352	IGC0193
CLA250	Ignition Coil	2.0L	4Matic	W/O Protective Hose, FLEX, 117.346	IGC0193
CLA250	Ignition Coil	2.0L	Base	W/O Protective Hose, GAS, 117.344	IGC0193

Vehicle	Part Type	Engine Size	Trim	Note(s)	Part Number
<b>2014 Mercedes-Benz (cont'd)</b>					
CLA250	Ignition Coil	2.0L	4Matic	W/O Protective Hose, GAS, 117.346	IGC0193
CLS63 AMG	ABS Wheel Speed Sensor	5.5L	4Matic	W/ Harness, Rear, 218.392	ABS1639-HU
CLS63 AMG	Ignition Coil	5.5L	4Matic	GAS, 218.392	IGC0184
CLS63 AMG S	ABS Wheel Speed Sensor	5.5L	4Matic	W/ Harness, Rear, 218.376	ABS1639-HU
CLS63 AMG S	Ignition Coil	5.5L	4Matic	GAS, 218.376	IGC0184
CLS550	ABS Wheel Speed Sensor	4.7L	Base	W/ Harness, Rear, 218.373	ABS1639-HU
CLS550	ABS Wheel Speed Sensor	4.7L	4Matic	W/ Harness, Rear, 218.391	ABS1639-HU
CLS550	Ignition Coil	4.7L	Base	To Engine # 30172323; To 03/12/2013, GAS, 218.373	IGC0183
CLS550	Ignition Coil	4.7L	4Matic	To Engine # 30172323; To 03/12/2013, GAS, 218.391	IGC0183
CLS550	Ignition Coil	4.7L	Base	From Engine # 30172324; From 03/12/2013, GAS, 218.373	IGC0184
CLS550	Ignition Coil	4.7L	4Matic	From Engine # 30172324; From 03/12/2013, GAS, 218.391	IGC0184
E63 AMG	Ignition Coil	5.5L	4Matic	GAS, 212.092	IGC0184
E63 AMG	Ignition Coil	5.5L	4Matic	GAS, 212.292	IGC0184
E63 AMG S	Ignition Coil	5.5L	4Matic	GAS, 212.076	IGC0184
E63 AMG S	Ignition Coil	5.5L	4Matic	GAS, 212.276	IGC0184
E250	Voltage Regulator	2.1L	Bluetec	212.004, SPECIAL ORDER ONLY	ALR0423HU-D
E250	Voltage Regulator	2.1L	Bluetec 4Matic	212.097, SPECIAL ORDER ONLY	ALR0423HU-D
E250	Engine Crankshaft Position Sensor	2.1L	Bluetec	212.004	CPS8119
E250	Engine Crankshaft Position Sensor	2.1L	Bluetec 4Matic	212.097	CPS8119
E250	Diesel Glow Plug Relay	2.1L	Bluetec	DIESEL, 651.924, Sedan, 212.004, SPECIAL ORDER ONLY	GLP2178-D
E250	Diesel Glow Plug Relay	2.1L	Bluetec 4Matic	DIESEL, 651.924, Sedan, 212.097, SPECIAL ORDER ONLY	GLP2178-D
E250	Manifold Absolute Pressure Sensor	2.1L	Bluetec	212.004	PRS8211-HU

Vehicle	Part Type	Engine Size	Trim	Note(s)	Part Number
<b>2014 Mercedes-Benz (cont'd)</b>					
E250	Manifold Absolute Pressure Sensor	2.1L	Bluetec 4Matic	212.097	PRS8211-HU
E350	Ignition Coil	3.5L	Base	W/O Protective Hose, GAS, 207.359	IGC0183
E350	Ignition Coil	3.5L	4Matic	W/O Protective Hose, GAS, 207.388	IGC0183
E350	Ignition Coil	3.5L	Base	W/O Protective Hose, GAS, 207.459	IGC0183
E350	Ignition Coil	3.5L	Base	W/O Protective Hose, GAS, 212.059	IGC0183
E350	Ignition Coil	3.5L	4Matic	W/O Protective Hose, GAS, 212.088	IGC0183
E350	Ignition Coil	3.5L	4Matic	W/O Protective Hose, GAS, 212.288	IGC0183
E350	Ignition Coil	3.5L	Base	W/ Protective Hose, GAS, 207.359	IGC0184
E350	Ignition Coil	3.5L	4Matic	W/ Protective Hose, GAS, 207.388	IGC0184
E350	Ignition Coil	3.5L	Base	W/ Protective Hose, GAS, 207.459	IGC0184
E350	Ignition Coil	3.5L	Base	W/ Protective Hose, GAS, 212.059	IGC0184
E350	Ignition Coil	3.5L	4Matic	W/ Protective Hose, GAS, 212.088	IGC0184
E350	Ignition Coil	3.5L	4Matic	W/ Protective Hose, GAS, 212.288	IGC0184
E400	Ignition Coil	3.5L	Hybrid	W/O Protective Hose, ELECTRIC/GAS, 212.095	IGC0183
E400	Ignition Coil	3.5L	Hybrid	W/ Protective Hose, ELECTRIC/GAS, 212.095	IGC0184
E550	Ignition Coil	4.7L	Base	To Engine # 30172323; To 03/12/2013, GAS, 207.373	IGC0183

Vehicle	Part Type	Engine Size	Trim	Note(s)	Part Number
<b>2014 Mercedes-Benz (cont'd)</b>					
E550	Ignition Coil	4.7L	4Matic	To Engine # 30172323; To 03/12/2013, GAS, 212.091	IGC0183
E550	Ignition Coil	4.7L	Base	From Engine # 30172324; From 03/12/2013, GAS, 207.373	IGC0184
E550	Ignition Coil	4.7L	4Matic	From Engine # 30172324; From 03/12/2013, GAS, 212.091	IGC0184
E550	Ignition Coil	4.7L	Base	GAS, 207.473	IGC0184
G63 AMG	Ignition Coil	5.5L	Base	GAS, 463.273	IGC0184
G550	Voltage Regulator	5.5L	Base	463.237	ALR0417-HU
GL63 AMG	Ignition Coil	5.5L	Base	W/O Protective Hose, GAS, 166.874	IGC0184
GL350	Voltage Regulator	3.0L	Bluetec 4Matic	166.824, SPECIAL ORDER ONLY	ALR0420HU-D
GL350	Manifold Absolute Pressure Sensor	3.0L	Bluetec 4Matic	166.824	PRS8211-HU
GL450	Ignition Coil	4.7L	Base	GAS, 166.872	IGC0184
GL550	Ignition Coil	4.7L	4Matic	GAS, 166.873	IGC0184
GLK250	Engine Crankshaft Position Sensor	2.1L	Bluetec 4Matic	204.904	CPS8119
GLK250	Diesel Glow Plug Relay	2.1L	Bluetec 4Matic	DIESEL, 651.912, Sport Utility, 204.904, SPECIAL ORDER ONLY	GLP2178-D
GLK250	Manifold Absolute Pressure Sensor	2.1L	Bluetec 4Matic	204.904	PRS8211-HU
GLK350	Ignition Coil	3.5L	Base	W/O Protective Hose, GAS, 204.957	IGC0183
GLK350	Ignition Coil	3.5L	4Matic	W/O Protective Hose, GAS, 204.988	IGC0183
GLK350	Ignition Coil	3.5L	Base	W/ Protective Hose, GAS, 204.957	IGC0184
GLK350	Ignition Coil	3.5L	4Matic	W/ Protective Hose, GAS, 204.988	IGC0184
ML63 AMG	Ignition Coil	5.5L	Base	W/O Protective Hose, GAS, 166.074	IGC0184
ML350	Voltage Regulator	3.0L	Bluetec 4Matic	166.024, SPECIAL ORDER ONLY	ALR0420HU-D
ML350	Ignition Coil	3.5L	4Matic	GAS, 166.057	IGC0184
ML350	Ignition Coil	3.5L	Base	GAS, 166.058	IGC0184

Vehicle	Part Type	Engine Size	Trim	Note(s)	Part Number
<b>2014 Mercedes-Benz (cont'd)</b>					
ML350	Manifold Absolute Pressure Sensor	3.0L	Bluetec 4Matic	166.024	PRS8211-HU
ML550	Ignition Coil	4.7L	Base	GAS, 166.073	IGC0184
S63 AMG	Ignition Coil	5.5L	Base	GAS, 222.178	IGC0184
S550	Ignition Coil	4.7L	4Matic	To Engine # 30172323; To 03/12/2013, GAS, 222.085	IGC0183
S550	Ignition Coil	4.7L	Base	To Engine # 30172323; To 03/12/2013, GAS, 222.182	IGC0183
S550	Ignition Coil	4.7L	4Matic	To Engine # 30172323; To 03/12/2013, GAS, 222.185	IGC0183
S550	Ignition Coil	4.7L	4Matic	From Engine # 30172324; From 03/12/2013, GAS, 222.085	IGC0184
S550	Ignition Coil	4.7L	Base	From Engine # 30172324; From 03/12/2013, GAS, 222.182	IGC0184
S550	Ignition Coil	4.7L	4Matic	From Engine # 30172324; From 03/12/2013, GAS, 222.185	IGC0184
SL63 AMG	Ignition Coil	5.5L	Base	GAS, 231.474	IGC0184
SL65 AMG	Manifold Absolute Pressure Sensor	6.0L	Base	231.479	PRS8211-HU
SL550	Ignition Coil	4.7L	Base	To Engine # 30172323; To 03/12/2013, GAS, 231.473	IGC0183
SL550	Ignition Coil	4.7L	Base	From Engine # 30172324; From 03/12/2013, GAS, 231.473	IGC0184
SLK55 AMG	Ignition Coil	5.5L	Base	GAS, 172.475	IGC0184
SLK250	Voltage Regulator	1.8L	Base	172.447, SPECIAL ORDER ONLY	ALR0420HU-D
SLK250	Ignition Coil	1.8L	Base	GAS, 172.447	IGC0188
SLK250	Manifold Absolute Pressure Sensor	1.8L	Base	172.447	PRS8211-HU
SLK350	Ignition Coil	3.5L	Base	W/O Protective Hose, GAS, 172.457	IGC0183
SLK350	Ignition Coil	3.5L	Base	W/ Protective Hose, GAS, 172.457	IGC0184

Vehicle	Part Type	Engine Size	Trim	Note(s)	Part Number
<b>2014 Mercedes-Benz (cont'd)</b>					
SLS AMG	Ignition Coil	6.3L	Black Series, GT	197.377	IGC4042-D
SLS AMG	Manifold Absolute Pressure Sensor	6.3L	Black Series, GT	197.377	PRS8211-HU
Sprinter 2500	ABS Wheel Speed Sensor	2.1L, 3.0L	Base	W/ Harness; Exc Tax Code Factory (WJ9); 1830 mm, Rear Left, 906.633, SPECIAL ORDER ONLY	ABS1619HU-D
Sprinter 2500	ABS Wheel Speed Sensor	2.1L, 3.0L	Base	W/ Harness; Exc Tax Code Factory (WJ9); 1830 mm, Rear Left, 906.635, SPECIAL ORDER ONLY	ABS1619HU-D
Sprinter 2500	ABS Wheel Speed Sensor	2.1L, 3.0L	Base	W/ Harness; Exc Tax Code Factory (WJ9); 1830 mm, Rear Left, 906.637, SPECIAL ORDER ONLY	ABS1619HU-D
Sprinter 2500	ABS Wheel Speed Sensor	2.1L, 3.0L	Base	W/ Harness; Exc Tax Code Factory (WJ9); 1830 mm, Rear Left, 906.735, SPECIAL ORDER ONLY	ABS1619HU-D
Sprinter 2500	Voltage Regulator	2.1L, 3.0L	Base	65KW; 80KW; 110KW; 95KW, 906.633, SPECIAL ORDER ONLY	ALR0407HU-D
Sprinter 2500	Voltage Regulator	2.1L, 3.0L	Base	65KW; 80KW; 110KW; 95KW, 906.635, SPECIAL ORDER ONLY	ALR0407HU-D
Sprinter 2500	Voltage Regulator	2.1L, 3.0L	Base	65KW; 80KW; 110KW; 95KW, 906.637, SPECIAL ORDER ONLY	ALR0407HU-D
Sprinter 2500	Voltage Regulator	2.1L, 3.0L	Base	Manufacturer : Valeo, 906.633, SPECIAL ORDER ONLY	ALR0423HU-D
Sprinter 2500	Voltage Regulator	2.1L, 3.0L	Base	Manufacturer : Valeo, 906.635, SPECIAL ORDER ONLY	ALR0423HU-D
Sprinter 2500	Voltage Regulator	2.1L, 3.0L	Base	Manufacturer : Valeo, 906.637, SPECIAL ORDER ONLY	ALR0423HU-D

Vehicle	Part Type	Engine Size	Trim	Note(s)	Part Number
<b>2014 Mercedes-Benz (cont'd)</b>					
Sprinter 2500	Voltage Regulator	2.1L, 3.0L	Base	Manufacturer : Valeo, 906.735, SPECIAL ORDER ONLY	ALR0423HU-D
Sprinter 2500	Voltage Regulator	2.1L, 3.0L	Base	Bosch Design, 906.633	ALR0630-HU
Sprinter 2500	Voltage Regulator	2.1L, 3.0L	Base	Bosch Design, 906.635	ALR0630-HU
Sprinter 2500	Voltage Regulator	2.1L, 3.0L	Base	Bosch Design, 906.637	ALR0630-HU
Sprinter 2500	Voltage Regulator	2.1L, 3.0L	Base	Bosch Design, 906.735	ALR0630-HU
Sprinter 2500	Diesel Glow Plug Controller	2.1L, 3.0L	Base	DIESEL, 906.633	GLP2158
Sprinter 2500	Diesel Glow Plug Controller	2.1L, 3.0L	Base	DIESEL, 906.635	GLP2158
Sprinter 2500	Diesel Glow Plug Controller	2.1L, 3.0L	Base	DIESEL, 906.637	GLP2158
Sprinter 2500	Diesel Glow Plug Controller	2.1L, 3.0L	Base	DIESEL, 906.735	GLP2158
Sprinter 2500	Manifold Absolute Pressure Sensor	2.1L, 3.0L	Base	906.633	PRS8211-HU
Sprinter 2500	Manifold Absolute Pressure Sensor	2.1L, 3.0L	Base	906.635	PRS8211-HU
Sprinter 2500	Manifold Absolute Pressure Sensor	2.1L, 3.0L	Base	906.637	PRS8211-HU
Sprinter 2500	Manifold Absolute Pressure Sensor	2.1L, 3.0L	Base	906.735	PRS8211-HU
Sprinter 3500	Voltage Regulator	2.1L, 3.0L	Base	65KW; 80KW; 110KW; 95KW, 906.653, SPECIAL ORDER ONLY	ALR0407HU-D
Sprinter 3500	Voltage Regulator	2.1L, 3.0L	Base	65KW; 80KW; 110KW; 95KW, 906.655, SPECIAL ORDER ONLY	ALR0407HU-D
Sprinter 3500	Voltage Regulator	2.1L, 3.0L	Base	65KW; 80KW; 110KW; 95KW, 906.657, SPECIAL ORDER ONLY	ALR0407HU-D
Sprinter 3500	Voltage Regulator	2.1L, 3.0L	Base	Manufacturer : Valeo, 906.153, SPECIAL ORDER ONLY	ALR0423HU-D
Sprinter 3500	Voltage Regulator	2.1L, 3.0L	Base	Manufacturer : Valeo, 906.155, SPECIAL ORDER ONLY	ALR0423HU-D
Sprinter 3500	Voltage Regulator	2.1L, 3.0L	Base	Manufacturer : Valeo, 906.653, SPECIAL ORDER ONLY	ALR0423HU-D



Vehicle	Part Type	Engine Size	Trim	Note(s)	Part Number
<b>2014 Mercedes-Benz (cont'd)</b>					
Sprinter 3500	Voltage Regulator	2.1L, 3.0L	Base	Manufacturer : Valeo, 906.655, SPECIAL ORDER ONLY	ALR0423HU-D
Sprinter 3500	Voltage Regulator	2.1L, 3.0L	Base	Manufacturer : Valeo, 906.657, SPECIAL ORDER ONLY	ALR0423HU-D
Sprinter 3500	Voltage Regulator	2.1L, 3.0L	Base	Bosch Design, 906.153	ALR0630-HU
Sprinter 3500	Voltage Regulator	2.1L, 3.0L	Base	Bosch Design, 906.155	ALR0630-HU
Sprinter 3500	Voltage Regulator	2.1L, 3.0L	Base	Bosch Design, 906.653	ALR0630-HU
Sprinter 3500	Voltage Regulator	2.1L, 3.0L	Base	Bosch Design, 906.655	ALR0630-HU
Sprinter 3500	Voltage Regulator	2.1L, 3.0L	Base	Bosch Design, 906.657	ALR0630-HU
Sprinter 3500	Diesel Glow Plug Controller	2.1L, 3.0L	Base	DIESEL, 906.153	GLP2158
Sprinter 3500	Diesel Glow Plug Controller	2.1L, 3.0L	Base	DIESEL, 906.155	GLP2158
Sprinter 3500	Diesel Glow Plug Controller	2.1L, 3.0L	Base	DIESEL, 906.653	GLP2158
Sprinter 3500	Diesel Glow Plug Controller	2.1L, 3.0L	Base	DIESEL, 906.655	GLP2158
Sprinter 3500	Diesel Glow Plug Controller	2.1L, 3.0L	Base	DIESEL, 906.657	GLP2158
Sprinter 3500	Manifold Absolute Pressure Sensor	2.1L, 3.0L	Base	906.153	PRS8211-HU
Sprinter 3500	Manifold Absolute Pressure Sensor	2.1L, 3.0L	Base	906.155	PRS8211-HU
Sprinter 3500	Manifold Absolute Pressure Sensor	2.1L, 3.0L	Base	906.653	PRS8211-HU
Sprinter 3500	Manifold Absolute Pressure Sensor	2.1L, 3.0L	Base	906.655	PRS8211-HU
Sprinter 3500	Manifold Absolute Pressure Sensor	2.1L, 3.0L	Base	906.657	PRS8211-HU
<b>2015 Mercedes-Benz</b>					
B250	Ignition Coil	2.0L	Base	W/O Protective Hose, GAS, 246.244	IGC0193
B250	Ignition Coil	2.0L	4Matic	W/O Protective Hose, GAS, 246.246	IGC0193
C63 AMG	ABS Wheel Speed Sensor	6.3L	Base, Edition 507	W/ Harness, Rear, 204.377	ABS1614-HU
C63 AMG	Voltage Regulator	6.3L	Base, Edition 507	204.377	ALR0417-HU
C63 AMG	Ignition Coil	6.3L	Base, Edition 507	204.377	IGC4042-D

Vehicle	Part Type	Engine Size	Trim	Note(s)	Part Number
<b>2015 Mercedes-Benz (cont'd)</b>					
C63 AMG	Manifold Absolute Pressure Sensor	6.3L	Base, Edition 507	204.377	PRS8211-HU
C250	ABS Wheel Speed Sensor	1.8L	Base	W/ Harness, Rear, 204.347	ABS1614-HU
C250	ABS Wheel Speed Sensor	1.8L	Base	W/ Harness, Front, 204.347, SPECIAL ORDER ONLY	ABS1615HU-D
C250	Voltage Regulator	1.8L	Base	204.347, SPECIAL ORDER ONLY	ALR0420HU-D
C250	Fuel Pump Module Assembly	1.8L	Base	W/ Boosted Fuel Pump, Right, 204.347	FUP3448-HU
C250	Ignition Coil	1.8L	Base	GAS, 204.347	IGC0188
C250	Manifold Absolute Pressure Sensor	1.8L	Base	204.347	PRS8211-HU
C300	Ignition Coil	2.0L	Base	Delphi, GAS, 205.048	IGC0193
C300	Ignition Coil	2.0L	4Matic	Delphi, GAS, 205.049	IGC0193
C350	ABS Wheel Speed Sensor	3.5L	Base	W/ Harness, Rear, 204.357	ABS1614-HU
C350	ABS Wheel Speed Sensor	3.5L	4Matic	W/ Harness, Rear, 204.388	ABS1614-HU
C350	ABS Wheel Speed Sensor	3.5L	Base	W/ Harness, Front, 204.357, SPECIAL ORDER ONLY	ABS1615HU-D
C350	Ignition Coil	3.5L	Base	W/O Protective Hose, GAS, 204.357	IGC0183
C350	Ignition Coil	3.5L	4Matic	W/O Protective Hose, GAS, 204.388	IGC0183
C350	Ignition Coil	3.5L	Base	W/ Protective Hose, GAS, 204.357	IGC0184
C350	Ignition Coil	3.5L	4Matic	W/ Protective Hose, GAS, 204.388	IGC0184
CLA45 AMG	Ignition Coil	2.0L	4Matic	GAS, 117.352	IGC0193
CLA250	Ignition Coil	2.0L	4Matic	W/O Protective Hose, FLEX, 117.346	IGC0193
CLA250	Ignition Coil	2.0L	Base	W/O Protective Hose, GAS, 117.344	IGC0193
CLA250	Ignition Coil	2.0L	4Matic	W/O Protective Hose, GAS, 117.346	IGC0193
CLS63 AMG S	Ignition Coil	5.5L	4Matic	GAS, 218.376	IGC0184
CLS550	Ignition Coil	4.7L	Base	GAS, 218.373	IGC0184

Vehicle	Part Type	Engine Size	Trim	Note(s)	Part Number
<b>2015 Mercedes-Benz (cont'd)</b>					
CLS550	Ignition Coil	4.7L	4Matic	GAS, 218.391	IGC0184
E63 AMG	Ignition Coil	5.5L	4Matic	GAS, 212.092	IGC0184
E63 AMG S	Ignition Coil	5.5L	4Matic	GAS, 212.076	IGC0184
E63 AMG S	Ignition Coil	5.5L	4Matic	GAS, 212.276	IGC0184
E250	Voltage Regulator	2.1L	Bluetec	212.004, SPECIAL ORDER ONLY	ALR0423HU-D
E250	Voltage Regulator	2.1L	Bluetec 4Matic	212.097, SPECIAL ORDER ONLY	ALR0423HU-D
E250	Engine Crankshaft Position Sensor	2.1L	Bluetec	212.004	CPS8119
E250	Engine Crankshaft Position Sensor	2.1L	Bluetec 4Matic	212.097	CPS8119
E250	Diesel Glow Plug Relay	2.1L	Bluetec	TO 2/13/15, DIESEL, 212.004, SPECIAL ORDER ONLY	GLP2178-D
E250	Diesel Glow Plug Relay	2.1L	Bluetec 4Matic	TO 2/13/15, DIESEL, 212.097, SPECIAL ORDER ONLY	GLP2178-D
E250	Manifold Absolute Pressure Sensor	2.1L	Bluetec	212.004	PRS8211-HU
E250	Manifold Absolute Pressure Sensor	2.1L	Bluetec 4Matic	212.097	PRS8211-HU
E300	Ignition Coil	3.5L	4Matic	W/O Protective Hose, GAS, 212.080	IGC0183
E300	Ignition Coil	3.5L	4Matic	W/ Protective Hose, GAS, 212.080	IGC0184
E350	Ignition Coil	3.5L	Base	W/O Protective Hose, GAS, 212.059	IGC0183
E350	Ignition Coil	3.5L	4Matic	W/O Protective Hose, GAS, 212.088	IGC0183
E350	Ignition Coil	3.5L	4Matic	W/O Protective Hose, GAS, 212.288	IGC0183
E350	Ignition Coil	3.5L	Base	W/ Protective Hose, GAS, 212.059	IGC0184
E350	Ignition Coil	3.5L	4Matic	W/ Protective Hose, GAS, 212.088	IGC0184
E350	Ignition Coil	3.5L	4Matic	W/ Protective Hose, GAS, 212.288	IGC0184

Vehicle	Part Type	Engine Size	Trim	Note(s)	Part Number
<b>2015 Mercedes-Benz (cont'd)</b>					
E400	Ignition Coil	3.5L	Hybrid	W/O Protective Hose, ELECTRIC/GAS, 212.095	IGC0183
E400	Ignition Coil	3.5L	Hybrid	W/ Protective Hose, ELECTRIC/GAS, 212.095	IGC0184
E550	Ignition Coil	4.7L	Base	GAS, 207.373	IGC0184
E550	Ignition Coil	4.7L	Base	GAS, 207.473	IGC0184
E550	Ignition Coil	4.7L	4Matic	GAS, 212.091	IGC0184
G63 AMG	Ignition Coil	5.5L	Base	GAS, 463.273	IGC0184
G550	Voltage Regulator	5.5L	Base	463.237	ALR0417-HU
GL63 AMG	Ignition Coil	5.5L	Base	W/O Protective Hose, GAS, 166.874	IGC0184
GL350	Voltage Regulator	3.0L	Bluetec 4Matic	166.824, SPECIAL ORDER ONLY	ALR0420HU-D
GL350	Manifold Absolute Pressure Sensor	3.0L	Bluetec 4Matic	166.824	PRS8211-HU
GL450	ABS Wheel Speed Sensor	3.0L	4Matic	W/ Harness, Front, 166.864	ABS1635-HU
GL550	Ignition Coil	4.7L	4Matic	GAS, 166.873	IGC0184
GLA45 AMG	Ignition Coil	2.0L	4Matic	W/O Protective Hose, GAS, 156.952	IGC0193
GLA250	Ignition Coil	2.0L	Base	W/O Protective Hose, FLEX, 156.944	IGC0193
GLA250	Ignition Coil	2.0L	4Matic	W/O Protective Hose, FLEX, 156.946	IGC0193
GLA250	Ignition Coil	2.0L	Base	W/O Protective Hose, GAS, 156.944	IGC0193
GLA250	Ignition Coil	2.0L	4Matic	W/O Protective Hose, GAS, 156.946	IGC0193
GLK250	Engine Crankshaft Position Sensor	2.1L	Bluetec 4Matic	204.904	CPS8119
GLK250	Diesel Glow Plug Relay	2.1L	Bluetec 4Matic	TO 2/13/15, DIESEL, 204.904, SPECIAL ORDER ONLY	GLP2178-D
GLK250	Manifold Absolute Pressure Sensor	2.1L	Bluetec 4Matic	204.904	PRS8211-HU
GLK350	Ignition Coil	3.5L	Base	W/O Protective Hose, GAS, 204.957	IGC0183

Vehicle	Part Type	Engine Size	Trim	Note(s)	Part Number
<b>2015 Mercedes-Benz (cont'd)</b>					
GLK350	Ignition Coil	3.5L	4Matic	W/O Protective Hose, GAS, 204.988	IGC0183
GLK350	Ignition Coil	3.5L	Base	W/ Protective Hose, GAS, 204.957	IGC0184
GLK350	Ignition Coil	3.5L	4Matic	W/ Protective Hose, GAS, 204.988	IGC0184
ML63 AMG	Ignition Coil	5.5L	Base	W/O Protective Hose, GAS, 166.074	IGC0184
ML250	Voltage Regulator	2.1L	Bluetec 4Matic	166.004, SPECIAL ORDER ONLY	ALR0423HU-D
ML250	Engine Crankshaft Position Sensor	2.1L	Bluetec 4Matic	166.004	CPS8119
ML250	Diesel Glow Plug Relay	2.1L	Bluetec 4Matic	TO 2/13/15, DIESEL, 166.004, SPECIAL ORDER ONLY	GLP2178-D
ML250	Manifold Absolute Pressure Sensor	2.1L	Bluetec 4Matic	166.004	PRS8211-HU
ML350	Voltage Regulator	3.0L	Bluetec 4Matic	166.024, SPECIAL ORDER ONLY	ALR0420HU-D
ML350	Ignition Coil	3.5L	4Matic	GAS, 166.057	IGC0184
ML350	Ignition Coil	3.5L	Base	GAS, 166.058	IGC0184
ML350	Manifold Absolute Pressure Sensor	3.0L	Bluetec 4Matic	166.024	PRS8211-HU
ML550	Ignition Coil	4.7L	Base	GAS, 166.073	IGC0184
S63 AMG	Ignition Coil	5.5L	Base	GAS, 217.378	IGC0184
S63 AMG	Ignition Coil	5.5L	Base	GAS, 222.178	IGC0184
S65 AMG	Manifold Absolute Pressure Sensor	6.0L	Base	217.379	PRS8211-HU
S65 AMG	Manifold Absolute Pressure Sensor	6.0L	Base	222.179	PRS8211-HU
S550	Ignition Coil	4.7L	4Matic	GAS, 217.385	IGC0184
S550	Ignition Coil	4.7L	Base	GAS, 222.182	IGC0184
S550	Ignition Coil	4.7L	4Matic	GAS, 222.185	IGC0184
S600	Manifold Absolute Pressure Sensor	6.0L	Base	222.176	PRS8211-HU
SL63 AMG	Ignition Coil	5.5L	Base	GAS, 231.474	IGC0184
SL65 AMG	Manifold Absolute Pressure Sensor	6.0L	Base	231.479	PRS8211-HU
SL550	Ignition Coil	4.7L	Base	GAS, 231.473	IGC0184
SLK55 AMG	Ignition Coil	5.5L	Base	GAS, 172.475	IGC0184
SLK250	Voltage Regulator	1.8L	Base	172.447, SPECIAL ORDER ONLY	ALR0420HU-D
SLK250	Ignition Coil	1.8L	Base	GAS, 172.447	IGC0188

Vehicle	Part Type	Engine Size	Trim	Note(s)	Part Number
<b>2015 Mercedes-Benz (cont'd)</b>					
SLK250	Manifold Absolute Pressure Sensor	1.8L	Base	172.447	PRS8211-HU
SLK350	Ignition Coil	3.5L	Base	W/O Protective Hose, GAS, 172.457	IGC0183
SLK350	Ignition Coil	3.5L	Base	W/ Protective Hose, GAS, 172.457	IGC0184
SLS AMG	Ignition Coil	6.3L	GT	197.378	IGC4042-D
SLS AMG	Ignition Coil	6.3L	GT	197.478	IGC4042-D
SLS AMG	Manifold Absolute Pressure Sensor	6.3L	GT	197.378	PRS8211-HU
SLS AMG	Manifold Absolute Pressure Sensor	6.3L	GT	197.478	PRS8211-HU
Sprinter 2500	ABS Wheel Speed Sensor	2.1L, 3.0L	Base	W/ Harness; Exc Tax Code Factory (WJ9); 1830 mm, Rear Left, 906.633, SPECIAL ORDER ONLY	ABS1619HU-D
Sprinter 2500	ABS Wheel Speed Sensor	2.1L, 3.0L	Base	W/ Harness; Exc Tax Code Factory (WJ9); 1830 mm, Rear Left, 906.635, SPECIAL ORDER ONLY	ABS1619HU-D
Sprinter 2500	ABS Wheel Speed Sensor	2.1L, 3.0L	Base	W/ Harness; Exc Tax Code Factory (WJ9); 1830 mm, Rear Left, 906.637, SPECIAL ORDER ONLY	ABS1619HU-D
Sprinter 2500	Voltage Regulator	2.1L, 3.0L	Base	65KW; 80KW; 110KW; 95KW, 906.633, SPECIAL ORDER ONLY	ALR0407HU-D
Sprinter 2500	Voltage Regulator	2.1L, 3.0L	Base	65KW; 80KW; 110KW; 95KW, 906.635, SPECIAL ORDER ONLY	ALR0407HU-D
Sprinter 2500	Voltage Regulator	2.1L, 3.0L	Base	65KW; 80KW; 110KW; 95KW, 906.637, SPECIAL ORDER ONLY	ALR0407HU-D
Sprinter 2500	Voltage Regulator	2.1L, 3.0L	Base	Manufacturer : Valeo, 906.633, SPECIAL ORDER ONLY	ALR0423HU-D
Sprinter 2500	Voltage Regulator	2.1L, 3.0L	Base	Manufacturer : Valeo, 906.635, SPECIAL ORDER ONLY	ALR0423HU-D

Vehicle	Part Type	Engine Size	Trim	Note(s)	Part Number
<b>2015 Mercedes-Benz (cont'd)</b>					
Sprinter 2500	Voltage Regulator	2.1L, 3.0L	Base	Manufacturer : Valeo, 906.637, SPECIAL ORDER ONLY	ALR0423HU-D
Sprinter 2500	Voltage Regulator	2.1L, 3.0L	Base	Bosch Design, 906.633	ALR0630-HU
Sprinter 2500	Voltage Regulator	2.1L, 3.0L	Base	Bosch Design, 906.635	ALR0630-HU
Sprinter 2500	Voltage Regulator	2.1L, 3.0L	Base	Bosch Design, 906.637	ALR0630-HU
Sprinter 2500	Diesel Glow Plug Controller	2.1L, 3.0L	Base	DIESEL, 906.633	GLP2158
Sprinter 2500	Diesel Glow Plug Controller	2.1L, 3.0L	Base	DIESEL, 906.635	GLP2158
Sprinter 2500	Diesel Glow Plug Controller	2.1L, 3.0L	Base	DIESEL, 906.637	GLP2158
Sprinter 2500	Manifold Absolute Pressure Sensor	2.1L, 3.0L	Base	906.633	PRS8211-HU
Sprinter 2500	Manifold Absolute Pressure Sensor	2.1L, 3.0L	Base	906.635	PRS8211-HU
Sprinter 2500	Manifold Absolute Pressure Sensor	2.1L, 3.0L	Base	906.637	PRS8211-HU
Sprinter 3500	Voltage Regulator	2.1L, 3.0L	Base	65KW; 80KW; 110KW; 95KW, 906.653, SPECIAL ORDER ONLY	ALR0407HU-D
Sprinter 3500	Voltage Regulator	2.1L, 3.0L	Base	65KW; 80KW; 110KW; 95KW, 906.655, SPECIAL ORDER ONLY	ALR0407HU-D
Sprinter 3500	Voltage Regulator	2.1L, 3.0L	Base	65KW; 80KW; 110KW; 95KW, 906.657, SPECIAL ORDER ONLY	ALR0407HU-D
Sprinter 3500	Voltage Regulator	2.1L, 3.0L	Base	Manufacturer : Valeo, 906.153, SPECIAL ORDER ONLY	ALR0423HU-D
Sprinter 3500	Voltage Regulator	2.1L, 3.0L	Base	Manufacturer : Valeo, 906.155, SPECIAL ORDER ONLY	ALR0423HU-D
Sprinter 3500	Voltage Regulator	2.1L, 3.0L	Base	Manufacturer : Valeo, 906.653, SPECIAL ORDER ONLY	ALR0423HU-D
Sprinter 3500	Voltage Regulator	2.1L, 3.0L	Base	Manufacturer : Valeo, 906.655, SPECIAL ORDER ONLY	ALR0423HU-D

Vehicle	Part Type	Engine Size	Trim	Note(s)	Part Number
<b>2015 Mercedes-Benz (cont'd)</b>					
Sprinter 3500	Voltage Regulator	2.1L, 3.0L	Base	Manufacturer : Valeo, 906.657, SPECIAL ORDER ONLY	ALR0423HU-D
Sprinter 3500	Voltage Regulator	2.1L, 3.0L	Base	Bosch Design, 906.153	ALR0630-HU
Sprinter 3500	Voltage Regulator	2.1L, 3.0L	Base	Bosch Design, 906.155	ALR0630-HU
Sprinter 3500	Voltage Regulator	2.1L, 3.0L	Base	Bosch Design, 906.653	ALR0630-HU
Sprinter 3500	Voltage Regulator	2.1L, 3.0L	Base	Bosch Design, 906.655	ALR0630-HU
Sprinter 3500	Voltage Regulator	2.1L, 3.0L	Base	Bosch Design, 906.657	ALR0630-HU
Sprinter 3500	Diesel Glow Plug Controller	2.1L, 3.0L	Base	DIESEL, 906.153	GLP2158
Sprinter 3500	Diesel Glow Plug Controller	2.1L, 3.0L	Base	DIESEL, 906.155	GLP2158
Sprinter 3500	Diesel Glow Plug Controller	2.1L, 3.0L	Base	DIESEL, 906.653	GLP2158
Sprinter 3500	Diesel Glow Plug Controller	2.1L, 3.0L	Base	DIESEL, 906.655	GLP2158
Sprinter 3500	Diesel Glow Plug Controller	2.1L, 3.0L	Base	DIESEL, 906.657	GLP2158
Sprinter 3500	Manifold Absolute Pressure Sensor	2.1L, 3.0L	Base	906.153	PRS8211-HU
Sprinter 3500	Manifold Absolute Pressure Sensor	2.1L, 3.0L	Base	906.155	PRS8211-HU
Sprinter 3500	Manifold Absolute Pressure Sensor	2.1L, 3.0L	Base	906.653	PRS8211-HU
Sprinter 3500	Manifold Absolute Pressure Sensor	2.1L, 3.0L	Base	906.655	PRS8211-HU
Sprinter 3500	Manifold Absolute Pressure Sensor	2.1L, 3.0L	Base	906.657	PRS8211-HU
<b>2016 Mercedes-Benz</b>					
B250	Ignition Coil	2.0L	Base	W/O Protective Hose, GAS, 246.244	IGC0193
B250	Ignition Coil	2.0L	4Matic	W/O Protective Hose, GAS, 246.246	IGC0193
C300	Ignition Coil	2.0L	Base	Manufacturer: Bosch, GAS, 205.048	IGC0193
C300	Ignition Coil	2.0L	4Matic	Manufacturer: Delphi, GAS, 205.049	IGC0193



Vehicle	Part Type	Engine Size	Trim	Note(s)	Part Number
<b>2016 Mercedes-Benz (cont'd)</b>					
C350e	Ignition Coil	2.0L	Base	Manufacturer: Delphi, ELECTRIC/GAS, 205.047	IGC0193
CLA45 AMG	Ignition Coil	2.0L	4Matic	GAS, 117.352	IGC0193
CLA250	Ignition Coil	2.0L	4Matic	W/O Protective Hose, FLEX, 117.346	IGC0193
CLA250	Ignition Coil	2.0L	Base	W/O Protective Hose, GAS, 117.344	IGC0193
CLA250	Ignition Coil	2.0L	4Matic	W/O Protective Hose, GAS, 117.346	IGC0193
CLS63 AMG S	Ignition Coil	5.5L	4Matic	GAS, 218.376	IGC0184
CLS550	Ignition Coil	4.7L	Base	GAS, 218.373	IGC0184
CLS550	Ignition Coil	4.7L	4Matic	GAS, 218.391	IGC0184
E63 AMG S	Ignition Coil	5.5L	4Matic	GAS, 212.076	IGC0184
E63 AMG S	Ignition Coil	5.5L	4Matic	GAS, 212.276	IGC0184
E250	Voltage Regulator	2.1L	Bluetec	212.004, SPECIAL ORDER ONLY	ALR0423HU-D
E250	Voltage Regulator	2.1L	Bluetec 4Matic	212.097, SPECIAL ORDER ONLY	ALR0423HU-D
E250	Diesel Glow Plug Relay	2.1L	Bluetec	From 13/02/2015, DIESEL, 651.924, Sedan, 212.004, SPECIAL ORDER ONLY	GLP2177-D
E250	Diesel Glow Plug Relay	2.1L	Bluetec 4Matic	From 13/02/2015, DIESEL, 651.924, Sedan, 212.097, SPECIAL ORDER ONLY	GLP2177-D
E250	Diesel Glow Plug Relay	2.1L	Bluetec	From 20/04/2015, DIESEL, 651.924, Sedan, 212.004, SPECIAL ORDER ONLY	GLP2178-D
E250	Diesel Glow Plug Relay	2.1L	Bluetec 4Matic	From 20/04/2015, DIESEL, 651.924, Sedan, 212.097, SPECIAL ORDER ONLY	GLP2178-D
E250	Manifold Absolute Pressure Sensor	2.1L	Bluetec	212.004	PRS8211-HU
E250	Manifold Absolute Pressure Sensor	2.1L	Bluetec 4Matic	212.097	PRS8211-HU
E300	Ignition Coil	3.5L	4Matic	W/O Protective Hose, GAS, 212.080	IGC0183

Vehicle	Part Type	Engine Size	Trim	Note(s)	Part Number
<b>2016 Mercedes-Benz (cont'd)</b>					
E300	Ignition Coil	3.5L	4Matic	W/ Protective Hose, GAS, 212.080	IGC0184
E350	Ignition Coil	3.5L	Base	W/O Protective Hose, GAS, 212.059	IGC0183
E350	Ignition Coil	3.5L	4Matic	W/O Protective Hose, GAS, 212.088	IGC0183
E350	Ignition Coil	3.5L	4Matic	W/O Protective Hose, GAS, 212.288	IGC0183
E350	Ignition Coil	3.5L	Base	W/ Protective Hose, GAS, 212.059	IGC0184
E350	Ignition Coil	3.5L	4Matic	W/ Protective Hose, GAS, 212.088	IGC0184
E350	Ignition Coil	3.5L	4Matic	W/ Protective Hose, GAS, 212.288	IGC0184
E550	Ignition Coil	4.7L	Base	GAS, 207.373	IGC0184
E550	Ignition Coil	4.7L	Base	GAS, 207.473	IGC0184
E550	Ignition Coil	4.7L	4Matic	GAS, 212.091	IGC0184
G63 AMG	Ignition Coil	5.5L	Base	GAS, 463.273	IGC0184
G65 AMG	Manifold Absolute Pressure Sensor	6.0L	Base	463.275	PRS8211-HU
GL63 AMG	Ignition Coil	5.5L	Base	W/O Protective Hose, GAS, 166.874	IGC0184
GL350	Voltage Regulator	3.0L	Bluetec 4Matic	166.824, SPECIAL ORDER ONLY	ALR0420HU-D
GL350	Manifold Absolute Pressure Sensor	3.0L	Bluetec 4Matic	166.824	PRS8211-HU
GL450	ABS Wheel Speed Sensor	3.0L	4Matic	W/ Harness, Front, 166.864	ABS1635-HU
GL550	Ignition Coil	4.7L	4Matic	GAS, 166.873	IGC0184
GLA45 AMG	Ignition Coil	2.0L	4Matic	W/O Protective Hose, GAS, 156.952	IGC0193
GLA250	Ignition Coil	2.0L	Base	W/O Protective Hose, FLEX, 156.944	IGC0193
GLA250	Ignition Coil	2.0L	4Matic	W/O Protective Hose, FLEX, 156.946	IGC0193
GLA250	Ignition Coil	2.0L	Base, CGI Sport	W/O Protective Hose, GAS, 156.944	IGC0193

Vehicle	Part Type	Engine Size	Trim	Note(s)	Part Number
<b>2016 Mercedes-Benz (cont'd)</b>					
GLA250	Ignition Coil	2.0L	4Matic	W/O Protective Hose, GAS, 156.946	IGC0193
GLC300	Ignition Coil	2.0L	Base	Manufacturer: Delphi, GAS, 253.948	IGC0193
GLC300	Ignition Coil	2.0L	4Matic	Manufacturer: Delphi, GAS, 253.949	IGC0193
GLE63 AMG	Ignition Coil	5.5L	Base	W/O Protective Hose, GAS, 166.074	IGC0184
GLE63 AMG S	ABS Wheel Speed Sensor	5.5L	Base	W/ Harness, Front, 166.075	ABS1635-HU
GLE63 AMG S	ABS Wheel Speed Sensor	5.5L	Base	W/ Harness, Front, 292.375	ABS1635-HU
GLE63 AMG S	Ignition Coil	5.5L	Base	W/O Protective Hose, GAS, 166.075	IGC0184
GLE63 AMG S	Ignition Coil	5.5L	Base	W/O Protective Hose, GAS, 292.375	IGC0184
GLE300d	Voltage Regulator	2.1L	4Matic	166.004, SPECIAL ORDER ONLY	ALR0423HU-D
GLE300d	Diesel Glow Plug Relay	2.1L	4Matic	DIESEL, 166.004, SPECIAL ORDER ONLY	GLP2178-D
GLE300d	Manifold Absolute Pressure Sensor	2.1L	4Matic	166.004	PRS8211-HU
GLE350	Ignition Coil	3.5L	4Matic	GAS, 166.057	IGC0184
GLE350	Ignition Coil	3.5L	Base	GAS, 166.058	IGC0184
GLE350d	ABS Wheel Speed Sensor	3.0L	4Matic	W/ Harness, Front, 292.324	ABS1635-HU
GLE350d	Manifold Absolute Pressure Sensor	3.0L	4Matic	292.324	PRS8211-HU
GLE550	Ignition Coil	4.7L	4Matic	GAS, 166.073	IGC0184
GLE550e	ABS Wheel Speed Sensor	3.0L	4Matic	W/ Harness, Front, 166.063	ABS1635-HU
Maybach S600	Manifold Absolute Pressure Sensor	6.0L	Base	222.976	PRS8211-HU
Metris	Voltage Regulator	2.0L	Base	447.603, SPECIAL ORDER ONLY	ALR0423HU-D
Metris	Voltage Regulator	2.0L	Base	447.703, SPECIAL ORDER ONLY	ALR0423HU-D
Metris	Ignition Coil	2.0L	Base	Manufacturer: Delphi, GAS, 447.603	IGC0193
Metris	Ignition Coil	2.0L	Base	Manufacturer: Delphi, GAS, 447.703	IGC0193

Vehicle	Part Type	Engine Size	Trim	Note(s)	Part Number
<b>2016 Mercedes-Benz (cont'd)</b>					
S63 AMG	Ignition Coil	5.5L	Base	GAS, 217.378	IGC0184
S63 AMG	Ignition Coil	5.5L	Base	GAS, 222.178	IGC0184
S65 AMG	Manifold Absolute Pressure Sensor	6.0L	Base	217.379	PRS8211-HU
S65 AMG	Manifold Absolute Pressure Sensor	6.0L	Base	222.179	PRS8211-HU
S550	Ignition Coil	4.7L	4Matic	GAS, 217.385	IGC0184
S550	Ignition Coil	4.7L	Base	GAS, 222.182	IGC0184
S550	Ignition Coil	4.7L	4Matic	GAS, 222.185	IGC0184
S600	Manifold Absolute Pressure Sensor	6.0L	Base	222.176	PRS8211-HU
SL63 AMG	Ignition Coil	5.5L	Base	GAS, 231.474	IGC0184
SL65 AMG	Manifold Absolute Pressure Sensor	6.0L	Base	231.479	PRS8211-HU
SL550	Ignition Coil	4.7L	Base	GAS, 231.473	IGC0184
SLK55 AMG	Ignition Coil	5.5L	Base	GAS, 172.475	IGC0184
SLK300	Ignition Coil	2.0L	Base	Manufacturer: Delphi, GAS, 172.438	IGC0193
SLK350	Ignition Coil	3.5L	Base	W/O Protective Hose, GAS, 172.457	IGC0183
SLK350	Ignition Coil	3.5L	Base	W/ Protective Hose, GAS, 172.457	IGC0184
Sprinter 2500	ABS Wheel Speed Sensor	2.1L, 3.0L	Base	W/ Harness; Exc Tax Code Factory (WJ9); 1830 mm, Rear Left, 906.633, SPECIAL ORDER ONLY	ABS1619HU-D
Sprinter 2500	ABS Wheel Speed Sensor	2.1L, 3.0L	Base	W/ Harness; Exc Tax Code Factory (WJ9); 1830 mm, Rear Left, 906.635, SPECIAL ORDER ONLY	ABS1619HU-D
Sprinter 2500	ABS Wheel Speed Sensor	2.1L, 3.0L	Base	W/ Harness; Exc Tax Code Factory (WJ9); 1830 mm, Rear Left, 906.637, SPECIAL ORDER ONLY	ABS1619HU-D
Sprinter 2500	Voltage Regulator	2.1L, 3.0L	Base	65KW; 80KW; 110KW; 95KW, 906.633, SPECIAL ORDER ONLY	ALR0407HU-D
Sprinter 2500	Voltage Regulator	2.1L, 3.0L	Base	65KW; 80KW; 110KW; 95KW, 906.635, SPECIAL ORDER ONLY	ALR0407HU-D

Vehicle	Part Type	Engine Size	Trim	Note(s)	Part Number
<b>2016 Mercedes-Benz (cont'd)</b>					
Sprinter 2500	Voltage Regulator	2.1L, 3.0L	Base	65KW; 80KW; 110KW; 95KW, 906.637, SPECIAL ORDER ONLY	ALR0407HU-D
Sprinter 2500	Voltage Regulator	2.1L, 3.0L	Base	Manufacturer : Valeo, 906.633, SPECIAL ORDER ONLY	ALR0423HU-D
Sprinter 2500	Voltage Regulator	2.1L, 3.0L	Base	Manufacturer : Valeo, 906.635, SPECIAL ORDER ONLY	ALR0423HU-D
Sprinter 2500	Voltage Regulator	2.1L, 3.0L	Base	Manufacturer : Valeo, 906.637, SPECIAL ORDER ONLY	ALR0423HU-D
Sprinter 2500	Voltage Regulator	2.1L, 3.0L	Base	Bosch Design, 906.633	ALR0630-HU
Sprinter 2500	Voltage Regulator	2.1L, 3.0L	Base	Bosch Design, 906.635	ALR0630-HU
Sprinter 2500	Voltage Regulator	2.1L, 3.0L	Base	Bosch Design, 906.637	ALR0630-HU
Sprinter 2500	Diesel Glow Plug Controller	2.1L, 3.0L	Base	DIESEL, 906.633	GLP2158
Sprinter 2500	Diesel Glow Plug Controller	2.1L, 3.0L	Base	DIESEL, 906.635	GLP2158
Sprinter 2500	Diesel Glow Plug Controller	2.1L, 3.0L	Base	DIESEL, 906.637	GLP2158
Sprinter 2500	Manifold Absolute Pressure Sensor	2.1L, 3.0L	Base	906.633	PRS8211-HU
Sprinter 2500	Manifold Absolute Pressure Sensor	2.1L, 3.0L	Base	906.635	PRS8211-HU
Sprinter 2500	Manifold Absolute Pressure Sensor	2.1L, 3.0L	Base	906.637	PRS8211-HU
Sprinter 3500	Voltage Regulator	2.1L, 3.0L	Base	65KW; 80KW; 110KW; 95KW, 906.653, SPECIAL ORDER ONLY	ALR0407HU-D
Sprinter 3500	Voltage Regulator	2.1L, 3.0L	Base	65KW; 80KW; 110KW; 95KW, 906.655, SPECIAL ORDER ONLY	ALR0407HU-D
Sprinter 3500	Voltage Regulator	2.1L, 3.0L	Base	65KW; 80KW; 110KW; 95KW, 906.657, SPECIAL ORDER ONLY	ALR0407HU-D
Sprinter 3500	Voltage Regulator	2.1L, 3.0L	Base	Manufacturer : Valeo, 906.153, SPECIAL ORDER ONLY	ALR0423HU-D

Vehicle	Part Type	Engine Size	Trim	Note(s)	Part Number
<b>2016 Mercedes-Benz (cont'd)</b>					
Sprinter 3500	Voltage Regulator	2.1L, 3.0L	Base	Manufacturer : Valeo, 906.155, SPECIAL ORDER ONLY	ALR0423HU-D
Sprinter 3500	Voltage Regulator	2.1L, 3.0L	Base	Manufacturer : Valeo, 906.653, SPECIAL ORDER ONLY	ALR0423HU-D
Sprinter 3500	Voltage Regulator	2.1L, 3.0L	Base	Manufacturer : Valeo, 906.655, SPECIAL ORDER ONLY	ALR0423HU-D
Sprinter 3500	Voltage Regulator	2.1L, 3.0L	Base	Manufacturer : Valeo, 906.657, SPECIAL ORDER ONLY	ALR0423HU-D
Sprinter 3500	Voltage Regulator	2.1L, 3.0L	Base	Bosch Design, 906.153	ALR0630-HU
Sprinter 3500	Voltage Regulator	2.1L, 3.0L	Base	Bosch Design, 906.155	ALR0630-HU
Sprinter 3500	Voltage Regulator	2.1L, 3.0L	Base	Bosch Design, 906.653	ALR0630-HU
Sprinter 3500	Voltage Regulator	2.1L, 3.0L	Base	Bosch Design, 906.655	ALR0630-HU
Sprinter 3500	Voltage Regulator	2.1L, 3.0L	Base	Bosch Design, 906.657	ALR0630-HU
Sprinter 3500	Diesel Glow Plug Controller	2.1L, 3.0L	Base	DIESEL, 906.153	GLP2158
Sprinter 3500	Diesel Glow Plug Controller	2.1L, 3.0L	Base	DIESEL, 906.155	GLP2158
Sprinter 3500	Diesel Glow Plug Controller	2.1L, 3.0L	Base	DIESEL, 906.653	GLP2158
Sprinter 3500	Diesel Glow Plug Controller	2.1L, 3.0L	Base	DIESEL, 906.655	GLP2158
Sprinter 3500	Diesel Glow Plug Controller	2.1L, 3.0L	Base	DIESEL, 906.657	GLP2158
Sprinter 3500	Manifold Absolute Pressure Sensor	2.1L, 3.0L	Base	906.153	PRS8211-HU
Sprinter 3500	Manifold Absolute Pressure Sensor	2.1L, 3.0L	Base	906.155	PRS8211-HU
Sprinter 3500	Manifold Absolute Pressure Sensor	2.1L, 3.0L	Base	906.653	PRS8211-HU
Sprinter 3500	Manifold Absolute Pressure Sensor	2.1L, 3.0L	Base	906.655	PRS8211-HU
Sprinter 3500	Manifold Absolute Pressure Sensor	2.1L, 3.0L	Base	906.657	PRS8211-HU
<b>2017 Mercedes-Benz</b>					
B250	Ignition Coil	2.0L	Base	W/O Protective Hose, GAS, 246.244	IGC0193

Vehicle	Part Type	Engine Size	Trim	Note(s)	Part Number
<b>2017 Mercedes-Benz (cont'd)</b>					
B250	Ignition Coil	2.0L	4Matic	W/O Protective Hose, GAS, 246.246	IGC0193
C300	Ignition Coil	2.0L	Base	Manufacturer: Bosch, GAS, 205.048	IGC0193
C300	Ignition Coil	2.0L	4Matic	Manufacturer: Delphi, GAS, 205.049	IGC0193
C300	Ignition Coil	2.0L	Base	Manufacturer: Delphi, GAS, 205.348	IGC0193
C300	Ignition Coil	2.0L	4Matic	Manufacturer: Delphi, GAS, 205.349	IGC0193
C350e	Ignition Coil	2.0L	Base	Manufacturer: Delphi, ELECTRIC/GAS, 205.047	IGC0193
CLA45 AMG	Ignition Coil	2.0L	4Matic	GAS, 117.352	IGC0193
CLA250	Ignition Coil	2.0L	4Matic	W/O Protective Hose, FLEX, 117.346	IGC0193
CLA250	Ignition Coil	2.0L	Base	W/O Protective Hose, GAS, 117.344	IGC0193
CLA250	Ignition Coil	2.0L	4Matic	W/O Protective Hose, GAS, 117.346	IGC0193
CLS63 AMG S	Ignition Coil	5.5L	4Matic	GAS, 218.376	IGC0184
CLS550	Ignition Coil	4.7L	Base	GAS, 218.373	IGC0184
CLS550	Ignition Coil	4.7L	4Matic	GAS, 218.391	IGC0184
E300	Ignition Coil	2.0L	Base	Manufacturer: Bosch, GAS, 213.048	IGC0193
E300	Ignition Coil	2.0L	4Matic	Manufacturer: Bosch, GAS, 213.049	IGC0193
E550	Ignition Coil	4.7L	Base	GAS, 207.373	IGC0184
E550	Ignition Coil	4.7L	Base	GAS, 207.473	IGC0184
G63 AMG	Ignition Coil	5.5L	Base	GAS, 463.273	IGC0184
G65 AMG	Manifold Absolute Pressure Sensor	6.0L	Base	463.275	PRS8211-HU
GLA45 AMG	Ignition Coil	2.0L	4Matic	W/O Protective Hose, GAS, 156.952	IGC0193
GLA250	Ignition Coil	2.0L	Base	W/O Protective Hose, FLEX, 156.944	IGC0193

Vehicle	Part Type	Engine Size	Trim	Note(s)	Part Number
<b>2017 Mercedes-Benz (cont'd)</b>					
GLA250	Ignition Coil	2.0L	4Matic	W/O Protective Hose, FLEX, 156.946	IGC0193
GLA250	Ignition Coil	2.0L	Base	W/O Protective Hose, GAS, 156.944	IGC0193
GLA250	Ignition Coil	2.0L	4Matic	W/O Protective Hose, GAS, 156.946	IGC0193
GLC300	Ignition Coil	2.0L	Base	Manufacturer: Delphi, GAS, 253.948	IGC0193
GLC300	Ignition Coil	2.0L	4Matic	Manufacturer: Delphi, GAS, 253.949	IGC0193
GLE43 AMG	ABS Wheel Speed Sensor	3.0L	Base	W/ Harness, Front, 292.364	ABS1635-HU
GLE63 AMG	ABS Wheel Speed Sensor	5.5L	Base	W/ Harness, Front, 166.074	ABS1635-HU
GLE63 AMG	Ignition Coil	5.5L	Base	W/O Protective Hose, GAS, 166.074	IGC0184
GLE63 AMG S	ABS Wheel Speed Sensor	5.5L	Base	W/ Harness, Front, 166.075	ABS1635-HU
GLE63 AMG S	ABS Wheel Speed Sensor	5.5L	Base	W/ Harness, Front, 292.375	ABS1635-HU
GLE63 AMG S	Ignition Coil	5.5L	Base	W/O Protective Hose, GAS, 166.075	IGC0184
GLE63 AMG S	Ignition Coil	5.5L	Base	W/O Protective Hose, GAS, 292.375	IGC0184
GLE350	ABS Wheel Speed Sensor	3.5L	4Matic	W/ Harness, Front, 166.057	ABS1635-HU
GLE350	ABS Wheel Speed Sensor	3.5L	Base	W/ Harness, Front, 166.058	ABS1635-HU
GLE350	Ignition Coil	3.5L	4Matic	GAS, 166.057	IGC0184
GLE350	Ignition Coil	3.5L	Base	GAS, 166.058	IGC0184
GLE550	ABS Wheel Speed Sensor	4.7L	4Matic	W/ Harness, Front, 166.073	ABS1635-HU
GLE550	Ignition Coil	4.7L	4Matic	GAS, 166.073	IGC0184
GLE550e	ABS Wheel Speed Sensor	3.0L	4Matic	W/ Harness, Front, 166.063	ABS1635-HU
GLS63 AMG	ABS Wheel Speed Sensor	5.5L	Base	W/ Harness, Front, 166.875	ABS1635-HU
GLS63 AMG	Ignition Coil	5.5L	Base	W/O Protective Hose, GAS, 166.875	IGC0184
GLS450	ABS Wheel Speed Sensor	3.0L	4Matic	W/ Harness, Front, 166.864	ABS1635-HU



Vehicle	Part Type	Engine Size	Trim	Note(s)	Part Number
<b>2017 Mercedes-Benz (cont'd)</b>					
GLS550	ABS Wheel Speed Sensor	4.7L	4Matic	W/ Harness, Front, 166.873	ABS1635-HU
GLS550	Ignition Coil	4.7L	4Matic	W/O Protective Hose, GAS, 166.873	IGC0184
Maybach S550	Ignition Coil	4.7L	4Matic	GAS, 222.985	IGC0184
Maybach S600	Manifold Absolute Pressure Sensor	6.0L	Base	222.976	PRS8211-HU
Metris	Voltage Regulator	2.0L	Base	447.603, SPECIAL ORDER ONLY	ALR0423HU-D
Metris	Voltage Regulator	2.0L	Base	447.703, SPECIAL ORDER ONLY	ALR0423HU-D
Metris	Ignition Coil	2.0L	Base	Manufacturer: Delphi, GAS, 447.603	IGC0193
Metris	Ignition Coil	2.0L	Base	Manufacturer: Delphi, GAS, 447.703	IGC0193
S63 AMG	Ignition Coil	5.5L	Base	GAS, 217.378	IGC0184
S63 AMG	Ignition Coil	5.5L	Base	GAS, 217.478	IGC0184
S63 AMG	Ignition Coil	5.5L	Base	GAS, 222.178	IGC0184
S65 AMG	Manifold Absolute Pressure Sensor	6.0L	Base	217.379	PRS8211-HU
S65 AMG	Manifold Absolute Pressure Sensor	6.0L	Base	217.479	PRS8211-HU
S65 AMG	Manifold Absolute Pressure Sensor	6.0L	Base	222.179	PRS8211-HU
S550	Ignition Coil	4.7L	4Matic	GAS, 217.385	IGC0184
S550	Ignition Coil	4.7L	Base	GAS, 217.482	IGC0184
S550	Ignition Coil	4.7L	Base	GAS, 222.182	IGC0184
S550	Ignition Coil	4.7L	4Matic	GAS, 222.185	IGC0184
S600	Manifold Absolute Pressure Sensor	6.0L	Base	222.176	PRS8211-HU
SL63 AMG	Ignition Coil	5.5L	Base	GAS, 231.474	IGC0184
SL65 AMG	Manifold Absolute Pressure Sensor	6.0L	Base	231.479	PRS8211-HU
SL550	Ignition Coil	4.7L	Base	GAS, 231.473	IGC0184
SLC300	Ignition Coil	2.0L	Base	Manufacturer: Delphi, GAS, 172.438	IGC0193
Sprinter 2500	ABS Wheel Speed Sensor	2.1L, 3.0L	Base	W/ Harness; W/O Factory Code WJ9, Rear Left, 906.633, SPECIAL ORDER ONLY	ABS1619HU-D

Vehicle	Part Type	Engine Size	Trim	Note(s)	Part Number
<b>2017 Mercedes-Benz (cont'd)</b>					
Sprinter 2500	ABS Wheel Speed Sensor	2.1L, 3.0L	Base	W/ Harness; W/O Factory Code WJ9, Rear Left, 906.635, SPECIAL ORDER ONLY	ABS1619HU-D
Sprinter 2500	ABS Wheel Speed Sensor	2.1L, 3.0L	Base	W/ Harness; W/O Factory Code WJ9, Rear Left, 906.637, SPECIAL ORDER ONLY	ABS1619HU-D
Sprinter 2500	Voltage Regulator	2.1L, 3.0L	Base	Manufacturer : Valeo, 906.633, SPECIAL ORDER ONLY	ALR0423HU-D
Sprinter 2500	Voltage Regulator	2.1L, 3.0L	Base	Manufacturer : Valeo, 906.635, SPECIAL ORDER ONLY	ALR0423HU-D
Sprinter 2500	Voltage Regulator	2.1L, 3.0L	Base	Manufacturer : Valeo, 906.637, SPECIAL ORDER ONLY	ALR0423HU-D
Sprinter 2500	Voltage Regulator	2.1L, 3.0L	Base	Bosch Design, 906.633	ALR0630-HU
Sprinter 2500	Voltage Regulator	2.1L, 3.0L	Base	Bosch Design, 906.635	ALR0630-HU
Sprinter 2500	Voltage Regulator	2.1L, 3.0L	Base	Bosch Design, 906.637	ALR0630-HU
Sprinter 2500	Diesel Glow Plug Controller	2.1L, 3.0L	Base	DIESEL, 906.633	GLP2158
Sprinter 2500	Diesel Glow Plug Controller	2.1L, 3.0L	Base	DIESEL, 906.635	GLP2158
Sprinter 2500	Diesel Glow Plug Controller	2.1L, 3.0L	Base	DIESEL, 906.637	GLP2158
Sprinter 2500	Manifold Absolute Pressure Sensor	2.1L	Base	651.955, 906.633	PRS8211-HU
Sprinter 2500	Manifold Absolute Pressure Sensor	2.1L	Base	651.955, 906.635	PRS8211-HU
Sprinter 2500	Manifold Absolute Pressure Sensor	2.1L	Base	651.955, 906.637	PRS8211-HU
Sprinter 2500	Manifold Absolute Pressure Sensor	3.0L	Base	906.633	PRS8211-HU
Sprinter 2500	Manifold Absolute Pressure Sensor	3.0L	Base	906.635	PRS8211-HU
Sprinter 2500	Manifold Absolute Pressure Sensor	3.0L	Base	906.637	PRS8211-HU
Sprinter 3500	Voltage Regulator	2.1L, 3.0L	Base	Manufacturer : Valeo, 906.153, SPECIAL ORDER ONLY	ALR0423HU-D

Vehicle	Part Type	Engine Size	Trim	Note(s)	Part Number
<b>2017 Mercedes-Benz (cont'd)</b>					
Sprinter 3500	Voltage Regulator	2.1L, 3.0L	Base	Manufacturer : Valeo, 906.155, SPECIAL ORDER ONLY	ALR0423HU-D
Sprinter 3500	Voltage Regulator	2.1L, 3.0L	Base	Manufacturer : Valeo, 906.653, SPECIAL ORDER ONLY	ALR0423HU-D
Sprinter 3500	Voltage Regulator	2.1L, 3.0L	Base	Manufacturer : Valeo, 906.655, SPECIAL ORDER ONLY	ALR0423HU-D
Sprinter 3500	Voltage Regulator	2.1L, 3.0L	Base	Manufacturer : Valeo, 906.657, SPECIAL ORDER ONLY	ALR0423HU-D
Sprinter 3500	Voltage Regulator	2.1L, 3.0L	Base	Bosch Design, 906.153	ALR0630-HU
Sprinter 3500	Voltage Regulator	2.1L, 3.0L	Base	Bosch Design, 906.155	ALR0630-HU
Sprinter 3500	Voltage Regulator	2.1L, 3.0L	Base	Bosch Design, 906.653	ALR0630-HU
Sprinter 3500	Voltage Regulator	2.1L, 3.0L	Base	Bosch Design, 906.655	ALR0630-HU
Sprinter 3500	Voltage Regulator	2.1L, 3.0L	Base	Bosch Design, 906.657	ALR0630-HU
Sprinter 3500	Diesel Glow Plug Controller	2.1L, 3.0L	Base	DIESEL, 906.153	GLP2158
Sprinter 3500	Diesel Glow Plug Controller	2.1L, 3.0L	Base	DIESEL, 906.155	GLP2158
Sprinter 3500	Diesel Glow Plug Controller	2.1L, 3.0L	Base	DIESEL, 906.653	GLP2158
Sprinter 3500	Diesel Glow Plug Controller	2.1L, 3.0L	Base	DIESEL, 906.655	GLP2158
Sprinter 3500	Diesel Glow Plug Controller	2.1L, 3.0L	Base	DIESEL, 906.657	GLP2158
Sprinter 3500	Manifold Absolute Pressure Sensor	2.1L	Base	651.955, 906.153	PRS8211-HU
Sprinter 3500	Manifold Absolute Pressure Sensor	2.1L	Base	651.955, 906.155	PRS8211-HU
Sprinter 3500	Manifold Absolute Pressure Sensor	2.1L	Base	651.955, 906.653	PRS8211-HU
Sprinter 3500	Manifold Absolute Pressure Sensor	2.1L	Base	651.955, 906.655	PRS8211-HU
Sprinter 3500	Manifold Absolute Pressure Sensor	2.1L	Base	651.955, 906.657	PRS8211-HU
Sprinter 3500	Manifold Absolute Pressure Sensor	3.0L	Base	906.153	PRS8211-HU
Sprinter 3500	Manifold Absolute Pressure Sensor	3.0L	Base	906.155	PRS8211-HU

Vehicle	Part Type	Engine Size	Trim	Note(s)	Part Number
<b>2017 Mercedes-Benz (cont'd)</b>					
Sprinter 3500	Manifold Absolute Pressure Sensor	3.0L	Base	906.653	PRS8211-HU
Sprinter 3500	Manifold Absolute Pressure Sensor	3.0L	Base	906.655	PRS8211-HU
Sprinter 3500	Manifold Absolute Pressure Sensor	3.0L	Base	906.657	PRS8211-HU
<b>2018 Mercedes-Benz</b>					
B250	Ignition Coil	2.0L	Base	W/O Protective hose, GAS, 246.244	IGC0193
B250	Ignition Coil	2.0L	4Matic	W/O Protective hose, GAS, 246.246	IGC0193
C300	Ignition Coil	2.0L	Base	Manufacturer: Delphi, GAS, 205.048	IGC0193
C300	Ignition Coil	2.0L	4Matic	Manufacturer: Delphi, GAS, 205.049	IGC0193
C300	Ignition Coil	2.0L	Base	Manufacturer: Delphi, GAS, 205.348	IGC0193
C300	Ignition Coil	2.0L	4Matic	Manufacturer: Delphi, GAS, 205.349	IGC0193
C300	Ignition Coil	2.0L	Base	Manufacturer: Delphi, GAS, 205.448	IGC0193
C300	Ignition Coil	2.0L	4Matic	Manufacturer: Delphi, GAS, 205.449	IGC0193
C350e	Ignition Coil	2.0L	Base	Manufacturer: Delphi, ELECTRIC/GAS, 205.047	IGC0193
CLA45 AMG	Ignition Coil	2.0L	4Matic	W/O Protective hose, GAS, 117.352	IGC0193
CLA250	Ignition Coil	2.0L	4Matic	W/O Protective hose, FLEX, 117.346	IGC0193
CLA250	Ignition Coil	2.0L	Base	W/O Protective hose, GAS, 117.344	IGC0193
CLA250	Ignition Coil	2.0L	4Matic	W/O Protective hose, GAS, 117.346	IGC0193
CLS63 AMG S	Ignition Coil	5.5L	4Matic	GAS, 218.376	IGC0184
CLS550	Ignition Coil	4.7L	Base	GAS, 218.373	IGC0184
CLS550	Ignition Coil	4.7L	4Matic	GAS, 218.391	IGC0184

Vehicle	Part Type	Engine Size	Trim	Note(s)	Part Number
<b>2018 Mercedes-Benz (cont'd)</b>					
E300	Ignition Coil	2.0L	Base	Manufacturer: Delphi, GAS, 213.048	IGC0193
E300	Ignition Coil	2.0L	4Matic	Manufacturer: Delphi, GAS, 213.049	IGC0193
G63 AMG	Ignition Coil	5.5L	Base	GAS, 463.273	IGC0184
GLA45 AMG	Ignition Coil	2.0L	4Matic	W/O Protective hose, GAS, 156.952	IGC0193
GLA250	Ignition Coil	2.0L	Base	W/O Protective hose, FLEX, 156.944	IGC0193
GLA250	Ignition Coil	2.0L	4Matic	W/O Protective hose, FLEX, 156.946	IGC0193
GLA250	Ignition Coil	2.0L	Base	W/O Protective hose, GAS, 156.944	IGC0193
GLA250	Ignition Coil	2.0L	4Matic	W/O Protective hose, GAS, 156.946	IGC0193
GLC300	Ignition Coil	2.0L	Base	Manufacturer: Delphi, GAS, 253.948	IGC0193
GLC300	Ignition Coil	2.0L	4Matic	Manufacturer: Delphi, GAS, 253.949	IGC0193
GLC350e	Ignition Coil	2.0L	4Matic	Manufacturer: Delphi, ELECTRIC/GAS, 253.954	IGC0193
GLE43 AMG	ABS Wheel Speed Sensor	3.0L	Base	W/ Harness, Front, 4-Wheel ABS, 166.064	ABS1635-HU
GLE43 AMG	ABS Wheel Speed Sensor	3.0L	Base	W/ Harness, Front, 4-Wheel ABS, 292.364	ABS1635-HU
GLE63 AMG	Ignition Coil	5.5L	Base	W/O Protective Hose, GAS, 166.074	IGC0184
GLE63 AMG S	ABS Wheel Speed Sensor	5.5L	Base	W/ Harness, Front, 4-Wheel ABS, 166.075	ABS1635-HU
GLE63 AMG S	ABS Wheel Speed Sensor	5.5L	Base	W/ Harness, Front, 4-Wheel ABS, 292.375	ABS1635-HU
GLE63 AMG S	Ignition Coil	5.5L	Base	W/O Protective Hose, GAS, 166.075	IGC0184

Vehicle	Part Type	Engine Size	Trim	Note(s)	Part Number
<b>2018 Mercedes-Benz (cont'd)</b>					
GLE63 AMG S	Ignition Coil	5.5L	Base	W/O Protective Hose, GAS, 292.375	IGC0184
GLE350	Ignition Coil	3.5L	4Matic	GAS, 166.057	IGC0184
GLE350	Ignition Coil	3.5L	Base	GAS, 166.058	IGC0184
GLE550	Ignition Coil	4.7L	4Matic	GAS, 166.073	IGC0184
GLE550e	ABS Wheel Speed Sensor	3.0L	4Matic	W/ Harness, Front, 4-Wheel ABS, 166.063	ABS1635-HU
GLS63 AMG	ABS Wheel Speed Sensor	5.5L	Base	W/ Harness, Front, 4-Wheel ABS, 166.875	ABS1635-HU
GLS63 AMG	Ignition Coil	5.5L	Base	W/O Protective Hose, GAS, 166.875	IGC0184
GLS450	ABS Wheel Speed Sensor	3.0L	4Matic	W/ Harness, Front, 4-Wheel ABS, 166.864	ABS1635-HU
GLS550	Ignition Coil	4.7L	4Matic	GAS, 166.873	IGC0184
Metris	Voltage Regulator	2.0L	Base	447.603, SPECIAL ORDER ONLY	ALR0423HU-D
Metris	Voltage Regulator	2.0L	Base	447.703, SPECIAL ORDER ONLY	ALR0423HU-D
Metris	Ignition Coil	2.0L	Base	Manufacturer: Delphi, GAS, 447.603	IGC0193
Metris	Ignition Coil	2.0L	Base	Manufacturer: Delphi, GAS, 447.703	IGC0193
SL63 AMG	Ignition Coil	5.5L	Base	GAS, 231.474	IGC0184
SL550	Ignition Coil	4.7L	Base	GAS, 231.473	IGC0184
SLC300	Ignition Coil	2.0L	Base	Manufacturer: Delphi, GAS, 172.438	IGC0193
Sprinter 2500	Voltage Regulator	3.0L	Base	Manufacturer : Valeo, 906.633, SPECIAL ORDER ONLY	ALR0423HU-D
Sprinter 2500	Voltage Regulator	3.0L	Base	Manufacturer : Valeo, 906.635, SPECIAL ORDER ONLY	ALR0423HU-D
Sprinter 2500	Voltage Regulator	3.0L	Base	Manufacturer : Valeo, 906.637, SPECIAL ORDER ONLY	ALR0423HU-D
Sprinter 2500	Voltage Regulator	3.0L	Base	Bosch Design, 906.633	ALR0630-HU
Sprinter 2500	Voltage Regulator	3.0L	Base	Bosch Design, 906.635	ALR0630-HU

Vehicle	Part Type	Engine Size	Trim	Note(s)	Part Number
<b>2018 Mercedes-Benz (cont'd)</b>					
Sprinter 2500	Voltage Regulator	3.0L	Base	Bosch Design, 906.637	ALR0630-HU
Sprinter 2500	Diesel Glow Plug Controller	3.0L	Base	DIESEL, 906.633	GLP2158
Sprinter 2500	Diesel Glow Plug Controller	3.0L	Base	DIESEL, 906.635	GLP2158
Sprinter 2500	Diesel Glow Plug Controller	3.0L	Base	DIESEL, 906.637	GLP2158
Sprinter 3500	Voltage Regulator	3.0L	Base	Manufacturer : Valeo, 906.153, SPECIAL ORDER ONLY	ALR0423HU-D
Sprinter 3500	Voltage Regulator	3.0L	Base	Manufacturer : Valeo, 906.155, SPECIAL ORDER ONLY	ALR0423HU-D
Sprinter 3500	Voltage Regulator	3.0L	Base	Manufacturer : Valeo, 906.653, SPECIAL ORDER ONLY	ALR0423HU-D
Sprinter 3500	Voltage Regulator	3.0L	Base	Manufacturer : Valeo, 906.655, SPECIAL ORDER ONLY	ALR0423HU-D
Sprinter 3500	Voltage Regulator	3.0L	Base	Manufacturer : Valeo, 906.657, SPECIAL ORDER ONLY	ALR0423HU-D
Sprinter 3500	Voltage Regulator	3.0L	Base	Bosch Design, 906.153	ALR0630-HU
Sprinter 3500	Voltage Regulator	3.0L	Base	Bosch Design, 906.155	ALR0630-HU
Sprinter 3500	Voltage Regulator	3.0L	Base	Bosch Design, 906.653	ALR0630-HU
Sprinter 3500	Voltage Regulator	3.0L	Base	Bosch Design, 906.655	ALR0630-HU
Sprinter 3500	Voltage Regulator	3.0L	Base	Bosch Design, 906.657	ALR0630-HU
Sprinter 3500	Diesel Glow Plug Controller	3.0L	Base	DIESEL, 906.153	GLP2158
Sprinter 3500	Diesel Glow Plug Controller	3.0L	Base	DIESEL, 906.155	GLP2158
Sprinter 3500	Diesel Glow Plug Controller	3.0L	Base	DIESEL, 906.653	GLP2158
Sprinter 3500	Diesel Glow Plug Controller	3.0L	Base	DIESEL, 906.655	GLP2158
Sprinter 3500	Diesel Glow Plug Controller	3.0L	Base	DIESEL, 906.657	GLP2158
<b>2008 Smart</b>					
Fortwo	Ignition Coil	1.0L	Passion, Pure	GAS, 451.331	IGC0187

Vehicle	Part Type	Engine Size	Trim	Note(s)	Part Number
<b>2008 Smart (cont'd)</b>					
Fortwo	Ignition Coil	1.0L	Passion Cabrio	GAS, 451.431	IGC0187
<b>2009 Smart</b>					
Fortwo	Ignition Coil	1.0L	Brabus, Passion, Pure	GAS, 451.331	IGC0187
Fortwo	Ignition Coil	1.0L	Passion Cabrio	GAS, 451.431	IGC0187
<b>2010 Smart</b>					
Fortwo	Ignition Coil	1.0L	Brabus, Passion, Pure	GAS, 451.331	IGC0187
Fortwo	Ignition Coil	1.0L	Passion Cabrio	GAS, 451.431	IGC0187
<b>2011 Smart</b>					
Fortwo	Ignition Coil	1.0L	Brabus, Passion, Pure	GAS, 451.331	IGC0187
Fortwo	Ignition Coil	1.0L	Brabus Cabrio, Passion Cabrio	GAS, 451.431	IGC0187
<b>2012 Smart</b>					
Fortwo	Ignition Coil	1.0L	Brabus, Passion, Pure	GAS, 451.331	IGC0187
Fortwo	Ignition Coil	1.0L	Brabus Cabrio, Passion Cabrio	GAS, 451.431	IGC0187
<b>2013 Smart</b>					
Fortwo	Ignition Coil	1.0L	Brabus, Passion, Pure	GAS, 451.331	IGC0187
Fortwo	Ignition Coil	1.0L	Brabus Cabrio, Passion Cabrio	GAS, 451.431	IGC0187
<b>2014 Smart</b>					
Fortwo	Ignition Coil	1.0L	Passion, Pure	GAS, 451.331	IGC0187
Fortwo	Ignition Coil	1.0L	Passion Cabrio	GAS, 451.431	IGC0187
<b>2015 Smart</b>					
Fortwo	Ignition Coil	1.0L	Passion, Pure	GAS, 451.331	IGC0187
Fortwo	Ignition Coil	1.0L	Passion Cabrio	GAS, 451.431	IGC0187
<b>2002 Alfa Romeo</b>					
166	Voltage Regulator	3.0L	Distinctive		ALR0555
<b>1995 Chrysler</b>					
Cirrus	Ignition Coil	2.5L	LX, LXi	GAS	IGC0180
Cirrus	Spark Plug Wire	2.4L, 2.5L	LX, LXi	SPECIAL ORDER ONLY	SPW4336HU-D
Cirrus	Engine Water Pump	2.5L	LX, LXi	w/ Pulley, Gasket, Actual OE	WUP0025
Concorde	Accessory Drive Belt Idler Pulley	3.5L	Base		GLP2051-D
Grand Voyager	Spark Plug Wire	3.8L	LE	SPECIAL ORDER ONLY	SPW4336HU-D
Intrepid	Accessory Drive Belt Idler Pulley	3.5L	Base, ES		GLP2051-D
LeBaron	Spark Plug Wire	3.0L	GTC	SPECIAL ORDER ONLY	SPW4336HU-D



Vehicle	Part Type	Engine Size	Trim	Note(s)	Part Number
<b>1995 Chrysler (cont'd)</b>					
LHS	Accessory Drive Belt Idler Pulley	3.5L	Base		GLP2051-D
Neon	Spark Plug Wire	2.0L	Base, Basico, Conveniencia, Juvenil Lujo, Juvenil Tipico, Lujo	SPECIAL ORDER ONLY	SPW4336HU-D
New Yorker	Accessory Drive Belt Idler Pulley	3.5L	Base		GLP2051-D
Sebring	Spark Plug Wire	2.5L	LX, LXi	CAN, SPECIAL ORDER ONLY	SPW4336HU-D
Sebring	Spark Plug Wire	2.0L	LX	SPECIAL ORDER ONLY	SPW4336HU-D
Sebring	Spark Plug Wire	2.5L	LX, LXi	USA, SPECIAL ORDER ONLY	SPW4336HU-D
Sebring	Engine Water Pump	2.5L	LX, LXi	w/ Pulley, Gasket, Actual OE	WUP0025
Spirit	Spark Plug Wire	2.5L	RT, Tipico	SPECIAL ORDER ONLY	SPW4336HU-D
Stratus	Spark Plug Wire	2.0L, 2.4L	Equipado, Lujo, Tipico	SPECIAL ORDER ONLY	SPW4336HU-D
Town & Country	Spark Plug Wire	3.8L	Base	SPECIAL ORDER ONLY	SPW4336HU-D
Voyager	Spark Plug Wire	3.3L	SE	SPECIAL ORDER ONLY	SPW4336HU-D
<b>1996 Chrysler</b>					
Breeze	Spark Plug Wire	2.0L	Base	SPECIAL ORDER ONLY	SPW4336HU-D
Cirrus	Accessory Drive Belt Idler Pulley	2.4L, 2.5L	Base, LX, LXi		GLP2051-D
Cirrus	Spark Plug Wire	2.4L, 2.5L	Base, LX, LXi	SPECIAL ORDER ONLY	SPW4336HU-D
Cirrus	Engine Water Pump	2.5L	Base, LX, LXi	w/ Pulley, Gasket, Actual OE	WUP0025
Concorde	Accessory Drive Belt Idler Pulley	3.5L	LX, LXi		GLP2051-D
Grand Voyager	Spark Plug Wire	3.8L	LE	SPECIAL ORDER ONLY	SPW4338HU-D
Intrepid	Accessory Drive Belt Idler Pulley	3.5L	ES		GLP2051-D
LHS	Accessory Drive Belt Idler Pulley	3.5L	Base		GLP2051-D
Neon	Spark Plug Wire	2.0L	Base, Conveniencia, Juvenil Lujo, Lujo	SPECIAL ORDER ONLY	SPW4336HU-D
New Yorker	Accessory Drive Belt Idler Pulley	3.5L	Base		GLP2051-D
Sebring	Fuel Pump	2.0L, 2.5L	JX, JXi, LX, LXi	SPECIAL ORDER ONLY	FUP3362HU-D
Sebring	Accessory Drive Belt Idler Pulley	2.0L, 2.4L, 2.5L	JX, JXi, LX, LXi		GLP2051-D

Vehicle	Part Type	Engine Size	Trim	Note(s)	Part Number
<b>1996 Chrysler (cont'd)</b>					
Sebring	Spark Plug Wire	2.0L, 2.4L, 2.5L	JX, JXi, LX, LXi	SPECIAL ORDER ONLY	SPW4336HU-D
Sebring	Engine Water Pump	2.5L	JX, JXi, LX, LXi	w/ Pulley, Gasket, Actual OE	WUP0025
Stratus	Spark Plug Wire	2.0L, 2.4L	Base, Equipado, Lujo, R/T, Tipico	SPECIAL ORDER ONLY	SPW4336HU-D
Town & Country	Accessory Drive Belt Idler Pulley	3.3L, 3.8L	Base, LX, LXi		GLP2051-D
Town & Country	Spark Plug Wire	3.3L, 3.8L	Base, LX, LXi	SPECIAL ORDER ONLY	SPW4338HU-D
Voyager	Spark Plug Wire	3.3L	SE	SPECIAL ORDER ONLY	SPW4338HU-D
<b>1997 Chrysler</b>					
Cirrus	Accessory Drive Belt Idler Pulley	2.4L, 2.5L	LX, LXi		GLP2051-D
Cirrus	Ignition Coil	2.4L, 2.5L	LX, LXi		IGC0147
Cirrus	Spark Plug Wire	2.4L	LX, LXi	SPECIAL ORDER ONLY	SPW4336HU-D
Cirrus	Engine Water Pump	2.5L	LX, LXi	w/ Pulley, Gasket, Actual OE	WUP0025
Concorde	Accessory Drive Belt Idler Pulley	3.5L	LX, LXi		GLP2051-D
Grand Voyager	Spark Plug Wire	3.8L	LE	L, NS, SPECIAL ORDER ONLY	SPW4338HU-D
Intrepid	Accessory Drive Belt Idler Pulley	3.5L	Base		GLP2051-D
LHS	Accessory Drive Belt Idler Pulley	3.5L	Base		GLP2051-D
Sebring	Fuel Pump	2.0L, 2.5L	LX, LXi	FJ, SPECIAL ORDER ONLY	FUP3362HU-D
Sebring	Accessory Drive Belt Idler Pulley	2.4L, 2.5L	JX, JXi	JX	GLP2051-D
Sebring	Ignition Coil	2.4L	JX, JXi		IGC0147
Sebring	Ignition Coil	2.5L	JX, JXi	JX	IGC0147
Sebring	Spark Plug Wire	2.0L	LX	FJ, SPECIAL ORDER ONLY	SPW4336HU-D
Sebring	Spark Plug Wire	2.4L	JX, JXi	JX, SPECIAL ORDER ONLY	SPW4336HU-D
Sebring	Engine Water Pump	2.5L	JX, JXi, LX, LXi	w/ Pulley, Gasket, Actual OE	WUP0025
Town & Country	Accessory Drive Belt Idler Pulley	3.3L, 3.8L	LX, LXi, SX		GLP2051-D
Town & Country	Spark Plug Wire	3.3L, 3.8L	LX, LXi, SX	SPECIAL ORDER ONLY	SPW4338HU-D
Voyager	Spark Plug Wire	3.3L	SE	R, NS, SPECIAL ORDER ONLY	SPW4338HU-D

Vehicle	Part Type	Engine Size	Trim	Note(s)	Part Number
<b>1998 Chrysler</b>					
Cirrus	Accessory Drive Belt Idler Pulley	2.5L	LXi		GLP2051-D
Cirrus	Ignition Coil	2.5L	LXi		IGC0147
Cirrus	Spark Plug Wire	2.5L	LXi	SPECIAL ORDER ONLY	SPW4336HU-D
Cirrus	Engine Water Pump	2.5L	LXi	w/ Pulley, Gasket, Actual OE	WUP0025
Concorde	Accessory Drive Belt Idler Pulley	3.2L	LXi		GLP2051-D
Grand Voyager	Spark Plug Wire	3.8L	LE	L, NS, SPECIAL ORDER ONLY	SPW4338HU-D
Intrepid	Accessory Drive Belt Idler Pulley	3.2L	Base		GLP2051-D
Sebring	Fuel Pump	2.0L, 2.5L	LX, LXi	FJ, SPECIAL ORDER ONLY	FUP3362HU-D
Sebring	Accessory Drive Belt Idler Pulley	2.4L, 2.5L	JX, JXi	JX	GLP2051-D
Sebring	Ignition Coil	2.0L, 2.4L, 2.5L	JX, JXi, LX, LXi		IGC0147
Sebring	Spark Plug Wire	2.0L	LX	FJ, SPECIAL ORDER ONLY	SPW4336HU-D
Sebring	Spark Plug Wire	2.4L	JX, JXi	JX, SPECIAL ORDER ONLY	SPW4336HU-D
Sebring	Engine Water Pump	2.5L	JX, JXi, LX, LXi	w/ Pulley, Gasket, Actual OE	WUP0025
Town & Country	Accessory Drive Belt Idler Pulley	3.3L, 3.8L	LX, LXi, SX		GLP2051-D
Town & Country	Spark Plug Wire	3.3L, 3.8L	LX, LXi, SX	SPECIAL ORDER ONLY	SPW4338HU-D
Voyager	Spark Plug Wire	3.3L	Austera, SE	R, NS, SPECIAL ORDER ONLY	SPW4338HU-D
<b>1999 Chrysler</b>					
300M	Accessory Drive Belt Idler Pulley	3.5L	Base		GLP2051-D
Cirrus	Accessory Drive Belt Idler Pulley	2.4L, 2.5L	Base, LX, LXi, Limited		GLP2051-D
Cirrus	Ignition Coil	2.4L, 2.5L	Base, LX, LXi, Limited		IGC0147
Cirrus	Spark Plug Wire	2.4L, 2.5L	Base, LX, LXi, Limited	SPECIAL ORDER ONLY	SPW4336HU-D
Cirrus	Engine Water Pump	2.5L	Base, LXi	w/ Pulley, Gasket, Actual OE	WUP0025
Concorde	Accessory Drive Belt Idler Pulley	3.2L	LXi		GLP2051-D
Grand Voyager	Spark Plug Wire	3.8L	LE	L, NS, SPECIAL ORDER ONLY	SPW4338HU-D
Intrepid	Accessory Drive Belt Idler Pulley	3.2L	Base		GLP2051-D

Vehicle	Part Type	Engine Size	Trim	Note(s)	Part Number
<b>1999 Chrysler (cont'd)</b>					
LHS	Accessory Drive Belt Idler Pulley	3.5L	Base		GLP2051-D
Sebring	Fuel Pump	2.0L, 2.5L	LX, LXi	FJ, SPECIAL ORDER ONLY	FUP3362HU-D
Sebring	Accessory Drive Belt Idler Pulley	2.5L	JX, JXi	JX	GLP2051-D
Sebring	Ignition Coil	2.0L, 2.5L	JX, JXi, LX, LXi		IGC0147
Sebring	Spark Plug Wire	2.0L	LX	FJ, SPECIAL ORDER ONLY	SPW4336HU-D
Sebring	Spark Plug Wire	2.5L	JX, JXi	JX, SPECIAL ORDER ONLY	SPW4336HU-D
Sebring	Engine Water Pump	2.5L	JX, JXi, LX, LXi	w/ Pulley, Gasket, Actual OE	WUP0025
Town & Country	Accessory Drive Belt Idler Pulley	3.3L, 3.8L	LX, LXi, Limited, SX		GLP2051-D
Town & Country	Spark Plug Wire	3.3L, 3.8L	LX, LXi, Limited, SX	SPECIAL ORDER ONLY	SPW4338HU-D
Voyager	Spark Plug Wire	3.3L	Austera, SE	R, NS, SPECIAL ORDER ONLY	SPW4338HU-D
<b>2000 Chrysler</b>					
Cirrus	Accessory Drive Belt Idler Pulley	2.0L, 2.4L, 2.5L	Base, LX, LXi, Limited		GLP2051-D
Cirrus	Ignition Coil	2.0L, 2.4L, 2.5L	Base, LX, LXi, Limited		IGC0147
Cirrus	Spark Plug Wire	2.4L	LX, LXi, Limited	SPECIAL ORDER ONLY	SPW4336HU-D
Cirrus	Engine Water Pump	2.5L	Base, LX, LXi	w/ Pulley, Gasket, Actual OE	WUP0025
Grand Voyager	Accessory Drive Belt Idler Pulley	3.3L	Base, SE		GLP2051-D
Grand Voyager	Spark Plug Wire	3.8L	LE	L, NS, SPECIAL ORDER ONLY	SPW4338HU-D
Grand Voyager	Spark Plug Wire	3.3L	Base, SE	SPECIAL ORDER ONLY	SPW4338HU-D
Neon	Ignition Coil	2.0L	Base		IGC0147
Sebring	Fuel Pump	2.5L	LX, LXi	FJ, SPECIAL ORDER ONLY	FUP3362HU-D
Sebring	Accessory Drive Belt Idler Pulley	2.5L	JX, JXi	JX	GLP2051-D
Sebring	Ignition Coil	2.5L	JX, JXi	JX	IGC0147
Sebring	Engine Water Pump	2.5L	JX, JXi, LX, LXi	w/ Pulley, Gasket, Actual OE	WUP0025
Town & Country	Accessory Drive Belt Idler Pulley	3.3L, 3.8L	LX, LXi, Limited		GLP2051-D
Town & Country	Spark Plug Wire	3.3L, 3.8L	LX, LXi, Limited	SPECIAL ORDER ONLY	SPW4338HU-D
Voyager	Accessory Drive Belt Idler Pulley	3.3L	Austera, Base, SE		GLP2051-D

Vehicle	Part Type	Engine Size	Trim	Note(s)	Part Number
<b>2000 Chrysler (cont'd)</b>					
Voyager	Ignition Coil	2.4L	Base		IGC0147
Voyager	Spark Plug Wire	2.4L	Base	SPECIAL ORDER ONLY	SPW4336HU-D
Voyager	Spark Plug Wire	3.3L	Austera, Base, SE	SPECIAL ORDER ONLY	SPW4338HU-D
<b>2001 Chrysler</b>					
Neon	Ignition Coil	2.0L	Base		IGC0147
PT Cruiser	Ignition Coil	2.4L	Base, Limited, Touring		IGC0147
Sebring	Ignition Coil	2.4L	LX	ST	IGC0135
Sebring	Ignition Coil	2.4L, 2.7L, 3.0L	LX, LXi	JR	IGC0147
Sebring	Spark Plug Wire	2.4L	LX	SPECIAL ORDER ONLY	SPW4613HU-D
Town & Country	Ignition Coil	3.3L, 3.8L	EX, LX, LXi, Limited		IGC0138
Voyager	Ignition Coil	3.3L	Base, LX		IGC0138
Voyager	Ignition Coil	2.4L	Base		IGC0147
<b>2002 Chrysler</b>					
Neon	Ignition Coil	2.0L	Base		IGC0147
PT Cruiser	Ignition Coil	2.4L	Base, Dream, Limited, Touring		IGC0147
Sebring	Ignition Coil	2.4L	LX	ST	IGC0135
Sebring	Ignition Coil	2.4L, 2.7L, 3.0L	GTC, LX, LXi, Limited	JR	IGC0147
Sebring	Spark Plug Wire	2.4L	LX	ST, SPECIAL ORDER ONLY	SPW4613HU-D
Town & Country	Ignition Coil	3.3L, 3.8L	EL, EX, LX, LXi, Limited		IGC0138
Voyager	Ignition Coil	3.3L	Base, LX		IGC0138
Voyager	Ignition Coil	2.4L	Base, LX		IGC0147
<b>2003 Chrysler</b>					
PT Cruiser	Ignition Coil	2.4L	Base, GT, Limited, Touring		IGC0147
PT Cruiser	Spark Plug Wire	2.4L	Base, Dream Edition, GT, Limited, Touring	SPECIAL ORDER ONLY	SPW4268HU-D
Sebring	Ignition Coil	2.4L	LX	ST	IGC0135
Sebring	Ignition Coil	2.4L, 2.7L, 3.0L	GTC, LX, LXi, Limited	JR	IGC0147
Sebring	Spark Plug Wire	2.4L	LX	JR, SPECIAL ORDER ONLY	SPW4268HU-D
Sebring	Spark Plug Wire	2.4L	LX	ST, SPECIAL ORDER ONLY	SPW4613HU-D
Town & Country	Ignition Coil	3.3L, 3.8L	Base, EL, EX, LX, LXi, Limited		IGC0138
Voyager	Ignition Coil	3.3L	Base, LX		IGC0138
Voyager	Ignition Coil	2.4L	LX		IGC0147
Voyager	Spark Plug Wire	2.4L	LX	SPECIAL ORDER ONLY	SPW4268HU-D

Vehicle	Part Type	Engine Size	Trim	Note(s)	Part Number
<b>2004 Chrysler</b>					
Crossfire	Engine Crankshaft Position Sensor	3.2L	Base		CPS8119
Crossfire	Engine Camshaft Position Sensor	3.2L	Base		CPS8126-HU
Pacifica	Ignition Coil	3.5L	Base		IGC0129
PT Cruiser	Ignition Coil	2.4L	Base, GT, Limited, Touring		IGC0147
PT Cruiser	Spark Plug Wire	2.4L	Base, GT, Limited, Touring, Touring Edition, Turbo	SPECIAL ORDER ONLY	SPW4268HU-D
Sebring	Ignition Coil	2.4L	Base	ST	IGC0135
Sebring	Ignition Coil	2.4L, 2.7L, 3.0L	Base, GTC, LX, Limited, Touring	JR	IGC0147
Sebring	Spark Plug Wire	2.4L	Base	ST, SPECIAL ORDER ONLY	SPW4613HU-D
Town & Country	Ignition Coil	3.3L, 3.8L	Base, EX, LX, Limited, Touring		IGC0138
<b>2005 Chrysler</b>					
300	Fuel Injection Throttle Body	2.7L, 3.5L	Base, Limited, Touring		ETB0049
300	Ignition Coil	3.5L	Limited, Touring		IGC0129
300	Ignition Coil	5.7L	C		IGC0145
300	Ignition Coil	6.1L	C SRT8		IGC0164
Pacifica	Ignition Coil	3.5L	Base, Limited, Touring		IGC0129
Pacifica	Ignition Coil	3.8L	Base		IGC0138
PT Cruiser	Ignition Coil	2.4L	Base, Dream Cruiser, GT, Limited, Street Cruiser, Touring		IGC0147
Sebring	Ignition Coil	2.4L	Base	ST	IGC0135
Sebring	Ignition Coil	2.4L, 2.7L, 3.0L	Base, Limited, TSi, Touring	JR	IGC0147
Sebring	Spark Plug Wire	2.4L	Base	JR, SPECIAL ORDER ONLY	SPW4268HU-D
Sebring	Spark Plug Wire	2.4L	Base	ST, SPECIAL ORDER ONLY	SPW4613HU-D
Town & Country	Ignition Coil	3.3L, 3.8L	Base, LX, Limited, Touring		IGC0138
<b>2006 Chrysler</b>					
300	Fuel Injection Throttle Body	2.7L, 3.5L	Base, Limited, Touring		ETB0049
300	Ignition Coil	2.7L, 3.5L	Base, Limited, Touring		IGC0162
300	Ignition Coil	5.7L, 6.1L	C, C Heritage, C SRT8		IGC0164
Pacifica	Ignition Coil	3.5L	Base, Limited, Touring		IGC0129
Pacifica	Ignition Coil	3.8L	Base		IGC0138
PT Cruiser	Ignition Coil	2.4L	Base, GT, Limited, Street Cruiser, Street Cruiser Route 66, Touring		IGC0147
Sebring	Ignition Coil	2.4L	Base		IGC0147

Vehicle	Part Type	Engine Size	Trim	Note(s)	Part Number
<b>2006 Chrysler (cont'd)</b>					
Sebring	Ignition Coil	2.7L	GTC, Limited, TSi, Touring		IGC0162
Town & Country	Ignition Coil	3.3L, 3.8L	Base, LX, Limited, Touring		IGC0138
<b>2007 Chrysler</b>					
300	Fuel Injection Throttle Body	2.7L, 3.5L	Base, Limited, Touring		ETB0049
300	Ignition Coil	2.7L, 3.5L	Base, Limited, Touring		IGC0162
300	Ignition Coil	5.7L, 6.1L	C, C Heritage Edition II, C Lujo, C SRT8		IGC0164
Aspen	Fuel Injection Throttle Body	5.7L	Limited		ETB0043
Aspen	Ignition Coil	4.7L	Limited		IGC0130
Aspen	Ignition Coil	5.7L	Limited		IGC0164
Pacifica	Fuel Injection Throttle Body	4.0L	Base, Limited, Touring, Touring Equipada		ETB0049
Pacifica	Ignition Coil	3.8L	Base		IGC0138
Pacifica	Ignition Coil	4.0L	Base, Limited, Touring, Touring Equipada		IGC0162
PT Cruiser	Ignition Coil	2.4L	Base, GT, Limited, Street Cruiser Pacific Coast Highway Edition, Touring		IGC0147
Sebring	Fuel Injection Throttle Body	2.4L	Base, Limited, Touring		ETB0040
Sebring	Fuel Injection Throttle Body	2.7L, 3.5L	Base, Limited, Touring		ETB0049
Sebring	Ignition Coil	2.7L, 3.5L	Base, Limited, Touring		IGC0162
Sebring	Ignition Coil	2.4L	Base, Limited, Touring		IGC0170
Town & Country	Ignition Coil	3.3L, 3.8L	Base, LX, Limited, Touring		IGC0138
<b>2008 Chrysler</b>					
300	Fuel Injection Throttle Body	2.7L, 3.5L	Base, LX, Limited, Touring		ETB0049
300	Ignition Coil	2.7L, 3.5L	LX, Limited, Touring		IGC0162
300	Ignition Coil	5.7L, 6.1L	C, C Lujo, C SRT8		IGC0164
Aspen	Fuel Injection Throttle Body	5.7L	Limited		ETB0043
Aspen	Ignition Coil	5.7L	Limited		IGC0164
Pacifica	Fuel Injection Throttle Body	4.0L	LX, Limited, Touring, Touring Equipada		ETB0049
Pacifica	Ignition Coil	3.8L	LX		IGC0138
Pacifica	Ignition Coil	4.0L	LX, Limited, Touring, Touring Equipada		IGC0162
PT Cruiser	Ignition Coil	2.4L	Base, LX, Limited, Touring		IGC0147
Sebring	Fuel Injection Throttle Body	2.4L	LX, Limited, Touring		ETB0040
Sebring	Fuel Injection Throttle Body	2.7L, 3.5L	Limited, Touring		ETB0049
Sebring	Ignition Coil	2.7L, 3.5L	Limited, Touring		IGC0162

Vehicle	Part Type	Engine Size	Trim	Note(s)	Part Number
<b>2008 Chrysler (cont'd)</b>					
Sebring	Ignition Coil	2.4L	LX, Limited, Touring		IGC0170
Town & Country	Fuel Injection Throttle Body	4.0L	LX, Limited, Touring, Touring Premium		ETB0049
Town & Country	Ignition Coil	3.3L, 3.8L	LX, Touring		IGC0138
Town & Country	Ignition Coil	4.0L	LX, Limited, Touring, Touring Premium		IGC0162
<b>2009 Chrysler</b>					
300	Fuel Injection Throttle Body	2.7L, 3.5L	Base, LX, Limited, Signature Series, Touring		ETB0049
300	Ignition Coil	2.7L, 3.5L	LX, Limited, Signature Series, Touring		IGC0162
300	Ignition Coil	5.7L, 6.1L	C, C Lujo, C SRT8		IGC0164
Aspen	Fuel Injection Throttle Body	5.7L	Limited	EZD	ETB0043
Aspen	Fuel Injection Throttle Body	5.7L	Limited	EZH	ETB0043
Aspen	Ignition Coil	5.7L	Limited, Limited Hybrid		IGC0164
PT Cruiser	Ignition Coil	2.4L	Base, LX, Limited, Touring		IGC0147
Sebring	Fuel Injection Throttle Body	2.4L	LX, Limited, Touring		ETB0040
Sebring	Fuel Injection Throttle Body	2.7L, 3.5L	LX, Limited, Touring		ETB0049
Sebring	Ignition Coil	2.7L, 3.5L	LX, Limited, Touring		IGC0162
Sebring	Ignition Coil	2.4L	LX, Limited, Touring		IGC0170
Town & Country	Fuel Injection Throttle Body	4.0L	LX, Limited, Touring		ETB0049
Town & Country	Ignition Coil	3.3L, 3.8L	LX, Touring		IGC0138
Town & Country	Ignition Coil	4.0L	LX, Limited, Touring		IGC0162
<b>2010 Chrysler</b>					
300	Fuel Injection Throttle Body	2.7L, 3.5L	Base, Limited, S, Touring		ETB0049
300	Ignition Coil	2.7L, 3.5L	Base, Limited, S, Touring		IGC0162
300	Ignition Coil	5.7L, 6.1L	C, C Lujo, C SRT8, S		IGC0164
PT Cruiser	Ignition Coil	2.4L	Classic, Couture Edition		IGC0147
Sebring	Fuel Injection Throttle Body	2.4L	LX, Limited, Touring		ETB0040
Sebring	Fuel Injection Throttle Body	2.7L, 3.5L	LX, Limited, Touring		ETB0049
Sebring	Ignition Coil	2.7L, 3.5L	LX, Limited, Touring		IGC0162
Sebring	Ignition Coil	2.4L	LX, Limited, Touring		IGC0170
Town & Country	Fuel Injection Throttle Body	4.0L	Limited, Touring		ETB0049
Town & Country	Ignition Coil	3.3L, 3.8L	LX, Touring, Walter P. Chrysler Signature Series		IGC0138
Town & Country	Ignition Coil	4.0L	Limited, Touring		IGC0162



Vehicle	Part Type	Engine Size	Trim	Note(s)	Part Number
<b>2011 Chrysler</b>					
200	Fuel Injection Throttle Body	2.4L	LX, Limited, Touring		ETB0040
200	Ignition Coil	2.4L	LX, Limited, Touring		IGC0170
200	Ignition Coil	3.6L	LX, Limited, S, Touring		IGC0178
300	Ignition Coil	5.7L	C		IGC0164
300	Ignition Coil	3.6L	Base, Limited, Touring		IGC0178
Town & Country	Ignition Coil	3.6L	Limited, Touring, Touring L		IGC0178
<b>2012 Chrysler</b>					
200	Fuel Injection Throttle Body	2.4L	LX, Limited, Touring		ETB0040
200	Ignition Coil	2.4L	LX, Limited, Touring		IGC0170
200	Ignition Coil	3.6L	LX, Limited, S, Touring		IGC0178
300	Ignition Coil	5.7L, 6.4L	C, C Lujo, S, SRT8		IGC0164
300	Ignition Coil	3.6L	Base, Limited, S		IGC0178
Town & Country	Ignition Coil	3.6L	Limited, Touring, Touring L		IGC0178
<b>2013 Chrysler</b>					
200	Fuel Injection Throttle Body	2.4L	LX, Limited, Touring		ETB0040
200	Ignition Coil	2.4L	LX, Limited, Touring		IGC0170
200	Ignition Coil	3.6L	LX, Limited, S, Touring		IGC0178
300	Ignition Coil	5.7L, 6.4L	C, C Luxury, S, SRT8, SRT8 Core		IGC0164
300	Ignition Coil	3.6L	Base, C, C Lujo, C Luxury, S, Touring		IGC0178
Town & Country	Ignition Coil	3.6L	Limited, S, Touring, Touring L		IGC0178
<b>2014 Chrysler</b>					
200	Fuel Injection Throttle Body	2.4L	LX, Limited, Touring		ETB0040
200	Ignition Coil	2.4L	LX, Limited, Touring		IGC0170
200	Ignition Coil	3.6L	LX, Limited, S, Touring		IGC0178
300	Ignition Coil	5.7L, 6.4L	C, C Luxury, S, SRT8		IGC0164
300	Ignition Coil	3.6L	Base, C, C Lujo, C Luxury, S		IGC0178
Town & Country	Ignition Coil	3.6L	30th Anniversary Edition, Limited, S, Touring, Touring L		IGC0178
<b>2015 Chrysler</b>					
200	Ignition Coil	3.6L	C, Limited, S		IGC0178
300	Ignition Coil	5.7L	C, C Platinum, S		IGC0164
300	Ignition Coil	3.6L	C, C Platinum, Limited, S, Touring		IGC0178
Town & Country	Ignition Coil	3.6L	LX, Limited, S, Touring, Touring L		IGC0178

Vehicle	Part Type	Engine Size	Trim	Note(s)	Part Number
<b>2016 Chrysler</b>					
200	Ignition Coil	3.6L	C, Limited, S		IGC0178
300	Ignition Coil	5.7L	C, C Platinum, S		IGC0164
300	Ignition Coil	3.6L	C, C Platinum, Limited, S, Touring		IGC0178
Town & Country	Ignition Coil	3.6L	LX, Limited, Limited Platinum, Premium, S, Touring, Touring L		IGC0178
<b>2017 Chrysler</b>					
200	Ignition Coil	3.6L	C, Limited, S	FLEX, ERB	IGC0178
300	Ignition Coil	5.7L	C, C Platinum, S	GAS, AWD, EZH	IGC0164
300	Ignition Coil	5.7L	C, C Platinum, Hemi, S	GAS, RWD, EZH	IGC0164
300	Ignition Coil	3.6L	C, C Platinum, Limited, S	FLEX, AWD, ERB	IGC0178
300	Ignition Coil	3.6L	C, C Platinum, Limited, S	FLEX, RWD, ERB	IGC0178
300	Ignition Coil	3.6L	C, C Platinum, Limited, S	GAS, AWD, ERB	IGC0178
300	Ignition Coil	3.6L	3.6, C, C Platinum, Limited, S	GAS, RWD, ERB	IGC0178
<b>2018 Chrysler</b>					
300	Ignition Coil	5.7L	C, Hemi, S		IGC0164
300	Ignition Coil	3.6L	Limited, S, Touring, Touring L	FLEX	IGC0178
300	Ignition Coil	3.6L	3.6, Limited, S, Touring, Touring L	GAS	IGC0178
<b>2019 Chrysler</b>					
300	Ignition Coil	5.7L	S	GAS, AWD, EZH	IGC0164
300	Ignition Coil	5.7L	C, Hemi, S	GAS, RWD, EZH	IGC0164
300	Ignition Coil	3.6L	Limited, S, Touring, Touring L	FLEX, AWD, ERB	IGC0178
300	Ignition Coil	3.6L	Limited, S, Touring, Touring L	FLEX, RWD, ERB	IGC0178
300	Ignition Coil	3.6L	Limited, S, Touring, Touring L	GAS, AWD, ERB	IGC0178
300	Ignition Coil	3.6L	3.6, Limited, S, Touring, Touring L	GAS, RWD, ERB	IGC0178
<b>1981 Dodge</b>					
Colt	Engine Water Pump	1.4L	Base	Gasket, Actual OE	WUP0022
<b>1982 Dodge</b>					
Colt	Engine Water Pump	1.4L	Base, Deluxe	Gasket, Actual OE	WUP0022
<b>1983 Dodge</b>					
Colt	Engine Water Pump	1.4L	Base, Deluxe	Gasket, Actual OE	WUP0022

Vehicle	Part Type	Engine Size	Trim	Note(s)	Part Number
<b>1984 Dodge</b>					
Colt	Engine Water Pump	1.4L	DL, E	Gasket, Actual OE	WUP0022
<b>1985 Dodge</b>					
Colt	Engine Water Pump	1.5L	DL, E, Premier	Gasket, Actual OE	WUP0022
<b>1986 Dodge</b>					
Colt	Engine Water Pump	1.5L	DL, E, Premier	Gasket, Actual OE	WUP0022
<b>1987 Dodge</b>					
Colt	Engine Water Pump	1.5L	DL, E, Premier	Gasket, Actual OE	WUP0022
<b>1988 Dodge</b>					
Colt	Engine Water Pump	1.5L	Base, DL, E, Premier	Gasket, Actual OE	WUP0022
<b>1989 Dodge</b>					
Colt	Engine Water Pump	1.5L	Base, DL, E, GT	Gasket, Actual OE	WUP0022
<b>1990 Dodge</b>					
Colt	Engine Water Pump	1.5L	Base, DL, GL, GT	Gasket, Actual OE	WUP0022
<b>1991 Dodge</b>					
Colt	Engine Water Pump	1.5L	Base, GL	Gasket, Actual OE	WUP0022
<b>1992 Dodge</b>					
Colt	Engine Water Pump	1.5L	Base, GL	Gasket, Actual OE	WUP0022
<b>1993 Dodge</b>					
Colt	Engine Water Pump	1.5L	Base, GL	Gasket, Actual OE	WUP0022
<b>1994 Dodge</b>					
Colt	Engine Water Pump	1.5L	Base, ES	Gasket, Actual OE	WUP0022
<b>1995 Dodge</b>					
Avenger	Spark Plug Wire	2.5L	ES	CAN, SPECIAL ORDER ONLY	SPW4336HU-D
Avenger	Spark Plug Wire	2.0L	Base	SPECIAL ORDER ONLY	SPW4336HU-D
Avenger	Spark Plug Wire	2.5L	ES	USA, SPECIAL ORDER ONLY	SPW4336HU-D
Avenger	Engine Water Pump	2.5L	ES	w/ Pulley, Gasket, Actual OE	WUP0025
B1500	Ignition Coil	3.9L, 5.2L	Base		IGC0180

Vehicle	Part Type	Engine Size	Trim	Note(s)	Part Number
<b>1995 Dodge (cont'd)</b>					
B2500	Ignition Coil	3.9L, 5.2L, 5.9L	Base		IGC0180
B3500	Ignition Coil	5.2L, 5.9L	Base		IGC0180
Caravan	Spark Plug Wire	2.5L, 3.0L, 3.3L	Base, C/V, ES, LE, SE	SPECIAL ORDER ONLY	SPW4336HU-D
Colt	Fuel Pump	1.5L	Base	SPECIAL ORDER ONLY	FUP3362HU-D
Colt	Spark Plug Wire	1.5L	Base	SPECIAL ORDER ONLY	SPW4279HU-D
Dakota	Ignition Coil	2.5L, 3.9L, 5.2L	Base, SLT, Sport, WS		IGC0180
Grand Caravan	Spark Plug Wire	3.0L, 3.3L, 3.8L	Base, ES, LE, SE	SPECIAL ORDER ONLY	SPW4336HU-D
Intrepid	Accessory Drive Belt Idler Pulley	3.5L	Base, ES		GLP2051-D
Neon	Spark Plug Wire	2.0L	Base, High Line, Sport	SPECIAL ORDER ONLY	SPW4336HU-D
Ram 1500	Ignition Coil	3.9L, 5.2L, 5.9L	Base, Custom, Lujo, Runner		IGC0180
Ram 2500	Ignition Coil	5.2L, 5.9L	Base, Custom, Limited, Lujo, Runner		IGC0180
Ram 3500	Ignition Coil	5.9L	Base, Custom		IGC0180
Spirit	Spark Plug Wire	2.5L, 3.0L	Base	SPECIAL ORDER ONLY	SPW4336HU-D
Stealth	Spark Plug Wire	3.0L	Base, R/T, R/T Turbo	SPECIAL ORDER ONLY	SPW4279HU-D
Stealth	Engine Water Pump	3.0L	Base, R/T, R/T Turbo	w/ Pulley, Gasket, Actual OE	WUP0023
Stratus	Ignition Coil	2.4L, 2.5L	Base, ES	GAS	IGC0180
Stratus	Spark Plug Wire	2.0L, 2.4L, 2.5L	Base, ES	SPECIAL ORDER ONLY	SPW4336HU-D
Stratus	Engine Water Pump	2.5L	ES	w/ Pulley, Gasket, Actual OE	WUP0025
<b>1996 Dodge</b>					
Avenger	Fuel Pump	2.0L, 2.5L	Base, ES	SPECIAL ORDER ONLY	FUP3362HU-D
Avenger	Spark Plug Wire	2.5L	ES	CAN, SPECIAL ORDER ONLY	SPW4336HU-D
Avenger	Spark Plug Wire	2.0L	Base, ES	SPECIAL ORDER ONLY	SPW4336HU-D
Avenger	Spark Plug Wire	2.5L	ES	USA, SPECIAL ORDER ONLY	SPW4336HU-D
Avenger	Engine Water Pump	2.5L	ES	w/ Pulley, Gasket, Actual OE	WUP0025
B1500	Ignition Coil	3.9L, 5.2L	Base		IGC0180
B2500	Ignition Coil	3.9L, 5.2L, 5.9L	Base		IGC0180
B3500	Ignition Coil	5.2L, 5.9L	Base		IGC0180

Vehicle	Part Type	Engine Size	Trim	Note(s)	Part Number
<b>1996 Dodge (cont'd)</b>					
Caravan	Accessory Drive Belt Idler Pulley	2.4L, 3.0L, 3.3L, 3.8L	Base, ES, LE, SE		GLP2051-D
Caravan	Spark Plug Wire	2.4L	Base, SE	SPECIAL ORDER ONLY	SPW4336HU-D
Caravan	Spark Plug Wire	3.0L, 3.3L, 3.8L	Base, ES, LE, SE	SPECIAL ORDER ONLY	SPW4338HU-D
Dakota	Accessory Drive Belt Idler Pulley	2.5L, 3.9L, 5.2L	Base, SLT, Sport, WS		GLP2051-D
Dakota	Ignition Coil	3.9L, 5.2L	Base, SLT, Sport, WS		IGC0180
Grand Caravan	Accessory Drive Belt Idler Pulley	2.4L, 3.0L, 3.3L, 3.8L	Base, ES, LE, SE		GLP2051-D
Grand Caravan	Spark Plug Wire	2.4L	Base, SE	SPECIAL ORDER ONLY	SPW4336HU-D
Grand Caravan	Spark Plug Wire	3.0L, 3.3L, 3.8L	Base, ES, LE, SE	SPECIAL ORDER ONLY	SPW4338HU-D
Intrepid	Accessory Drive Belt Idler Pulley	3.5L	ES		GLP2051-D
Neon	Accessory Drive Belt Idler Pulley	2.0L	Base, High Line, Sport		GLP2051-D
Neon	Spark Plug Wire	2.0L	Base, High Line, Sport	DOHC, SPECIAL ORDER ONLY	SPW4336HU-D
Ram 1500	Ignition Coil	3.9L, 5.2L, 5.9L	Base, Custom, Lujo, Runner		IGC0180
Ram 2500	Ignition Coil	5.2L, 5.9L	Base, Custom, Laramie, Limited, Lujo, Runner		IGC0180
Ram 3500	Ignition Coil	5.9L	Base, Custom		IGC0180
Stealth	Spark Plug Wire	3.0L	Base, R/T, R/T Turbo	SPECIAL ORDER ONLY	SPW4279HU-D
Stealth	Engine Water Pump	3.0L	Base, R/T, R/T Turbo	w/ Pulley, Gasket, Actual OE	WUP0023
Stratus	Spark Plug Wire	2.0L, 2.4L	Base, ES	SPECIAL ORDER ONLY	SPW4336HU-D
Stratus	Spark Plug Wire	2.5L	ES	SPECIAL ORDER ONLY	SPW4338HU-D
Stratus	Engine Water Pump	2.5L	ES	w/ Pulley, Gasket, Actual OE	WUP0025
<b>1997 Dodge</b>					
Avenger	Fuel Pump	2.0L, 2.5L	Base, ES	SPECIAL ORDER ONLY	FUP3362HU-D
Avenger	Ignition Coil	2.0L, 2.5L	Base, ES		IGC0147
Avenger	Spark Plug Wire	2.0L	Base, ES	SPECIAL ORDER ONLY	SPW4336HU-D
Avenger	Engine Water Pump	2.5L	Base, ES	w/ Pulley, Gasket, Actual OE	WUP0025
B1500	Ignition Coil	3.9L, 5.2L	Base		IGC0180
B2500	Ignition Coil	3.9L, 5.2L, 5.9L	Base, SE, SLT		IGC0180
B3500	Ignition Coil	5.2L, 5.9L	Base, SLT		IGC0180

Vehicle	Part Type	Engine Size	Trim	Note(s)	Part Number
<b>1997 Dodge (cont'd)</b>					
Caravan	Accessory Drive Belt Idler Pulley	2.4L, 3.3L, 3.8L	Base, ES, LE, SE		GLP2051-D
Caravan	Ignition Coil	2.4L	Base, SE		IGC0147
Caravan	Spark Plug Wire	2.4L	Base, SE	SPECIAL ORDER ONLY	SPW4336HU-D
Caravan	Spark Plug Wire	3.3L, 3.8L	Base, ES, LE, SE	SPECIAL ORDER ONLY	SPW4338HU-D
Dakota	Accessory Drive Belt Idler Pulley	2.5L	Base, SLT, Sport		GLP2051-D
Dakota	Ignition Coil	2.5L, 3.9L, 5.2L	Base, SLT, Sport		IGC0180
Grand Caravan	Accessory Drive Belt Idler Pulley	2.4L, 3.3L, 3.8L	Base, ES, LE, SE		GLP2051-D
Grand Caravan	Ignition Coil	2.4L	Base, SE		IGC0147
Grand Caravan	Spark Plug Wire	2.4L	Base, SE	SPECIAL ORDER ONLY	SPW4336HU-D
Grand Caravan	Spark Plug Wire	3.3L, 3.8L	Base, ES, LE, SE	SPECIAL ORDER ONLY	SPW4338HU-D
Intrepid	Accessory Drive Belt Idler Pulley	3.5L	Base, ES		GLP2051-D
Neon	Ignition Coil	2.0L	Base, High Line, Sport		IGC0147
Neon	Spark Plug Wire	2.0L	Base, High Line, Sport	SPECIAL ORDER ONLY	SPW4336HU-D
Ram 1500	Ignition Coil	3.9L, 5.2L, 5.9L	Custom, LT, Laramie, Lujo, Runner, SS/T 5.9L, ST, Sport, WS		IGC0180
Ram 2500	Ignition Coil	5.9L	Base, Custom, Laramie, Limited, Lujo, Runner		IGC0180
Ram 3500	Ignition Coil	5.9L	Base, Custom		IGC0180
Stratus	Accessory Drive Belt Idler Pulley	2.0L, 2.4L, 2.5L	Base, ES		GLP2051-D
Stratus	Ignition Coil	2.0L, 2.4L, 2.5L	Base, ES		IGC0147
Stratus	Spark Plug Wire	2.4L	Base, ES	SPECIAL ORDER ONLY	SPW4336HU-D
Stratus	Engine Water Pump	2.5L	ES	w/ Pulley, Gasket, Actual OE	WUP0025
<b>1998 Dodge</b>					
Avenger	Fuel Pump	2.0L, 2.5L	Base, ES	SPECIAL ORDER ONLY	FUP3362HU-D
Avenger	Ignition Coil	2.0L, 2.5L	Base, ES		IGC0147
Avenger	Spark Plug Wire	2.0L	Base, ES	SPECIAL ORDER ONLY	SPW4336HU-D
Avenger	Engine Water Pump	2.5L	Base, ES	w/ Pulley, Gasket, Actual OE	WUP0025
B1500	Ignition Coil	3.9L, 5.2L, 5.9L	Base		IGC0122
B2500	Ignition Coil	5.2L, 5.9L	Base, SLT		IGC0122

Vehicle	Part Type	Engine Size	Trim	Note(s)	Part Number
<b>1998 Dodge (cont'd)</b>					
B3500	Ignition Coil	5.2L, 5.9L	Base, SLT		IGC0122
Caravan	Accessory Drive Belt Idler Pulley	3.3L, 3.8L	Base, ES, LE, SE, Sport		GLP2051-D
Caravan	Ignition Coil	2.4L	Base, ES		IGC0147
Caravan	Spark Plug Wire	2.4L	Base, ES	SPECIAL ORDER ONLY	SPW4336HU-D
Caravan	Spark Plug Wire	3.3L, 3.8L	Base, ES, LE, SE, Sport	SPECIAL ORDER ONLY	SPW4338HU-D
Dakota	Accessory Drive Belt Idler Pulley	2.5L	Base, SLT, Sport		GLP2051-D
Dakota	Ignition Coil	2.5L, 3.9L, 5.2L, 5.9L	Base, R/T, SLT, Sport		IGC0122
Durango	Ignition Coil	3.9L, 5.2L, 5.9L	Base, SLT		IGC0122
Grand Caravan	Accessory Drive Belt Idler Pulley	3.3L, 3.8L	Base, ES, LE, SE		GLP2051-D
Grand Caravan	Spark Plug Wire	3.3L, 3.8L	Base, ES, LE, SE	SPECIAL ORDER ONLY	SPW4338HU-D
Intrepid	Accessory Drive Belt Idler Pulley	3.2L	ES		GLP2051-D
Neon	Ignition Coil	2.0L	ACR, High Line, LE, LX, R/T, SE, Sport		IGC0147
Neon	Spark Plug Wire	2.0L	ACR, High Line, LE, LX, R/T, SE, Sport	SPECIAL ORDER ONLY	SPW4336HU-D
Ram 1500	Ignition Coil	3.9L, 5.2L, 5.9L	Custom, Laramie, Lujo, R/T, SS/T 5.9L, ST, Sport, WS		IGC0122
Ram 2500	Ignition Coil	5.9L	Base, Custom, Limited, Lujo		IGC0122
Ram 3500	Ignition Coil	5.9L	Base, Custom		IGC0122
Stratus	Accessory Drive Belt Idler Pulley	2.0L, 2.4L, 2.5L	Base, ES, LE, LX, R/T, SE		GLP2051-D
Stratus	Ignition Coil	2.0L, 2.4L, 2.5L	Base, ES, LE, LX, R/T, SE		IGC0147
Stratus	Spark Plug Wire	2.4L, 2.5L	Base, ES, LE, LX, R/T, SE	SPECIAL ORDER ONLY	SPW4336HU-D
Stratus	Engine Water Pump	2.5L	ES	w/ Pulley, Gasket, Actual OE	WUP0025
<b>1999 Dodge</b>					
Avenger	Fuel Pump	2.0L, 2.5L	Base, ES	SPECIAL ORDER ONLY	FUP3362HU-D
Avenger	Ignition Coil	2.0L, 2.5L	Base, ES		IGC0147
Avenger	Spark Plug Wire	2.0L	Base, ES	SPECIAL ORDER ONLY	SPW4336HU-D
Avenger	Engine Water Pump	2.5L	Base, ES	w/ Pulley, Gasket, Actual OE	WUP0025
Caravan	Accessory Drive Belt Idler Pulley	3.3L, 3.8L	Base, ES, LE, SE, Sport		GLP2051-D

Vehicle	Part Type	Engine Size	Trim	Note(s)	Part Number
<b>1999 Dodge (cont'd)</b>					
Caravan	Ignition Coil	2.4L	Base, ES		IGC0147
Caravan	Spark Plug Wire	2.4L	Base, ES	SPECIAL ORDER ONLY	SPW4336HU-D
Caravan	Spark Plug Wire	3.3L, 3.8L	Base, ES, LE, SE, Sport	SPECIAL ORDER ONLY	SPW4338HU-D
Dakota	Accessory Drive Belt Idler Pulley	2.5L	Base, SLT, Sport		GLP2051-D
Dakota	Ignition Coil	2.5L, 3.9L, 5.2L, 5.9L	Base, R/T, SLT, Sport		IGC0122
Durango	Ignition Coil	3.9L, 5.2L, 5.9L	Base, SLT, SLT Plus		IGC0122
Grand Caravan	Accessory Drive Belt Idler Pulley	3.3L, 3.8L	Base, ES, LE, SE		GLP2051-D
Grand Caravan	Spark Plug Wire	3.3L, 3.8L	Base, ES, LE, SE	SPECIAL ORDER ONLY	SPW4338HU-D
Intrepid	Accessory Drive Belt Idler Pulley	3.2L	ES		GLP2051-D
Neon	Ignition Coil	2.0L	ACR, High Line, LE, LX, R/T, SE, Sport		IGC0147
Neon	Spark Plug Wire	2.0L	ACR, High Line, LE, LX, R/T, SE, Sport	SPECIAL ORDER ONLY	SPW4336HU-D
Ram 1500	Ignition Coil	3.9L, 5.2L, 5.9L	Custom, Laramie, R/T, SLT, ST, Sport, WS		IGC0122
Ram 1500 Van	Ignition Coil	3.9L, 5.2L, 5.9L	Base, SLT		IGC0122
Ram 2500	Ignition Coil	5.9L	Base, Custom, SLT		IGC0122
Ram 2500 Van	Ignition Coil	5.2L, 5.9L	Base, SE, SLT		IGC0122
Ram 3500	Ignition Coil	5.9L	Base, Custom, SLT		IGC0122
Ram 3500 Van	Ignition Coil	5.2L, 5.9L	Base, SE, SLT		IGC0122
Stratus	Accessory Drive Belt Idler Pulley	2.0L, 2.4L, 2.5L	Base, ES, LE, LX, R/T, SE		GLP2051-D
Stratus	Ignition Coil	2.0L, 2.4L, 2.5L	Base, ES, LE, LX, R/T, SE		IGC0147
Stratus	Spark Plug Wire	2.4L, 2.5L	Base, ES, LE, LX, R/T, SE	SPECIAL ORDER ONLY	SPW4336HU-D
Stratus	Engine Water Pump	2.5L	ES	w/ Pulley, Gasket, Actual OE	WUP0025
<b>2000 Dodge</b>					
Avenger	Fuel Pump	2.5L	Base, ES	SPECIAL ORDER ONLY	FUP3362HU-D
Avenger	Engine Water Pump	2.5L	Base, ES	w/ Pulley, Gasket, Actual OE	WUP0025
Caravan	Accessory Drive Belt Idler Pulley	3.3L	Base, SE, Sport		GLP2051-D
Caravan	Ignition Coil	2.4L	Base		IGC0147
Caravan	Spark Plug Wire	2.4L	Base	SPECIAL ORDER ONLY	SPW4336HU-D



Vehicle	Part Type	Engine Size	Trim	Note(s)	Part Number
<b>2000 Dodge (cont'd)</b>					
Caravan	Spark Plug Wire	3.3L	Base, SE, Sport	SPECIAL ORDER ONLY	SPW4338HU-D
Dakota	Accessory Drive Belt Idler Pulley	2.5L	Base, SLT, Sport		GLP2051-D
Dakota	Ignition Coil	2.5L, 3.9L, 5.9L	Base, R/T, SLT, Sport		IGC0122
Dakota	Ignition Coil	4.7L	Base, SLT, Sport		IGC0130
Durango	Ignition Coil	5.2L, 5.9L	Base, R/T, SLT, SLT Plus, Sport		IGC0122
Durango	Ignition Coil	4.7L	Base, SLT, SLT Plus, Sport		IGC0130
Grand Caravan	Accessory Drive Belt Idler Pulley	3.3L, 3.8L	Base, ES, LE, SE, Sport		GLP2051-D
Grand Caravan	Spark Plug Wire	3.3L, 3.8L	Base, ES, LE, SE, Sport	SPECIAL ORDER ONLY	SPW4338HU-D
Neon	Ignition Coil	2.0L	ES, High Line, LE, LX, SE		IGC0147
Ram 1500	Ignition Coil	3.9L, 5.2L, 5.9L	Custom, Laramie, R/T, SLT, ST, Sport, WS		IGC0122
Ram 1500 Van	Ignition Coil	3.9L, 5.2L, 5.9L	Base, SE, SLT		IGC0122
Ram 2500	Ignition Coil	5.9L	Base, Custom, SLT		IGC0122
Ram 2500 Van	Ignition Coil	5.2L, 5.9L	Base, SE		IGC0122
Ram 3500	Ignition Coil	5.9L	Base, Custom		IGC0122
Ram 3500 Van	Ignition Coil	5.2L, 5.9L	Base, SE, SLT		IGC0122
Stratus	Accessory Drive Belt Idler Pulley	2.0L, 2.4L, 2.5L	ES, LE, LX, R/T, SE		GLP2051-D
Stratus	Ignition Coil	2.0L, 2.4L, 2.5L	ES, LE, LX, R/T, SE		IGC0147
Stratus	Spark Plug Wire	2.4L	LE, LX, R/T, SE	SPECIAL ORDER ONLY	SPW4336HU-D
Stratus	Engine Water Pump	2.5L	ES	w/ Pulley, Gasket, Actual OE	WUP0025
<b>2001 Dodge</b>					
Caravan	Ignition Coil	3.3L	SE, Sport		IGC0138
Caravan	Ignition Coil	2.4L	SE		IGC0147
Dakota	Accessory Drive Belt Idler Pulley	2.5L	Base, SLT, Sport		GLP2051-D
Dakota	Ignition Coil	2.5L, 3.9L, 5.9L	Base, R/T, SLT, Sport		IGC0122
Dakota	Ignition Coil	4.7L	Base, SLT, Sport		IGC0130
Durango	Ignition Coil	5.9L	Base, R/T, SLT		IGC0122
Durango	Ignition Coil	4.7L	Base, SLT, SLT Plus		IGC0130
Grand Caravan	Ignition Coil	3.3L, 3.8L	ES, EX, SE, Sport		IGC0138
Neon	Ignition Coil	2.0L	ACR, Base, ES, LE, LX, R/T, SE		IGC0147
Ram 1500	Ignition Coil	3.9L, 5.2L, 5.9L	Custom, Laramie, R/T, SLT, ST, Sport, WS		IGC0122

Vehicle	Part Type	Engine Size	Trim	Note(s)	Part Number
<b>2001 Dodge (cont'd)</b>					
Ram 1500 Van	Ignition Coil	3.9L, 5.2L, 5.9L	Base, SE, SLT		IGC0122
Ram 2500	Ignition Coil	5.9L	Base, Custom, SLT		IGC0122
Ram 2500 Van	Ignition Coil	3.9L, 5.2L, 5.9L	Base, SE		IGC0122
Ram 3500	Ignition Coil	5.9L	Base, Custom		IGC0122
Ram 3500 Van	Ignition Coil	5.2L, 5.9L	Base, SE, SLT		IGC0122
Stratus	Ignition Coil	2.4L	SE		IGC0135
Stratus	Ignition Coil	2.4L	R/T, SE		IGC0147
Stratus	Ignition Coil	3.0L	SE	JR	IGC0147
Stratus	Spark Plug Wire	2.4L	R/T, SE	SPECIAL ORDER ONLY	SPW4613HU-D
<b>2002 Dodge</b>					
Caravan	Ignition Coil	3.3L	SE, Sport		IGC0138
Caravan	Ignition Coil	2.4L	Ec, SE		IGC0147
Dakota	Accessory Drive Belt Idler Pulley	2.5L	Base, SLT, SXT, Sport		GLP2051-D
Dakota	Ignition Coil	2.5L, 3.9L, 5.9L	Base, R/T, SLT, SXT, Sport		IGC0122
Dakota	Ignition Coil	4.7L	Base, SLT, SXT, Sport		IGC0130
Durango	Ignition Coil	5.9L	R/T, SLT, SLT Plus, Sport		IGC0122
Durango	Ignition Coil	4.7L	SLT, SLT Plus, Sport		IGC0130
Grand Caravan	Ignition Coil	3.3L, 3.8L	EL, ES, EX, SE, Sport		IGC0138
Neon	Ignition Coil	2.0L	ACR, Base, ES, LE, LX, R/T, SE		IGC0147
Ram 1500	Ignition Coil	5.9L	SLT, ST		IGC0122
Ram 1500	Ignition Coil	3.7L, 4.7L	SLT, ST		IGC0130
Ram 1500 Van	Ignition Coil	3.9L, 5.2L, 5.9L	Base, SE, SLT		IGC0122
Ram 2500	Ignition Coil	5.9L	Base, Custom, SLT		IGC0122
Ram 2500 Van	Ignition Coil	5.2L, 5.9L	Base, SE		IGC0122
Ram 3500	Ignition Coil	5.9L	Base, Custom		IGC0122
Ram 3500 Van	Ignition Coil	5.2L, 5.9L	Base, SE, SLT		IGC0122
Stratus	Ignition Coil	2.4L	SE		IGC0135
Stratus	Ignition Coil	2.4L	ES, R/T, SE, SE Plus		IGC0147
Stratus	Ignition Coil	3.0L	R/T, SE	JR	IGC0147
Stratus	Spark Plug Wire	2.4L	SE	ST, SPECIAL ORDER ONLY	SPW4613HU-D
<b>2003 Dodge</b>					
Caravan	Ignition Coil	3.3L	C/V, SE, Sport		IGC0138
Caravan	Ignition Coil	2.4L	SE		IGC0147
Caravan	Spark Plug Wire	2.4L	SE	SPECIAL ORDER ONLY	SPW4268HU-D
Dakota	Ignition Coil	3.9L, 5.9L	Base, R/T, SLT, Sport		IGC0122

Vehicle	Part Type	Engine Size	Trim	Note(s)	Part Number
<b>2003 Dodge (cont'd)</b>					
Dakota	Ignition Coil	4.7L	Base, SLT, Sport		IGC0130
Durango	Ignition Coil	5.9L	R/T, SLT, SLT Plus, SXT, Sport		IGC0122
Durango	Ignition Coil	4.7L	SLT, SLT Plus, SXT, Sport		IGC0130
Grand Caravan	Ignition Coil	3.3L, 3.8L	Base, EL, ES, EX, SE, Sport		IGC0138
Neon	Ignition Coil	2.0L, 2.4L	LE, R/T, SE, SRT-4, SXT		IGC0147
Ram 1500	Fuel Injection Throttle Body	5.7L	Laramie, SLT, ST		ETB0062
Ram 1500	Ignition Coil	5.9L	Laramie, SLT, ST		IGC0122
Ram 1500	Ignition Coil	3.7L, 4.7L	Laramie, SLT, ST		IGC0130
Ram 1500	Ignition Coil	5.7L	Laramie, SLT, ST		IGC0145
Ram 1500 Van	Ignition Coil	3.9L, 5.2L, 5.9L	Base, SE		IGC0122
Ram 2500	Fuel Injection Throttle Body	5.7L	Laramie, SLT, ST		ETB0062
Ram 2500	Ignition Coil	5.9L	Laramie, SLT, ST		IGC0122
Ram 2500	Ignition Coil	5.7L	Laramie, SLT, ST		IGC0145
Ram 2500 Van	Ignition Coil	5.2L, 5.9L	Base		IGC0122
Ram 3500	Fuel Injection Throttle Body	5.7L	Laramie, SLT, ST		ETB0062
Ram 3500	Ignition Coil	5.9L	Laramie, SLT, ST		IGC0122
Ram 3500	Ignition Coil	5.7L	Laramie, SLT, ST		IGC0145
Ram 3500 Van	Ignition Coil	5.2L, 5.9L	Base		IGC0122
Sprinter 2500	Engine Crankshaft Position Sensor	2.7L	Base		CPS8119
Sprinter 3500	Engine Crankshaft Position Sensor	2.7L	Base		CPS8119
Stratus	Ignition Coil	2.4L	SE, SXT		IGC0135
Stratus	Ignition Coil	2.4L	ES, R/T, SE, SXT		IGC0147
Stratus	Ignition Coil	3.0L	R/T	JR	IGC0147
Stratus	Spark Plug Wire	2.4L	ES, R/T, SE, SXT	JR, SPECIAL ORDER ONLY	SPW4268HU-D
Stratus	Spark Plug Wire	2.4L	SE	ST, SPECIAL ORDER ONLY	SPW4613HU-D
SX 2.0	Ignition Coil	2.0L	Base		IGC0147
<b>2004 Dodge</b>					
Caravan	Ignition Coil	3.3L	C/V, SE, SXT		IGC0138
Caravan	Ignition Coil	2.4L	SE		IGC0147
Caravan	Spark Plug Wire	2.4L	SE	SPECIAL ORDER ONLY	SPW4268HU-D
Dakota	Ignition Coil	3.7L, 4.7L	Base, SLT, SLT Plus, SXT, Sport, Sport Plus		IGC0130
Durango	Ignition Coil	3.7L, 4.7L	Limited, SLT, ST		IGC0130
Durango	Ignition Coil	5.7L	Limited, SLT		IGC0145

Vehicle	Part Type	Engine Size	Trim	Note(s)	Part Number
<b>2004 Dodge (cont'd)</b>					
Grand Caravan	Ignition Coil	3.3L, 3.8L	Anniversary Edition, C/V, EX, SE, SXT		IGC0138
Neon	Ignition Coil	2.0L, 2.4L	R/T, SE, SRT-4, SXT		IGC0147
Ram 1500	Ignition Coil	3.7L, 4.7L	Laramie, SLT, ST		IGC0130
Ram 1500	Ignition Coil	5.7L	Laramie, SLT, ST		IGC0145
Ram 2500	Ignition Coil	5.7L	SLT, ST		IGC0145
Ram 3500	Ignition Coil	5.7L	Laramie, SLT, ST		IGC0145
Sprinter 2500	Engine Crankshaft Position Sensor	2.7L	Base		CPS8119
Sprinter 3500	Engine Crankshaft Position Sensor	2.7L	Base		CPS8119
Stratus	Ignition Coil	2.4L	SXT		IGC0135
Stratus	Ignition Coil	2.4L	R/T, SE, SXT		IGC0147
Stratus	Ignition Coil	3.0L	R/T	JR	IGC0147
Stratus	Spark Plug Wire	2.4L	SXT	ST, SPECIAL ORDER ONLY	SPW4613HU-D
SX 2.0	Ignition Coil	2.0L	Base		IGC0147
<b>2005 Dodge</b>					
Caravan	Ignition Coil	3.3L	C/V, SE, SXT		IGC0138
Caravan	Ignition Coil	2.4L	SE		IGC0147
Caravan	Spark Plug Wire	2.4L	SE	SPECIAL ORDER ONLY	SPW4268HU-D
Dakota	Ignition Coil	3.7L, 4.7L	Laramie, SLT, ST, Sport		IGC0130
Durango	Fuel Injection Throttle Body	5.7L	Limited, SLT, ST		ETB0043
Durango	Ignition Coil	3.7L, 4.7L	Limited, SLT, ST, SXT		IGC0130
Durango	Ignition Coil	5.7L	Limited, SLT, ST		IGC0145
Grand Caravan	Ignition Coil	3.3L, 3.8L	Base, C/V, SE, SE Plus, SXT		IGC0138
Magnum	Fuel Injection Throttle Body	2.7L, 3.5L	SE, SXT, SXT Special Edition		ETB0049
Magnum	Ignition Coil	3.5L	SXT, SXT Special Edition		IGC0129
Magnum	Ignition Coil	5.7L	R/T		IGC0145
Neon	Ignition Coil	2.0L, 2.4L	SE, SRT-4, SXT		IGC0147
Ram 1500	Fuel Injection Throttle Body	5.7L	Laramie, SLT, ST		ETB0043
Ram 1500	Ignition Coil	3.7L, 4.7L	SLT, ST		IGC0130
Ram 1500	Ignition Coil	5.7L	Laramie, SLT, ST		IGC0145
Ram 2500	Fuel Injection Throttle Body	5.7L	Laramie, SLT, SLT Daytona, ST		ETB0043
Ram 2500	Ignition Coil	5.7L	Laramie, SLT, SLT Daytona, ST		IGC0145
Ram 3500	Fuel Injection Throttle Body	5.7L	Laramie, SLT, ST		ETB0043
Ram 3500	Ignition Coil	5.7L	Laramie, SLT, ST		IGC0145

Vehicle	Part Type	Engine Size	Trim	Note(s)	Part Number
<b>2005 Dodge (cont'd)</b>					
Sprinter 2500	Engine Crankshaft Position Sensor	2.7L	Base		CPS8119
Sprinter 3500	Engine Crankshaft Position Sensor	2.7L	Base		CPS8119
Stratus	Ignition Coil	2.4L	SXT		IGC0135
Stratus	Ignition Coil	2.4L	R/T, SE, SXT		IGC0147
Stratus	Ignition Coil	3.0L	R/T	JR	IGC0147
Stratus	Spark Plug Wire	2.4L	R/T, SE, SXT	JR, SPECIAL ORDER ONLY	SPW4268HU-D
Stratus	Spark Plug Wire	2.4L	SXT	ST, SPECIAL ORDER ONLY	SPW4613HU-D
SX 2.0	Ignition Coil	2.0L	Base		IGC0147
<b>2006 Dodge</b>					
Caravan	Ignition Coil	3.3L	Base, SE, SXT		IGC0138
Caravan	Ignition Coil	2.4L	SE		IGC0147
Charger	Fuel Injection Throttle Body	2.7L, 3.5L	Base, SE, SXT		ETB0049
Charger	Ignition Coil	2.7L, 3.5L	Base, SE, SXT		IGC0162
Charger	Ignition Coil	5.7L, 6.1L	Daytona R/T, R/T, SRT8		IGC0164
Dakota	Ignition Coil	3.7L, 4.7L	Laramie, SLT, ST		IGC0130
Durango	Fuel Injection Throttle Body	5.7L	Adventurer, Limited, SLT		ETB0043
Durango	Ignition Coil	3.7L, 4.7L	Adventurer, Limited, SLT, SXT		IGC0130
Durango	Ignition Coil	5.7L	Adventurer, Limited, SLT		IGC0164
Grand Caravan	Ignition Coil	3.3L, 3.8L	Base, SE, SXT		IGC0138
Magnum	Fuel Injection Throttle Body	2.7L, 3.5L	SE, SXT		ETB0049
Magnum	Ignition Coil	2.7L, 3.5L	SE, SXT		IGC0162
Magnum	Ignition Coil	5.7L, 6.1L	R/T, SRT8		IGC0164
Ram 1500	Fuel Injection Throttle Body	5.7L	Laramie, SLT, ST, Sport, TRX4		ETB0043
Ram 1500	Ignition Coil	3.7L, 4.7L	Laramie, SLT, ST, TRX4		IGC0130
Ram 1500	Ignition Coil	5.7L	Laramie, SLT, ST, Sport, TRX4		IGC0164
Ram 2500	Fuel Injection Throttle Body	5.7L	Laramie, Power Wagon, SLT, SLT Night Runner Sport, SLT Sport, ST, Sport, TRX4		ETB0043
Ram 2500	Ignition Coil	5.7L	Laramie, Power Wagon, SLT, SLT Night Runner Sport, SLT Sport, ST, Sport, TRX4		IGC0164
Ram 3500	Fuel Injection Throttle Body	5.7L	Laramie, SLT, ST, Sport		ETB0043
Ram 3500	Ignition Coil	5.7L	Laramie, SLT, ST, Sport		IGC0164
Stratus	Ignition Coil	2.4L	R/T, SE, SXT		IGC0147

Vehicle	Part Type	Engine Size	Trim	Note(s)	Part Number
<b>2006 Dodge (cont'd)</b>					
Stratus	Ignition Coil	2.7L	R/T, SXT		IGC0162
<b>2007 Dodge</b>					
Caliber	Fuel Injection Throttle Body	1.8L, 2.0L, 2.4L	R/T, SE, SXT, SXT Premium		ETB0040
Caliber	Ignition Coil	1.8L, 2.0L, 2.4L	R/T, SE, SXT, SXT Premium		IGC0170
Caravan	Ignition Coil	3.3L	Base, SE, SXT		IGC0138
Caravan	Ignition Coil	2.4L	SE		IGC0147
Charger	Fuel Injection Throttle Body	2.7L, 3.5L	Base, SE, SXT		ETB0049
Charger	Ignition Coil	2.7L, 3.5L	Base, SE, SXT		IGC0162
Charger	Ignition Coil	5.7L, 6.1L	R/T, SRT8, SRT8 Super Bee		IGC0164
Dakota	Ignition Coil	3.7L, 4.7L	Laramie, SLT, ST		IGC0130
Durango	Fuel Injection Throttle Body	5.7L	Adventurer, Limited, SLT, SXT		ETB0043
Durango	Ignition Coil	3.7L, 4.7L	Adventurer, Base, Limited, SLT, SXT		IGC0130
Durango	Ignition Coil	5.7L	Adventurer, Limited, SLT, SXT		IGC0164
Grand Caravan	Ignition Coil	3.3L, 3.8L	Base, SE, SXT		IGC0138
Magnum	Fuel Injection Throttle Body	2.7L, 3.5L	SE, SXT		ETB0049
Magnum	Ignition Coil	2.7L, 3.5L	SE, SXT		IGC0162
Magnum	Ignition Coil	5.7L, 6.1L	R/T, SRT8		IGC0164
Nitro	Fuel Injection Throttle Body	4.0L	R/T		ETB0049
Nitro	Ignition Coil	3.7L	ATX, MTX, SLT, SLT Premium, SXT		IGC0130
Nitro	Ignition Coil	4.0L	R/T		IGC0162
Ram 1500	Fuel Injection Throttle Body	5.7L	Laramie, SLT, ST, Sport, TRX4		ETB0043
Ram 1500	Ignition Coil	3.7L, 4.7L	Laramie, SLT, ST, TRX4		IGC0130
Ram 1500	Ignition Coil	5.7L	Laramie, SLT, ST, Sport, TRX4		IGC0164
Ram 2500	Fuel Injection Throttle Body	5.7L	Laramie, Power Wagon, SLT, SLT Sport, ST, Sport, TRX4		ETB0043
Ram 2500	Ignition Coil	5.7L	Laramie, Power Wagon, SLT, SLT Sport, ST, Sport, TRX4		IGC0164
Ram 3500	Fuel Injection Throttle Body	5.7L	Laramie, SLT, ST, Sport		ETB0043
Ram 3500	Ignition Coil	5.7L	Laramie, SLT, ST, Sport		IGC0164
<b>2008 Dodge</b>					
Avenger	Fuel Injection Throttle Body	2.4L	SE, SXT, SXT Sport		ETB0040

Vehicle	Part Type	Engine Size	Trim	Note(s)	Part Number
<b>2008 Dodge (cont'd)</b>					
Avenger	Fuel Injection Throttle Body	2.7L, 3.5L	R/T, SE, SXT		ETB0049
Avenger	Ignition Coil	2.7L, 3.5L	R/T, SE, SXT		IGC0162
Avenger	Ignition Coil	2.4L	SE, SXT, SXT Sport		IGC0170
Caliber	Fuel Injection Throttle Body	1.8L, 2.0L, 2.4L	R/T, SE, SRT-4, SXT, SXT Premium		ETB0040
Caliber	Ignition Coil	1.8L, 2.0L, 2.4L	R/T, SE, SRT-4, SXT, SXT Premium		IGC0170
Challenger	Ignition Coil	6.1L	SRT8		IGC0164
Charger	Fuel Injection Throttle Body	2.7L, 3.5L	SE, SXT		ETB0049
Charger	Ignition Coil	2.7L, 3.5L	SE, SXT		IGC0162
Charger	Ignition Coil	5.7L, 6.1L	R/T, SE, SRT8, SRT8 Super Bee		IGC0164
Dakota	Ignition Coil	3.7L	SLT, ST, SXT, Sport, TRX, TRX4		IGC0130
Durango	Fuel Injection Throttle Body	5.7L	Adventurer, Limited, SLT, SLT Plus		ETB0043
Durango	Ignition Coil	5.7L	Adventurer, Limited, SLT, SLT Plus		IGC0164
Grand Caravan	Fuel Injection Throttle Body	4.0L	SXT, Value Package		ETB0049
Grand Caravan	Ignition Coil	3.3L, 3.8L	C/V, SE, SXT, Value Package		IGC0138
Grand Caravan	Ignition Coil	4.0L	SXT, Value Package		IGC0162
Magnum	Fuel Injection Throttle Body	2.7L, 3.5L	SE, SXT		ETB0049
Magnum	Ignition Coil	2.7L, 3.5L	SE, SXT		IGC0162
Magnum	Ignition Coil	5.7L, 6.1L	R/T, SRT8		IGC0164
Nitro	Fuel Injection Throttle Body	4.0L	R/T		ETB0049
Nitro	Ignition Coil	3.7L	ATX, SE, SLT, SXT		IGC0130
Nitro	Ignition Coil	4.0L	R/T		IGC0162
Ram 1500	Fuel Injection Throttle Body	5.7L	Laramie, SLT, ST, SXT		ETB0043
Ram 1500	Ignition Coil	3.7L	ST, SXT		IGC0130
Ram 1500	Ignition Coil	5.7L	Laramie, SLT, ST, SXT		IGC0164
Ram 2500	Fuel Injection Throttle Body	5.7L	Laramie, Power Wagon, SLT, SLT Big Horn, SLT Sport, ST, SXT		ETB0043
Ram 2500	Ignition Coil	5.7L	Laramie, Power Wagon, SLT, SLT Big Horn, SLT Sport, ST, SXT		IGC0164
Ram 3500	Fuel Injection Throttle Body	5.7L	Laramie, SLT, ST, SXT		ETB0043
Ram 3500	Ignition Coil	5.7L	Laramie, SLT, ST, SXT		IGC0164

Vehicle	Part Type	Engine Size	Trim	Note(s)	Part Number
<b>2009 Dodge</b>					
Avenger	Fuel Injection Throttle Body	2.4L	R/T, SE, SXT, SXT Sport		ETB0040
Avenger	Fuel Injection Throttle Body	2.7L, 3.5L	R/T, SE, SXT		ETB0049
Avenger	Ignition Coil	2.7L, 3.5L	R/T, SE, SXT		IGC0162
Avenger	Ignition Coil	2.4L	R/T, SE, SXT, SXT Sport		IGC0170
Caliber	Fuel Injection Throttle Body	1.8L, 2.0L, 2.4L	R/T, SE, SRT-4, SXT, SXT Premium		ETB0040
Caliber	Ignition Coil	1.8L, 2.0L, 2.4L	R/T, SE, SRT-4, SXT, SXT Premium		IGC0170
Challenger	Fuel Injection Throttle Body	3.5L	SE, SXT		ETB0049
Challenger	Ignition Coil	3.5L	SE, SXT		IGC0162
Challenger	Ignition Coil	5.7L, 6.1L	R/T, SRT8		IGC0164
Charger	Fuel Injection Throttle Body	2.7L, 3.5L	SE, SXT		ETB0049
Charger	Ignition Coil	2.7L, 3.5L	SE, SXT		IGC0162
Charger	Ignition Coil	5.7L, 6.1L	R/T, SE, SRT8		IGC0164
Dakota	Ignition Coil	3.7L	Big Horn, Lone Star, SLT, ST, SXT, TRX4		IGC0177
Durango	Fuel Injection Throttle Body	5.7L	Limited, SE, SLT	EZD	ETB0043
Durango	Fuel Injection Throttle Body	5.7L	Limited	EZH	ETB0043
Durango	Ignition Coil	5.7L	Limited, Limited Hybrid, SE, SLT		IGC0164
Durango	Ignition Coil	3.7L	SE, SLT		IGC0177
Grand Caravan	Fuel Injection Throttle Body	4.0L	SXT		ETB0049
Grand Caravan	Ignition Coil	3.3L, 3.8L	C/V, SE, SXT		IGC0138
Grand Caravan	Ignition Coil	4.0L	SXT		IGC0162
Journey	Fuel Injection Throttle Body	2.4L	SE, SXT		ETB0040
Journey	Fuel Injection Throttle Body	3.5L	R/T, SXT, SXT Premium		ETB0049
Journey	Ignition Coil	3.5L	R/T, SXT		IGC0162
Journey	Ignition Coil	2.4L	SE, SXT		IGC0170
Nitro	Fuel Injection Throttle Body	4.0L	R/T		ETB0049
Nitro	Ignition Coil	4.0L	R/T		IGC0162
Nitro	Ignition Coil	3.7L	Base, SE, SLT, SXT		IGC0177
Ram 1500	Fuel Injection Throttle Body	5.7L	Laramie, SLT, ST, Sport, TRX, TRX4		ETB0043
Ram 1500	Ignition Coil	5.7L	Laramie, SLT, ST, Sport, TRX, TRX4		IGC0164
Ram 1500	Ignition Coil	3.7L	ST		IGC0177



Vehicle	Part Type	Engine Size	Trim	Note(s)	Part Number
<b>2009 Dodge (cont'd)</b>					
Ram 2500	Fuel Injection Throttle Body	5.7L	Crew, Laramie, Power Wagon, SLT, ST, SXT		ETB0043
Ram 2500	Ignition Coil	5.7L, 5.9L, 6.7L	Crew, Laramie, Power Wagon, SLT, ST, SXT		IGC0164
Ram 3500	Fuel Injection Throttle Body	5.7L	Laramie, SLT, ST, SXT		ETB0043
Ram 3500	Ignition Coil	5.7L	Laramie, SLT, ST, SXT		IGC0164
<b>2010 Dodge</b>					
Avenger	Fuel Injection Throttle Body	2.4L	Express, R/T, SE, SXT		ETB0040
Avenger	Fuel Injection Throttle Body	2.7L, 3.5L	R/T, SXT		ETB0049
Avenger	Ignition Coil	2.7L, 3.5L	R/T, SXT		IGC0162
Avenger	Ignition Coil	2.4L	Express, R/T, SE, SXT		IGC0170
Caliber	Fuel Injection Throttle Body	2.0L, 2.4L	Express, Heat, Mainstreet, R/T, Rush, SE, SXT, Uptown		ETB0040
Caliber	Ignition Coil	2.0L, 2.4L	Express, Heat, Mainstreet, R/T, Rush, SE, SXT, Uptown		IGC0170
Challenger	Fuel Injection Throttle Body	3.5L	SE, SXT		ETB0049
Challenger	Ignition Coil	3.5L	SE, SXT		IGC0162
Challenger	Ignition Coil	5.7L, 6.1L	R/T, SRT8		IGC0164
Charger	Fuel Injection Throttle Body	2.7L, 3.5L	SE, SXT		ETB0049
Charger	Ignition Coil	2.7L, 3.5L	SE, SXT		IGC0162
Charger	Ignition Coil	5.7L, 6.1L	R/T, SE, SRT8		IGC0164
Dakota	Ignition Coil	3.7L	Big Horn, Laramie, Lone Star, SLT, ST, SXT		IGC0177
Grand Caravan	Fuel Injection Throttle Body	4.0L	SXT		ETB0049
Grand Caravan	Ignition Coil	3.3L, 3.8L	C/V, SE, SXT		IGC0138
Grand Caravan	Ignition Coil	4.0L	SXT		IGC0162
Journey	Fuel Injection Throttle Body	2.4L	Base, SE, SXT		ETB0040
Journey	Fuel Injection Throttle Body	3.5L	Crew, R/T, SXT, SXT Premium		ETB0049
Journey	Ignition Coil	3.5L	Crew, R/T, SXT		IGC0162
Journey	Ignition Coil	2.4L	Base, SE, SXT		IGC0170
Nitro	Fuel Injection Throttle Body	4.0L	Detonator, Heat, SXT, Shock		ETB0049
Nitro	Ignition Coil	4.0L	Detonator, Heat, SXT, Shock		IGC0162
Nitro	Ignition Coil	3.7L	Base, Heat, SE, SXT		IGC0177
Ram 1500	Fuel Injection Throttle Body	5.7L	Laramie, SLT, ST, Sport, TRX, TRX4		ETB0043

Vehicle	Part Type	Engine Size	Trim	Note(s)	Part Number
<b>2010 Dodge (cont'd)</b>					
Ram 1500	Ignition Coil	5.7L	Laramie, SLT, ST, Sport, TRX, TRX4		IGC0164
Ram 1500	Ignition Coil	3.7L	ST		IGC0177
Ram 2500	Fuel Injection Throttle Body	5.7L	Laramie, Power Wagon, SLT, ST, SXT, TRX		ETB0043
Ram 2500	Ignition Coil	5.7L	Laramie, Power Wagon, SLT, ST, SXT, TRX		IGC0164
<b>2011 Dodge</b>					
Avenger	Fuel Injection Throttle Body	2.4L	Express, Lux, Mainstreet, SE, SE Canada Value Package, SXT		ETB0040
Avenger	Ignition Coil	2.4L	Express, Lux, Mainstreet, SE, SE Canada Value Package, SXT		IGC0170
Avenger	Ignition Coil	3.6L	Express, Heat, Lux, Mainstreet, SXT, SXT Plus		IGC0178
Caliber	Fuel Injection Throttle Body	2.0L, 2.4L	Canada Value Package, Express, Heat, Mainstreet, Rush, SE, SXT, Uptown		ETB0040
Caliber	Ignition Coil	2.0L, 2.4L	Canada Value Package, Express, Heat, Mainstreet, Rush, SE, SXT, Uptown		IGC0170
Challenger	Ignition Coil	5.7L, 6.4L	R/T, SRT, SRT8		IGC0164
Challenger	Ignition Coil	3.6L	SE, SXT, SXT Plus		IGC0178
Charger	Ignition Coil	5.7L	R/T, R/T Road and Track, SE		IGC0164
Charger	Ignition Coil	3.6L	SE, SXT, SXT Plus		IGC0178
Durango	Ignition Coil	5.7L	Citadel, Crew, R/T		IGC0164
Durango	Ignition Coil	3.6L	Citadel, Crew, Express, Heat, SXT		IGC0178
Grand Caravan	Ignition Coil	3.6L	C/V, Crew, Express, Mainstreet, R/T, SE Canada Value Package, SXT		IGC0178
Journey	Fuel Injection Throttle Body	2.4L	Canada Value Package, Express, SE, SE Plus, SXT		ETB0040
Journey	Ignition Coil	2.4L	Canada Value Package, Express, SE, SE Plus, SXT		IGC0170
Journey	Ignition Coil	3.6L	Crew, Lux, Mainstreet, R/T, SXT		IGC0178
Nitro	Fuel Injection Throttle Body	4.0L	Detonator, Heat, SXT, Shock		ETB0049
Nitro	Ignition Coil	4.0L	Detonator, Heat, SXT, Shock		IGC0162
Nitro	Ignition Coil	3.7L	Base, Heat, SE, SXT, SXT Premium		IGC0177

Vehicle	Part Type	Engine Size	Trim	Note(s)	Part Number
<b>2012 Dodge</b>					
Avenger	Fuel Injection Throttle Body	2.4L	Canada Value Package, SE, SXT		ETB0040
Avenger	Ignition Coil	2.4L	Canada Value Package, SE, SXT		IGC0170
Avenger	Ignition Coil	3.6L	R/T, SE, SXT Plus		IGC0178
Caliber	Fuel Injection Throttle Body	2.0L	SE, SXT, SXT Plus		ETB0040
Caliber	Ignition Coil	2.0L	SE, SXT, SXT Plus		IGC0170
Challenger	Ignition Coil	5.7L, 6.4L	R/T, R/T Classic, SRT, SRT8		IGC0164
Challenger	Ignition Coil	3.6L	SXT, SXT Plus		IGC0178
Charger	Ignition Coil	5.7L, 6.4L	Enforcer, Pursuit, R/T, SE, SRT8		IGC0164
Charger	Ignition Coil	3.6L	Enforcer, Pursuit, SE, SXT, SXT Plus		IGC0178
Durango	Ignition Coil	5.7L	Citadel, Crew, Crew Luxe, Crew Plus, R/T, Special Service		IGC0164
Durango	Ignition Coil	3.6L	Base, Citadel, Crew, Crew Luxe, Crew Plus, SXT, Special Service		IGC0178
Grand Caravan	Ignition Coil	3.6L	Canada Value Package, Crew, Crew Plus, R/T, SE, SXT		IGC0178
Journey	Fuel Injection Throttle Body	2.4L	AVP, Canada Value Package, SE, SE Plus, SXT		ETB0040
Journey	Ignition Coil	2.4L	AVP, Canada Value Package, SE, SE Plus, SXT		IGC0170
Journey	Ignition Coil	3.6L	Crew, R/T, SXT		IGC0178
<b>2013 Dodge</b>					
Avenger	Fuel Injection Throttle Body	2.4L	GTS, SE, SE Canada Value Package, SXT, SXT Plus		ETB0040
Avenger	Ignition Coil	2.4L	GTS, SE, SE Canada Value Package, SXT, SXT Plus		IGC0170
Avenger	Ignition Coil	3.6L	R/T, SE, SE Canada Value Package, SXT		IGC0178
Challenger	Ignition Coil	5.7L, 6.4L	R/T, R/T Classic, SRT8		IGC0164
Challenger	Ignition Coil	3.6L	Rallye Redline, SXT, SXT Plus		IGC0178
Charger	Ignition Coil	5.7L, 6.4L	Enforcer, Pursuit, R/T, SE, SRT8		IGC0164
Charger	Ignition Coil	3.6L	Enforcer, Pursuit, SE, SXT, SXT Plus		IGC0178

Vehicle	Part Type	Engine Size	Trim	Note(s)	Part Number
<b>2013 Dodge (cont'd)</b>					
Durango	Ignition Coil	5.7L	Citadel, Crew, Crew Luxe, Crew Plus, R/T, Special Service		IGC0164
Durango	Ignition Coil	3.6L	Base, Citadel, Crew, Crew Luxe, Crew Plus, SXT, Special Service		IGC0178
Grand Caravan	Ignition Coil	3.6L	Canada Value Package, Crew, Crew Plus, R/T, SE, SXT		IGC0178
Journey	Fuel Injection Throttle Body	2.4L	AVP, Canada Value Package, SE, SE Plus, SXT		ETB0040
Journey	Ignition Coil	2.4L	AVP, Canada Value Package, SE, SE Plus, SXT		IGC0170
Journey	Ignition Coil	3.6L	Crew, R/T, R/T Rallye, SXT		IGC0178
<b>2014 Dodge</b>					
Avenger	Fuel Injection Throttle Body	2.4L	GTS, SE, SE Canada Value Package, SXT		ETB0040
Avenger	Ignition Coil	2.4L	GTS, SE, SE Canada Value Package, SXT		IGC0170
Avenger	Ignition Coil	3.6L	R/T, SE, SE Canada Value Package, SXT		IGC0178
Challenger	Ignition Coil	5.7L, 6.4L	Base, R/T, R/T Classic, SRT, SRT8		IGC0164
Challenger	Ignition Coil	3.6L	Rallye Redline, SXT		IGC0178
Charger	Ignition Coil	5.7L, 6.4L	Enforcer, Pursuit, R/T, SRT8		IGC0164
Charger	Ignition Coil	3.6L	Enforcer, Pursuit, SE, SXT, SXT Plus		IGC0178
Durango	Ignition Coil	5.7L	Citadel, Limited, R/T, Special Service		IGC0164
Durango	Ignition Coil	3.6L	Citadel, Limited, Rallye, SXT, Special Service		IGC0178
Grand Caravan	Ignition Coil	3.6L	30th Anniversary Edition, American Value Package, Crew, Crew Plus, R/T, SE, SE 30th Anniversary Edition, SE Canada Value Package, SE Plus, SXT, SXT 30th Anniversary Edition, SXT Plus		IGC0178
Journey	Fuel Injection Throttle Body	2.4L	Base, Canada Value Package, Crossroad, SE, SE Plus, SXT		ETB0040
Journey	Ignition Coil	2.4L	Base, Canada Value Package, Crossroad, SE, SE Plus, SXT		IGC0170
Journey	Ignition Coil	3.6L	Crossroad, Limited, R/T, R/T Rallye, SXT		IGC0178

Vehicle	Part Type	Engine Size	Trim	Note(s)	Part Number
<b>2015 Dodge</b>					
Challenger	Ignition Coil	5.7L, 6.2L, 6.4L	R/T, R/T Plus, SRT 392, SRT Hellcat, Scat Pack		IGC0164
Challenger	Ignition Coil	3.6L	Black Line, SXT, SXT Plus		IGC0178
Charger	Ignition Coil	5.7L, 6.2L, 6.4L	Enforcer, Pursuit, R/T, R/T Road & Track, R/T Scat Pack, SRT 392, SRT Hellcat		IGC0164
Charger	Ignition Coil	3.6L	Enforcer, Pursuit, SE, SXT, SXT Plus		IGC0178
Durango	Ignition Coil	5.7L	Citadel, Limited, R/T, Special Service		IGC0164
Durango	Ignition Coil	3.6L	Citadel, Limited, Rallye, SXT, Special Service		IGC0178
Grand Caravan	Ignition Coil	3.6L	American Value Package, R/T, SE, SE Plus, SXT		IGC0178
Journey	Fuel Injection Throttle Body	2.4L	AVP, Canada Value Package, Crossroad, SE, SE Plus, SXT		ETB0040
Journey	Ignition Coil	2.4L	AVP, Canada Value Package, Crossroad, SE, SE Plus, SXT		IGC0170
Journey	Ignition Coil	3.6L	Crossroad, Limited, R/T, SE, SXT		IGC0178
<b>2016 Dodge</b>					
Challenger	Ignition Coil	5.7L, 6.2L, 6.4L	392 Hemi Scat Pack Shaker, R/T, R/T Plus, R/T Plus Shaker, R/T Scat Pack, R/T Shaker, SRT 392, SRT Hellcat, Scat Pack		IGC0164
Challenger	Ignition Coil	3.6L	Black Line, SXT, SXT Plus		IGC0178
Charger	Ignition Coil	5.7L, 6.2L, 6.4L	Enforcer, Pursuit, R/T, R/T Road & Track, R/T Scat Pack, SRT 392, SRT Hellcat		IGC0164
Charger	Ignition Coil	3.6L	Enforcer, Pursuit, SE, SXT, SXT Plus		IGC0178
Durango	Ignition Coil	5.7L	Citadel, R/T, Special Service		IGC0164
Grand Caravan	Ignition Coil	3.6L	American Value Package, R/T, SE, SE Plus, SXT		IGC0178
Journey	Fuel Injection Throttle Body	2.4L	Canada Value Package, Crossroad, SE, SE Plus, SXT		ETB0040
Journey	Ignition Coil	2.4L	Canada Value Package, Crossroad, SE, SE Plus, SXT		IGC0170
Journey	Ignition Coil	3.6L	Crossroad, R/T, SE, SXT		IGC0178

Vehicle	Part Type	Engine Size	Trim	Note(s)	Part Number
<b>2017 Dodge</b>					
Challenger	Ignition Coil	6.2L	SRT, SRT Go Mango, SRT Hellcat	GAS, ESD	IGC0164
Challenger	Ignition Coil	6.4L	R/T 392, R/T Scat Pack, SRT 392, Scat Pack, T/A 392	GAS, ESH	IGC0164
Challenger	Ignition Coil	5.7L	R/T, T/A	GAS, EZC	IGC0164
Challenger	Ignition Coil	3.6L	GT	FLEX, AWD, ERB	IGC0178
Challenger	Ignition Coil	3.6L	SXT, SXT Plus	FLEX, RWD, ERB	IGC0178
Charger	Ignition Coil	5.7L	Daytona, Daytona R/T, Enforcer, Pursuit, R/T	GAS, EZH	IGC0164
Charger	Ignition Coil	6.2L	SRT Hellcat	GAS, RWD, ESD	IGC0164
Charger	Ignition Coil	6.4L	Daytona 392, R/T 392, R/T Scat Pack, SRT 392	GAS, RWD, ESG	IGC0164
Charger	Ignition Coil	3.6L	Enforcer, Pursuit, SE, SXT	FLEX, AWD, ERB	IGC0178
Charger	Ignition Coil	3.6L	Enforcer, Pursuit, SE, SXT	FLEX, RWD, ERB	IGC0178
Durango	Ignition Coil	5.7L	Citadel, GT, R/T, Special Service		IGC0164
Grand Caravan	Ignition Coil	3.6L	Canada Value Package, Crew, Crew Plus, GT, SE, SE Plus, SXT, SXT Plus		IGC0178
Journey	Fuel Injection Throttle Body	2.4L	Canada Value Package, Crossroad, SE, SE Plus, SXT, SXT Lujo, SXT Sport		ETB0040
Journey	Ignition Coil	2.4L	Canada Value Package, Crossroad, SE, SE Plus, SXT, SXT Lujo, SXT Sport		IGC0170
Journey	Ignition Coil	3.6L	Crossroad, GT, SE, SXT		IGC0178
<b>2018 Dodge</b>					
Challenger	Ignition Coil	5.7L, 6.2L, 6.4L	Edicion Especial, R/T, R/T 392, R/T Scat Pack, SRT, SRT 392, SRT Demon, SRT Hellcat, SRT Hellcat Widebody, Scat Pack, T/A, T/A 392		IGC0164
Challenger	Ignition Coil	3.6L	Dual Stripes, GT, SXT, SXT Plus	GAS	IGC0178
Charger	Ignition Coil	5.7L, 6.2L, 6.4L	Daytona, Daytona 392, Daytona R/T, Enforcer, Pursuit, R/T, R/T 392, R/T Scat Pack, SRT 392, SRT Hellcat		IGC0164
Charger	Ignition Coil	3.6L	SXT, SXT Plus, SXT Plus Leather	FLEX	IGC0178
Charger	Ignition Coil	3.6L	Enforcer, GT, GT Plus, Pursuit	GAS	IGC0178
Durango	Ignition Coil	5.7L	Citadel, Enforcer, GT, Pursuit, R/T, Special Service		IGC0164

Vehicle	Part Type	Engine Size	Trim	Note(s)	Part Number
<b>2018 Dodge (cont'd)</b>					
Grand Caravan	Ignition Coil	3.6L	Blacktop, Canada Value Package, Crew, Crew Plus, GT, SE, SE Plus, SXT, SXT Plus, SXT Premium Plus	FLEX	IGC0178
Grand Caravan	Ignition Coil	3.6L	Blacktop, Canada Value Package, Crew, Crew Plus, GT, SE, SE Plus, SXT, SXT Plus, SXT Premium Plus	GAS	IGC0178
Journey	Fuel Injection Throttle Body	2.4L	Canada Value Package, Crossroad, SE, SE Plus, SXT, SXT Lujo, Sport	W/ Throttle Position Sensor	ETB0040
Journey	Ignition Coil	2.4L	Canada Value Package, Crossroad, SE, SE Plus, SXT, SXT Lujo, Sport		IGC0170
Journey	Ignition Coil	3.6L	Crossroad, GT, SE, SXT	FLEX	IGC0178
<b>2019 Dodge</b>					
Challenger	Ignition Coil	6.2L	SRT HellCat Edicion Especial, SRT Hellcat, SRT Hellcat Widebody	GAS, ESD	IGC0164
Challenger	Ignition Coil	6.4L	R/T Scat Pack, R/T Scat Pack Widebody, Scat Pack, Scat Pack 392	GAS, ESH	IGC0164
Challenger	Ignition Coil	5.7L	R/T	GAS, EZC	IGC0164
Challenger	Ignition Coil	3.6L	GT, SXT	GAS, AWD, ERB	IGC0178
Challenger	Ignition Coil	3.6L	GT, SXT	GAS, RWD, ERB	IGC0178
Charger	Ignition Coil	5.7L	Daytona R/T, Enforcer, Pursuit, R/T	GAS, EZH	IGC0164
Charger	Ignition Coil	6.2L	SRT Hellcat	GAS, RWD, ESD	IGC0164
Charger	Ignition Coil	6.4L	Scat Pack, Scat Pack 392	GAS, RWD, ESG	IGC0164
Charger	Ignition Coil	3.6L	SXT	FLEX, AWD, ERB	IGC0178
Charger	Ignition Coil	3.6L	SXT	FLEX, RWD, ERB	IGC0178
Charger	Ignition Coil	3.6L	Enforcer, Pursuit	GAS, AWD, ERB	IGC0178
Charger	Ignition Coil	3.6L	Enforcer, GT, Pursuit	GAS, RWD, ERB	IGC0178
Durango	Ignition Coil	5.7L, 6.4L	Citadel, Enforcer, Pursuit, R/T, SRT, Special Service	GAS, AWD	IGC0164
Durango	Ignition Coil	5.7L	Citadel, R/T, Special Service	GAS, RWD	IGC0164
Grand Caravan	Ignition Coil	3.6L	Canada Value Package, Crew, Crew Plus, GT, SE, SE Plus, SXT, SXT Plus, SXT Premium Plus	FLEX	IGC0178
Grand Caravan	Ignition Coil	3.6L	Canada Value Package, Crew, Crew Plus, GT, SE, SE Plus, SXT, SXT Plus, SXT Premium Plus	GAS	IGC0178

Vehicle	Part Type	Engine Size	Trim	Note(s)	Part Number
<b>1989 Eagle</b>					
Summit	Engine Water Pump	1.5L	DL, LX	Gasket, Actual OE	WUP0022
<b>1990 Eagle</b>					
Summit	Engine Water Pump	1.5L	DL, ES, LX	Gasket, Actual OE	WUP0022
<b>1991 Eagle</b>					
Summit	Engine Water Pump	1.5L	Base, ES	Gasket, Actual OE	WUP0022
<b>1992 Eagle</b>					
Summit	Engine Water Pump	1.5L	Base, ES	Gasket, Actual OE	WUP0022
<b>1993 Eagle</b>					
Summit	Engine Water Pump	1.5L	DL, ES	Gasket, Actual OE	WUP0022
<b>1994 Eagle</b>					
Summit	Engine Water Pump	1.5L	DL, ES	Gasket, Actual OE	WUP0022
<b>1995 Eagle</b>					
Summit	Fuel Pump	1.5L, 1.8L, 2.4L	DL, LX	CAN, FWD, Wagon, SPECIAL ORDER ONLY	FUP3362HU-D
Summit	Fuel Pump	1.5L, 1.8L, 2.4L	DL, ESi, LX	Coupe, SPECIAL ORDER ONLY	FUP3362HU-D
Summit	Fuel Pump	1.5L, 1.8L, 2.4L	DL, LX	FEDERAL, USA, FWD, Wagon, SPECIAL ORDER ONLY	FUP3362HU-D
Summit	Fuel Pump	1.5L, 1.8L, 2.4L	ESi, LX	Sedan, SPECIAL ORDER ONLY	FUP3362HU-D
Summit	Fuel Pump	2.4L	Base	W/ GAUGE, 4WD, Wagon, SPECIAL ORDER ONLY	FUP3362HU-D
Summit	Spark Plug Wire	1.8L	DL, ESi, LX	Coupe, SPECIAL ORDER ONLY	SPW4279HU-D
Summit	Spark Plug Wire	1.8L	ESi, LX	Sedan, SPECIAL ORDER ONLY	SPW4279HU-D
Summit	Spark Plug Wire	1.5L	DL, ESi	SPECIAL ORDER ONLY	SPW4279HU-D
Summit	Spark Plug Wire	1.8L, 2.4L	Base, DL, LX	Wagon, SPECIAL ORDER ONLY	SPW4279HU-D
Summit	Engine Water Pump	1.5L	DL, ESi	Gasket, Actual OE	WUP0022
Talon	Spark Plug Wire	2.0L	ESi, TSi	SPECIAL ORDER ONLY	SPW4336HU-D
Vision	Accessory Drive Belt Idler Pulley	3.5L	ESi, TSi		GLP2051-D



Vehicle	Part Type	Engine Size	Trim	Note(s)	Part Number
<b>1996 Eagle</b>					
Summit	Fuel Pump	1.5L, 1.8L, 2.4L	DL, LX	CAN, FWD, Wagon, SPECIAL ORDER ONLY	FUP3362HU-D
Summit	Fuel Pump	1.5L, 1.8L, 2.4L	DL, ESi	Coupe, SPECIAL ORDER ONLY	FUP3362HU-D
Summit	Fuel Pump	1.5L, 1.8L, 2.4L	DL, LX	FEDERAL, USA, FWD, Wagon, SPECIAL ORDER ONLY	FUP3362HU-D
Summit	Fuel Pump	1.5L, 1.8L, 2.4L	DL, ESi, LX	Sedan, SPECIAL ORDER ONLY	FUP3362HU-D
Summit	Fuel Pump	2.4L	Base	W/ GAUGE, 4WD, Wagon, SPECIAL ORDER ONLY	FUP3362HU-D
Summit	Spark Plug Wire	1.8L	DL	Coupe, SPECIAL ORDER ONLY	SPW4279HU-D
Summit	Spark Plug Wire	1.8L	DL, LX	Sedan, SPECIAL ORDER ONLY	SPW4279HU-D
Summit	Spark Plug Wire	1.5L	DL, ESi	SPECIAL ORDER ONLY	SPW4279HU-D
Summit	Spark Plug Wire	1.8L, 2.4L	Base, DL, LX	Wagon, SPECIAL ORDER ONLY	SPW4279HU-D
Summit	Engine Water Pump	1.5L, 1.8L, 2.4L	Base, DL, ESi, LX	Gasket, Actual OE	WUP0022
Talon	Fuel Pump	2.0L	Base, ESi	FWD, Naturally Aspirated, SPECIAL ORDER ONLY	FUP3362HU-D
Talon	Spark Plug Wire	2.0L	Base, ESi, TSi	SPECIAL ORDER ONLY	SPW4336HU-D
Vision	Accessory Drive Belt Idler Pulley	3.5L	ESi, TSi		GLP2051-D
<b>1997 Eagle</b>					
Talon	Fuel Pump	2.0L	Base, ESi	FWD, Naturally Aspirated, SPECIAL ORDER ONLY	FUP3362HU-D
Talon	Ignition Coil	2.0L	Base, ESi		IGC0147
Talon	Spark Plug Wire	2.0L	Base, ESi, TSi	SPECIAL ORDER ONLY	SPW4336HU-D
Vision	Accessory Drive Belt Idler Pulley	3.5L	ESi, TSi		GLP2051-D
<b>1998 Eagle</b>					
Talon	Fuel Pump	2.0L	Base, ESi	Naturally Aspirated, SPECIAL ORDER ONLY	FUP3362HU-D
Talon	Ignition Coil	2.0L	Base, ESi		IGC0147

Vehicle	Part Type	Engine Size	Trim	Note(s)	Part Number
<b>1998 Eagle (cont'd)</b>					
Talon	Spark Plug Wire	2.0L	Base, ESi, TSi	SPECIAL ORDER ONLY	SPW4336HU-D
<b>1989 Ferrari</b>					
Mondial t	Ignition Coil	3.4L	Base, Cabriolet		IGC8793
<b>1990 Ferrari</b>					
348 TB	Ignition Coil	3.4L	Base		IGC8793
348 TS	Ignition Coil	3.4L	Base		IGC8793
Mondial t	Ignition Coil	3.4L	Cabriolet		IGC8793
<b>1991 Ferrari</b>					
348 TB	Ignition Coil	3.4L	Base		IGC8793
348 TS	Ignition Coil	3.4L	Base		IGC8793
Mondial t	Ignition Coil	3.4L	Cabriolet		IGC8793
<b>1992 Ferrari</b>					
348 TB	Ignition Coil	3.4L	Base, Series Speciale		IGC8793
348 TS	Ignition Coil	3.4L	Base, Series Speciale		IGC8793
Mondial t	Ignition Coil	3.4L	Cabriolet		IGC8793
<b>1993 Ferrari</b>					
348 GTB	Ignition Coil	3.4L	Base		IGC8793
348 GTS	Ignition Coil	3.4L	Base		IGC8793
Mondial t	Ignition Coil	3.4L	Cabriolet		IGC8793
<b>1994 Ferrari</b>					
348 GTB	Ignition Coil	3.4L	Base		IGC8793
F355 Berlinetta	Ignition Coil	3.5L	Base		IGC8793
F355 GTS	Ignition Coil	3.5L	Base		IGC8793
<b>1995 Ferrari</b>					
F355 Berlinetta	Ignition Coil	3.5L	Base		IGC8793
F355 GTS	Ignition Coil	3.5L	Base		IGC8793
<b>1996 Ferrari</b>					
F355 Berlinetta	Ignition Coil	3.5L	Base		IGC8793
F355 GTS	Ignition Coil	3.5L	Base		IGC8793
F355 Spider	Ignition Coil	3.5L	Base		IGC8793
<b>1997 Ferrari</b>					
F355 GTS	Ignition Coil	3.5L	Base		IGC8793
F355 Spider	Ignition Coil	3.5L	Base		IGC8793
<b>1998 Ferrari</b>					
F355 F1	Ignition Coil	3.5L	Base		IGC8793
F355 GTS	Ignition Coil	3.5L	Base		IGC8793
F355 Spider	Ignition Coil	3.5L	Base		IGC8793

Vehicle	Part Type	Engine Size	Trim	Note(s)	Part Number
<b>1999 Ferrari</b>					
F355	Ignition Coil	3.5L	Base		IGC8793
F355 Spider	Ignition Coil	3.5L	Base		IGC8793
<b>1980 Jeep</b>					
CJ5	Ignition Coil	2.5L	Base, Golden Eagle, Laredo, Renegade		IGC0100
CJ7	Ignition Coil	2.5L	Base, Golden Hawk, Laredo, Renegade		IGC0100
DJ5	Ignition Coil	2.5L	Base		IGC0100
<b>1981 Jeep</b>					
CJ5	Ignition Coil	2.5L	Base, Laredo, Renegade		IGC0100
CJ7	Ignition Coil	2.5L	Base, Laredo, Renegade		IGC0100
DJ5	Ignition Coil	2.5L	Base		IGC0100
Scrambler	Ignition Coil	2.5L	Base		IGC0100
<b>1982 Jeep</b>					
DJ5	Ignition Coil	2.5L	Base		IGC0100
<b>1983 Jeep</b>					
DJ5	Ignition Coil	2.5L	Base		IGC0100
<b>1995 Jeep</b>					
Cherokee	Accessory Drive Belt Idler Pulley	2.5L, 4.0L	Country, SE, Sport		GLP2051-D
Cherokee	Ignition Coil	2.5L, 4.0L	Country, SE, Sport		IGC0180
Grand Cherokee	Accessory Drive Belt Idler Pulley	4.0L, 5.2L	Laredo, Limited, Orvis, SE		GLP2051-D
Grand Cherokee	Ignition Coil	4.0L, 5.2L	Laredo, Limited, Orvis, SE		IGC0180
Wrangler	Accessory Drive Belt Idler Pulley	2.5L, 4.0L	Rio Grande, SE, Sahara		GLP2051-D
Wrangler	Ignition Coil	2.5L, 4.0L	Rio Grande, SE, Sahara		IGC0180
<b>1996 Jeep</b>					
Cherokee	Accessory Drive Belt Idler Pulley	2.5L, 4.0L	Classic, Country, SE, Sport		GLP2051-D
Cherokee	Ignition Coil	2.5L, 4.0L	Classic, Country, SE, Sport		IGC0180
Grand Cherokee	Accessory Drive Belt Idler Pulley	4.0L, 5.2L	Laredo, Limited		GLP2051-D
Grand Cherokee	Ignition Coil	4.0L, 5.2L	Laredo, Limited		IGC0180
<b>1997 Jeep</b>					
Cherokee	Accessory Drive Belt Idler Pulley	2.5L, 4.0L	Country, SE, Sport		GLP2051-D
Cherokee	Ignition Coil	2.5L, 4.0L	Country, SE, Sport		IGC0180
Grand Cherokee	Accessory Drive Belt Idler Pulley	4.0L	Laredo, Limited, Orvis, TSi		GLP2051-D
Grand Cherokee	Ignition Coil	4.0L, 5.2L	Laredo, Limited, Orvis, TSi		IGC0180

Vehicle	Part Type	Engine Size	Trim	Note(s)	Part Number
<b>1997 Jeep (cont'd)</b>					
TJ	Accessory Drive Belt Idler Pulley	2.5L, 4.0L	SE, Sahara, Sport		GLP2051-D
TJ	Ignition Coil	2.5L, 4.0L	SE, Sahara, Sport		IGC0180
Wrangler	Accessory Drive Belt Idler Pulley	2.5L, 4.0L	SE, Sahara, Sport		GLP2051-D
Wrangler	Ignition Coil	2.5L, 4.0L	SE, Sahara, Sport		IGC0180
<b>1998 Jeep</b>					
Cherokee	Accessory Drive Belt Idler Pulley	2.5L, 4.0L	Classic, Limited, SE, Sport		GLP2051-D
Cherokee	Ignition Coil	2.5L, 4.0L	Classic, Limited, SE, Sport		IGC0122
Grand Cherokee	Accessory Drive Belt Idler Pulley	4.0L	Laredo, Limited, TSi		GLP2051-D
Grand Cherokee	Ignition Coil	4.0L, 5.2L, 5.9L	5.9 Limited, Laredo, Limited, TSi		IGC0122
TJ	Accessory Drive Belt Idler Pulley	2.5L, 4.0L	SE, Sahara, Sport		GLP2051-D
TJ	Ignition Coil	2.5L, 4.0L	SE, Sahara, Sport		IGC0122
Wrangler	Accessory Drive Belt Idler Pulley	2.5L, 4.0L	SE, Sahara, Sport		GLP2051-D
Wrangler	Ignition Coil	2.5L, 4.0L	SE, Sahara, Sport		IGC0122
<b>1999 Jeep</b>					
Cherokee	Accessory Drive Belt Idler Pulley	2.5L, 4.0L	Classic, Limited, SE, Sport		GLP2051-D
Cherokee	Ignition Coil	2.5L, 4.0L	Classic, Limited, SE, Sport		IGC0122
Grand Cherokee	Ignition Coil	4.7L	Laredo, Limited		IGC0130
TJ	Accessory Drive Belt Idler Pulley	2.5L, 4.0L	SE, Sahara, Sport		GLP2051-D
TJ	Ignition Coil	2.5L, 4.0L	SE, Sahara, Sport		IGC0122
Wrangler	Accessory Drive Belt Idler Pulley	2.5L, 4.0L	SE, Sahara, Sport		GLP2051-D
Wrangler	Ignition Coil	2.5L, 4.0L	SE, Sahara, Sport		IGC0122
<b>2000 Jeep</b>					
Cherokee	Accessory Drive Belt Idler Pulley	2.5L, 4.0L	Classic, Limited, SE, Sport		GLP2051-D
Cherokee	Ignition Coil	2.5L	SE		IGC0122
Cherokee	Ignition Coil	4.0L	Classic, Limited, SE, Sport		IGC0136
Grand Cherokee	Ignition Coil	4.7L	Laredo, Limited		IGC0130
Grand Cherokee	Ignition Coil	4.0L	Laredo, Limited		IGC0136
TJ	Accessory Drive Belt Idler Pulley	2.5L	SE		GLP2051-D
TJ	Ignition Coil	2.5L	SE		IGC0122
TJ	Ignition Coil	4.0L	Sahara, Sport		IGC0136
Wrangler	Accessory Drive Belt Idler Pulley	2.5L	SE		GLP2051-D
Wrangler	Ignition Coil	2.5L	SE		IGC0122

Vehicle	Part Type	Engine Size	Trim	Note(s)	Part Number
<b>2000 Jeep (cont'd)</b>					
Wrangler	Ignition Coil	4.0L	Sahara, Sport		IGC0136
<b>2001 Jeep</b>					
Cherokee	Accessory Drive Belt Idler Pulley	4.0L	Classic, Limited, SE, Sport		GLP2051-D
Cherokee	Ignition Coil	4.0L	Classic, Limited, SE, Sport		IGC0136
Grand Cherokee	Ignition Coil	4.7L	Laredo, Limited		IGC0130
Grand Cherokee	Ignition Coil	4.0L	Laredo, Limited		IGC0136
TJ	Accessory Drive Belt Idler Pulley	2.5L	SE		GLP2051-D
TJ	Ignition Coil	2.5L	SE		IGC0122
TJ	Ignition Coil	4.0L	Sahara, Sport		IGC0136
Wrangler	Accessory Drive Belt Idler Pulley	2.5L	SE		GLP2051-D
Wrangler	Ignition Coil	2.5L	SE		IGC0122
Wrangler	Ignition Coil	4.0L	Sahara, Sport		IGC0136
<b>2002 Jeep</b>					
Grand Cherokee	Ignition Coil	4.7L	Laredo, Limited, Overland, Sport		IGC0130
Grand Cherokee	Ignition Coil	4.0L	Laredo, Limited, Sport		IGC0136
Liberty	Ignition Coil	3.7L	Base, Limited, Renegade, Sport		IGC0130
Liberty	Ignition Coil	2.4L	Renegade, Sport		IGC0147
TJ	Accessory Drive Belt Idler Pulley	2.5L	SE		GLP2051-D
TJ	Ignition Coil	2.5L	SE		IGC0122
TJ	Ignition Coil	4.0L	Sahara, Sport		IGC0136
Wrangler	Accessory Drive Belt Idler Pulley	2.5L	SE		GLP2051-D
Wrangler	Ignition Coil	2.5L	SE		IGC0122
Wrangler	Ignition Coil	4.0L	Sahara, Sport, X		IGC0136
<b>2003 Jeep</b>					
Grand Cherokee	Ignition Coil	4.7L	Laredo, Limited, Overland		IGC0130
Grand Cherokee	Ignition Coil	4.0L	Laredo, Limited		IGC0136
Liberty	Ignition Coil	3.7L	Limited, Renegade, Sport		IGC0130
Liberty	Ignition Coil	2.4L	Sport		IGC0147
TJ	Ignition Coil	4.0L	Rubicon, Sahara, Sport		IGC0136
TJ	Ignition Coil	2.4L	SE		IGC0147
Wrangler	Ignition Coil	4.0L	Rubicon, Sahara, Sport, X		IGC0136
Wrangler	Ignition Coil	2.4L	SE		IGC0147
<b>2004 Jeep</b>					
Grand Cherokee	Ignition Coil	4.7L	Laredo, Limited, Overland, Special Edition		IGC0130

Vehicle	Part Type	Engine Size	Trim	Note(s)	Part Number
<b>2004 Jeep (cont'd)</b>					
Grand Cherokee	Ignition Coil	4.0L	Laredo, Limited, SE, Special Edition		IGC0136
Liberty	Ignition Coil	3.7L	Limited, Renegade, Sport		IGC0130
Liberty	Ignition Coil	2.4L	Sport		IGC0147
TJ	Ignition Coil	4.0L	Rubicon, Sahara, Sport		IGC0136
Wrangler	Ignition Coil	4.0L	Rubicon, Sahara, Sport, Unlimited, X		IGC0136
Wrangler	Ignition Coil	2.4L	SE		IGC0147
<b>2005 Jeep</b>					
Grand Cherokee	Ignition Coil	3.7L, 4.7L	Laredo, Limited		IGC0130
Grand Cherokee	Ignition Coil	5.7L	Limited, Limited Premium		IGC0145
Liberty	Ignition Coil	3.7L	Limited, Renegade, Rocky Mountain Edition, Sport		IGC0130
Liberty	Ignition Coil	2.4L	Sport		IGC0147
Liberty	Mass Air Flow Sensor	2.8L	Limited, Sport	Actual OE	MAF0089
TJ	Ignition Coil	4.0L	Rubicon, Sport		IGC0136
TJ	Ignition Coil	2.4L	SE		IGC0147
Wrangler	Ignition Coil	4.0L	Rubicon, SE, Sport, Unlimited, Unlimited Rubicon, X		IGC0136
Wrangler	Ignition Coil	2.4L	SE		IGC0147
<b>2006 Jeep</b>					
Commander	Ignition Coil	3.7L, 4.7L	65 Aniversario, 65th Anniversary Edition, Base, Limited		IGC0130
Commander	Ignition Coil	5.7L	Limited, Limited Premium		IGC0164
Grand Cherokee	Ignition Coil	3.7L, 4.7L	65th Anniversary Edition, Laredo, Limited		IGC0130
Grand Cherokee	Ignition Coil	5.7L, 6.1L	Limited, Limited Premium, Overland, SRT8		IGC0164
Liberty	Ignition Coil	3.7L	65th Anniversary Edition, Limited, Renegade, Sport, Sport 65 Aniversario		IGC0130
Liberty	Mass Air Flow Sensor	2.8L	Limited, Sport	Actual OE	MAF0089
TJ	Ignition Coil	4.0L	Rubicon, Sport		IGC0136
TJ	Ignition Coil	2.4L	SE		IGC0147
Wrangler	Ignition Coil	4.0L	65th Anniversary Edition, Rubicon, SE, Sport, Unlimited, Unlimited Rubicon, X		IGC0136
Wrangler	Ignition Coil	2.4L	SE		IGC0147
<b>2007 Jeep</b>					
Commander	Ignition Coil	3.7L, 4.7L	Base, Limited, Sport		IGC0130

Vehicle	Part Type	Engine Size	Trim	Note(s)	Part Number
<b>2007 Jeep (cont'd)</b>					
Commander	Ignition Coil	5.7L	Limited, Limited Premium, Overland		IGC0164
Compass	Fuel Injection Throttle Body	2.0L, 2.4L	Base, Limited, Sport		ETB0040
Compass	Ignition Coil	2.0L, 2.4L	Base, Limited, Sport		IGC0170
Grand Cherokee	Engine Crankshaft Position Sensor	3.0L	Laredo, Limited, Overland		CPS8119
Grand Cherokee	Ignition Coil	3.7L, 4.7L	Laredo, Limited		IGC0130
Grand Cherokee	Ignition Coil	5.7L, 6.1L	Limited, Limited Premium, Overland, SRT8		IGC0164
Liberty	Ignition Coil	3.7L	Limited, Sport, Sport Edicion Especial		IGC0130
Patriot	Fuel Injection Throttle Body	2.0L, 2.4L	Base, Limited, Sport		ETB0040
Patriot	Ignition Coil	2.0L, 2.4L	Base, Limited, Sport		IGC0170
Wrangler	Ignition Coil	3.8L	Rubicon, Sahara, Unlimited Rubicon, Unlimited Sahara, Unlimited X, X		IGC0138
<b>2008 Jeep</b>					
Commander	Ignition Coil	3.7L	Sport		IGC0130
Commander	Ignition Coil	5.7L	Limited, Limited Premium, Overland		IGC0164
Compass	Fuel Injection Throttle Body	2.0L, 2.4L	Limited, Limited Premium, North Edition, Sport		ETB0040
Compass	Ignition Coil	2.0L, 2.4L	Limited, Limited Premium, North Edition, Sport		IGC0170
Grand Cherokee	Ignition Coil	3.7L	Laredo		IGC0130
Grand Cherokee	Ignition Coil	5.7L, 6.1L	Limited, Limited Premium, Overland, SRT8		IGC0164
Liberty	Ignition Coil	3.7L	Limited, North Edition, Sky Slider, Sport		IGC0130
Patriot	Fuel Injection Throttle Body	2.0L, 2.4L	Base, Limited, North Edition, Sport		ETB0040
Patriot	Ignition Coil	2.0L, 2.4L	Base, Limited, North Edition, Sport		IGC0170
Wrangler	Ignition Coil	3.8L	Rubicon, Sahara, Unlimited Rubicon, Unlimited Sahara, Unlimited X, X		IGC0138
<b>2009 Jeep</b>					
Commander	Ignition Coil	5.7L	Limited, Limited Premium, Overland		IGC0164
Commander	Ignition Coil	3.7L	Sport		IGC0177
Compass	Fuel Injection Throttle Body	2.0L, 2.4L	Limited, Limited Premium, Sport		ETB0040
Compass	Ignition Coil	2.0L, 2.4L	Limited, Limited Premium, Sport		IGC0170

Vehicle	Part Type	Engine Size	Trim	Note(s)	Part Number
<b>2009 Jeep (cont'd)</b>					
Grand Cherokee	Ignition Coil	5.7L, 6.1L	Limited, Limited Premium, Overland, SRT8		IGC0164
Grand Cherokee	Ignition Coil	3.7L	Laredo		IGC0177
Liberty	Ignition Coil	3.7L	Limited, Sky Slider, Sport		IGC0177
Patriot	Fuel Injection Throttle Body	2.0L, 2.4L	Base, Limited, Sport		ETB0040
Patriot	Ignition Coil	2.0L, 2.4L	Base, Limited, Sport		IGC0170
Wrangler	Ignition Coil	3.8L	Rubicon, Sahara, Unlimited Rubicon, Unlimited Sahara, Unlimited X, X, X-S		IGC0138
<b>2010 Jeep</b>					
Commander	Ignition Coil	5.7L	Limited, Limited Premium, Sport		IGC0164
Commander	Ignition Coil	3.7L	Sport		IGC0177
Compass	Fuel Injection Throttle Body	2.0L, 2.4L	Limited, Sport		ETB0040
Compass	Ignition Coil	2.0L, 2.4L	Limited, Sport		IGC0170
Grand Cherokee	Ignition Coil	5.7L, 6.1L	Laredo, Limited, Limited Premium, North Edition, S Limited, SRT, SRT8		IGC0164
Grand Cherokee	Ignition Coil	3.7L	Laredo, Limited, North Edition, S Limited		IGC0177
Liberty	Ignition Coil	3.7L	Limited, Renegade, Sport		IGC0177
Patriot	Fuel Injection Throttle Body	2.0L, 2.4L	Base, Limited, Sport		ETB0040
Patriot	Ignition Coil	2.0L, 2.4L	Base, Limited, Sport		IGC0170
Wrangler	Ignition Coil	3.8L	Islander, Rubicon, Sahara, Sport, Unlimited Mountain, Unlimited Rubicon, Unlimited Sahara, Unlimited Sport, Unlimited X, X		IGC0138
<b>2011 Jeep</b>					
Compass	Fuel Injection Throttle Body	2.0L, 2.4L	Base, Latitude, Limited, North Edition, Sport		ETB0040
Compass	Ignition Coil	2.0L, 2.4L	Base, Latitude, Limited, North Edition, Sport		IGC0170
Grand Cherokee	Ignition Coil	5.7L	Laredo, Limited, Limited Premium, Overland		IGC0164
Grand Cherokee	Ignition Coil	3.6L	Laredo, Limited, Overland		IGC0178
Liberty	Ignition Coil	3.7L	Limited, Limited Jet, North Edition, Renegade, Sport		IGC0177
Patriot	Fuel Injection Throttle Body	2.0L, 2.4L	Base, Latitude, Latitude X, Limited, North Edition, Sport		ETB0040
Patriot	Ignition Coil	2.0L, 2.4L	Base, Latitude, Latitude X, Limited, North Edition, Sport		IGC0170



Vehicle	Part Type	Engine Size	Trim	Note(s)	Part Number
<b>2011 Jeep (cont'd)</b>					
Wrangler	Ignition Coil	3.8L	70th Anniversary, Rubicon, Sahara, Sport, Unlimited 70th Anniversary, Unlimited Rubicon, Unlimited Sahara, Unlimited Sport, Unlimited X, X		IGC0138
<b>2012 Jeep</b>					
Compass	Fuel Injection Throttle Body	2.0L, 2.4L	Latitude, Limited, North Edition, Sport		ETB0040
Compass	Ignition Coil	2.0L, 2.4L	Latitude, Limited, North Edition, Sport		IGC0170
Grand Cherokee	Ignition Coil	5.7L, 6.4L	Laredo, Laredo X, Limited, Limited Premium, Overland, Overland Summit, SRT8		IGC0164
Grand Cherokee	Ignition Coil	3.6L	Laredo, Laredo E, Laredo X, Limited, Overland, Overland Summit		IGC0178
Liberty	Ignition Coil	3.7L	Jet, Limited, Limited Edition, Limited Jet, North Edition, Sport		IGC0177
Patriot	Fuel Injection Throttle Body	2.0L, 2.4L	Base, Latitude, Limited, North Edition, Sport		ETB0040
Patriot	Ignition Coil	2.0L, 2.4L	Base, Latitude, Limited, North Edition, Sport		IGC0170
Wrangler	Ignition Coil	3.6L	Rubicon, Sahara, Sport, Unlimited, Unlimited Altitude, Unlimited Mountain, Unlimited Rubicon, Unlimited Sahara, Unlimited Sport		IGC0178
<b>2013 Jeep</b>					
Compass	Fuel Injection Throttle Body	2.0L, 2.4L	Latitude, Limited, North, Sport		ETB0040
Compass	Ignition Coil	2.0L, 2.4L	Latitude, Limited, North, Sport		IGC0170
Grand Cherokee	Ignition Coil	5.7L, 6.4L	Laredo, Laredo X, Limited, Limited Premium, Overland, SRT, SRT8		IGC0164
Grand Cherokee	Ignition Coil	3.6L	Laredo, Laredo E, Laredo X, Limited, Overland		IGC0178
Patriot	Fuel Injection Throttle Body	2.0L, 2.4L	Base, Latitude, Limited, North, Sport		ETB0040
Patriot	Ignition Coil	2.0L, 2.4L	Base, Latitude, Limited, North, Sport		IGC0170
Wrangler	Ignition Coil	3.6L	Rubicon, Sahara, Sport, Unlimited Rubicon, Unlimited Sahara, Unlimited Sport		IGC0178

Vehicle	Part Type	Engine Size	Trim	Note(s)	Part Number
<b>2014 Jeep</b>					
Cherokee	Ignition Coil	3.2L	Latitude, Limited, North, Trailhawk		IGC0178
Compass	Fuel Injection Throttle Body	2.0L, 2.4L	Latitude, Limited, North, Sport		ETB0040
Compass	Ignition Coil	2.0L, 2.4L	Latitude, Limited, North, Sport		IGC0170
Grand Cherokee	Ignition Coil	5.7L, 6.4L	Limited, Overland, SRT, SRT8, Summit		IGC0164
Grand Cherokee	Ignition Coil	3.0L, 3.6L	Laredo, Limited, Overland, Summit		IGC0178
Patriot	Fuel Injection Throttle Body	2.0L, 2.4L	Latitude, Limited, North, Sport		ETB0040
Patriot	Ignition Coil	2.0L, 2.4L	Latitude, Limited, North, Sport		IGC0170
Wrangler	Ignition Coil	3.6L	Rubicon, Sahara, Sport, Unlimited Rubicon, Unlimited Sahara, Unlimited Sport, Unlimited Willys Wheeler, Willys Wheeler		IGC0178
<b>2015 Jeep</b>					
Cherokee	Ignition Coil	3.2L	Latitude, Limited, North, Sport, Trailhawk		IGC0178
Compass	Fuel Injection Throttle Body	2.0L, 2.4L	Altitude, High Altitude, Latitude, Limited, North, Sport		ETB0040
Compass	Ignition Coil	2.0L, 2.4L	Altitude, High Altitude, Latitude, Limited, North, Sport		IGC0170
Grand Cherokee	Ignition Coil	5.7L, 6.4L	Limited, Overland, SRT, SRT8, Summit		IGC0164
Grand Cherokee	Ignition Coil	3.0L, 3.6L	Laredo, Limited, Overland, Summit		IGC0178
Patriot	Fuel Injection Throttle Body	2.0L, 2.4L	Latitude, Limited, North, Sport		ETB0040
Patriot	Ignition Coil	2.0L, 2.4L	Latitude, Limited, North, Sport		IGC0170
Wrangler	Ignition Coil	3.6L	Rubicon, Sahara, Sport, Unlimited Altitude, Unlimited Hard Rock, Unlimited Rubicon, Unlimited Sahara, Unlimited Sport		IGC0178
<b>2016 Jeep</b>					
Cherokee	Ignition Coil	3.2L	75th Anniversary, Latitude, Limited, North, Overland, Sport, Trailhawk		IGC0178
Compass	Fuel Injection Throttle Body	2.0L, 2.4L	75th Anniversary, Latitude, Limited, North, Sport		ETB0040

Vehicle	Part Type	Engine Size	Trim	Note(s)	Part Number
<b>2016 Jeep (cont'd)</b>					
Compass	Ignition Coil	2.0L, 2.4L	75th Anniversary, Latitude, Limited, North, Sport		IGC0170
Grand Cherokee	Ignition Coil	5.7L, 6.4L	Limited, Overland, SRT, Summit		IGC0164
Grand Cherokee	Ignition Coil	3.0L	Limited, Overland, Summit		IGC0178
Patriot	Fuel Injection Throttle Body	2.0L, 2.4L	75th Anniversary, Latitude, Limited, North, Sport		ETB0040
Patriot	Ignition Coil	2.0L, 2.4L	75th Anniversary, Latitude, Limited, North, Sport		IGC0170
Wrangler	Ignition Coil	3.6L	75th Anniversary, Rubicon, Sahara, Sport, Sport S, Unlimited 75th Anniversary, Unlimited Black Bear, Unlimited Rubicon, Unlimited Sahara, Unlimited Sport, Unlimited Sport S		IGC0178
<b>2017 Jeep</b>					
Cherokee	Ignition Coil	3.2L	Latitude, Limited, Overland, Sport, Trailhawk		IGC0178
Compass	Fuel Injection Throttle Body	2.0L, 2.4L	Latitude, Limited, North, Sport, Trailhawk		ETB0040
Compass	Ignition Coil	2.0L, 2.4L	Latitude, Limited, North, Sport, Trailhawk		IGC0170
Grand Cherokee	Ignition Coil	5.7L, 6.4L	Blindada, Limited, Limited Lujo, Limited Lujo Advance, Overland, SRT, Summit, Summit Elite Platinum, Trailhawk		IGC0164
Grand Cherokee	Ignition Coil	3.0L	Limited, Overland, Summit, Trailhawk		IGC0178
Patriot	Fuel Injection Throttle Body	2.0L, 2.4L	75 Aniversario, Latitude, Limited, North, Sport		ETB0040
Patriot	Ignition Coil	2.0L, 2.4L	75 Aniversario, Latitude, Limited, North, Sport		IGC0170
Wrangler	Ignition Coil	3.6L	Rubicon, Sahara, Sport, Unlimited Rubicon, Unlimited Sahara, Unlimited Smoky Mountain, Unlimited Sport, Unlimited Winter Edition	GAS	IGC0178
<b>2018 Jeep</b>					
Cherokee	Ignition Coil	3.2L	Altitude, High Altitude, Latitude, Latitude Plus, Limited, North, Overland, Sport, Trailhawk	GAS	IGC0178

Vehicle	Part Type	Engine Size	Trim	Note(s)	Part Number
<b>2018 Jeep (cont'd)</b>					
Grand Cherokee	Ignition Coil	5.7L, 6.2L, 6.4L	Blindada, High Altitude, Limited, Limited Lujo Advance, Limited Lujo V8, Overland, SRT, Summit, Summit Elite Platinum, Trackhawk, Trailhawk		IGC0164
Wrangler JK	Ignition Coil	3.6L	Rubicon, Sahara, Sport, Sport S, Unlimited Rubicon, Unlimited Sahara, Unlimited Sport, Unlimited Sport S, Unlimited Willys Wheeler	GAS	IGC0178
<b>2019 Jeep</b>					
Cherokee	Ignition Coil	3.2L	Altitude, High Altitude, Latitude, Latitude Plus, Limited, North, Overland, Sport, Trailhawk, Trailhawk Elite	GAS, EHK	IGC0178
Grand Cherokee	Ignition Coil	5.7L, 6.2L, 6.4L	Blindada, High Altitude, Limited, Limited Lujo Advance, Limited Lujo V8, Limited X, Overland, SRT, Summit, Summit Elite Platinum, Trackhawk, Trailhawk	GAS	IGC0164
<b>1974 Peugeot</b>					
504	Voltage Regulator	2.1L	Base	DIESEL	ALR0340
504	Voltage Regulator	2.1L	Base	DIESEL, XD-90	ALR0340
504	Voltage Regulator	2.1L	Base	DIESEL	ALR0427
504	Voltage Regulator	2.1L	Base	DIESEL, XD-90	ALR0427
<b>1975 Peugeot</b>					
504	Voltage Regulator	2.1L	Base, SL	DIESEL	ALR0340
504	Voltage Regulator	2.0L	Base, SL	GAS	ALR0340
504	Voltage Regulator	2.1L	Base, SL	DIESEL	ALR0427
504	Voltage Regulator	2.0L	Base, SL	GAS	ALR0427
504	Ignition Coil	2.0L	Base, SL		IGC8001
<b>1976 Peugeot</b>					
504	Voltage Regulator	2.1L	Base, GL, SL	DIESEL	ALR0340
504	Voltage Regulator	2.0L	Base, GL, SL	GAS	ALR0340
504	Voltage Regulator	2.1L	Base, GL, SL	DIESEL	ALR0427
504	Voltage Regulator	2.0L	Base, GL, SL	GAS	ALR0427
504	Ignition Coil	2.0L	Base, GL, SL		IGC8001
<b>1977 Peugeot</b>					
504	Voltage Regulator	2.3L	Base, SL	DIESEL	ALR0340
504	Voltage Regulator	2.0L	Base, SL	GAS	ALR0340
504	Voltage Regulator	2.3L	Base, SL	DIESEL	ALR0427

Vehicle	Part Type	Engine Size	Trim	Note(s)	Part Number
<b>1977 Peugeot (cont'd)</b>					
504	Voltage Regulator	2.0L	Base, SL	GAS	ALR0427
504	Ignition Coil	2.0L	Base, SL		IGC8001
<b>1978 Peugeot</b>					
504	Voltage Regulator	2.3L	Base, SL	DIESEL	ALR0340
504	Voltage Regulator	2.0L	Base, SL	GAS	ALR0340
504	Voltage Regulator	2.3L	Base, SL	DIESEL	ALR0427
504	Voltage Regulator	2.0L	Base, SL	GAS	ALR0427
504	Ignition Coil	2.0L	Base, SL		IGC8001
<b>1979 Peugeot</b>					
504	Voltage Regulator	2.3L	Base	DIESEL	ALR0340
504	Voltage Regulator	2.0L	Base	GAS	ALR0340
504	Voltage Regulator	2.3L	Base	DIESEL	ALR0427
504	Voltage Regulator	2.0L	Base	GAS	ALR0427
504	Ignition Coil	2.0L	Base		IGC8001
<b>1980 Peugeot</b>					
504	Voltage Regulator	2.3L	Base	DIESEL	ALR0340
504	Voltage Regulator	2.3L	Base	DIESEL	ALR0427
<b>1981 Peugeot</b>					
504	Voltage Regulator	2.3L	Base	DIESEL	ALR0340
504	Voltage Regulator	2.3L	Base	DIESEL	ALR0427
505	Voltage Regulator	2.3L	Base	DIESEL	ALR0340
<b>1982 Peugeot</b>					
504	Voltage Regulator	2.3L	Base	DIESEL	ALR0340
504	Voltage Regulator	2.3L	Base	DIESEL	ALR0427
604	Voltage Regulator	2.3L	Base	DIESEL	ALR0340
604	Voltage Regulator	2.3L	Base	DIESEL	ALR0427
<b>1983 Peugeot</b>					
504	Voltage Regulator	2.3L	Base	DIESEL	ALR0340
504	Voltage Regulator	2.3L	Base	DIESEL	ALR0427
604	Voltage Regulator	2.3L	Base	DIESEL	ALR0340
604	Voltage Regulator	2.3L	Base	DIESEL	ALR0427
<b>1984 Peugeot</b>					
505	Voltage Regulator	2.3L	GL, S, STI	DIESEL	ALR0340
<b>1985 Peugeot</b>					
505	Voltage Regulator	2.3L, 2.5L	GL, S, STI	DIESEL	ALR0340
505	Voltage Regulator	2.0L	GL, S, STI	GAS	ALR0340
505	Voltage Regulator	2.0L	GL, S, STI	GAS	ALR0427
505	Ignition Coil	2.0L	GL, S, STI		IGC8001

Vehicle	Part Type	Engine Size	Trim	Note(s)	Part Number
<b>1986 Peugeot</b>					
505	Voltage Regulator	2.3L, 2.5L	Base, GL, S	DIESEL	ALR0340
505	Voltage Regulator	2.0L	GL, S, STI	GAS	ALR0340
505	Voltage Regulator	2.0L	GL, S, STI	GAS	ALR0427
505	Ignition Coil	2.0L, 2.2L	Base, GL, S, STI		IGC8001
<b>1987 Peugeot</b>					
505	Voltage Regulator	2.0L, 2.8L	Liberte, STI, STX	GAS	ALR0340
505	Voltage Regulator	2.0L	Liberte	GAS	ALR0427
505	Ignition Coil	2.0L, 2.2L	Base, GL, GLS, Liberte, S, STI		IGC8001
<b>1988 Peugeot</b>					
505	Voltage Regulator	2.8L	GLS, GLX, STX		ALR0340
505	Voltage Regulator	2.5L	D	DIESEL	ALR0340
<b>1989 Peugeot</b>					
405	Voltage Regulator	1.9L	DL, Mi 16, S	Valeo Paris Rhone Design, GAS	ALR0340
405	Voltage Regulator	1.9L	DL, Mi 16, S	Valeo Motorola Design, GAS	ALR0696
405	Ignition Coil	1.9L	DL, Mi 16, S		IGC8001
505	Voltage Regulator	2.8L	S, STX		ALR0340
<b>1990 Peugeot</b>					
405	Voltage Regulator	1.9L	DL, Mi 16, S	Valeo Paris Rhone Design, GAS	ALR0340
405	Voltage Regulator	1.9L	DL, Mi 16, S	Valeo Motorola Design, GAS	ALR0696
405	Ignition Coil	1.9L	DL, Mi 16, S		IGC8001
505	Voltage Regulator	2.8L	S		ALR0340
<b>1991 Peugeot</b>					
405	Voltage Regulator	1.9L	DL, Mi 16, S	Valeo Paris Rhone Design, GAS	ALR0340
405	Voltage Regulator	1.9L	DL, Mi 16, S	Valeo Motorola Design, GAS	ALR0696
405	Ignition Coil	1.9L	DL, Mi 16, S		IGC8001
<b>2003 Peugeot</b>					
406	Voltage Regulator	2.9L	Coupe, SV		ALR0696
<b>2004 Peugeot</b>					
406	Voltage Regulator	2.9L	Coupe, SV		ALR0696
Partner	Voltage Regulator	1.6L	Base, Pack		ALR0696
<b>2005 Peugeot</b>					
Partner	Voltage Regulator	1.6L	Base, Pack		ALR0696

Vehicle	Part Type	Engine Size	Trim	Note(s)	Part Number
<b>2006 Peugeot</b>					
407	Voltage Regulator	2.9L	Executive	GAS, ES9A	ALR0340
407	Voltage Regulator	2.2L	Confort, Sport	GAS, EW12 J4	ALR0340
407	Voltage Regulator	2.9L	Executive	GAS, ES9A	ALR0427
407	Voltage Regulator	2.2L	Confort, Sport	GAS, EW12 J4	ALR0427
Partner	Voltage Regulator	1.6L	Base, Pack		ALR0696
<b>2007 Peugeot</b>					
407	Voltage Regulator	2.9L	Base, Executive	GAS, ES9A	ALR0340
407	Voltage Regulator	2.2L	Confort, Sport	GAS, EW12 J4	ALR0340
407	Voltage Regulator	2.9L	Base, Executive	GAS, ES9A	ALR0427
407	Voltage Regulator	2.2L	Confort, Sport	GAS, EW12 J4	ALR0427
<b>2008 Peugeot</b>					
407	Voltage Regulator	2.9L	Base	GAS, ES9A	ALR0340
407	Voltage Regulator	2.2L	Confort, Sport	GAS, EW12 J4	ALR0340
407	Voltage Regulator	2.9L	Base	GAS, ES9A	ALR0427
407	Voltage Regulator	2.2L	Confort, Sport	GAS, EW12 J4	ALR0427
<b>1981 Plymouth</b>					
Champ	Engine Water Pump	1.4L	Base	Gasket, Actual OE	WUP0022
<b>1982 Plymouth</b>					
Champ	Engine Water Pump	1.4L	Base, Custom, Deluxe	Gasket, Actual OE	WUP0022
<b>1983 Plymouth</b>					
Colt	Engine Water Pump	1.4L	Base, Deluxe	Gasket, Actual OE	WUP0022
<b>1984 Plymouth</b>					
Colt	Engine Water Pump	1.4L	DL, E	Gasket, Actual OE	WUP0022
<b>1985 Plymouth</b>					
Colt	Engine Water Pump	1.5L	DL, E, Premier	Gasket, Actual OE	WUP0022
<b>1986 Plymouth</b>					
Colt	Engine Water Pump	1.5L	DL, E, Premier	Gasket, Actual OE	WUP0022
<b>1987 Plymouth</b>					
Colt	Engine Water Pump	1.5L	DL, E, Premier	Gasket, Actual OE	WUP0022
<b>1988 Plymouth</b>					
Colt	Engine Water Pump	1.5L	Base, DL, E, Premier	Gasket, Actual OE	WUP0022

Vehicle	Part Type	Engine Size	Trim	Note(s)	Part Number
<b>1989 Plymouth</b>					
Colt	Engine Water Pump	1.5L	Base, DL, E, GT	Gasket, Actual OE	WUP0022
<b>1990 Plymouth</b>					
Colt	Engine Water Pump	1.5L	Base, DL, GL, GT	Gasket, Actual OE	WUP0022
<b>1991 Plymouth</b>					
Colt	Engine Water Pump	1.5L	Base, GL	Gasket, Actual OE	WUP0022
<b>1992 Plymouth</b>					
Colt	Engine Water Pump	1.5L	Base, GL	Gasket, Actual OE	WUP0022
<b>1993 Plymouth</b>					
Colt	Engine Water Pump	1.5L	Base, GL	Gasket, Actual OE	WUP0022
<b>1994 Plymouth</b>					
Colt	Engine Water Pump	1.5L	Base, GL	Gasket, Actual OE	WUP0022
<b>1995 Plymouth</b>					
Acclaim	Spark Plug Wire	2.5L, 3.0L	Base	SPECIAL ORDER ONLY	SPW4336HU-D
Colt	Fuel Pump	1.5L	Base	SPECIAL ORDER ONLY	FUP3362HU-D
Colt	Spark Plug Wire	1.5L	Base	SPECIAL ORDER ONLY	SPW4279HU-D
Grand Voyager	Spark Plug Wire	3.0L, 3.3L, 3.8L	Base, LE, SE	SPECIAL ORDER ONLY	SPW4336HU-D
Neon	Spark Plug Wire	2.0L	Base, High Line, Sport	SPECIAL ORDER ONLY	SPW4336HU-D
Voyager	Spark Plug Wire	2.5L, 3.0L, 3.3L	Base, LE, SE	SPECIAL ORDER ONLY	SPW4336HU-D
<b>1996 Plymouth</b>					
Breeze	Accessory Drive Belt Idler Pulley	2.0L, 2.4L	Base		GLP2051-D
Breeze	Spark Plug Wire	2.0L, 2.4L	Base	SPECIAL ORDER ONLY	SPW4336HU-D
Grand Voyager	Accessory Drive Belt Idler Pulley	2.4L, 3.0L, 3.3L, 3.8L	Base, LE, SE		GLP2051-D
Grand Voyager	Spark Plug Wire	2.4L	Base, SE	SPECIAL ORDER ONLY	SPW4336HU-D
Grand Voyager	Spark Plug Wire	3.0L, 3.3L, 3.8L	Base, LE, SE	SPECIAL ORDER ONLY	SPW4338HU-D
Neon	Spark Plug Wire	2.0L	Base, High Line, Sport	DOHC, SPECIAL ORDER ONLY	SPW4336HU-D
Voyager	Spark Plug Wire	2.4L	Base, SE	SPECIAL ORDER ONLY	SPW4336HU-D



Vehicle	Part Type	Engine Size	Trim	Note(s)	Part Number
<b>1996 Plymouth (cont'd)</b>					
Voyager	Spark Plug Wire	3.0L, 3.3L	Base, SE	SPECIAL ORDER ONLY	SPW4338HU-D
<b>1997 Plymouth</b>					
Breeze	Accessory Drive Belt Idler Pulley	2.0L, 2.4L	Base		GLP2051-D
Breeze	Ignition Coil	2.0L, 2.4L	Base		IGC0147
Breeze	Spark Plug Wire	2.4L	Base	SPECIAL ORDER ONLY	SPW4336HU-D
Grand Voyager	Accessory Drive Belt Idler Pulley	2.4L, 3.3L, 3.8L	Base, LE, SE		GLP2051-D
Grand Voyager	Ignition Coil	2.4L	Base, SE		IGC0147
Grand Voyager	Spark Plug Wire	2.4L	Base, SE	SPECIAL ORDER ONLY	SPW4336HU-D
Grand Voyager	Spark Plug Wire	3.3L, 3.8L	Base, LE, SE	SPECIAL ORDER ONLY	SPW4338HU-D
Neon	Ignition Coil	2.0L	Base, High Line		IGC0147
Neon	Spark Plug Wire	2.0L	Base, High Line	SPECIAL ORDER ONLY	SPW4336HU-D
Prowler	Accessory Drive Belt Idler Pulley	3.5L	Base		GLP2051-D
Voyager	Accessory Drive Belt Idler Pulley	2.4L, 3.3L, 3.8L	Base, LE, SE		GLP2051-D
Voyager	Ignition Coil	2.4L	Base, SE		IGC0147
Voyager	Spark Plug Wire	2.4L	Base, SE	SPECIAL ORDER ONLY	SPW4336HU-D
Voyager	Spark Plug Wire	3.3L, 3.8L	Base, LE, SE	SPECIAL ORDER ONLY	SPW4338HU-D
<b>1998 Plymouth</b>					
Breeze	Accessory Drive Belt Idler Pulley	2.0L, 2.4L	Base, Espresso		GLP2051-D
Breeze	Ignition Coil	2.0L, 2.4L	Base, Espresso		IGC0147
Breeze	Spark Plug Wire	2.4L	Base, Espresso	SPECIAL ORDER ONLY	SPW4336HU-D
Grand Voyager	Accessory Drive Belt Idler Pulley	3.3L, 3.8L	Base, Espresso, SE		GLP2051-D
Grand Voyager	Spark Plug Wire	3.3L, 3.8L	Base, Espresso, SE	SPECIAL ORDER ONLY	SPW4338HU-D
Neon	Ignition Coil	2.0L	ACR, Espresso, High Line, Style		IGC0147
Neon	Spark Plug Wire	2.0L	ACR, Espresso, High Line, Style	SPECIAL ORDER ONLY	SPW4336HU-D
Voyager	Accessory Drive Belt Idler Pulley	3.3L, 3.8L	Base, Espresso, SE		GLP2051-D
Voyager	Ignition Coil	2.4L	Base		IGC0147
Voyager	Spark Plug Wire	2.4L	Base	SPECIAL ORDER ONLY	SPW4336HU-D

Vehicle	Part Type	Engine Size	Trim	Note(s)	Part Number
<b>1998 Plymouth (cont'd)</b>					
Voyager	Spark Plug Wire	3.3L, 3.8L	Base, Espresso, SE	SPECIAL ORDER ONLY	SPW4338HU-D
<b>1999 Plymouth</b>					
Breeze	Accessory Drive Belt Idler Pulley	2.0L, 2.4L	Base, Espresso		GLP2051-D
Breeze	Ignition Coil	2.0L, 2.4L	Base, Espresso		IGC0147
Breeze	Spark Plug Wire	2.4L	Base, Espresso	SPECIAL ORDER ONLY	SPW4336HU-D
Grand Voyager	Accessory Drive Belt Idler Pulley	3.3L, 3.8L	Base, Espresso, SE		GLP2051-D
Grand Voyager	Spark Plug Wire	3.3L, 3.8L	Base, Espresso, SE	SPECIAL ORDER ONLY	SPW4338HU-D
Neon	Ignition Coil	2.0L	ACR, Espresso, High Line, Style		IGC0147
Neon	Spark Plug Wire	2.0L	ACR, Espresso, High Line, Style	SPECIAL ORDER ONLY	SPW4336HU-D
Prowler	Accessory Drive Belt Idler Pulley	3.5L	Base		GLP2051-D
Voyager	Accessory Drive Belt Idler Pulley	3.3L, 3.8L	Base, Espresso, SE		GLP2051-D
Voyager	Ignition Coil	2.4L	Base		IGC0147
Voyager	Spark Plug Wire	2.4L	Base	SPECIAL ORDER ONLY	SPW4336HU-D
Voyager	Spark Plug Wire	3.3L, 3.8L	Base, Espresso, SE	SPECIAL ORDER ONLY	SPW4338HU-D
<b>2000 Plymouth</b>					
Breeze	Accessory Drive Belt Idler Pulley	2.0L, 2.4L	Base		GLP2051-D
Breeze	Ignition Coil	2.0L, 2.4L	Base		IGC0147
Breeze	Spark Plug Wire	2.4L	Base	SPECIAL ORDER ONLY	SPW4336HU-D
Grand Voyager	Accessory Drive Belt Idler Pulley	3.3L	Base, SE		GLP2051-D
Grand Voyager	Spark Plug Wire	3.3L	Base, SE	SPECIAL ORDER ONLY	SPW4338HU-D
Neon	Ignition Coil	2.0L	High Line, LX		IGC0147
Voyager	Accessory Drive Belt Idler Pulley	3.3L	Base, SE		GLP2051-D
Voyager	Ignition Coil	2.4L	Base		IGC0147
Voyager	Spark Plug Wire	2.4L	Base	SPECIAL ORDER ONLY	SPW4336HU-D
Voyager	Spark Plug Wire	3.3L	Base, SE	SPECIAL ORDER ONLY	SPW4338HU-D
<b>2001 Plymouth</b>					
Neon	Ignition Coil	2.0L	High Line, LX		IGC0147

Vehicle	Part Type	Engine Size	Trim	Note(s)	Part Number
<b>2011 Ram</b>					
1500	Fuel Injection Throttle Body	5.7L	Big Horn, Laramie, Laramie Longhorn, Outdoorsman, SLT, ST, SXT, Sport, Tradesman		ETB0043
1500	Ignition Coil	5.7L	Big Horn, Laramie, Laramie Longhorn, Outdoorsman, SLT, ST, SXT, Sport, Tradesman		IGC0164
1500	Ignition Coil	3.7L	ST, SXT		IGC0177
2500	Fuel Injection Throttle Body	5.7L	Laramie, Laramie Longhorn, Outdoorsman, Power Wagon, SLT, SLT Sport, ST, SXT		ETB0043
2500	Ignition Coil	5.7L	Laramie, Laramie Longhorn, Outdoorsman, Power Wagon, SLT, SLT Sport, ST, SXT		IGC0164
3500	Fuel Injection Throttle Body	5.7L	Laramie, SLT, ST, SXT		ETB0043
3500	Ignition Coil	5.7L	Laramie, SLT, ST, SXT		IGC0164
Dakota	Ignition Coil	3.7L	Big Horn, Laramie, SLT, ST, SXT		IGC0177
<b>2012 Ram</b>					
1500	Fuel Injection Throttle Body	5.7L	Big Horn, Express, Laramie, Laramie Longhorn, Outdoorsman, SLT, ST, Sport, Tradesman, Tradesman HD		ETB0043
1500	Ignition Coil	5.7L	Big Horn, Express, Laramie, Laramie Longhorn, Outdoorsman, SLT, ST, Sport, Tradesman, Tradesman HD		IGC0164
1500	Ignition Coil	3.7L	ST		IGC0177
2500	Fuel Injection Throttle Body	5.7L	Hemi Sport, Laramie, Laramie Longhorn, Outdoorsman, Power Wagon, R/T, SLT, ST	EZC	ETB0043
2500	Ignition Coil	5.7L, 6.7L	Hemi Sport, Laramie, Laramie Longhorn, Outdoorsman, Power Wagon, R/T, SLT, ST		IGC0164
3500	Fuel Injection Throttle Body	5.7L	Laramie, SLT, ST		ETB0043
3500	Ignition Coil	5.7L	Laramie, SLT, ST		IGC0164
C/V	Ignition Coil	3.6L	Base		IGC0178

Vehicle	Part Type	Engine Size	Trim	Note(s)	Part Number
<b>2013 Ram</b>					
1500	Ignition Coil	5.7L	Big Horn, Express, Laramie, Laramie Longhorn, Outdoorsman, R/T, SLT, ST, SXT, Sport, Tradesman		IGC0164
1500	Ignition Coil	3.6L	HFE, Outdoorsman, SLT, ST, SXT, Tradesman		IGC0178
2500	Ignition Coil	5.7L	Big Horn, Hemi Sport, Laramie, Laramie Longhorn, Lone Star, Outdoorsman, Power Wagon, R/T, SLT, ST, SXT, Tradesman		IGC0164
3500	Ignition Coil	5.7L	Big Horn, Laramie, Laramie Longhorn, Lone Star, SLT, ST, SXT, Tradesman		IGC0164
C/V	Ignition Coil	3.6L	Base		IGC0178
<b>2014 Ram</b>					
1500	Ignition Coil	5.7L	Big Horn, Express, Laramie, Laramie Limited, Laramie Longhorn, Lone Star, Outdoorsman, SLT, ST, SXT, Special Service, Sport, Tradesman		IGC0164
1500	Ignition Coil	3.6L	Big Horn, Express, HFE, Laramie, Lone Star, Outdoorsman, SLT, ST, SXT, Tradesman		IGC0178
2500	Ignition Coil	5.7L, 6.4L	Big Horn, Hemi Sport, Laramie, Laramie Limited, Laramie Longhorn, Lone Star, Outdoorsman, Power Wagon, R/T, SLT, ST, Tradesman		IGC0164
3500	Ignition Coil	5.7L, 6.4L	Big Horn, Laramie, Laramie Limited, Laramie Longhorn, Lone Star, SLT, ST, Tradesman		IGC0164
C/V	Ignition Coil	3.6L	Base		IGC0178
ProMaster 1500	Ignition Coil	3.6L	Base		IGC0178
ProMaster 2500	Ignition Coil	3.6L	Base		IGC0178
ProMaster 3500	Ignition Coil	3.6L	Base		IGC0178
<b>2015 Ram</b>					
1500	Ignition Coil	5.7L	Big Horn, Express, Laramie, Laramie Limited, Laramie Longhorn, Limited, Lone Star, Outdoorsman, Rebel, SLT, ST, SXT, Special Service, Sport, Tradesman		IGC0164

Vehicle	Part Type	Engine Size	Trim	Note(s)	Part Number
<b>2015 Ram (cont'd)</b>					
1500	Ignition Coil	3.6L	Big Horn, Express, HFE, Laramie, Lone Star, Outdoorsman, Rebel, SLT, ST, SXT, Tradesman		IGC0178
2500	Ignition Coil	5.7L, 6.4L	Big Horn, Hemi Sport, Laramie, Laramie Limited, Laramie Longhorn, Lone Star, Outdoorsman, Power Wagon, R/T, SLT, ST, Tradesman		IGC0164
3500	Ignition Coil	5.7L, 6.4L	Big Horn, Laramie, Laramie Limited, Laramie Longhorn, Lone Star, SLT, ST, Tradesman		IGC0164
C/V	Ignition Coil	3.6L	Base, Tradesman		IGC0178
ProMaster 1500	Ignition Coil	3.6L	Base		IGC0178
ProMaster 2500	Ignition Coil	3.6L	Base		IGC0178
ProMaster 3500	Ignition Coil	3.6L	Base		IGC0178
<b>2016 Ram</b>					
1500	Ignition Coil	5.7L	Big Horn, Express, Laramie, Laramie Limited, Laramie Longhorn, Limited, Lone Star, Outdoorsman, Rebel, SLT, ST, SXT, Special Service, Sport, Tradesman		IGC0164
1500	Ignition Coil	3.6L	Big Horn, Express, HFE, Laramie, Lone Star, Outdoorsman, Rebel, SLT, ST, SXT, Tradesman		IGC0178
2500	Ignition Coil	5.7L, 6.4L	Big Horn, Hemi Sport, Laramie, Laramie Limited, Laramie Longhorn, Limited, Outdoorsman, Power Wagon, R/T, SLT, ST, Tradesman		IGC0164
3500	Ignition Coil	5.7L, 6.4L	Big Horn, Laramie, Laramie Limited, Laramie Longhorn, Limited, SLT, ST, Tradesman		IGC0164
ProMaster 1500	Ignition Coil	3.6L	Base		IGC0178
ProMaster 2500	Ignition Coil	3.6L	Base		IGC0178
ProMaster 3500	Ignition Coil	3.6L	Base		IGC0178
<b>2017 Ram</b>					
1500	Ignition Coil	5.7L	Big Horn, Express, Laramie, Laramie Limited, Laramie Longhorn, Limited, Lone Star, Outdoorsman, Rebel, SLT, ST, SXT, Special Service, Sport, Tradesman		IGC0164

Vehicle	Part Type	Engine Size	Trim	Note(s)	Part Number
<b>2017 Ram (cont'd)</b>					
1500	Ignition Coil	3.6L	Big Horn, Express, Laramie, Lone Star, Outdoorsman, Rebel, SLT, ST, SXT, Sport, Tradesman		IGC0178
2500	Ignition Coil	5.7L, 6.4L	Big Horn, Laramie, Laramie HD, Laramie Limited, Laramie Longhorn, Limited, Outdoorsman, Power Wagon, R/T, SLT, SLT HD, ST, Sport, Tradesman		IGC0164
3500	Ignition Coil	5.7L, 6.4L	Big Horn, Laramie, Laramie Limited, Laramie Longhorn, Limited, Lone Star, SLT, ST, Tradesman		IGC0164
ProMaster 1500	Ignition Coil	3.6L	Base		IGC0178
ProMaster 2500	Ignition Coil	3.6L	Base, Ventanas		IGC0178
ProMaster 3500	Ignition Coil	3.6L	Base		IGC0178
<b>2018 Ram</b>					
1500	Ignition Coil	5.7L	Big Horn, Express, Laramie, Laramie Limited, Laramie Longhorn, Limited, Lone Star, Outdoorsman, Rebel, SLT, ST, SXT, Special Service, Sport, Tradesman		IGC0164
1500	Ignition Coil	3.6L	Big Horn, Express, Laramie, Lone Star, Outdoorsman, Rebel, SLT, ST, SXT, Sport, Tradesman	FLEX	IGC0178
2500	Ignition Coil	5.7L, 6.4L	Big Horn, Laramie, Laramie Limited, Laramie Longhorn, Limited, Limited Tungsten, Limited Tungsten HD, Outdoorsman, Power Wagon, R/T, SLT, SLT HD, ST, Sport, Tradesman		IGC0164
3500	Ignition Coil	5.7L, 6.4L	Big Horn, Laramie, Laramie Limited, Laramie Longhorn, Limited, SLT, ST, Tradesman		IGC0164
ProMaster 1500	Ignition Coil	3.6L	Base	FLEX	IGC0178
ProMaster 2500	Ignition Coil	3.6L	Base, Ventanas	FLEX	IGC0178
ProMaster 3500	Ignition Coil	3.6L	Base	FLEX	IGC0178

Vehicle	Part Type	Engine Size	Trim	Note(s)	Part Number
<b>2019 Ram</b>					
1500	Ignition Coil	5.7L	Big Horn, Laramie, Laramie Longhorn, Laramie Sport, Limited, Lone Star, Longhorn, Rebel, SXT, Sport, Tradesman	GAS	IGC0164
1500 Classic	Ignition Coil	5.7L	Big Horn, Express, Lone Star, SLT, ST, Special Service, Tradesman, Warlock	GAS	IGC0164
ProMaster 1500	Ignition Coil	3.6L	Base	FLEX	IGC0178
ProMaster 2500	Ignition Coil	3.6L	Base, Ventanas	FLEX	IGC0178
ProMaster 3500	Ignition Coil	3.6L	Base	FLEX	IGC0178
<b>1985 Ford</b>					
Ranger	Idle Air Control Valve	2.3L	Base, XL, XLS, XLT	Actual OE	ABV0080
<b>1986 Ford</b>					
Aerostar	Idle Air Control Valve	2.3L	Base, XL, XLT	Actual OE	ABV0080
Ranger	Idle Air Control Valve	2.3L	Base, S, STX, XL, XLT	Actual OE	ABV0080
Thunderbird	Idle Air Control Valve	3.8L, 5.0L	Base	Gasket, Actual OE	ABV0035
<b>1987 Ford</b>					
Aerostar	Idle Air Control Valve	2.3L	Base, XL, XLT	Actual OE	ABV0080
Bronco	Idle Air Control Valve	5.0L, 5.8L	Custom, Eddie Bauer, XLT	Gasket, Actual OE	ABV0033
E-150 Econoline	Idle Air Control Valve	5.0L, 5.8L	Custom, XL	Gasket, Actual OE	ABV0033
E-150 Econoline Club Wagon	Idle Air Control Valve	5.0L, 5.8L	Custom, XL, XLT	Gasket, Actual OE	ABV0033
E-250 Econoline	Idle Air Control Valve	5.0L, 5.8L	Custom, XL	Gasket, Actual OE	ABV0033
E-250 Econoline Club Wagon	Idle Air Control Valve	5.8L	Custom, XL, XLT	Gasket, Actual OE	ABV0033
F-150	Idle Air Control Valve	5.0L, 5.8L	Custom, XL, XLT Lariat	Gasket, Actual OE	ABV0033
F-250	Idle Air Control Valve	5.0L, 5.8L	Custom, XL, XLT Lariat	Gasket, Actual OE	ABV0033
LTD Crown Victoria	Idle Air Control Valve	5.0L, 5.8L	Base, LX, S	Gasket, Actual OE	ABV0034
Ranger	Idle Air Control Valve	2.3L	Custom, S, STX, XLT	Actual OE	ABV0080
<b>1988 Ford</b>					
Aerostar	Idle Air Control Valve	3.0L	Base, Eddie Bauer, XL, XLT	Actual OE	ABV0080

Vehicle	Part Type	Engine Size	Trim	Note(s)	Part Number
<b>1988 Ford (cont'd)</b>					
Bronco	Idle Air Control Valve	5.0L, 5.8L	Custom, Eddie Bauer, XLT	Gasket, Actual OE	ABV0033
E-150 Econoline	Idle Air Control Valve	5.0L, 5.8L	Custom, XL	Gasket, Actual OE	ABV0033
E-150 Econoline Club Wagon	Idle Air Control Valve	5.0L, 5.8L	Custom, XL, XLT	Gasket, Actual OE	ABV0033
E-250 Econoline	Idle Air Control Valve	5.0L, 5.8L	Custom, XL	Gasket, Actual OE	ABV0033
E-250 Econoline Club Wagon	Idle Air Control Valve	5.8L	Custom, XL, XLT	Gasket, Actual OE	ABV0033
E-350 Econoline	Idle Air Control Valve	5.8L	Custom, XL	Gasket, Actual OE	ABV0033
E-350 Econoline Club Wagon	Idle Air Control Valve	5.8L	Custom, XL, XLT	Gasket, Actual OE	ABV0033
F-150	Idle Air Control Valve	5.0L, 5.8L	Custom, XL, XLT Lariat	Gasket, Actual OE	ABV0033
F-250	Idle Air Control Valve	5.0L, 5.8L	Custom, XL, XLT Lariat	Gasket, Actual OE	ABV0033
F-350	Idle Air Control Valve	5.8L	Custom, XL, XLT Lariat	Gasket, Actual OE	ABV0033
LTD Crown Victoria	Idle Air Control Valve	5.0L, 5.8L	Base, LX, S	Gasket, Actual OE	ABV0034
Ranger	Idle Air Control Valve	2.3L	Custom, S, STX, XLT	Actual OE	ABV0080
<b>1989 Ford</b>					
Aerostar	Idle Air Control Valve	3.0L	Base, Eddie Bauer, XL, XL Plus, XLT, XLT Plus	Actual OE	ABV0031
Bronco	Idle Air Control Valve	5.0L, 5.8L	Custom, Eddie Bauer, XLT	Gasket, Actual OE	ABV0033
Bronco II	Idle Air Control Valve	2.9L	Eddie Bauer, XL, XL Sport, XLT, XLT Plus	Gasket, Actual OE	ABV0034
E-150 Econoline	Idle Air Control Valve	5.0L, 5.8L	Custom, XL	Gasket, Actual OE	ABV0033
E-150 Econoline Club Wagon	Idle Air Control Valve	5.0L, 5.8L	Custom, XL, XLT	Gasket, Actual OE	ABV0033
E-250 Econoline	Idle Air Control Valve	5.0L, 5.8L	Custom, XL	Gasket, Actual OE	ABV0033
E-250 Econoline Club Wagon	Idle Air Control Valve	5.8L	Custom, XL, XLT	Gasket, Actual OE	ABV0033
E-350 Econoline	Idle Air Control Valve	5.8L	Custom, XL	Gasket, Actual OE	ABV0033
E-350 Econoline Club Wagon	Idle Air Control Valve	5.8L	Custom, XL, XLT	Gasket, Actual OE	ABV0033
F-150	Idle Air Control Valve	5.0L, 5.8L	Custom, XL, XLT Lariat	Gasket, Actual OE	ABV0033
F-250	Idle Air Control Valve	5.0L, 5.8L	Custom, XL, XLT Lariat	Gasket, Actual OE	ABV0033
F-350	Idle Air Control Valve	5.8L	Custom, XL, XLT Lariat	Gasket, Actual OE	ABV0033



Vehicle	Part Type	Engine Size	Trim	Note(s)	Part Number
<b>1989 Ford (cont'd)</b>					
LTD Crown Victoria	Idle Air Control Valve	5.0L, 5.8L	Base, LX, S	Gasket, Actual OE	ABV0034
Ranger	Idle Air Control Valve	2.3L	Custom, S, STX, XLT	Actual OE	ABV0080
Tempo	Idle Air Control Valve	2.3L	AWD, GL, GLS, LX, Sport	Gasket, Actual OE	ABV0034
Topaz	Idle Air Control Valve	2.3L	GLX, GS	Gasket, Actual OE	ABV0034
<b>1990 Ford</b>					
Aerostar	Idle Air Control Valve	3.0L	Base, Eddie Bauer, XL, XL Plus, XLT, XLT Plus	Actual OE	ABV0031
Aerostar	Idle Air Control Valve	4.0L	Base, Eddie Bauer, XL, XL Plus, XLT, XLT Plus	Gasket, Actual OE	ABV0033
Aerostar	Mass Air Flow Sensor	4.0L	Base	Actual OE	MAF0007
Aerostar	Mass Air Flow Sensor	3.0L	Base, Eddie Bauer, XL, XL Plus, XLT, XLT Plus	Actual OE	MAF0067
Bronco	Idle Air Control Valve	5.0L, 5.8L	Custom, Eddie Bauer, XL, XLT	Gasket, Actual OE	ABV0033
Bronco II	Idle Air Control Valve	2.9L	Eddie Bauer, XL, XL Sport, XLT, XLT Plus	Gasket, Actual OE	ABV0034
Bronco II	Mass Air Flow Sensor	2.9L	Eddie Bauer, XL, XL Sport, XLT, XLT Plus	Actual OE	MAF0067
Country Squire	Mass Air Flow Sensor	5.0L	Base, LX	Actual OE	MAF0067
E-150 Econoline	Idle Air Control Valve	5.0L, 5.8L	Custom, XL	Gasket, Actual OE	ABV0033
E-150 Econoline Club Wagon	Idle Air Control Valve	5.0L, 5.8L	Custom, XL, XLT	Gasket, Actual OE	ABV0033
E-250 Econoline	Idle Air Control Valve	5.0L, 5.8L	Custom, XL	Gasket, Actual OE	ABV0033
E-250 Econoline Club Wagon	Idle Air Control Valve	5.8L	Custom, XL, XLT	Gasket, Actual OE	ABV0033
E-350 Econoline	Idle Air Control Valve	5.8L	Custom, XL	Gasket, Actual OE	ABV0033
E-350 Econoline Club Wagon	Idle Air Control Valve	5.8L	Custom, XL	Gasket, Actual OE	ABV0033
F-150	Idle Air Control Valve	4.9L	Custom, XL, XLT Lariat	Gasket, Actual OE	ABV0032
F-150	Idle Air Control Valve	5.0L, 5.8L	Custom, XL, XLT Lariat	Gasket, Actual OE	ABV0033
F-250	Idle Air Control Valve	5.0L, 5.8L	Custom, XL, XLT Lariat	Gasket, Actual OE	ABV0033
F-350	Idle Air Control Valve	5.8L	Custom, XL, XLT Lariat	Gasket, Actual OE	ABV0033
LTD Crown Victoria	Idle Air Control Valve	5.0L, 5.8L	Base, LX, S	Gasket, Actual OE	ABV0034
LTD Crown Victoria	Mass Air Flow Sensor	5.0L	Base, LX, S	Actual OE	MAF0067

Vehicle	Part Type	Engine Size	Trim	Note(s)	Part Number
<b>1990 Ford (cont'd)</b>					
Mustang	Idle Air Control Valve	2.3L	LX	Gasket, Actual OE	ABV0036
Mustang	Mass Air Flow Sensor	5.0L	GT, LX	Actual OE	MAF0006
Mustang	Mass Air Flow Sensor	2.3L	LX	Actual OE	MAF0067
Ranger	Idle Air Control Valve	4.0L	Custom, S, S Plus, STX, XLT	Gasket, Actual OE	ABV0033
Ranger	Idle Air Control Valve	2.3L	Custom, S, S Plus, STX, XLT	Gasket, Actual OE	ABV0036
Ranger	Mass Air Flow Sensor	4.0L	Custom, S, S Plus, STX, XLT	Actual OE	MAF0007
Ranger	Mass Air Flow Sensor	2.3L, 2.9L	Custom, S, S Plus, STX, XLT	Actual OE	MAF0067
Taurus	Mass Air Flow Sensor	3.0L	GL, L, LX, SHO	Actual OE	MAF0006
Tempo	Idle Air Control Valve	2.3L	GL, GLS, L, L AWD, LX, LX AWD, Sport	Gasket, Actual OE	ABV0034
Topaz	Idle Air Control Valve	2.3L	GLX, GS	Gasket, Actual OE	ABV0034
<b>1991 Ford</b>					
Aerostar	Idle Air Control Valve	3.0L	Base, Eddie Bauer, XL, XL Plus, XL Sport, XLT, XLT Plus, XLT Sport	Actual OE	ABV0031
Aerostar	Idle Air Control Valve	4.0L	Base, Eddie Bauer, XL, XL Plus, XL Sport, XLT, XLT Plus, XLT Sport	Gasket, Actual OE	ABV0033
Aerostar	Mass Air Flow Sensor	4.0L	Base	Actual OE	MAF0007
Aerostar	Mass Air Flow Sensor	3.0L	Base, Eddie Bauer, XL, XL Plus, XL Sport, XLT, XLT Plus, XLT Sport	Actual OE	MAF0067
Bronco	Idle Air Control Valve	5.0L, 5.8L	Custom, Eddie Bauer, XL, XLT	Gasket, Actual OE	ABV0033
Country Squire	Mass Air Flow Sensor	5.0L	Base, LX	Actual OE	MAF0067
E-150 Econoline	Idle Air Control Valve	5.0L, 5.8L	Custom, XL	Gasket, Actual OE	ABV0033
E-150 Econoline Club Wagon	Idle Air Control Valve	5.0L, 5.8L	Custom, XL, XLT	Gasket, Actual OE	ABV0033
E-250 Econoline	Idle Air Control Valve	5.0L, 5.8L	Custom, XL	Gasket, Actual OE	ABV0033
E-250 Econoline Club Wagon	Idle Air Control Valve	5.8L	Custom, XL, XLT	Gasket, Actual OE	ABV0033
E-350 Econoline	Idle Air Control Valve	5.8L	Custom, XL	Gasket, Actual OE	ABV0033
E-350 Econoline Club Wagon	Idle Air Control Valve	5.8L	Custom, XL, XLT	Gasket, Actual OE	ABV0033

Vehicle	Part Type	Engine Size	Trim	Note(s)	Part Number
<b>1991 Ford (cont'd)</b>					
Escort	Idle Air Control Valve	1.9L	Base, LX, LX Sport	Actual OE	ABV0031
Escort	Mass Air Flow Sensor	1.9L	Base, LX, LX Sport	Actual OE	MAF0077
Explorer	Idle Air Control Valve	4.0L	Eddie Bauer, Sport, XL, XLT	Gasket, Actual OE	ABV0033
Explorer	Mass Air Flow Sensor	4.0L	Eddie Bauer, Sport, XL, XLT	Actual OE	MAF0007
F-150	Idle Air Control Valve	4.9L	Custom, XL, XLT Lariat	Gasket, Actual OE	ABV0032
F-150	Idle Air Control Valve	5.0L, 5.8L	Custom, XL, XLT Lariat	Gasket, Actual OE	ABV0033
F-250	Idle Air Control Valve	5.0L, 5.8L	Custom, XL, XLT Lariat	Gasket, Actual OE	ABV0033
F-350	Idle Air Control Valve	5.8L	Custom, XL, XLT Lariat	Gasket, Actual OE	ABV0033
LTD Crown Victoria	Idle Air Control Valve	5.0L, 5.8L	Base, LX, S	Gasket, Actual OE	ABV0034
LTD Crown Victoria	Mass Air Flow Sensor	5.0L	Base, LX, S	Actual OE	MAF0067
Mustang	Idle Air Control Valve	2.3L	LX	Gasket, Actual OE	ABV0036
Mustang	Mass Air Flow Sensor	5.0L	GT, LX	Actual OE	MAF0006
Mustang	Mass Air Flow Sensor	2.3L	LX	Actual OE	MAF0067
Ranger	Idle Air Control Valve	3.0L	Custom, S, STX, Sport, XLT	Actual OE	ABV0031
Ranger	Idle Air Control Valve	4.0L	Custom, S, STX, Sport, XLT	Gasket, Actual OE	ABV0033
Ranger	Idle Air Control Valve	2.3L	Custom, S, STX, Sport, XLT	Gasket, Actual OE	ABV0036
Ranger	Mass Air Flow Sensor	4.0L	Custom, S, STX, Sport, XLT	Actual OE	MAF0007
Ranger	Mass Air Flow Sensor	2.3L, 2.9L, 3.0L	Custom, S, STX, Sport, XLT	Actual OE	MAF0067
Taurus	Mass Air Flow Sensor	3.8L	GL, L, LX	Actual OE	MAF0006
Taurus	Mass Air Flow Sensor	2.5L, 3.0L	GL, L, LX, SHO	Actual OE	MAF0067
Tempo	Idle Air Control Valve	2.3L	GL, GLS, L, L AWD, LX, LX AWD, Sport	Gasket, Actual OE	ABV0034
Thunderbird	Mass Air Flow Sensor	5.0L	Base, LX	Actual OE	MAF0006
Thunderbird	Mass Air Flow Sensor	3.8L	Base, LX	Naturally Aspirated, Actual OE	MAF0006
Topaz	Idle Air Control Valve	2.3L	GS	Gasket, Actual OE	ABV0034

Vehicle	Part Type	Engine Size	Trim	Note(s)	Part Number
<b>1992 Ford</b>					
Aerostar	Idle Air Control Valve	3.0L	Base, XL, XL Plus, XL Sport, XLT, XLT Plus, XLT Sport	Actual OE	ABV0031
Aerostar	Idle Air Control Valve	4.0L	Base, Eddie Bauer, XL, XL Plus, XL Sport, XLT, XLT Plus, XLT Sport	Gasket, Actual OE	ABV0033
Aerostar	Mass Air Flow Sensor	4.0L	Base	Actual OE	MAF0007
Bronco	Idle Air Control Valve	5.0L, 5.8L	Custom, Eddie Bauer, XL, XLT, XLT Nite	Gasket, Actual OE	ABV0033
Crown Victoria	Mass Air Flow Sensor	4.6L	Base, LX, S, Touring Sedan	w/o Towing Package, Actual OE	MAF0017
E-150 Econoline	Idle Air Control Valve	5.0L	Base, XL	Gasket, Actual OE	ABV0033
E-150 Econoline	Idle Air Control Valve	4.9L, 5.8L	Base, XL	Actual OE	ABV0063
E-150 Econoline Club Wagon	Idle Air Control Valve	5.0L	Chateau, Custom, XLT	Gasket, Actual OE	ABV0033
E-150 Econoline Club Wagon	Idle Air Control Valve	4.9L, 5.8L	Chateau, Custom, XLT	Actual OE	ABV0063
E-250 Econoline	Idle Air Control Valve	4.9L, 5.8L	Base, XL	Actual OE	ABV0063
E-350 Econoline	Idle Air Control Valve	4.9L, 5.8L, 7.3L, 7.5L	Base, XL	Actual OE	ABV0063
E-350 Econoline Club Wagon	Idle Air Control Valve	4.9L, 5.8L, 7.3L, 7.5L	Chateau, Chateau HD, Custom, Custom HD, XLT, XLT HD	Actual OE	ABV0063
Escort	Idle Air Control Valve	1.9L	Base, LX, LX Sport	Actual OE	ABV0049
Escort	Mass Air Flow Sensor	1.9L	Base, LX, LX Sport	Actual OE	MAF0077
Explorer	Idle Air Control Valve	4.0L	Eddie Bauer, Sport, XL, XLT	Gasket, Actual OE	ABV0033
Explorer	Mass Air Flow Sensor	4.0L	Eddie Bauer, Sport, XL, XLT	Actual OE	MAF0007
F-150	Idle Air Control Valve	4.9L	Custom, XL, XLT Lariat	Gasket, Actual OE	ABV0032
F-150	Idle Air Control Valve	5.0L, 5.8L	Custom, XL, XLT Lariat	Gasket, Actual OE	ABV0033
F-250	Idle Air Control Valve	5.0L, 5.8L	Custom, XL, XLT Lariat	Gasket, Actual OE	ABV0033
Mustang	Idle Air Control Valve	2.3L	LX	Gasket, Actual OE	ABV0036
Mustang	Mass Air Flow Sensor	5.0L	GT, LX	Actual OE	MAF0006
Mustang	Mass Air Flow Sensor	2.3L	LX	Actual OE	MAF0067
Ranger	Idle Air Control Valve	3.0L	Custom, S, STX, Sport, XLT	Actual OE	ABV0031

Vehicle	Part Type	Engine Size	Trim	Note(s)	Part Number
<b>1992 Ford (cont'd)</b>					
Ranger	Idle Air Control Valve	4.0L	Custom, S, STX, Sport, XLT	Gasket, Actual OE	ABV0033
Ranger	Idle Air Control Valve	2.3L	Custom, S, STX, Sport, XLT	Gasket, Actual OE	ABV0036
Ranger	Mass Air Flow Sensor	4.0L	Custom, S, STX, Sport, XLT	Actual OE	MAF0007
Ranger	Mass Air Flow Sensor	2.3L, 3.0L	Custom, S, STX, Sport, XLT	Actual OE	MAF0062
Ranger	Mass Air Flow Sensor	2.9L	Custom, S, STX, Sport, XLT	Actual OE	MAF0067
Taurus	Idle Air Control Valve	3.8L	GL, LX	Actual OE	ABV0063
Taurus	Mass Air Flow Sensor	3.8L	GL, LX	Actual OE	MAF0006
Taurus	Mass Air Flow Sensor	3.0L	GL, L, LX, SHO	Actual OE	MAF0067
Tempo	Mass Air Flow Sensor	2.3L	GL, LX	Actual OE	MAF0062
Tempo	Mass Air Flow Sensor	3.0L	GL, GLS, LX, Sport	Actual OE	MAF0067
Thunderbird	Mass Air Flow Sensor	5.0L	Base, LX	Actual OE	MAF0006
Thunderbird	Mass Air Flow Sensor	3.8L	Base, LX	Naturally Aspirated, Actual OE	MAF0006
<b>1993 Ford</b>					
Aerostar	Idle Air Control Valve	3.0L	Base, XL, XL Plus, XL Sport, XLT, XLT Plus, XLT Sport	Actual OE	ABV0031
Aerostar	Idle Air Control Valve	4.0L	Base, Eddie Bauer, XL, XL Plus, XL Sport, XLT, XLT Plus, XLT Sport	Gasket, Actual OE	ABV0033
Aerostar	Mass Air Flow Sensor	4.0L	Base	Actual OE	MAF0007
Bronco	Idle Air Control Valve	5.0L, 5.8L	Custom, Eddie Bauer, XL, XLT Lariat	Gasket, Actual OE	ABV0033
Crown Victoria	Mass Air Flow Sensor	4.6L	Base, LX, Police Interceptor, S	w/o Towing Package, Actual OE	MAF0017
E-150 Econoline	Idle Air Control Valve	5.0L	Base, XL	Gasket, Actual OE	ABV0033
E-150 Econoline	Idle Air Control Valve	4.9L, 5.8L	Base, XL	Actual OE	ABV0063
E-150 Econoline Club Wagon	Idle Air Control Valve	5.0L	Chateau, Custom, XLT	Gasket, Actual OE	ABV0033
E-150 Econoline Club Wagon	Idle Air Control Valve	4.9L, 5.8L	Chateau, Custom, XLT	Actual OE	ABV0063
E-250 Econoline	Idle Air Control Valve	4.9L, 5.8L	Base, XL	Actual OE	ABV0063

Vehicle	Part Type	Engine Size	Trim	Note(s)	Part Number
<b>1993 Ford (cont'd)</b>					
E-350 Econoline	Idle Air Control Valve	4.9L, 5.8L, 7.3L, 7.5L	Base, XL	Actual OE	ABV0063
E-350 Econoline Club Wagon	Idle Air Control Valve	4.9L, 5.8L, 7.3L, 7.5L	Chateau, Chateau HD, Custom, Custom HD, XLT, XLT HD	Actual OE	ABV0063
Escort	Idle Air Control Valve	1.9L	Base, LX, LX Sport, Sport	Actual OE	ABV0049
Escort	Mass Air Flow Sensor	1.9L	Base, LX, LX Sport	Actual OE	MAF0077
Explorer	Idle Air Control Valve	4.0L	Eddie Bauer, Limited, Sport, XL, XLT	Gasket, Actual OE	ABV0033
Explorer	Mass Air Flow Sensor	4.0L	Eddie Bauer, Limited, Sport, XL, XLT	Actual OE	MAF0007
F-150	Idle Air Control Valve	4.9L	XL, XLT	Gasket, Actual OE	ABV0032
F-150	Idle Air Control Valve	5.0L, 5.8L	Lightning, XL, XLT	Gasket, Actual OE	ABV0033
F-250	Idle Air Control Valve	5.0L, 5.8L	XL, XLT	Gasket, Actual OE	ABV0033
Mustang	Idle Air Control Valve	2.3L	LX	Gasket, Actual OE	ABV0036
Mustang	Mass Air Flow Sensor	5.0L	GT, LX	Actual OE	MAF0006
Mustang	Mass Air Flow Sensor	2.3L	LX	Actual OE	MAF0067
Probe	Mass Air Flow Sensor	2.0L	Base, SE	Actual OE	MAF0064
Ranger	Idle Air Control Valve	4.0L	STX, Splash, Sport, XL, XLT	Gasket, Actual OE	ABV0033
Ranger	Idle Air Control Valve	2.3L	STX, Splash, Sport, XL, XLT	Gasket, Actual OE	ABV0036
Ranger	Mass Air Flow Sensor	4.0L	STX, Splash, Sport, XL, XLT	Actual OE	MAF0007
Taurus	Mass Air Flow Sensor	3.2L, 3.8L	GL, LX, SHO	Actual OE	MAF0006
Taurus	Mass Air Flow Sensor	3.0L	GL, LX, SHO	Actual OE	MAF0067
Tempo	Mass Air Flow Sensor	2.3L	GL, LX	Actual OE	MAF0062
Tempo	Mass Air Flow Sensor	3.0L	GL, LX	Actual OE	MAF0067
Thunderbird	Mass Air Flow Sensor	5.0L	LX	Actual OE	MAF0006
Thunderbird	Mass Air Flow Sensor	3.8L	LX	Naturally Aspirated, Actual OE	MAF0006

Vehicle	Part Type	Engine Size	Trim	Note(s)	Part Number
<b>1994 Ford</b>					
Aerostar	Idle Air Control Valve	3.0L	Base, XL, XL Plus, XL Sport, XLT, XLT Plus, XLT Sport	Actual OE	ABV0031
Aerostar	Idle Air Control Valve	4.0L	Base, Eddie Bauer, XL, XL Plus, XL Sport, XLT, XLT Plus, XLT Sport	Gasket, Actual OE	ABV0033
Aerostar	Mass Air Flow Sensor	4.0L	Base	Actual OE	MAF0007
Crown Victoria	Mass Air Flow Sensor	4.6L	Base, LX, Police Interceptor, S	Actual OE	MAF0017
E-150 Econoline	Idle Air Control Valve	4.9L, 5.0L, 5.8L	Base, XL	Actual OE	ABV0063
E-150 Econoline Club Wagon	Idle Air Control Valve	4.9L, 5.0L, 5.8L	Chateau, Custom, XLT	Actual OE	ABV0063
E-250 Econoline	Idle Air Control Valve	4.9L, 5.8L	Base, XL	Actual OE	ABV0063
E-350 Econoline	Idle Air Control Valve	4.9L, 5.8L, 7.3L, 7.5L	Base, XL	Actual OE	ABV0063
E-350 Econoline Club Wagon	Idle Air Control Valve	4.9L, 5.8L, 7.3L, 7.5L	Chateau, Chateau HD, Custom, XL HD, XLT, XLT HD	Actual OE	ABV0063
Escort	Idle Air Control Valve	1.9L	Base, LX, LX Sport	Actual OE	ABV0049
Explorer	Idle Air Control Valve	4.0L	Eddie Bauer, Limited, Sport, XL, XLT	Gasket, Actual OE	ABV0033
Explorer	Mass Air Flow Sensor	4.0L	Eddie Bauer, Limited, Sport, XL, XLT	Actual OE	MAF0007
F-150	Idle Air Control Valve	4.9L	XL, XLT	Gasket, Actual OE	ABV0032
Mustang	Mass Air Flow Sensor	3.8L, 5.0L	Base, GT, SVT Cobra	Actual OE	MAF0017
Probe	Mass Air Flow Sensor	2.0L	Base, SE	Actual OE	MAF0064
Ranger	Idle Air Control Valve	4.0L	STX, Splash, XL, XLT	Gasket, Actual OE	ABV0033
Ranger	Mass Air Flow Sensor	4.0L	STX, Splash, XL, XLT	Actual OE	MAF0007
Taurus	Mass Air Flow Sensor	3.2L, 3.8L	GL, LX, SHO	Actual OE	MAF0006
Taurus	Mass Air Flow Sensor	3.0L	GL, LX, SHO	Actual OE	MAF0067
Tempo	Mass Air Flow Sensor	2.3L	GL, LX	Actual OE	MAF0062
Tempo	Mass Air Flow Sensor	3.0L	GL, LX	Actual OE	MAF0067
Thunderbird	Mass Air Flow Sensor	4.6L	LX	Actual OE	MAF0015
Thunderbird	Mass Air Flow Sensor	3.8L	LX	Naturally Aspirated, Actual OE	MAF0015

Vehicle	Part Type	Engine Size	Trim	Note(s)	Part Number
<b>1995 Ford</b>					
Aerostar	Idle Air Control Valve	4.0L	Base, XLT, XLT Plus, XLT Sport	Gasket, Actual OE	ABV0033
Aerostar	Idle Air Control Valve	3.0L	Base, XLT, XLT Plus, XLT Sport	Gaskets (2), Actual OE	ABV0046
Aerostar	Ignition Coil	4.0L	Base, XLT, XLT Plus, XLT Sport		IGC0106
Aerostar	Mass Air Flow Sensor	4.0L	Base	Actual OE	MAF0007
Bronco	Idle Air Control Valve	5.8L	Eddie Bauer, XL, XLT, XLT Sport	Actual OE	ABV0060
Bronco	Idle Air Control Valve	5.0L	Eddie Bauer, XL, XLT, XLT Sport	N, Actual OE	ABV0060
Bronco	Ignition Coil	5.0L, 5.8L	Eddie Bauer, XL, XLT, XLT Sport		IGC0105
Contour	Idle Air Control Valve	2.5L	GL, GL Sport, LX, LX Sport, SE	L, Actual OE	ABV0055
Contour	Ignition Coil	2.5L	GL, GL Sport, LX, LX Sport, SE		IGC0108
Contour	Mass Air Flow Sensor	2.0L	GL, GL Sport, LX, LX Sport	Actual OE	MAF0008
Crown Victoria	Idle Air Control Valve	4.6L	Base, LX, Police Interceptor, S	W, Actual OE	ABV0062
Crown Victoria	Fuel Pump	4.6L	Base, LX, Police Interceptor, S	SPECIAL ORDER ONLY	FUP3303-D
Crown Victoria	Ignition Coil	4.6L	Base, LX, Police Interceptor, S		IGC0107
Crown Victoria	Mass Air Flow Sensor	4.6L	Base, LX, Police Interceptor, S	Actual OE	MAF0019
E-150 Econoline	Idle Air Control Valve	4.9L	Base, XL	w/o California Emissions, Gasket, Actual OE	ABV0032
E-150 Econoline	Idle Air Control Valve	4.9L	Base, XL	w/ California Emissions, Actual OE	ABV0059
E-150 Econoline	Idle Air Control Valve	5.0L	Base, XL	N, Actual OE	ABV0060
E-150 Econoline	Ignition Coil	5.8L	Base, XL		IGC0105
E-150 Econoline Club Wagon	Idle Air Control Valve	4.9L	Chateau, Custom, XLT	w/o California Emissions, Gasket, Actual OE	ABV0032
E-150 Econoline Club Wagon	Idle Air Control Valve	4.9L	Chateau, Custom, XLT	w/ California Emissions, Actual OE	ABV0059
E-150 Econoline Club Wagon	Idle Air Control Valve	5.0L	Chateau, Custom, XLT	N, Actual OE	ABV0060
E-150 Econoline Club Wagon	Ignition Coil	5.8L	Chateau, Custom, XLT		IGC0105
E-250 Econoline	Idle Air Control Valve	4.9L	Base, XL	California Models, Y, Actual OE	ABV0059



Vehicle	Part Type	Engine Size	Trim	Note(s)	Part Number
<b>1995 Ford (cont'd)</b>					
E-250 Econoline	Idle Air Control Valve	4.9L	Base, XL	California Models, Z, BI-FUEL, Actual OE	ABV0059
E-250 Econoline	Ignition Coil	5.8L	Base, XL		IGC0105
E-350 Econoline	Idle Air Control Valve	4.9L	Base, XL	w/o California Emissions, Gasket, Actual OE	ABV0032
E-350 Econoline	Idle Air Control Valve	7.5L	Base, XL	Actual OE	ABV0056
E-350 Econoline	Idle Air Control Valve	4.9L	Base, XL	w/ California Emissions, Actual OE	ABV0059
E-350 Econoline	Ignition Coil	5.8L, 7.5L	Base, XL		IGC0105
E-350 Econoline Club Wagon	Idle Air Control Valve	4.9L	Chateau, Chateau HD, Custom, XL HD, XLT, XLT HD	w/o California Emissions, Gasket, Actual OE	ABV0032
E-350 Econoline Club Wagon	Idle Air Control Valve	7.5L	Chateau, Chateau HD, Custom, XL HD, XLT, XLT HD	Actual OE	ABV0056
E-350 Econoline Club Wagon	Idle Air Control Valve	4.9L	Chateau, Chateau HD, Custom, XL HD, XLT, XLT HD	w/ California Emissions, Actual OE	ABV0059
E-350 Econoline Club Wagon	Ignition Coil	5.8L, 7.5L	Chateau, Chateau HD, Custom, XL HD, XLT, XLT HD		IGC0105
Escort	Idle Air Control Valve	1.9L	Base, LX, LX Sport	J, Gaskets (2), Actual OE	ABV0045
Escort	Ignition Coil	1.9L	Base, LX, LX Sport		IGC0107
Explorer	Idle Air Control Valve	4.0L	Eddie Bauer, Expedition, Limited, Sport, XL, XLT	X, Actual OE	ABV0068
Explorer	Fuel Pump	4.0L	Expedition, Sport, XL	Mexico, 2, SPECIAL ORDER ONLY	FUP3303-D
Explorer	Fuel Pump	4.0L	Eddie Bauer, Limited, XL, XLT	Mexico, 4, SPECIAL ORDER ONLY	FUP3303-D
Explorer	Ignition Coil	4.0L	Eddie Bauer, Expedition, Limited, Sport, XL, XLT		IGC0106
F53	Idle Air Control Valve	7.5L	XL	Actual OE	ABV0056
F-150	Idle Air Control Valve	4.9L	Special, XL, XLT	Z, BI-FUEL, Actual OE	ABV0059
F-150	Idle Air Control Valve	5.0L	Eddie Bauer, Special, XL, XLT	N, Actual OE	ABV0060
F-150	Ignition Coil	5.0L, 5.8L	Eddie Bauer, Lightning, Special, XL, XLT		IGC0105
F-250	Idle Air Control Valve	4.9L	Eddie Bauer, Special, XL, XLT	Gasket, Actual OE	ABV0032
F-250	Idle Air Control Valve	7.5L	Eddie Bauer, Special, XL, XLT	Actual OE	ABV0056

Vehicle	Part Type	Engine Size	Trim	Note(s)	Part Number
<b>1995 Ford (cont'd)</b>					
F-250	Idle Air Control Valve	5.0L	Eddie Bauer, Special, XL, XLT	N, Actual OE	ABV0060
F-250	Ignition Coil	5.0L, 5.8L, 7.5L	Base, Eddie Bauer, Special, XL, XLT		IGC0105
F-350	Idle Air Control Valve	7.5L	Eddie Bauer, Special, XL, XLT	Actual OE	ABV0056
F-350	Ignition Coil	5.8L, 7.5L	Eddie Bauer, Special, XL, XLT		IGC0105
F Super Duty	Idle Air Control Valve	7.5L	XL	Actual OE	ABV0056
Mustang	Ignition Coil	5.0L	GT, GTS, SVT Cobra		IGC0105
Mustang	Ignition Coil	3.8L	Base		IGC0108
Mustang	Mass Air Flow Sensor	3.8L, 5.0L	Base, GT, GTS, SVT Cobra	Actual OE	MAF0017
Mystique	Mass Air Flow Sensor	2.5L	LS	MEX, Actual OE	MAF0009
Probe	Fuel Pump	2.0L, 2.5L	Base, GT, SE	SPECIAL ORDER ONLY	FUP3303-D
Probe	Ignition Coil	2.0L	Base, SE		IGC0105
Probe	Mass Air Flow Sensor	2.0L	Base, SE	Actual OE	MAF0064
Ranger	Idle Air Control Valve	3.0L	STX, Splash, XL, XL Sport, XLT	U, Actual OE	ABV0048
Ranger	Idle Air Control Valve	4.0L	STX, Splash, XL, XL Sport, XLT	X, Actual OE	ABV0069
Ranger	Ignition Coil	4.0L	STX, Splash, XL, XL Sport, XLT		IGC0106
Ranger	Ignition Coil	2.3L	STX, Splash, XL, XL Sport, XLT		IGC0107
Taurus	Idle Air Control Valve	3.0L	GL, LX, SE	U, Actual OE	ABV0050
Taurus	Idle Air Control Valve	3.2L	SHO	Actual OE	ABV0057
Taurus	Idle Air Control Valve	3.8L	GL, LX, SE	4, Actual OE	ABV0059
Taurus	Fuel Pump	3.0L	GL, LX, SE, SHO	SPECIAL ORDER ONLY	FUP3303-D
Taurus	Mass Air Flow Sensor	3.2L, 3.8L	GL, LX, SE, SHO	Actual OE	MAF0006
Taurus	Mass Air Flow Sensor	3.0L	GL, LX, SE, SHO	Actual OE	MAF0067
Thunderbird	Idle Air Control Valve	4.6L	LX	W, Actual OE	ABV0062
Thunderbird	Ignition Coil	4.6L	Base, LX		IGC0107
Thunderbird	Ignition Coil	3.8L	LX, Super Coupe		IGC0108
Thunderbird	Mass Air Flow Sensor	4.6L	LX	Actual OE	MAF0015

Vehicle	Part Type	Engine Size	Trim	Note(s)	Part Number
<b>1995 Ford (cont'd)</b>					
Thunderbird	Mass Air Flow Sensor	3.8L	LX	Naturally Aspirated, Actual OE	MAF0015
Windstar	Idle Air Control Valve	3.0L	Base, GL	U, Actual OE	ABV0050
Windstar	Idle Air Control Valve	3.8L	Base, GL, GL Plus, LX	Actual OE	ABV0059
Windstar	Ignition Coil	3.0L, 3.8L	Base, GL, GL Plus, LX		IGC0108
Windstar	Mass Air Flow Sensor	3.0L, 3.8L	Base, GL, LX	Actual OE	MAF0018
<b>1996 Ford</b>					
Aerostar	Idle Air Control Valve	3.0L	Base, XLT, XLT Plus, XLT Sport	U, Gaskets (2), Actual OE	ABV0066
Aerostar	Idle Air Control Valve	4.0L	Base, XLT, XLT Plus, XLT Sport	X, Actual OE	ABV0069
Aerostar	Ignition Coil	4.0L	Base, XLT, XLT Plus, XLT Sport		IGC0106
Bronco	Idle Air Control Valve	5.8L	Eddie Bauer, XL, XLT, XLT Sport	Actual OE	ABV0060
Bronco	Idle Air Control Valve	5.0L	Eddie Bauer, XL, XLT, XLT Sport	N, Actual OE	ABV0060
Bronco	Ignition Coil	5.0L, 5.8L	Eddie Bauer, XL, XLT, XLT Sport		IGC0105
Contour	Idle Air Control Valve	2.5L	GL, LX, SE, Sport	L, Gasket, Actual OE	ABV0017
Contour	Ignition Coil	2.5L	Base, GL, LX, Power, SE, Sport		IGC0108
Contour	Mass Air Flow Sensor	2.0L	GL, LX, Sport	Actual OE	MAF0008
Crown Victoria	Idle Air Control Valve	4.6L	Base, LX, S	GAS, Gasket, Actual OE	ABV0019
Crown Victoria	Idle Air Control Valve	4.6L	Base, Police Interceptor, S	w/ Stamping # F65E9F715BC, CNG, Actual OE	ABV0065
Crown Victoria	Fuel Pump	4.6L	Base, LX, Police Interceptor, S	SPECIAL ORDER ONLY	FUP3303-D
Crown Victoria	Ignition Coil	4.6L	Base, LX, Police Interceptor, S		IGC0107
Crown Victoria	Mass Air Flow Sensor	4.6L	Base, LX, Police Interceptor, S	Actual OE	MAF0023
E-150 Econoline	Idle Air Control Valve	4.9L	Base, XL	California Models, Y, Actual OE	ABV0059
E-150 Econoline	Idle Air Control Valve	5.8L	Base, XL	H, Actual OE	ABV0060
E-150 Econoline	Idle Air Control Valve	5.0L	Base, XL	N, Actual OE	ABV0060
E-150 Econoline	Ignition Coil	5.8L	Base, XL		IGC0105
E-150 Econoline Club Wagon	Idle Air Control Valve	4.9L	Chateau, Custom, XLT	California Models, Y, Actual OE	ABV0059

Vehicle	Part Type	Engine Size	Trim	Note(s)	Part Number
<b>1996 Ford (cont'd)</b>					
E-150 Econoline Club Wagon	Idle Air Control Valve	5.8L	Chateau, Custom, XLT	H, Actual OE	ABV0060
E-150 Econoline Club Wagon	Idle Air Control Valve	5.0L	Chateau, Custom, XLT	N, Actual OE	ABV0060
E-150 Econoline Club Wagon	Ignition Coil	5.8L	Chateau, Custom, XLT		IGC0105
E-250 Econoline	Idle Air Control Valve	4.9L	Base, XL	Y, Actual OE	ABV0059
E-250 Econoline	Idle Air Control Valve	4.9L	Base, XL	Z, BI-FUEL, Actual OE	ABV0059
E-250 Econoline	Idle Air Control Valve	5.8L	Base, XL	H, Actual OE	ABV0060
E-250 Econoline	Ignition Coil	5.8L	Base, XL		IGC0105
E-350 Econoline	Idle Air Control Valve	7.5L	Base, XL	Actual OE	ABV0056
E-350 Econoline	Idle Air Control Valve	4.9L	Base, XL	Y, Actual OE	ABV0059
E-350 Econoline	Idle Air Control Valve	5.8L	Base, XL	H, Actual OE	ABV0060
E-350 Econoline	Ignition Coil	5.8L, 7.5L	Base, XL		IGC0105
E-350 Econoline Club Wagon	Idle Air Control Valve	7.5L	Chateau, Chateau HD, Custom, XL HD, XLT, XLT HD	Actual OE	ABV0056
E-350 Econoline Club Wagon	Idle Air Control Valve	4.9L	Chateau, Chateau HD, Custom, XL HD, XLT, XLT HD	Y, Actual OE	ABV0059
E-350 Econoline Club Wagon	Idle Air Control Valve	4.9L	Chateau, Custom, XLT	Z, BI-FUEL, Actual OE	ABV0059
E-350 Econoline Club Wagon	Idle Air Control Valve	5.8L	Chateau, Chateau HD, Custom, XL HD, XLT, XLT HD	H, Actual OE	ABV0060
E-350 Econoline Club Wagon	Ignition Coil	5.8L, 7.5L	Chateau, Chateau HD, Custom, XL HD, XLT, XLT HD		IGC0105
Econoline Super Duty	Idle Air Control Valve	7.5L	Custom	Actual OE	ABV0056
Econoline Super Duty	Idle Air Control Valve	5.8L	Custom	H, Actual OE	ABV0060
Escort	Idle Air Control Valve	1.9L	Base, LX, Sport	J, Actual OE	ABV0047
Escort	Ignition Coil	1.9L	Base, LX, Sport		IGC0107
Explorer	Idle Air Control Valve	5.0L	Eddie Bauer, Limited, XLT	P, Gasket, Actual OE	ABV0015
Explorer	Idle Air Control Valve	4.0L	Eddie Bauer, Limited, Sport, XL, XLT	X, Actual OE	ABV0069
Explorer	Fuel Pump	4.0L	Sport, XL	Mexico, 2, SPECIAL ORDER ONLY	FUP3303-D
Explorer	Ignition Coil	4.0L	Eddie Bauer, Limited, Sport, XL, XLT		IGC0106

Vehicle	Part Type	Engine Size	Trim	Note(s)	Part Number
<b>1996 Ford (cont'd)</b>					
Explorer	Ignition Coil	5.0L	Eddie Bauer, Limited, XLT		IGC0107
F53	Idle Air Control Valve	7.5L	XL	Actual OE	ABV0056
F-150	Idle Air Control Valve	4.9L	Eddie Bauer, Special, XL, XLT	Y, Actual OE	ABV0059
F-150	Idle Air Control Valve	4.9L	Special, XL, XLT	Z, BI-FUEL, Actual OE	ABV0059
F-150	Idle Air Control Valve	5.0L	Eddie Bauer, Special, XL, XLT	N, Actual OE	ABV0060
F-150	Ignition Coil	5.0L, 5.8L	Eddie Bauer, Special, XL, XLT		IGC0105
F-250	Idle Air Control Valve	7.5L	Eddie Bauer, Special, XL, XLT	Actual OE	ABV0056
F-250	Idle Air Control Valve	4.9L	Special, XL, XLT	Z, Actual OE	ABV0059
F-250	Idle Air Control Valve	5.0L	Eddie Bauer, Special, XL, XLT	N, Actual OE	ABV0060
F-250	Ignition Coil	5.0L, 5.8L, 7.5L	Eddie Bauer, Special, XL, XLT, XLT VIP		IGC0105
F-350	Idle Air Control Valve	7.5L	Special, XL, XLT	Actual OE	ABV0056
F-350	Ignition Coil	5.8L, 7.5L	Base, Special, XL, XLT		IGC0105
F Super Duty	Idle Air Control Valve	7.5L	XL	Actual OE	ABV0056
Grand Marquis	Mass Air Flow Sensor	4.6L	Base, Equipado	MEX, Actual OE	MAF0028
Mustang	Idle Air Control Valve	4.6L	GT	X, Gasket, Actual OE	ABV0019
Mustang	Idle Air Control Valve	4.6L	SVT Cobra	V, Actual OE	ABV0065
Mustang	Ignition Coil	4.6L	Base, GT, High, SVT Cobra		IGC0107
Mustang	Ignition Coil	3.8L	Base		IGC0108
Mustang	Mass Air Flow Sensor	4.6L	GT, SVT Cobra	Actual OE	MAF0037
Mystique	Mass Air Flow Sensor	2.5L	LS	MEX, Actual OE	MAF0009
Probe	Fuel Pump	2.0L, 2.5L	Base, GT, SE	SPECIAL ORDER ONLY	FUP3303-D
Probe	Ignition Coil	2.0L	Base, SE		IGC0105
Probe	Mass Air Flow Sensor	2.0L	Base, SE	Actual OE	MAF0063
Ranger	Idle Air Control Valve	2.3L	Splash, XL, XLT	A, Gasket, Actual OE	ABV0016
Ranger	Idle Air Control Valve	3.0L	STX, Splash, XL, XLT	U, Actual OE	ABV0048
Ranger	Idle Air Control Valve	4.0L	STX, Splash, XL, XLT	X, Actual OE	ABV0069
Ranger	Ignition Coil	4.0L	STX, Splash, XL, XLT		IGC0106

Vehicle	Part Type	Engine Size	Trim	Note(s)	Part Number
<b>1996 Ford (cont'd)</b>					
Ranger	Ignition Coil	2.3L	Splash, XL, XLT		IGC0107
Taurus	Idle Air Control Valve	3.4L	SHO	N, Gasket, Actual OE	ABV0017
Taurus	Idle Air Control Valve	3.0L	GL	1, 12 valves, Actual OE	ABV0064
Taurus	Idle Air Control Valve	3.0L	LX	S, 24 valves, Actual OE	ABV0064
Taurus	Idle Air Control Valve	3.0L	G, GL	U, 12 valves, Actual OE	ABV0064
Taurus	Ignition Coil	3.0L	G, GL, LX		IGC0108
Taurus	Mass Air Flow Sensor	3.4L	SHO	California Models, Actual OE	MAF0037
Taurus	Mass Air Flow Sensor	3.4L	SHO	Except California Models, Actual OE	MAF0040
Thunderbird	Idle Air Control Valve	4.6L	LX	W, Gasket, Actual OE	ABV0019
Thunderbird	Ignition Coil	4.6L	Base, LX		IGC0107
Thunderbird	Ignition Coil	3.8L	LX		IGC0108
Thunderbird	Mass Air Flow Sensor	3.8L, 4.6L	LX	Actual OE	MAF0016
Windstar	Idle Air Control Valve	3.8L	Base, GL, LX	4, Gasket, Actual OE	ABV0018
Windstar	Idle Air Control Valve	3.0L	Base, GL	Gaskets (2), Actual OE	ABV0046
Windstar	Ignition Coil	3.0L, 3.8L	Base, GL, GL Plus, LX		IGC0108
Windstar	Mass Air Flow Sensor	3.0L	Base, GL	Actual OE	MAF0018
Windstar	Mass Air Flow Sensor	3.8L	Base, GL, GL Plus, LX	Actual OE	MAF0023
<b>1997 Ford</b>					
Aerostar	Idle Air Control Valve	3.0L	Base, XLT, XLT Plus, XLT Sport	U, Gaskets (2), Actual OE	ABV0066
Aerostar	Idle Air Control Valve	4.0L	Base, XLT, XLT Plus, XLT Sport	X, Actual OE	ABV0069
Aerostar	Ignition Coil	4.0L	Base, XLT, XLT Plus, XLT Sport		IGC0106
Contour	Idle Air Control Valve	2.5L	GL, LX, SE, Sport	L, Gasket, Actual OE	ABV0017
Contour	Ignition Coil	2.5L	Base, GL, LX, Power, SE, Sport		IGC0108
Contour	Mass Air Flow Sensor	2.0L	GL, LX	Actual OE	MAF0008
Contour	Mass Air Flow Sensor	2.0L	Base	To 05/03/1999, Actual OE	MAF0008
Crown Victoria	Idle Air Control Valve	4.6L	Base, LX, Police Interceptor, S	GAS, Gasket, Actual OE	ABV0019
Crown Victoria	Idle Air Control Valve	4.6L	Police Interceptor	CNG, Actual OE	ABV0065

Vehicle	Part Type	Engine Size	Trim	Note(s)	Part Number
<b>1997 Ford (cont'd)</b>					
Crown Victoria	Idle Air Control Valve	4.6L	Base, LX, S	w/ Stamping # F65E9F715BC, CNG, Actual OE	ABV0065
Crown Victoria	Ignition Coil	4.6L	Base, LX, Police Interceptor, S		IGC0107
Crown Victoria	Mass Air Flow Sensor	4.6L	Base, LX, Police Interceptor, S	Actual OE	MAF0023
E-150 Econoline	Idle Air Control Valve	5.4L	Base, XL	L, Gasket, Actual OE	ABV0014
E-150 Econoline	Idle Air Control Valve	4.6L	Base, XL	6, Actual OE	ABV0053
E-150 Econoline	Fuel Pump	4.2L, 4.6L, 5.4L	Base, XL	SPECIAL ORDER ONLY	FUP3303-D
E-150 Econoline	Ignition Coil	4.6L	Base, XL		IGC0107
E-150 Econoline	Mass Air Flow Sensor	4.2L	Base, XL	Actual OE	MAF0023
E-150 Econoline	Mass Air Flow Sensor	4.6L, 5.4L	Base, XL	Actual OE	MAF0037
E-150 Econoline Club Wagon	Idle Air Control Valve	4.6L	Chateau, Custom, XLT	6, Actual OE	ABV0053
E-150 Econoline Club Wagon	Fuel Pump	4.2L, 4.6L, 5.4L	Chateau, Custom, XLT	SPECIAL ORDER ONLY	FUP3303-D
E-150 Econoline Club Wagon	Ignition Coil	4.6L	Chateau, Custom, XLT		IGC0107
E-150 Econoline Club Wagon	Mass Air Flow Sensor	4.2L	Chateau, Custom, XLT	Actual OE	MAF0023
E-150 Econoline Club Wagon	Mass Air Flow Sensor	4.6L, 5.4L	Chateau, Custom, XLT	Actual OE	MAF0037
E-250 Econoline	Idle Air Control Valve	5.4L	Base, XL	CNG, Gasket, Actual OE	ABV0013
E-250 Econoline	Idle Air Control Valve	5.4L	Base, XL	GAS, Gasket, Actual OE	ABV0014
E-250 Econoline	Fuel Pump	4.2L, 5.4L	Base, XL	SPECIAL ORDER ONLY	FUP3303-D
E-250 Econoline	Mass Air Flow Sensor	4.2L	Base, XL	Actual OE	MAF0023
E-250 Econoline	Mass Air Flow Sensor	5.4L	Base, XL	Actual OE	MAF0037
E-350 Econoline	Idle Air Control Valve	5.4L	Base, XL	CNG, Gasket, Actual OE	ABV0013
E-350 Econoline	Idle Air Control Valve	5.4L	Base, XL	GAS, Gasket, Actual OE	ABV0014
E-350 Econoline	Idle Air Control Valve	6.8L	Base, XL	S, Gasket, Actual OE	ABV0030
E-350 Econoline	Fuel Pump	5.4L, 6.8L	Base, XL	SPECIAL ORDER ONLY	FUP3303-D
E-350 Econoline	Mass Air Flow Sensor	5.4L, 6.8L	Base, XL	Actual OE	MAF0037

Vehicle	Part Type	Engine Size	Trim	Note(s)	Part Number
<b>1997 Ford (cont'd)</b>					
E-350 Econoline Club Wagon	Idle Air Control Valve	6.8L	Chateau, Custom, XL HD, XLT, XLT HD	S, Gasket, Actual OE	ABV0030
E-350 Econoline Club Wagon	Fuel Pump	5.4L, 6.8L	Chateau, Custom, XL HD, XLT, XLT HD	SPECIAL ORDER ONLY	FUP3303-D
E-350 Econoline Club Wagon	Mass Air Flow Sensor	5.4L	Chateau, Custom, XL HD, XLT, XLT HD	Actual OE	MAF0037
Econoline Super Duty	Idle Air Control Valve	5.4L	Custom	L, Gasket, Actual OE	ABV0014
Econoline Super Duty	Idle Air Control Valve	6.8L	Custom	S, Gasket, Actual OE	ABV0030
Econoline Super Duty	Fuel Pump	5.4L, 6.8L	Custom	SPECIAL ORDER ONLY	FUP3303-D
Econoline Super Duty	Mass Air Flow Sensor	5.4L, 6.8L	Custom	Actual OE	MAF0037
Escort	Ignition Coil	2.0L	Aust, Base, Deportivo, Deportivo Equi, Equi, LX, Mid, Sport		IGC0107
Expedition	Idle Air Control Valve	5.4L	Eddie Bauer, XLT	Gasket, Actual OE	ABV0028
Expedition	Idle Air Control Valve	4.6L	Eddie Bauer, XLT	6, Actual OE	ABV0054
Expedition	Idle Air Control Valve	4.6L	Eddie Bauer, XLT	W, Actual OE	ABV0054
Expedition	Fuel Pump	4.6L, 5.4L	Eddie Bauer, XLT, XLT Plus	RWD, SPECIAL ORDER ONLY	FUP3303-D
Expedition	Fuel Pump	4.6L, 5.4L	Eddie Bauer, XLT	W/O SENDER UNIT, 4WD, SPECIAL ORDER ONLY	FUP3303-D
Expedition	Ignition Coil	4.6L	Eddie Bauer, XLT, XLT Plus		IGC0107
Expedition	Mass Air Flow Sensor	4.6L, 5.4L	Eddie Bauer, XLT	Actual OE	MAF0037
Explorer	Idle Air Control Valve	5.0L	Eddie Bauer, Limited, XLT	P, Gasket, Actual OE	ABV0015
Explorer	Idle Air Control Valve	4.0L	Eddie Bauer, Limited, Sport, XL, XLT	E, Actual OE	ABV0052
Explorer	Idle Air Control Valve	4.0L	Sport, XL, XLT	X, Actual OE	ABV0069
Explorer	Engine Camshaft Position Sensor	4.0L	Eddie Bauer, Limited, Sport, XL, XLT	SOHC	CPS7391HU-D
Explorer	Fuel Pump	4.0L	Sport, XL	Mexico, 2, SPECIAL ORDER ONLY	FUP3303-D
Explorer	Ignition Coil	4.0L	Eddie Bauer, Limited, Sport, XL, XLT		IGC0106
Explorer	Ignition Coil	5.0L	Eddie Bauer, Limited, XLT		IGC0107
F53	Idle Air Control Valve	7.5L	Base, XL	Actual OE	ABV0056



Vehicle	Part Type	Engine Size	Trim	Note(s)	Part Number
<b>1997 Ford (cont'd)</b>					
F-150	Idle Air Control Valve	5.4L	Base, Lariat, XL, XLT	Gasket, Actual OE	ABV0028
F-150	Idle Air Control Valve	4.6L	Base, Lariat, XL, XLT	6, Actual OE	ABV0054
F-150	Idle Air Control Valve	4.6L	Base, Lariat, XL, XLT	W, Actual OE	ABV0054
F-150	Fuel Pump	4.2L, 4.6L, 5.4L	Base, Lariat, XL, XLT	120.0 / 304.8, 4WD, SPECIAL ORDER ONLY	FUP3303-D
F-150	Fuel Pump	4.2L, 4.6L	Base, Lariat, XL, XLT	120.0 / 304.8, RWD, SPECIAL ORDER ONLY	FUP3303-D
F-150	Fuel Pump	4.2L, 4.6L	Base, Lariat, XL, XLT	139.0 / 353.1, Extended Cab Pickup, SPECIAL ORDER ONLY	FUP3303-D
F-150	Fuel Pump	4.2L, 4.6L, 5.4L	Base, Lariat, XL, XLT	139.0 / 353.1, Standard Cab Pickup, SPECIAL ORDER ONLY	FUP3303-D
F-150	Fuel Pump	4.2L, 4.6L, 5.4L	Base, Lariat, XL, XLT	157.0 / 398.8, SPECIAL ORDER ONLY	FUP3303-D
F-150	Ignition Coil	4.6L	Base, Lariat, XL, XLT		IGC0107
F-150	Mass Air Flow Sensor	4.2L	Base, XL, XLT	Actual OE	MAF0023
F-150	Mass Air Flow Sensor	4.6L, 5.4L	Base, Lariat, XL, XLT	Actual OE	MAF0037
F-250	Idle Air Control Valve	5.4L	Base, Lariat, XL, XLT	Gasket, Actual OE	ABV0028
F-250	Idle Air Control Valve	4.6L	Base, Lariat, XL, XLT	6, Actual OE	ABV0054
F-250	Idle Air Control Valve	4.6L	Base, Lariat, XL, XLT	W, Actual OE	ABV0054
F-250	Idle Air Control Valve	5.0L	XL, XLT	MEX, Actual OE	ABV0060
F-250	Fuel Pump	4.6L, 5.4L	Base, Lariat, XL, XLT, XLT VIP	SPECIAL ORDER ONLY	FUP3303-D
F-250	Ignition Coil	4.6L	Base, Lariat, XL, XLT, XLT VIP		IGC0107
F-250	Mass Air Flow Sensor	4.6L, 5.4L	Base, Lariat, XL, XLT	Actual OE	MAF0037
F-250 HD	Idle Air Control Valve	7.5L	XL, XLT	Actual OE	ABV0056
F-250 HD	Ignition Coil	5.8L, 7.5L	XL, XLT		IGC0105
F-350	Idle Air Control Valve	7.5L	Base, XL, XLT	Actual OE	ABV0056
F-350	Ignition Coil	5.8L, 7.5L	Base, XL, XLT		IGC0105
F-450 Super Duty	Idle Air Control Valve	7.5L	XL	Actual OE	ABV0056

Vehicle	Part Type	Engine Size	Trim	Note(s)	Part Number
<b>1997 Ford (cont'd)</b>					
F Super Duty	Idle Air Control Valve	7.5L	Base, XL	Actual OE	ABV0056
Grand Marquis	Mass Air Flow Sensor	4.6L	Base, Equipado	MEX, Actual OE	MAF0028
Mustang	Idle Air Control Valve	4.6L	GT	X, Gasket, Actual OE	ABV0019
Mustang	Idle Air Control Valve	4.6L	SVT Cobra	V, Actual OE	ABV0065
Mustang	Ignition Coil	4.6L	Base, Cobra, GT, High, SVT Cobra		IGC0107
Mustang	Ignition Coil	3.8L	Base		IGC0108
Mustang	Mass Air Flow Sensor	4.6L	GT, SVT Cobra	Actual OE	MAF0037
Mystique	Mass Air Flow Sensor	2.5L	LS, LS VIP	MEX, Actual OE	MAF0009
Probe	Fuel Pump	2.0L, 2.5L	Base, GT, GTS	SPECIAL ORDER ONLY	FUP3303-D
Probe	Ignition Coil	2.0L	Base, GTS		IGC0105
Probe	Mass Air Flow Sensor	2.0L	Base, GTS	Actual OE	MAF0063
Ranger	Idle Air Control Valve	2.3L	Splash, Sport, XL, XLT	A, Gasket, Actual OE	ABV0016
Ranger	Idle Air Control Valve	3.0L	STX, Splash, Sport, XL, XLT	U, Gaskets (2), Actual OE	ABV0066
Ranger	Idle Air Control Valve	4.0L	STX, Splash, Sport, XL, XLT	X, Actual OE	ABV0069
Ranger	Ignition Coil	4.0L	STX, Splash, Sport, XL, XLT		IGC0106
Ranger	Ignition Coil	2.3L	Splash, Sport, XL, XLT		IGC0107
Taurus	Idle Air Control Valve	3.0L	GL	1, 12 valves, Gasket, Actual OE	ABV0015
Taurus	Idle Air Control Valve	3.0L	GL	2, 12 valves, Gasket, Actual OE	ABV0015
Taurus	Idle Air Control Valve	3.0L	G, GL	U, 12 valves, Gasket, Actual OE	ABV0015
Taurus	Idle Air Control Valve	3.4L	SHO	N, Gasket, Actual OE	ABV0017
Taurus	Idle Air Control Valve	3.0L	LX	S, 24 valves, Actual OE	ABV0064
Taurus	Ignition Coil	3.0L	G, GL, LX		IGC0108
Taurus	Mass Air Flow Sensor	3.4L	SHO	California Models, Actual OE	MAF0037
Taurus	Mass Air Flow Sensor	3.4L	SHO	Except California Models, Actual OE	MAF0040
Thunderbird	Idle Air Control Valve	4.6L	LX	W, Gasket, Actual OE	ABV0019
Thunderbird	Ignition Coil	4.6L	LX		IGC0107
Thunderbird	Ignition Coil	3.8L	LX		IGC0108

Vehicle	Part Type	Engine Size	Trim	Note(s)	Part Number
<b>1997 Ford (cont'd)</b>					
Thunderbird	Mass Air Flow Sensor	3.8L, 4.6L	LX	Actual OE	MAF0016
Windstar	Idle Air Control Valve	3.8L	Base, GL, LX	4, Gasket, Actual OE	ABV0018
Windstar	Idle Air Control Valve	3.0L	Base, GL	U, Actual OE	ABV0048
Windstar	Ignition Coil	3.0L, 3.8L	Base, GL, GL Plus, LX		IGC0108
Windstar	Mass Air Flow Sensor	3.8L	Base, GL, GL Plus, LX	Actual OE	MAF0023
<b>1998 Ford</b>					
Contour	Idle Air Control Valve	2.5L	SVT	G, Gasket, Actual OE	ABV0024
Contour	Idle Air Control Valve	2.5L	GL, LX, SE	L, Gasket, Actual OE	ABV0024
Contour	Ignition Coil	2.5L	Base, GL, LX, Power, SE, SVT, Sport		IGC0108
Contour	Mass Air Flow Sensor	2.0L	GL, LX, SE	Actual OE	MAF0008
Contour	Mass Air Flow Sensor	2.0L	Base	To 05/03/1999, Actual OE	MAF0008
Crown Victoria	Idle Air Control Valve	4.6L	Base, LX, Police Interceptor, S	Gasket, Actual OE	ABV0022
Crown Victoria	Mass Air Flow Sensor	4.6L	Base, LX, Police Interceptor, S	Actual OE	MAF0023
E-150 Econoline	Idle Air Control Valve	5.4L	Base, XL	L, Gasket, Actual OE	ABV0014
E-150 Econoline	Idle Air Control Valve	5.4L	Base, XL	Z, BI-FUEL, Gasket, Actual OE	ABV0014
E-150 Econoline	Idle Air Control Valve	4.6L	Base, XL	6, Actual OE	ABV0053
E-150 Econoline	Fuel Pump	5.4L	Base, XL	MIDSHIP - 3 PORTS, SPECIAL ORDER ONLY	FUP3303-D
E-150 Econoline	Ignition Coil	4.6L	Base, XL		IGC0107
E-150 Econoline	Ignition Coil	4.2L	Base, XL		IGC0108
E-150 Econoline	Mass Air Flow Sensor	4.2L	Base, XL	Actual OE	MAF0023
E-150 Econoline	Mass Air Flow Sensor	4.6L, 5.4L	Base, XL	Actual OE	MAF0037
E-150 Econoline Club Wagon	Idle Air Control Valve	5.4L	Chateau, Custom, XLT	Z, BI-FUEL, Gasket, Actual OE	ABV0014
E-150 Econoline Club Wagon	Idle Air Control Valve	4.6L	Chateau, Custom, XLT	6, Actual OE	ABV0053
E-150 Econoline Club Wagon	Fuel Pump	5.4L	Chateau, Custom, XLT	MIDSHIP - 3 PORTS, SPECIAL ORDER ONLY	FUP3303-D
E-150 Econoline Club Wagon	Ignition Coil	4.6L	Chateau, Custom, XLT		IGC0107

Vehicle	Part Type	Engine Size	Trim	Note(s)	Part Number
<b>1998 Ford (cont'd)</b>					
E-150 Econoline Club Wagon	Ignition Coil	4.2L	Chateau, Custom, XLT		IGC0108
E-150 Econoline Club Wagon	Mass Air Flow Sensor	4.2L	Chateau, Custom, XLT	Actual OE	MAF0023
E-150 Econoline Club Wagon	Mass Air Flow Sensor	4.6L, 5.4L	Chateau, Custom, XLT	Actual OE	MAF0037
E-250 Econoline	Idle Air Control Valve	5.4L	Base, XL	CNG, Gasket, Actual OE	ABV0013
E-250 Econoline	Idle Air Control Valve	5.4L	Base, XL	BI-FUEL, Gasket, Actual OE	ABV0014
E-250 Econoline	Idle Air Control Valve	5.4L	Base, XL	GAS, Gasket, Actual OE	ABV0014
E-250 Econoline	Fuel Pump	5.4L	Base, XL	SPECIAL ORDER ONLY	FUP3303-D
E-250 Econoline	Ignition Coil	4.2L	Base, XL		IGC0108
E-250 Econoline	Mass Air Flow Sensor	4.2L	Base, XL	Actual OE	MAF0023
E-250 Econoline	Mass Air Flow Sensor	5.4L	Base, XL	Actual OE	MAF0037
E-350 Econoline	Idle Air Control Valve	5.4L	Base, XL	CNG, Gasket, Actual OE	ABV0013
E-350 Econoline	Idle Air Control Valve	5.4L	Base, XL	BI-FUEL, Gasket, Actual OE	ABV0014
E-350 Econoline	Idle Air Control Valve	5.4L	Base, XL	GAS, Gasket, Actual OE	ABV0014
E-350 Econoline	Idle Air Control Valve	6.8L	Base, XL	S, Gasket, Actual OE	ABV0030
E-350 Econoline	Fuel Pump	5.4L, 6.8L	Base, XL	SPECIAL ORDER ONLY	FUP3303-D
E-350 Econoline	Mass Air Flow Sensor	5.4L, 6.8L	Base, XL	Actual OE	MAF0037
E-350 Econoline Club Wagon	Idle Air Control Valve	5.4L	Chateau, Custom, XLT	Z, BI-FUEL, Gasket, Actual OE	ABV0014
E-350 Econoline Club Wagon	Idle Air Control Valve	6.8L	Chateau, Custom, XL HD, XLT, XLT HD	S, Gasket, Actual OE	ABV0030
E-350 Econoline Club Wagon	Fuel Pump	5.4L, 6.8L	Chateau, Custom, XL HD, XLT, XLT HD	SPECIAL ORDER ONLY	FUP3303-D
E-350 Econoline Club Wagon	Mass Air Flow Sensor	5.4L	Chateau, Custom, XL HD, XLT, XLT HD	Actual OE	MAF0037
Econoline Super Duty	Idle Air Control Valve	5.4L	Custom	L, Gasket, Actual OE	ABV0014
Econoline Super Duty	Idle Air Control Valve	6.8L	Custom	S, Gasket, Actual OE	ABV0030
Econoline Super Duty	Fuel Pump	5.4L, 6.8L	Custom	SPECIAL ORDER ONLY	FUP3303-D
Econoline Super Duty	Mass Air Flow Sensor	5.4L, 6.8L	Custom	Actual OE	MAF0037

Vehicle	Part Type	Engine Size	Trim	Note(s)	Part Number
<b>1998 Ford (cont'd)</b>					
Escort	Idle Air Control Valve	2.0L	ZX2 Cool Coupe, ZX2 Equi, ZX2 Hot Coupe, ZX2 Tipico	16 valves, Gaskets (2), Actual OE	ABV0044
Escort	Ignition Coil	2.0L	LX, SE, SE Equi	SOHC	IGC0107
Expedition	Idle Air Control Valve	5.4L	Eddie Bauer, XLT	Gasket, Actual OE	ABV0028
Expedition	Idle Air Control Valve	4.6L	Eddie Bauer, XLT	6, Actual OE	ABV0054
Expedition	Idle Air Control Valve	4.6L	Eddie Bauer, XLT	W, Actual OE	ABV0054
Expedition	Fuel Pump	4.6L, 5.4L	Eddie Bauer, XLT	4WD, SPECIAL ORDER ONLY	FUP3303-D
Expedition	Fuel Pump	4.6L, 5.4L	Eddie Bauer, XLT	RWD, SPECIAL ORDER ONLY	FUP3303-D
Expedition	Ignition Coil	4.6L	Eddie Bauer, XLT		IGC0107
Expedition	Mass Air Flow Sensor	4.6L, 5.4L	Eddie Bauer, XLT	Actual OE	MAF0037
Explorer	Idle Air Control Valve	5.0L	Eddie Bauer, Limited, XLT	P, Gasket, Actual OE	ABV0015
Explorer	Idle Air Control Valve	4.0L	Eddie Bauer, Limited, Sport, XL, XLT	E, Actual OE	ABV0052
Explorer	Idle Air Control Valve	4.0L	Sport, XL, XLT	X, Actual OE	ABV0067
Explorer	Engine Camshaft Position Sensor	4.0L	Eddie Bauer, Limited, Sport, XL, XLT	SOHC	CPS7391HU-D
Explorer	Fuel Pump	4.0L	Sport, XL	Mexico, 2, SPECIAL ORDER ONLY	FUP3303-D
Explorer	Ignition Coil	4.0L	Eddie Bauer, Limited, Sport, XL, XLT		IGC0106
Explorer	Ignition Coil	5.0L	Eddie Bauer, Limited, XLT		IGC0107
F-150	Idle Air Control Valve	5.4L	Base, Lariat, XL, XLT	Gasket, Actual OE	ABV0028
F-150	Idle Air Control Valve	4.6L	Base, Lariat, XL, XLT	6, Actual OE	ABV0054
F-150	Idle Air Control Valve	4.6L	Base, Lariat, XL, XLT	W, Actual OE	ABV0054
F-150	Fuel Pump	4.2L, 4.6L, 5.4L	Base, Lariat, XL, XLT	120.0 / 304.8, 4WD, SPECIAL ORDER ONLY	FUP3303-D
F-150	Fuel Pump	4.2L, 4.6L	Base, Lariat, XL, XLT	120.0 / 304.8, RWD, SPECIAL ORDER ONLY	FUP3303-D
F-150	Fuel Pump	4.2L, 4.6L	Base, Lariat, XL, XLT	139.0 / 353.1, Extended Cab Pickup, SPECIAL ORDER ONLY	FUP3303-D

Vehicle	Part Type	Engine Size	Trim	Note(s)	Part Number
<b>1998 Ford (cont'd)</b>					
F-150	Fuel Pump	4.2L, 4.6L, 5.4L	Base, Lariat, XL, XLT	139.0 / 353.1, Standard Cab Pickup, SPECIAL ORDER ONLY	FUP3303-D
F-150	Fuel Pump	4.2L, 4.6L, 5.4L	Base, Lariat, XL, XLT	157.0 / 398.8, SPECIAL ORDER ONLY	FUP3303-D
F-150	Ignition Coil	4.6L	Base, Lariat, XL, XLT		IGC0107
F-150	Ignition Coil	4.2L	Austera, Base, XL, XLT		IGC0108
F-150	Mass Air Flow Sensor	4.2L	Austera, Base, XL, XLT	Actual OE	MAF0023
F-150	Mass Air Flow Sensor	4.6L, 5.4L	Base, Lariat, XL, XLT	Actual OE	MAF0037
F-250	Idle Air Control Valve	5.4L	Base, Lariat, XL, XLT	Gasket, Actual OE	ABV0028
F-250	Idle Air Control Valve	4.6L	Base, Lariat, XL, XLT	6, Actual OE	ABV0054
F-250	Idle Air Control Valve	4.6L	Base, Lariat, XL, XLT	W, Actual OE	ABV0054
F-250	Fuel Pump	4.6L	Base, Lariat, XL, XLT	139.0 / 353.1, Extended Cab Pickup, SPECIAL ORDER ONLY	FUP3303-D
F-250	Fuel Pump	4.6L, 5.4L	Base, Lariat, XL, XLT	139.0 / 353.1, Standard Cab Pickup, SPECIAL ORDER ONLY	FUP3303-D
F-250	Ignition Coil	4.6L	Base, Lariat, XL, XLT, XLT VIP		IGC0107
F-250	Mass Air Flow Sensor	4.6L, 5.4L	Base, Lariat, XL, XLT	Actual OE	MAF0037
Fiesta	Idle Air Control Valve	1.3L	Budget, Flair, Fun	Gaskets (2), Actual OE	ABV0044
Grand Marquis	Mass Air Flow Sensor	4.6L	Base, Equipado	MEX, Actual OE	MAF0028
Mustang	Idle Air Control Valve	4.6L	GT	X, Gasket, Actual OE	ABV0022
Mustang	Idle Air Control Valve	4.6L	SVT Cobra	V, Actual OE	ABV0065
Mustang	Ignition Coil	4.6L	Base, Equipado, GT, SVT Cobra, Semi-Equipado		IGC0107
Mustang	Ignition Coil	3.8L	Base		IGC0108
Mustang	Mass Air Flow Sensor	4.6L	GT, SVT Cobra	Actual OE	MAF0037
Mystique	Mass Air Flow Sensor	2.5L	LS	MEX, Actual OE	MAF0009
Ranger	Idle Air Control Valve	2.5L	Splash, XL, XLT	C, Gasket, Actual OE	ABV0016
Ranger	Idle Air Control Valve	3.0L	Splash, XL, XLT	U, Gaskets (2), Actual OE	ABV0066

Vehicle	Part Type	Engine Size	Trim	Note(s)	Part Number
<b>1998 Ford (cont'd)</b>					
Ranger	Idle Air Control Valve	4.0L	Splash, XL, XLT	X, Actual OE	ABV0067
Ranger	Fuel Pump	2.5L, 3.0L, 4.0L	Splash, XL, XLT	Extended Cab Pickup, SPECIAL ORDER ONLY	FUP3303-D
Ranger	Fuel Pump	2.5L, 3.0L, 4.0L	Splash, XL, XLT	Standard Cab Pickup, SPECIAL ORDER ONLY	FUP3303-D
Ranger	Ignition Coil	4.0L	Splash, XL, XLT		IGC0106
Ranger	Ignition Coil	2.5L	Splash, XL, XLT		IGC0107
Ranger	Ignition Coil	3.0L	Splash, XL, XLT	w/ Vertical Connector	IGC0108
Taurus	Idle Air Control Valve	3.0L	SE, SE Comfort	1, 12 valves, Gasket, Actual OE	ABV0015
Taurus	Idle Air Control Valve	3.0L	SE, SE Comfort	2, 12 valves, Gasket, Actual OE	ABV0015
Taurus	Idle Air Control Valve	3.0L	SE, SE Comfort	U, 12 valves, Gasket, Actual OE	ABV0015
Taurus	Idle Air Control Valve	3.4L	SHO	N, Gasket, Actual OE	ABV0017
Taurus	Idle Air Control Valve	3.0L	LX, SE Comfort	S, 24 valves, Actual OE	ABV0064
Taurus	Ignition Coil	3.0L	LX, SE, SE Comfort		IGC0108
Taurus	Mass Air Flow Sensor	3.4L	SHO	Actual OE	MAF0040
Windstar	Idle Air Control Valve	3.8L	Base, GL, LX, Limited	4, Gasket, Actual OE	ABV0018
Windstar	Idle Air Control Valve	3.0L	3.0L, Base, GL	U, Actual OE	ABV0048
Windstar	Ignition Coil	3.0L, 3.8L	3.0L, Base, GL, GL Plus, LX, Limited		IGC0108
Windstar	Mass Air Flow Sensor	3.8L	Base, GL, GL Plus, LX, Limited	Actual OE	MAF0023
<b>1999 Ford</b>					
Contour	Idle Air Control Valve	2.5L	SVT	G, Gasket, Actual OE	ABV0024
Contour	Idle Air Control Valve	2.5L	LX, SE	L, Gasket, Actual OE	ABV0024
Contour	Ignition Coil	2.5L	Base, LX, Power, SE, SVT		IGC0108
Contour	Ignition Coil	2.0L	LX, SE	From 03/05/1999	IGC0110
Contour	Mass Air Flow Sensor	2.0L	LX, SE	To 05/03/1999, Actual OE	MAF0008
Contour	Mass Air Flow Sensor	2.0L	LX, SE	From 05/03/1999, Actual OE	MAF0009
Contour	Mass Air Flow Sensor	2.5L	Base, LX, Power, SE, SVT	From 05/03/1999, Actual OE	MAF0023
Crown Victoria	Idle Air Control Valve	4.6L	Base, LX, S	Gasket, Actual OE	ABV0022

Vehicle	Part Type	Engine Size	Trim	Note(s)	Part Number
<b>1999 Ford (cont'd)</b>					
Crown Victoria	Mass Air Flow Sensor	4.6L	Base, LX, Police Interceptor, S	Actual OE	MAF0023
E-150 Econoline	Idle Air Control Valve	5.4L	Base, XL	L, Gasket, Actual OE	ABV0014
E-150 Econoline	Idle Air Control Valve	4.6L	Base	6, Actual OE	ABV0053
E-150 Econoline	Idle Air Control Valve	4.6L	Base, XL	W, Actual OE	ABV0053
E-150 Econoline	Fuel Pump	5.4L	Base, XL	3 PORTS, SPECIAL ORDER ONLY	FUP3303-D
E-150 Econoline	Ignition Coil	4.6L	Base, XL		IGC0107
E-150 Econoline	Ignition Coil	4.2L	Base, XL		IGC0108
E-150 Econoline	Mass Air Flow Sensor	4.6L, 5.4L	Base, XL	Actual OE	MAF0037
E-150 Econoline Club Wagon	Idle Air Control Valve	4.6L	Chateau, Custom, XLT	W, Actual OE	ABV0053
E-150 Econoline Club Wagon	Fuel Pump	5.4L	Chateau, Custom, XLT	MIDSHIP - 3 PORTS, SPECIAL ORDER ONLY	FUP3303-D
E-150 Econoline Club Wagon	Ignition Coil	4.6L	Chateau, Custom, XLT		IGC0107
E-150 Econoline Club Wagon	Ignition Coil	4.2L	Chateau, Custom, XLT		IGC0108
E-250 Econoline	Idle Air Control Valve	5.4L	Base, XL	CNG, Gasket, Actual OE	ABV0013
E-250 Econoline	Idle Air Control Valve	5.4L	Base, XL	BI-FUEL, Gasket, Actual OE	ABV0014
E-250 Econoline	Idle Air Control Valve	5.4L	Base, XL	GAS, Gasket, Actual OE	ABV0014
E-250 Econoline	Fuel Pump	5.4L	Base, XL	SPECIAL ORDER ONLY	FUP3303-D
E-250 Econoline	Ignition Coil	4.2L	Base, XL		IGC0108
E-250 Econoline	Mass Air Flow Sensor	5.4L	Base, XL	Actual OE	MAF0037
E-350 Econoline Club Wagon	Idle Air Control Valve	5.4L	Chateau, Custom, XLT	Z, BI-FUEL, Gasket, Actual OE	ABV0014
E-350 Econoline Club Wagon	Idle Air Control Valve	6.8L	Chateau, Custom, XLT	Gasket, Actual OE	ABV0030
E-350 Econoline Club Wagon	Fuel Pump	5.4L, 6.8L	Chateau, Custom, XLT	SPECIAL ORDER ONLY	FUP3303-D
E-350 Econoline Club Wagon	Mass Air Flow Sensor	5.4L	Chateau, Custom, XLT	Actual OE	MAF0037
E-350 Super Duty	Idle Air Control Valve	5.4L	Base, XL	CNG, Gasket, Actual OE	ABV0013
E-350 Super Duty	Idle Air Control Valve	5.4L	Base, XL	BI-FUEL, Gasket, Actual OE	ABV0014
E-350 Super Duty	Idle Air Control Valve	5.4L	Base, XL	GAS, Gasket, Actual OE	ABV0014



Vehicle	Part Type	Engine Size	Trim	Note(s)	Part Number
<b>1999 Ford (cont'd)</b>					
E-350 Super Duty	Idle Air Control Valve	6.8L	Base, XL	S, Gasket, Actual OE	ABV0030
E-350 Super Duty	Fuel Pump	5.4L, 6.8L	Base, XL	SPECIAL ORDER ONLY	FUP3303-D
E-350 Super Duty	Mass Air Flow Sensor	5.4L, 6.8L	Base, XL	Actual OE	MAF0037
Econoline Super Duty	Idle Air Control Valve	5.4L	Custom	CNG, Gasket, Actual OE	ABV0013
Econoline Super Duty	Idle Air Control Valve	6.8L	Custom	S, Gasket, Actual OE	ABV0030
Econoline Super Duty	Fuel Pump	5.4L, 6.8L	Base, Custom	SPECIAL ORDER ONLY	FUP3303-D
Econoline Super Duty	Mass Air Flow Sensor	5.4L, 6.8L	Custom	Actual OE	MAF0037
Escort	Idle Air Control Valve	2.0L	ZX2 Cool Coupe, ZX2 Equi, ZX2 Hot Coupe, ZX2 S/R, ZX2 Tipico	16 valves, Gaskets (2), Actual OE	ABV0044
Escort	Ignition Coil	2.0L	LX, SE, SE Equi	SOHC	IGC0107
Expedition	Idle Air Control Valve	5.4L	Eddie Bauer, XLT	Gasket, Actual OE	ABV0028
Expedition	Idle Air Control Valve	4.6L	Eddie Bauer, XLT	6, Actual OE	ABV0054
Expedition	Idle Air Control Valve	4.6L	Eddie Bauer, XLT	W, Actual OE	ABV0054
Expedition	Ignition Coil	4.6L	Eddie Bauer, XLT		IGC0107
Expedition	Mass Air Flow Sensor	4.6L, 5.4L	Eddie Bauer, XLT	Actual OE	MAF0040
Explorer	Idle Air Control Valve	5.0L	Eddie Bauer, XLS, XLT	P, Gasket, Actual OE	ABV0015
Explorer	Idle Air Control Valve	4.0L	Eddie Bauer, Sport, XL, XLS, XLT	E, Gasket, Actual OE	ABV0025
Explorer	Idle Air Control Valve	4.0L	Sport, XL, XLS, XLT	X, Actual OE	ABV0067
Explorer	Engine Camshaft Position Sensor	4.0L	Eddie Bauer, Limited, Sport, XL, XLS, XLT	SOHC	CPS7391HU-D
Explorer	Fuel Pump	4.0L	Sport	Mexico, 2, SPECIAL ORDER ONLY	FUP3303-D
Explorer	Ignition Coil	4.0L	Eddie Bauer, Limited, Sport, XL, XLS, XLT		IGC0106
Explorer	Ignition Coil	5.0L	Eddie Bauer, Limited, XLS, XLT		IGC0107
F53	Idle Air Control Valve	6.8L	Base	Gasket, Actual OE	ABV0030
F53	Fuel Pump	6.8L	Base	SPECIAL ORDER ONLY	FUP3303-D
F53	Mass Air Flow Sensor	6.8L	Base	Actual OE	MAF0040

Vehicle	Part Type	Engine Size	Trim	Note(s)	Part Number
<b>1999 Ford (cont'd)</b>					
F-150	Idle Air Control Valve	5.4L	Lightning	Gasket, Actual OE	ABV0024
F-150	Idle Air Control Valve	5.4L	Base, Lariat, XL, XLT	Gasket, Actual OE	ABV0028
F-150	Idle Air Control Valve	4.6L	Base, Lariat, XL, XLT	6, Actual OE	ABV0054
F-150	Ignition Coil	4.6L	Base, Lariat, XL, XLT		IGC0107
F-150	Ignition Coil	4.2L	Austera, Base, XL, XLT		IGC0108
F-150	Mass Air Flow Sensor	4.2L	Austera, Base, XL, XLT	Actual OE	MAF0023
F-150	Mass Air Flow Sensor	5.4L	Lightning	Actual OE	MAF0039
F-150	Mass Air Flow Sensor	4.6L	Base, Lariat, XL, XLT	Actual OE	MAF0040
F-150	Mass Air Flow Sensor	5.4L	Base, Lariat, XL, XLT	Naturally Aspirated, Actual OE	MAF0040
F-250	Idle Air Control Valve	5.4L	Base, Lariat, XL, XLT	Gasket, Actual OE	ABV0028
F-250	Ignition Coil	4.6L	Base, Lariat, XL, XLT, XLT VIP		IGC0107
F-250	Mass Air Flow Sensor	4.6L, 5.4L	Base, Lariat, XL, XLT	Actual OE	MAF0040
F-250 Super Duty	Idle Air Control Valve	5.4L	Lariat, XL, XLT	Gasket, Actual OE	ABV0014
F-250 Super Duty	Idle Air Control Valve	6.8L	Lariat, XL, XLT	S, Gasket, Actual OE	ABV0030
F-250 Super Duty	Mass Air Flow Sensor	5.4L, 6.8L	Lariat, XL, XLT	Actual OE	MAF0040
F-350 Super Duty	Idle Air Control Valve	5.4L	Lariat, XL, XLT	L, Gasket, Actual OE	ABV0014
F-350 Super Duty	Idle Air Control Valve	6.8L	Lariat, XL, XLT	S, Gasket, Actual OE	ABV0030
F-350 Super Duty	Mass Air Flow Sensor	5.4L, 6.8L	Lariat, XL, XLT	Actual OE	MAF0040
F-450 Super Duty	Idle Air Control Valve	6.8L	Lariat, XL, XLT	S, Gasket, Actual OE	ABV0030
F-450 Super Duty	Mass Air Flow Sensor	6.8L	Lariat, XL, XLT	Actual OE	MAF0040
F-550 Super Duty	Idle Air Control Valve	6.8L	Lariat, XL, XLT	S, Gasket, Actual OE	ABV0030
F-550 Super Duty	Mass Air Flow Sensor	6.8L	Lariat, XL, XLT	Actual OE	MAF0041
Fiesta	Idle Air Control Valve	1.3L	Base, High, Mid	Gaskets (2), Actual OE	ABV0044
Grand Marquis	Mass Air Flow Sensor	4.6L	Base, Equipado	MEX, Actual OE	MAF0028
Mustang	Idle Air Control Valve	4.6L	GT	X, Gasket, Actual OE	ABV0022

Vehicle	Part Type	Engine Size	Trim	Note(s)	Part Number
<b>1999 Ford (cont'd)</b>					
Mustang	Ignition Coil	3.8L	Base		IGC0108
Mustang	Ignition Coil	4.6L	SVT Cobra	DOHC	IGC0121
Ranger	Idle Air Control Valve	3.0L	XL, XLT	V, FLEX, Gasket, Actual OE	ABV0015
Ranger	Idle Air Control Valve	2.5L	XL, XLT	C, Gasket, Actual OE	ABV0016
Ranger	Idle Air Control Valve	3.0L	XL, XLT	U, Gaskets (2), Actual OE	ABV0066
Ranger	Idle Air Control Valve	4.0L	XL, XLT	X, Actual OE	ABV0067
Ranger	Ignition Coil	4.0L	XL, XLT		IGC0106
Ranger	Ignition Coil	2.5L	XL, XLT		IGC0107
Ranger	Ignition Coil	3.0L	XL, XLT	w/ Vertical Connector	IGC0108
Taurus	Idle Air Control Valve	3.0L	LX, SE	2, 12 valves, Gasket, Actual OE	ABV0015
Taurus	Idle Air Control Valve	3.0L	LX, SE	U, 12 valves, Gasket, Actual OE	ABV0015
Taurus	Idle Air Control Valve	3.4L	SHO	N, Gasket, Actual OE	ABV0017
Taurus	Idle Air Control Valve	3.0L	LX, SE	S, 24 valves, Actual OE	ABV0064
Taurus	Ignition Coil	3.0L	LX, SE		IGC0108
Taurus	Mass Air Flow Sensor	3.4L	SHO	Actual OE	MAF0040
Windstar	Idle Air Control Valve	3.8L	Base, LX, SE, SEL	4, Gasket, Actual OE	ABV0023
Windstar	Idle Air Control Valve	3.0L	3.0L, Base, SE, SEL	U, Actual OE	ABV0048
Windstar	Ignition Coil	3.0L, 3.8L	3.0L, Base, LX, LX Plus, SE, SEL		IGC0108
<b>2000 Ford</b>					
Contour	Idle Air Control Valve	2.5L	SVT	G, Gasket, Actual OE	ABV0024
Contour	Idle Air Control Valve	2.5L	LX, SE	L, Gasket, Actual OE	ABV0024
Contour	Ignition Coil	2.5L	Base, LX, Power, SE, SVT		IGC0108
Contour	Ignition Coil	2.0L	LX, SE		IGC0110
Contour	Mass Air Flow Sensor	2.0L	LX, SE	From 05/03/1999, Actual OE	MAF0009
Contour	Mass Air Flow Sensor	2.5L	Base, LX, Power, SE, SVT	Actual OE	MAF0023
Crown Victoria	Idle Air Control Valve	4.6L	Base, LX, S	Gasket, Actual OE	ABV0021
Crown Victoria	Mass Air Flow Sensor	4.6L	Base, LX, Police Interceptor, S	Actual OE	MAF0026
E-150 Econoline	Idle Air Control Valve	5.4L	Base, XL	L, Gasket, Actual OE	ABV0014

Vehicle	Part Type	Engine Size	Trim	Note(s)	Part Number
<b>2000 Ford (cont'd)</b>					
E-150 Econoline	Idle Air Control Valve	4.6L	Base, XL	W, Actual OE	ABV0053
E-150 Econoline	Ignition Coil	4.2L	Base, XL		IGC0108
E-150 Econoline	Mass Air Flow Sensor	4.6L, 5.4L	Base, XL	Actual OE	MAF0041
E-150 Econoline Club Wagon	Idle Air Control Valve	4.6L	Chateau, Custom, XLT	W, Actual OE	ABV0053
E-150 Econoline Club Wagon	Ignition Coil	4.2L	Chateau, Custom, XLT		IGC0108
E-150 Econoline Club Wagon	Mass Air Flow Sensor	4.6L, 5.4L	Chateau, Custom, XLT	Actual OE	MAF0041
E-250 Econoline	Idle Air Control Valve	5.4L	Base, XL	CNG, Gasket, Actual OE	ABV0013
E-250 Econoline	Idle Air Control Valve	5.4L	Base, XL	GAS, Gasket, Actual OE	ABV0014
E-250 Econoline	Ignition Coil	4.2L	Base, XL		IGC0108
E-250 Econoline	Mass Air Flow Sensor	4.2L, 5.4L	Base, XL	Actual OE	MAF0041
E-350 Econoline	Mass Air Flow Sensor	5.4L	Base	Actual OE	MAF0041
E-350 Econoline Club Wagon	Idle Air Control Valve	6.8L	Chateau, Custom, XLT	Gasket, Actual OE	ABV0030
E-350 Econoline Club Wagon	Mass Air Flow Sensor	5.4L, 6.8L	Chateau, Custom, XLT	Actual OE	MAF0041
E-350 Super Duty	Idle Air Control Valve	5.4L	Base, XL	CNG, Gasket, Actual OE	ABV0013
E-350 Super Duty	Idle Air Control Valve	5.4L	Base, XL	GAS, Gasket, Actual OE	ABV0014
E-350 Super Duty	Idle Air Control Valve	6.8L	Base, XL	S, Gasket, Actual OE	ABV0030
E-350 Super Duty	Mass Air Flow Sensor	5.4L, 6.8L	Base, XL	Actual OE	MAF0041
E-450 Econoline Super Duty	Idle Air Control Valve	5.4L	Custom	M, CNG, Gasket, Actual OE	ABV0014
E-450 Econoline Super Duty	Idle Air Control Valve	6.8L	Custom	Gasket, Actual OE	ABV0030
E-450 Econoline Super Duty	Mass Air Flow Sensor	6.8L	Custom	Actual OE	MAF0037
E-450 Econoline Super Duty	Mass Air Flow Sensor	5.4L	Custom	Actual OE	MAF0041
Escort	Ignition Coil	2.0L	LX	SOHC	IGC0107
Excursion	Idle Air Control Valve	5.4L	Limited, XLT	L, Gasket, Actual OE	ABV0014
Excursion	Idle Air Control Valve	6.8L	Limited, XLT	S, Gasket, Actual OE	ABV0030
Excursion	Mass Air Flow Sensor	5.4L, 6.8L, 7.3L	Limited, XLT	Actual OE	MAF0041
Expedition	Idle Air Control Valve	5.4L	Eddie Bauer, XLT	Gasket, Actual OE	ABV0028

Vehicle	Part Type	Engine Size	Trim	Note(s)	Part Number
<b>2000 Ford (cont'd)</b>					
Expedition	Idle Air Control Valve	4.6L	Eddie Bauer, XLT	6, Actual OE	ABV0054
Expedition	Idle Air Control Valve	4.6L	Eddie Bauer, XLT	W, Actual OE	ABV0054
Expedition	Mass Air Flow Sensor	4.6L, 5.4L	Eddie Bauer, XLT	Actual OE	MAF0040
Explorer	Idle Air Control Valve	5.0L	Eddie Bauer, Limited, XLS, XLT	P, Gasket, Actual OE	ABV0015
Explorer	Idle Air Control Valve	4.0L	Eddie Bauer, Limited, Postal, Sport, XL Fleet, XLS, XLT	E, Gasket, Actual OE	ABV0025
Explorer	Idle Air Control Valve	4.0L	Postal, Sport, XL Fleet, XLS, XLT	X, Actual OE	ABV0067
Explorer	Engine Camshaft Position Sensor	4.0L	Eddie Bauer, Limited, Postal, Sport, XL Fleet, XLS, XLT		CPS7391HU-D
Explorer	Fuel Pump	4.0L	Sport	Mexico, 2, SPECIAL ORDER ONLY	FUP3303-D
Explorer	Ignition Coil	4.0L	Eddie Bauer, Limited, Postal, Sport, XL Fleet, XLS, XLT		IGC0106
Explorer	Ignition Coil	5.0L	Eddie Bauer, Limited, XLS, XLT		IGC0107
F53	Idle Air Control Valve	6.8L	Base	Gasket, Actual OE	ABV0030
F53	Fuel Pump	6.8L	Base	SPECIAL ORDER ONLY	FUP3303-D
F53	Mass Air Flow Sensor	6.8L	Base	Actual OE	MAF0041
F-150	Idle Air Control Valve	5.4L	Lightning	Gasket, Actual OE	ABV0024
F-150	Idle Air Control Valve	5.4L	Base, Harley-Davidson Edition, Lariat, XL, XLT	Gasket, Actual OE	ABV0028
F-150	Ignition Coil	4.2L	Base, XL, XLT		IGC0108
F-150	Mass Air Flow Sensor	4.2L	Base, XL, XLT	Actual OE	MAF0023
F-150	Mass Air Flow Sensor	5.4L	Lightning	Actual OE	MAF0039
F-150	Mass Air Flow Sensor	4.6L	Base, Lariat, XL, XLT	Actual OE	MAF0040
F-150	Mass Air Flow Sensor	5.4L	Base, Harley-Davidson Edition, Lariat, XL, XLT	Naturally Aspirated, Actual OE	MAF0040
F-250	Mass Air Flow Sensor	4.6L	XL, XLT	MEX, Actual OE	MAF0040
F-250 Super Duty	Idle Air Control Valve	5.4L	Lariat, XL, XLT	Gasket, Actual OE	ABV0014
F-250 Super Duty	Idle Air Control Valve	6.8L	Lariat, XL, XLT	S, Gasket, Actual OE	ABV0030

Vehicle	Part Type	Engine Size	Trim	Note(s)	Part Number
<b>2000 Ford (cont'd)</b>					
F-250 Super Duty	Mass Air Flow Sensor	5.4L, 6.8L	Lariat, XL, XLT	Actual OE	MAF0041
F-350 Super Duty	Idle Air Control Valve	5.4L	Lariat, XL, XLT	L, Gasket, Actual OE	ABV0014
F-350 Super Duty	Idle Air Control Valve	6.8L	Lariat, XL, XLT	S, Gasket, Actual OE	ABV0030
F-350 Super Duty	Mass Air Flow Sensor	5.4L, 6.8L	Lariat, XL, XLT	Actual OE	MAF0041
F-450 Super Duty	Idle Air Control Valve	6.8L	Lariat, XL, XLT	S, Gasket, Actual OE	ABV0030
F-450 Super Duty	Mass Air Flow Sensor	6.8L	Lariat, XL, XLT	Actual OE	MAF0041
F-550 Super Duty	Idle Air Control Valve	6.8L	Lariat, XL, XLT	S, Gasket, Actual OE	ABV0030
F-550 Super Duty	Mass Air Flow Sensor	6.8L	Lariat, XL, XLT	Actual OE	MAF0041
Focus	Idle Air Control Valve	2.0L	SE, Sony Limited Edition, ZTS, ZX3	3, 16 valves, Actual OE	ABV0038
Focus	Ignition Coil	2.0L	LX, SE, Sony Limited Edition, ZTS, ZX3		IGC0110
Mustang	Idle Air Control Valve	4.6L	GT	X, Gasket, Actual OE	ABV0022
Mustang	Ignition Coil	3.8L	Base		IGC0108
Ranger	Idle Air Control Valve	3.0L	XL, XLT	V, FLEX, Gasket, Actual OE	ABV0015
Ranger	Idle Air Control Valve	2.5L	XL, XLT	C, Gasket, Actual OE	ABV0016
Ranger	Idle Air Control Valve	4.0L	XL, XLT	Actual OE	ABV0069
Ranger	Ignition Coil	4.0L	XL, XLT		IGC0106
Ranger	Ignition Coil	2.5L	XL, XLT		IGC0107
Ranger	Ignition Coil	3.0L	XL, XLT	w/ Vertical Connector	IGC0108
Sable	Idle Air Control Valve	3.0L	LS	MEX, Gasket, Actual OE	ABV0002
Taurus	Idle Air Control Valve	3.0L	SE, SE Comfort, SVG	S, 24 valves, Gasket, Actual OE	ABV0026
Taurus	Idle Air Control Valve	3.0L	LX, SE, SE Comfort, SVG	2, 12 valves, Actual OE	ABV0058
Taurus	Idle Air Control Valve	3.0L	LX, SE, SE Comfort, SVG	U, 12 valves, Actual OE	ABV0058
Taurus	Ignition Coil	3.0L	LX, SE, SE Comfort, SEL, SES, SVG	OHV	IGC0108
Taurus	Ignition Coil	3.0L	SE, SE Comfort, SEL, SVG	DOHC, w/ Magnetic Shield for EMI Protection	IGC0148
Taurus	Ignition Coil	3.0L	SE, SE Comfort, SEL, SVG	DOHC, w/o Magnetic Shield for EMI Protection	IGC0181

Vehicle	Part Type	Engine Size	Trim	Note(s)	Part Number
<b>2000 Ford (cont'd)</b>					
Windstar	Idle Air Control Valve	3.8L	Base, LX, Limited, SE, SEL	4, Gasket, Actual OE	ABV0023
Windstar	Idle Air Control Valve	3.0L	Base, SE, SEL	U, Actual OE	ABV0048
Windstar	Ignition Coil	3.0L, 3.8L	Base, LX, LX Plus, Limited, SE, SEL		IGC0108
<b>2001 Ford</b>					
Crown Victoria	Idle Air Control Valve	4.6L	Base, LX, S	Gasket, Actual OE	ABV0021
Crown Victoria	Mass Air Flow Sensor	4.6L	Base, LX, Police Interceptor, S	Actual OE	MAF0026
E-150 Econoline	Idle Air Control Valve	5.4L	Base	L, Gasket, Actual OE	ABV0014
E-150 Econoline	Idle Air Control Valve	4.6L	Base	W, Actual OE	ABV0053
E-150 Econoline	Ignition Coil	4.2L	Base		IGC0111
E-150 Econoline	Mass Air Flow Sensor	4.6L, 5.4L	Base	Actual OE	MAF0041
E-150 Econoline Club Wagon	Idle Air Control Valve	4.6L	Chateau, XL, XLT	W, Actual OE	ABV0053
E-150 Econoline Club Wagon	Ignition Coil	4.2L	Chateau, XL, XLT		IGC0111
E-150 Econoline Club Wagon	Mass Air Flow Sensor	4.6L, 5.4L	Chateau, XL, XLT	Actual OE	MAF0041
E-250 Econoline	Idle Air Control Valve	5.4L	Base	CNG, Gasket, Actual OE	ABV0013
E-250 Econoline	Idle Air Control Valve	5.4L	Base	GAS, Gasket, Actual OE	ABV0014
E-250 Econoline	Ignition Coil	4.2L	Base		IGC0111
E-250 Econoline	Mass Air Flow Sensor	5.4L	Base	Actual OE	MAF0041
E-350 Econoline Club Wagon	Idle Air Control Valve	6.8L	Chateau, XL, XLT	Gasket, Actual OE	ABV0030
E-350 Econoline Club Wagon	Mass Air Flow Sensor	5.4L, 6.8L	Chateau, XL, XLT	Actual OE	MAF0041
E-350 Super Duty	Idle Air Control Valve	5.4L	Base	CNG, Gasket, Actual OE	ABV0013
E-350 Super Duty	Idle Air Control Valve	5.4L	Base	GAS, Gasket, Actual OE	ABV0014
E-350 Super Duty	Idle Air Control Valve	6.8L	Base	S, Gasket, Actual OE	ABV0030
E-350 Super Duty	Mass Air Flow Sensor	5.4L, 6.8L	Base	Actual OE	MAF0041
E-450 Econoline Super Duty	Idle Air Control Valve	5.4L	Custom	M, CNG, Gasket, Actual OE	ABV0014
E-450 Econoline Super Duty	Idle Air Control Valve	6.8L	Custom	Gasket, Actual OE	ABV0030

Vehicle	Part Type	Engine Size	Trim	Note(s)	Part Number
<b>2001 Ford (cont'd)</b>					
E-450 Econoline Super Duty	Mass Air Flow Sensor	5.4L, 6.8L	Custom	Actual OE	MAF0041
Escape	Idle Air Control Valve	3.0L	XLS, XLT	1, Gasket, Actual OE	ABV0026
Escape	Idle Air Control Valve	2.0L	XLS, XLT	B, Actual OE	ABV0038
Escape	Engine Crankshaft Position Sensor	2.0L	XLS, XLT		CPS8127HU-D
Escape	Ignition Coil	2.0L	XLS, XLT		IGC0110
Escape	Ignition Coil	3.0L	XLS, XLT	w/ Magnetic Shield for EMI Protection	IGC0148
Escape	Ignition Coil	3.0L	XLS, XLT	w/o Magnetic Shield for EMI Protection	IGC0181
Escape	Power Steering Pump	3.0L	XLS, XLT	2 washers, Actual OE	PSP0045
Escape	Engine Water Pump	2.0L	XLS, XLT	Actual OE	WUP0013
Escort	Ignition Coil	2.0L	SE	SOHC	IGC0107
Excursion	Idle Air Control Valve	5.4L	Limited, XLT	L, Gasket, Actual OE	ABV0014
Excursion	Idle Air Control Valve	6.8L	Limited, XLT	S, Gasket, Actual OE	ABV0030
Excursion	Mass Air Flow Sensor	5.4L, 6.8L, 7.3L	Limited, XLT	Actual OE	MAF0041
Expedition	Idle Air Control Valve	5.4L	Eddie Bauer, XLT	Gasket, Actual OE	ABV0028
Expedition	Idle Air Control Valve	4.6L	Eddie Bauer, XLT	W, Actual OE	ABV0054
Expedition	Mass Air Flow Sensor	4.6L, 5.4L	Eddie Bauer, XLT	Actual OE	MAF0040
Explorer	Idle Air Control Valve	5.0L	Eddie Bauer, Limited, XLT	P, Gasket, Actual OE	ABV0015
Explorer	Idle Air Control Valve	4.0L	Eddie Bauer, Limited, Postal, XL Fleet, XLS, XLT	E, Gasket, Actual OE	ABV0025
Explorer	Engine Camshaft Position Sensor	4.0L	Eddie Bauer, Limited, Postal, XL Fleet, XLS, XLT		CPS7391HU-D
Explorer	Ignition Coil	4.0L	Eddie Bauer, Limited, Postal, XL Fleet, XLS, XLT		IGC0106
Explorer	Ignition Coil	5.0L	Eddie Bauer, Limited, XLT		IGC0107
Explorer Sport Trac	Idle Air Control Valve	4.0L	Base	To 07/24/2000, E, Gasket, Actual OE	ABV0025
Explorer Sport Trac	Ignition Coil	4.0L	Base		IGC0106
F53	Idle Air Control Valve	6.8L	Base	Gasket, Actual OE	ABV0030
F53	Fuel Pump	6.8L	Base	SPECIAL ORDER ONLY	FUP3303-D



Vehicle	Part Type	Engine Size	Trim	Note(s)	Part Number
<b>2001 Ford (cont'd)</b>					
F53	Mass Air Flow Sensor	6.8L	Base	Actual OE	MAF0041
F-150	Idle Air Control Valve	5.4L	Lightning	Gasket, Actual OE	ABV0024
F-150	Idle Air Control Valve	5.4L	Harley-Davidson Edition, King Ranch, Lariat, XL, XLT	Gasket, Actual OE	ABV0028
F-150	Ignition Coil	4.2L	XL, XLT		IGC0111
F-150	Mass Air Flow Sensor	4.2L	XL, XLT	Actual OE	MAF0023
F-150	Mass Air Flow Sensor	4.6L	King Ranch, Lariat, XL, XLT	Actual OE	MAF0040
F-150	Mass Air Flow Sensor	5.4L	Harley-Davidson Edition, King Ranch, Lariat, XL, XLT	Naturally Aspirated, Actual OE	MAF0040
F-150	Mass Air Flow Sensor	5.4L	Lightning	Supercharged, Actual OE	MAF0046
F-250	Idle Air Control Valve	5.4L	XLT	MEX, Gasket, Actual OE	ABV0028
F-250	Mass Air Flow Sensor	4.6L	XL	MEX, Actual OE	MAF0040
F-250 Super Duty	Idle Air Control Valve	5.4L	Lariat, XL, XLT	Gasket, Actual OE	ABV0014
F-250 Super Duty	Idle Air Control Valve	6.8L	Lariat, XL, XLT	S, Gasket, Actual OE	ABV0030
F-250 Super Duty	Mass Air Flow Sensor	5.4L, 6.8L	Lariat, XL, XLT	Actual OE	MAF0041
F-350 Super Duty	Idle Air Control Valve	5.4L	Lariat, XL, XLT	L, Gasket, Actual OE	ABV0014
F-350 Super Duty	Idle Air Control Valve	6.8L	Lariat, XL, XLT	S, Gasket, Actual OE	ABV0030
F-350 Super Duty	Mass Air Flow Sensor	5.4L, 6.8L	Lariat, XL, XLT	Actual OE	MAF0041
F-450 Super Duty	Idle Air Control Valve	6.8L	Lariat, XL, XLT	S, Gasket, Actual OE	ABV0030
F-450 Super Duty	Mass Air Flow Sensor	6.8L	Lariat, XL, XLT	Actual OE	MAF0041
F-550 Super Duty	Idle Air Control Valve	6.8L	Lariat, XL, XLT	S, Gasket, Actual OE	ABV0030
F-550 Super Duty	Mass Air Flow Sensor	6.8L	Lariat, XL, XLT	Actual OE	MAF0041
Focus	Idle Air Control Valve	2.0L	SE, ZTS, ZX3	3, 16 valves, Actual OE	ABV0038
Focus	Ignition Coil	2.0L	LX, SE, ZTS, ZX3		IGC0110
Mondeo	Engine Water Pump	2.0L, 2.5L	Core, Trend	MEX, Actual OE	WUP0013
Mustang	Idle Air Control Valve	4.6L	GT Bullitt	Gasket, Actual OE	ABV0020

Vehicle	Part Type	Engine Size	Trim	Note(s)	Part Number
<b>2001 Ford (cont'd)</b>					
Mustang	Idle Air Control Valve	4.6L	GT	Gasket, Actual OE	ABV0022
Mustang	Ignition Coil	3.8L	Base		IGC0111
Mustang	Ignition Coil	4.6L	SVT Cobra	DOHC	IGC0121
Ranger	Idle Air Control Valve	3.0L	Edge, XL, XLT	U, Gasket, Actual OE	ABV0015
Ranger	Idle Air Control Valve	3.0L	Edge, XL, XLT	V, FLEX, Gasket, Actual OE	ABV0015
Ranger	Idle Air Control Valve	2.5L	XL, XLT	C, Gasket, Actual OE	ABV0016
Ranger	Ignition Coil	4.0L	Edge, XL, XLT		IGC0106
Ranger	Ignition Coil	2.5L	XL, XLT		IGC0107
Ranger	Ignition Coil	3.0L	Edge, XL, XLT		IGC0111
Ranger	Ignition Coil	2.3L	XL, XLT		IGC0112
Ranger	Engine Water Pump	2.3L	XL, XLT	Actual OE	WUP0013
Sable	Idle Air Control Valve	3.0L	LS	MEX, Gasket, Actual OE	ABV0002
Taurus	Idle Air Control Valve	3.0L	SE	S, 24 valves, Gasket, Actual OE	ABV0002
Taurus	Idle Air Control Valve	3.0L	LX, SE	2, 12 valves, Gasket, Actual OE	ABV0004
Taurus	Idle Air Control Valve	3.0L	LX, SE	U, 12 valves, Gasket, Actual OE	ABV0004
Taurus	Ignition Coil	3.0L	LX, SE, SEL, SES		IGC0111
Windstar	Idle Air Control Valve	3.8L	Base, LX, LX Plus, Limited, SE, SE Sport, SEL	Gasket, Actual OE	ABV0006
Windstar	Ignition Coil	3.8L	Base, LX, LX Plus, Limited, SE, SE Sport, SEL		IGC0111
<b>2002 Ford</b>					
Crown Victoria	Idle Air Control Valve	4.6L	Base, LWB, LX, Police Interceptor, S	Gasket, Actual OE	ABV0021
Crown Victoria	Mass Air Flow Sensor	4.6L	Base, LWB, LX, Police Interceptor, S	Actual OE	MAF0026
E-150 Econoline	Idle Air Control Valve	5.4L	Base	L, Gasket, Actual OE	ABV0014
E-150 Econoline	Ignition Coil	4.2L	Base		IGC0111
E-150 Econoline	Mass Air Flow Sensor	4.6L, 5.4L	Base	Actual OE	MAF0041
E-150 Econoline Club Wagon	Ignition Coil	4.2L	Chateau, XL, XLT		IGC0111
E-150 Econoline Club Wagon	Mass Air Flow Sensor	4.6L, 5.4L	Chateau, XL, XLT	Actual OE	MAF0041
E-250 Econoline	Idle Air Control Valve	5.4L	Base	CNG, Gasket, Actual OE	ABV0013
E-250 Econoline	Idle Air Control Valve	5.4L	Base	GAS, Gasket, Actual OE	ABV0014

Vehicle	Part Type	Engine Size	Trim	Note(s)	Part Number
<b>2002 Ford (cont'd)</b>					
E-250 Econoline	Ignition Coil	4.2L	Base		IGC0111
E-250 Econoline	Mass Air Flow Sensor	5.4L	Base	Actual OE	MAF0041
E-350 Econoline Club Wagon	Idle Air Control Valve	6.8L	Chateau, XL, XLT	Gasket, Actual OE	ABV0030
E-350 Econoline Club Wagon	Mass Air Flow Sensor	5.4L, 6.8L	Chateau, XL, XLT	Actual OE	MAF0041
E-350 Super Duty	Idle Air Control Valve	5.4L	Base	CNG, Gasket, Actual OE	ABV0013
E-350 Super Duty	Idle Air Control Valve	5.4L	Base	GAS, Gasket, Actual OE	ABV0014
E-350 Super Duty	Idle Air Control Valve	6.8L	Base	S, Gasket, Actual OE	ABV0030
E-350 Super Duty	Mass Air Flow Sensor	5.4L, 6.8L	Base	Actual OE	MAF0041
E-450 Econoline Super Duty	Idle Air Control Valve	5.4L	Custom	M, CNG, Gasket, Actual OE	ABV0014
E-450 Econoline Super Duty	Idle Air Control Valve	6.8L	Custom	Gasket, Actual OE	ABV0030
E-450 Econoline Super Duty	Mass Air Flow Sensor	5.4L, 6.8L	Custom	Actual OE	MAF0041
E-550 Econoline Super Duty	Idle Air Control Valve	6.8L	Custom	Gasket, Actual OE	ABV0030
E-550 Econoline Super Duty	Mass Air Flow Sensor	6.8L	Custom	Actual OE	MAF0041
Escape	Idle Air Control Valve	3.0L	XLS, XLT	1, Gasket, Actual OE	ABV0026
Escape	Idle Air Control Valve	2.0L	XLS, XLT	B, Actual OE	ABV0038
Escape	Engine Crankshaft Position Sensor	2.0L	XLS, XLT		CPS8127HU-D
Escape	Ignition Coil	2.0L	XLS, XLT		IGC0110
Escape	Ignition Coil	3.0L	XLS, XLT	w/ Magnetic Shield for EMI Protection	IGC0148
Escape	Ignition Coil	3.0L	XLS, XLT	w/o Magnetic Shield for EMI Protection	IGC0181
Escape	Power Steering Pump	3.0L	XLS, XLT	2 washers, Actual OE	PSP0045
Escape	Engine Water Pump	2.0L	XLS, XLT	Actual OE	WUP0013
Escort	Ignition Coil	2.0L	SE	SOHC	IGC0107
Excursion	Idle Air Control Valve	5.4L	Limited, XLT	L, Gasket, Actual OE	ABV0014
Excursion	Idle Air Control Valve	6.8L	Limited, XLT	S, Gasket, Actual OE	ABV0030
Excursion	Mass Air Flow Sensor	5.4L, 6.8L, 7.3L	Limited, XLT	Actual OE	MAF0041

Vehicle	Part Type	Engine Size	Trim	Note(s)	Part Number
<b>2002 Ford (cont'd)</b>					
Expedition	Idle Air Control Valve	5.4L	Eddie Bauer, XLT	Gasket, Actual OE	ABV0028
Expedition	Mass Air Flow Sensor	4.6L, 5.4L	Eddie Bauer, XLT	Actual OE	MAF0040
Explorer	Idle Air Control Valve	4.6L	Eddie Bauer, Limited, XLT	Gasket, Actual OE	ABV0010
Explorer	Ignition Coil	4.0L	Eddie Bauer, Limited, Postal, XLS, XLT		IGC0106
Explorer	Ignition Coil	4.6L	Eddie Bauer, Limited, XLT		IGC0113
Explorer	Mass Air Flow Sensor	4.6L	Eddie Bauer, Limited, XLT	Actual OE	MAF0068
Explorer Sport Trac	Ignition Coil	4.0L	XL		IGC0106
F53	Idle Air Control Valve	6.8L	Base	Gasket, Actual OE	ABV0030
F53	Fuel Pump	6.8L	Base	SPECIAL ORDER ONLY	FUP3303-D
F53	Mass Air Flow Sensor	6.8L	Base	Actual OE	MAF0041
F-150	Idle Air Control Valve	5.4L	Harley-Davidson Edition, Lightning	3, Gasket, Actual OE	ABV0024
F-150	Idle Air Control Valve	5.4L	King Ranch, Lariat, XL, XLT	Gasket, Actual OE	ABV0028
F-150	Ignition Coil	4.2L	XL, XLT		IGC0111
F-150	Mass Air Flow Sensor	4.2L	XL, XLT	Actual OE	MAF0023
F-150	Mass Air Flow Sensor	4.6L	King Ranch, Lariat, XL, XLT	Actual OE	MAF0040
F-150	Mass Air Flow Sensor	5.4L	King Ranch, Lariat, XL, XLT	Naturally Aspirated, Actual OE	MAF0040
F-150	Mass Air Flow Sensor	5.4L	Harley-Davidson Edition, Lightning	Supercharged, Actual OE	MAF0046
F-250	Mass Air Flow Sensor	4.6L	XL, XLT	MEX, Actual OE	MAF0040
F-250 Super Duty	Idle Air Control Valve	5.4L	Lariat, XL, XLT	Gasket, Actual OE	ABV0014
F-250 Super Duty	Idle Air Control Valve	6.8L	Lariat, XL, XLT	S, Gasket, Actual OE	ABV0030
F-250 Super Duty	Mass Air Flow Sensor	5.4L, 6.8L	Lariat, XL, XLT	Actual OE	MAF0041
F-350 Super Duty	Idle Air Control Valve	5.4L	Lariat, XL, XLT	L, Gasket, Actual OE	ABV0014
F-350 Super Duty	Idle Air Control Valve	6.8L	Lariat, XL, XLT	S, Gasket, Actual OE	ABV0030
F-350 Super Duty	Mass Air Flow Sensor	5.4L, 6.8L	Lariat, XL, XLT	Actual OE	MAF0041
F-450 Super Duty	Idle Air Control Valve	6.8L	Lariat, XL, XLT	S, Gasket, Actual OE	ABV0030

Vehicle	Part Type	Engine Size	Trim	Note(s)	Part Number
<b>2002 Ford (cont'd)</b>					
F-450 Super Duty	Mass Air Flow Sensor	6.8L	Lariat, XL, XLT	Actual OE	MAF0041
F-550 Super Duty	Idle Air Control Valve	6.8L	Lariat, XL, XLT	S, Gasket, Actual OE	ABV0030
F-550 Super Duty	Mass Air Flow Sensor	6.8L	Lariat, XL, XLT	Actual OE	MAF0041
Fiesta Ikon	Idle Air Control Valve	1.6L	Base	MEX, Gasket, Actual OE	ABV0012
Focus	Idle Air Control Valve	2.0L	SE, ZTS, ZTW, ZX3, ZX5	3, 16 valves, Actual OE	ABV0038
Focus	Ignition Coil	2.0L	Base, LX, Manual, SE, SVT, ZTS, ZTW, ZX3, ZX5		IGC0110
Focus	Power Steering Pump	2.0L	LX, SE	SOHC, 2 washers, Actual OE	PSP0047
Grand Marquis	Idle Air Control Valve	4.6L	Base, Equipado	MEX, Gasket, Actual OE	ABV0009
Lobo	Idle Air Control Valve	5.4L	Base, Harley-Davidson Edition, King Ranch, Lariat, XLT	MEX, Gasket, Actual OE	ABV0028
Mondeo	Idle Air Control Valve	2.5L	Ghia, Trend	MEX, Gasket, Actual OE	ABV0009
Mondeo	Engine Water Pump	2.0L, 2.5L	Core, Ghia, Trend	MEX, Actual OE	WUP0013
Mustang	Idle Air Control Valve	4.6L	GT	Gasket, Actual OE	ABV0010
Mustang	Ignition Coil	3.8L	Base		IGC0111
Mustang	Mass Air Flow Sensor	4.6L	Base, Equipado, GT	Actual OE	MAF0041
Mustang	Mass Air Flow Sensor	4.6L	Base, Equipado, GT	Actual OE	MAF0046
Ranger	Idle Air Control Valve	3.0L	Edge, XL, XLT	U, Gasket, Actual OE	ABV0015
Ranger	Idle Air Control Valve	3.0L	Edge, XL, XLT	V, FLEX, Gasket, Actual OE	ABV0015
Ranger	Ignition Coil	4.0L	Edge, XL, XLT		IGC0106
Ranger	Ignition Coil	3.0L	Edge, Sport, XL, XLT		IGC0111
Ranger	Ignition Coil	2.3L	XL, XLT		IGC0112
Ranger	Engine Water Pump	2.3L	XL, XLT	Actual OE	WUP0013
Taurus	Idle Air Control Valve	3.0L	SE	S, 24 valves, Gasket, Actual OE	ABV0002
Taurus	Idle Air Control Valve	3.0L	LX, SE	2, 12 valves, Gasket, Actual OE	ABV0004
Taurus	Idle Air Control Valve	3.0L	LX, SE	U, 12 valves, Gasket, Actual OE	ABV0004
Taurus	Ignition Coil	3.0L	LX, SE, SEL, SES		IGC0111
Thunderbird	Idle Air Control Valve	3.9L	Base	A, Gasket, Actual OE	ABV0037
Thunderbird	Ignition Coil	3.9L	Base, Neiman Marcus		IGC0115

Vehicle	Part Type	Engine Size	Trim	Note(s)	Part Number
<b>2002 Ford (cont'd)</b>					
Thunderbird	Mass Air Flow Sensor	3.9L	Base, Neiman Marcus	Actual OE	MAF0026
Windstar	Idle Air Control Valve	3.8L	Base, LX, Limited, SE, SE Sport, SEL	Gasket, Actual OE	ABV0006
Windstar	Ignition Coil	3.8L	Base, LX, LX Plus, Limited, SE, SE Sport, SEL		IGC0111
<b>2003 Ford</b>					
Crown Victoria	Idle Air Control Valve	4.6L	Base, LWB, LX, Police Interceptor, S	Gasket, Actual OE	ABV0011
Crown Victoria	Mass Air Flow Sensor	4.6L	Base, LWB, LX, Police Interceptor, S	Actual OE	MAF0028
E-150	Idle Air Control Valve	4.6L	Base	Gasket, Actual OE	ABV0008
E-150	Idle Air Control Valve	5.4L	Base	Gasket, Actual OE	ABV0014
E-150	Ignition Coil	4.2L	Base, XL		IGC0111
E-150	Mass Air Flow Sensor	4.6L, 5.4L	Base, XL	Actual OE	MAF0041
E-150 Club Wagon	Idle Air Control Valve	4.6L	Chateau, XL, XLT	Gasket, Actual OE	ABV0008
E-150 Club Wagon	Idle Air Control Valve	5.4L	Chateau, XL, XLT	Gasket, Actual OE	ABV0014
E-150 Club Wagon	Ignition Coil	4.2L	Chateau, XL, XLT		IGC0111
E-150 Club Wagon	Mass Air Flow Sensor	4.6L, 5.4L	Chateau, XL, XLT	Actual OE	MAF0041
E-250	Idle Air Control Valve	4.6L	Base	Gasket, Actual OE	ABV0008
E-250	Idle Air Control Valve	5.4L	Base	M, CNG, Gasket, Actual OE	ABV0014
E-250	Ignition Coil	4.2L	Base		IGC0111
E-250	Ignition Coil	4.6L	Base		IGC0113
E-250	Mass Air Flow Sensor	4.6L	Base	Actual OE	MAF0012
E-250	Mass Air Flow Sensor	4.6L, 5.4L	Base	Actual OE	MAF0041
E-350 Club Wagon	Idle Air Control Valve	5.4L	Chateau, XL, XLT	M, CNG, Gasket, Actual OE	ABV0014
E-350 Club Wagon	Idle Air Control Valve	6.8L	Chateau, XL, XLT	Gasket, Actual OE	ABV0030
E-350 Club Wagon	Mass Air Flow Sensor	5.4L, 6.8L	Chateau, XL, XLT	Actual OE	MAF0041
E-350 Super Duty	Idle Air Control Valve	5.4L	Base	M, CNG, Gasket, Actual OE	ABV0014
E-350 Super Duty	Idle Air Control Valve	6.8L	Base	Gasket, Actual OE	ABV0030
E-350 Super Duty	Mass Air Flow Sensor	5.4L, 6.8L	Base	Actual OE	MAF0041

Vehicle	Part Type	Engine Size	Trim	Note(s)	Part Number
<b>2003 Ford (cont'd)</b>					
E-450 Super Duty	Idle Air Control Valve	5.4L	Custom	L, Gasket, Actual OE	ABV0014
E-450 Super Duty	Idle Air Control Valve	6.8L	Custom	S, Gasket, Actual OE	ABV0030
E-450 Super Duty	Mass Air Flow Sensor	5.4L, 6.8L	Custom	Actual OE	MAF0041
E-550 Super Duty	Idle Air Control Valve	6.8L	Custom	S, Gasket, Actual OE	ABV0030
E-550 Super Duty	Mass Air Flow Sensor	6.8L	Custom	Actual OE	MAF0041
Escape	Idle Air Control Valve	3.0L	Limited, XLS, XLT	1, Gasket, Actual OE	ABV0027
Escape	Idle Air Control Valve	2.0L	XLS, XLT	B, Actual OE	ABV0038
Escape	Engine Crankshaft Position Sensor	2.0L	XLS, XLT		CPS8127HU-D
Escape	Ignition Coil	2.0L	XLS, XLT		IGC0110
Escape	Ignition Coil	3.0L	Limited, XLS, XLT	w/ Magnetic Shield for EMI Protection	IGC0148
Escape	Ignition Coil	3.0L	Limited, XLS, XLT	w/o Magnetic Shield for EMI Protection	IGC0181
Escape	Power Steering Pump	3.0L	Limited, XLS, XLT	2 washers, Actual OE	PSP0045
Escape	Engine Water Pump	2.0L	XLS, XLT	Actual OE	WUP0013
Excursion	Idle Air Control Valve	5.4L	Eddie Bauer, Limited, XLT	L, Gasket, Actual OE	ABV0014
Excursion	Idle Air Control Valve	6.8L	Eddie Bauer, Limited, XLT	S, Gasket, Actual OE	ABV0030
Excursion	Mass Air Flow Sensor	5.4L, 6.8L, 7.3L	Eddie Bauer, Limited, XLT	Actual OE	MAF0041
Expedition	Idle Air Control Valve	4.6L	Eddie Bauer, XLT	From 12/17/2002, Gasket, Actual OE	ABV0005
Expedition	Idle Air Control Valve	4.6L	Eddie Bauer, XLT	To 12/17/2002, Gasket, Actual OE	ABV0008
Expedition	Idle Air Control Valve	5.4L	Eddie Bauer, XLT	Gasket, Actual OE	ABV0028
Expedition	Ignition Coil	4.6L, 5.4L	Eddie Bauer, XLT		IGC0113
Expedition	Mass Air Flow Sensor	4.6L, 5.4L	Eddie Bauer, XLT	Actual OE	MAF0044
Explorer	Idle Air Control Valve	4.6L	Eddie Bauer, Limited, XLT	Gasket, Actual OE	ABV0010
Explorer	Ignition Coil	4.0L	Eddie Bauer, Limited, Postal, XLS, XLT		IGC0106
Explorer	Ignition Coil	4.6L	Eddie Bauer, Limited, XLT		IGC0113
Explorer	Mass Air Flow Sensor	4.6L	Eddie Bauer, Limited, XLT	Actual OE	MAF0068

Vehicle	Part Type	Engine Size	Trim	Note(s)	Part Number
<b>2003 Ford (cont'd)</b>					
Explorer Sport Trac	Ignition Coil	4.0L	XLS, XLT		IGC0106
F53	Idle Air Control Valve	6.8L	Base	Gasket, Actual OE	ABV0030
F53	Fuel Pump	6.8L	Base	SPECIAL ORDER ONLY	FUP3303-D
F53	Mass Air Flow Sensor	6.8L	Base	Actual OE	MAF0041
F-150	Idle Air Control Valve	4.6L	King Ranch, Lariat, XL, XLT	Gasket, Actual OE	ABV0008
F-150	Idle Air Control Valve	5.4L	Harley-Davidson Edition, Lightning	3, Gasket, Actual OE	ABV0024
F-150	Idle Air Control Valve	5.4L	King Ranch, Lariat, XL, XLT	Gasket, Actual OE	ABV0028
F-150	Ignition Coil	4.2L	XL, XLT		IGC0111
F-150	Mass Air Flow Sensor	4.2L	XL, XLT	Actual OE	MAF0023
F-150	Mass Air Flow Sensor	4.6L	King Ranch, Lariat, XL, XLT	Actual OE	MAF0040
F-150	Mass Air Flow Sensor	5.4L	King Ranch, Lariat, XL, XLT	Naturally Aspirated, Actual OE	MAF0040
F-150	Mass Air Flow Sensor	5.4L	Harley-Davidson Edition, Lightning	Supercharged, Actual OE	MAF0046
F-250	Mass Air Flow Sensor	4.6L	XL, XLT	MEX, Actual OE	MAF0040
F-250 Super Duty	Idle Air Control Valve	5.4L	Lariat, XL, XLT	Gasket, Actual OE	ABV0014
F-250 Super Duty	Idle Air Control Valve	6.8L	Lariat, XL, XLT	S, Gasket, Actual OE	ABV0030
F-250 Super Duty	Mass Air Flow Sensor	5.4L, 6.8L	Lariat, XL, XLT	Actual OE	MAF0041
F-350 Super Duty	Idle Air Control Valve	5.4L	Lariat, XL, XLT	L, Gasket, Actual OE	ABV0014
F-350 Super Duty	Idle Air Control Valve	6.8L	Lariat, XL, XLT	S, Gasket, Actual OE	ABV0030
F-350 Super Duty	Mass Air Flow Sensor	5.4L, 6.8L	King Ranch, Lariat, XL, XLT	Actual OE	MAF0041
F-450 Super Duty	Idle Air Control Valve	6.8L	Lariat, XL, XLT	S, Gasket, Actual OE	ABV0030
F-450 Super Duty	Mass Air Flow Sensor	6.8L	Lariat, XL, XLT	Actual OE	MAF0041
F-550 Super Duty	Idle Air Control Valve	6.8L	Lariat, XL, XLT	S, Gasket, Actual OE	ABV0030
F-550 Super Duty	Mass Air Flow Sensor	6.8L	Base, Lariat, XL, XLT	Actual OE	MAF0041
Fiesta	Idle Air Control Valve	1.6L	First, Trend, Trend Comfort	MEX, Gasket, Actual OE	ABV0012



Vehicle	Part Type	Engine Size	Trim	Note(s)	Part Number
<b>2003 Ford (cont'd)</b>					
Fiesta Ikon	Idle Air Control Valve	1.6L	Base, Base Taxi, Tipico	MEX, Gasket, Actual OE	ABV0012
Focus	Idle Air Control Valve	2.0L	SE, ZTS, ZTW, ZX3, ZX5	3, 16 valves, Actual OE	ABV0038
Focus	Ignition Coil	2.0L	High, LX, Mid, SE, SVT, ZTS, ZTW, ZX3, ZX5		IGC0110
Focus	Ignition Coil	2.3L	LX, SE, ZTS, ZTW, ZX3, ZX5		IGC0114
Focus	Power Steering Pump	2.0L	LX, SE	SOHC, 2 washers, Actual OE	PSP0047
Focus	Engine Water Pump	2.3L	LX, SE, ZTS, ZTW, ZX3, ZX5	Actual OE	WUP0013
Grand Marquis	Idle Air Control Valve	4.6L	Base, Equipado	MEX, Gasket, Actual OE	ABV0009
Lobo	Idle Air Control Valve	5.4L	Harley-Davidson Edition	MEX, Gasket, Actual OE	ABV0024
Lobo	Idle Air Control Valve	5.4L	King Ranch, Lariat, Sport, XLT	MEX, Gasket, Actual OE	ABV0028
Mondeo	Idle Air Control Valve	2.5L	Ghia, Trend	MEX, Gasket, Actual OE	ABV0009
Mondeo	Engine Water Pump	2.0L, 2.5L	Core, Ghia, Trend	MEX, Actual OE	WUP0013
Mustang	Idle Air Control Valve	4.6L	SVT Cobra, SVT Cobra 10th Anniversary	Gasket, Actual OE	ABV0003
Mustang	Idle Air Control Valve	4.6L	Mach 1	Gasket, Actual OE	ABV0007
Mustang	Idle Air Control Valve	4.6L	GT	Gasket, Actual OE	ABV0010
Mustang	Ignition Coil	3.8L	Base		IGC0111
Mustang	Ignition Coil	4.6L	Mach 1, SVT Cobra, SVT Cobra 10th Anniversary	DOHC	IGC0121
Mustang	Mass Air Flow Sensor	4.6L	Base, Equipado, GT, Mach 1	Naturally Aspirated, Actual OE	MAF0041
Mustang	Mass Air Flow Sensor	4.6L	Base	Naturally Aspirated, Actual OE	MAF0046
Mustang	Mass Air Flow Sensor	4.6L	SVT Cobra, SVT Cobra 10th Anniversary	Supercharged, Actual OE	MAF0046
Ranger	Idle Air Control Valve	3.0L	Edge, XL, XLT	Gasket, Actual OE	ABV0004
Ranger	Ignition Coil	4.0L	Edge, XL, XLT		IGC0106
Ranger	Ignition Coil	3.0L	Edge, XL, XLT		IGC0111
Ranger	Ignition Coil	2.3L	XL, XLT		IGC0112
Ranger	Engine Water Pump	2.3L	XL, XLT	Actual OE	WUP0013
Taurus	Idle Air Control Valve	3.0L	SE, SE Comfort, SEL	S, 24 valves, Gasket, Actual OE	ABV0002

Vehicle	Part Type	Engine Size	Trim	Note(s)	Part Number
<b>2003 Ford (cont'd)</b>					
Taurus	Idle Air Control Valve	3.0L	LX, SE, SE Comfort	2, 12 valves, Gasket, Actual OE	ABV0004
Taurus	Idle Air Control Valve	3.0L	LX, SE, SE Comfort, SEL	U, 12 valves, Gasket, Actual OE	ABV0004
Taurus	Ignition Coil	3.0L	LX, SE, SE Comfort, SEL, SES		IGC0111
Thunderbird	Idle Air Control Valve	3.9L	Base	To 11/18/2002, A, Gasket, Actual OE	ABV0037
Thunderbird	Ignition Coil	3.9L	Base, James Bond Edition		IGC0115
Windstar	Idle Air Control Valve	3.8L	Base, LX, Limited, SE, SEL, Sport	Gasket, Actual OE	ABV0006
Windstar	Ignition Coil	3.8L	Base, LX, Limited, SE, SEL, Sport		IGC0111
<b>2004 Ford</b>					
Crown Victoria	Idle Air Control Valve	4.6L	Base, LX, LX Sport, Police Interceptor	Gasket, Actual OE	ABV0011
Crown Victoria	Mass Air Flow Sensor	4.6L	Police Interceptor	Actual OE	MAF0012
Crown Victoria	Mass Air Flow Sensor	4.6L	Base, LX, LX Sport	Actual OE	MAF0028
E-150	Idle Air Control Valve	4.6L	Base	Gasket, Actual OE	ABV0005
E-150	Idle Air Control Valve	5.4L	Base	Gasket, Actual OE	ABV0014
E-150	Ignition Coil	4.6L	Base, XL		IGC0113
E-150	Mass Air Flow Sensor	4.6L, 5.4L	Base, XL	Actual OE	MAF0012
E-150 Club Wagon	Idle Air Control Valve	4.6L	Chateau, XL, XLT	Gasket, Actual OE	ABV0005
E-150 Club Wagon	Idle Air Control Valve	5.4L	Chateau, XL, XLT	Gasket, Actual OE	ABV0014
E-150 Club Wagon	Ignition Coil	4.6L	Chateau, XL, XLT		IGC0113
E-150 Club Wagon	Mass Air Flow Sensor	4.6L, 5.4L	Chateau, XL, XLT	Actual OE	MAF0012
E-250	Idle Air Control Valve	4.6L	Base	Gasket, Actual OE	ABV0005
E-250	Idle Air Control Valve	5.4L	Base	M, CNG, Gasket, Actual OE	ABV0014
E-250	Ignition Coil	4.6L	Base		IGC0113
E-250	Mass Air Flow Sensor	4.6L, 5.4L	Base	Actual OE	MAF0012
E-350 Club Wagon	Idle Air Control Valve	5.4L	Chateau, XL, XLT	M, CNG, Gasket, Actual OE	ABV0014
E-350 Club Wagon	Mass Air Flow Sensor	5.4L	Chateau, XL, XLT	Actual OE	MAF0012
E-350 Super Duty	Idle Air Control Valve	5.4L	Base	L, Gasket, Actual OE	ABV0014

Vehicle	Part Type	Engine Size	Trim	Note(s)	Part Number
<b>2004 Ford (cont'd)</b>					
E-350 Super Duty	Idle Air Control Valve	5.4L	Base	M, CNG, Gasket, Actual OE	ABV0014
E-350 Super Duty	Idle Air Control Valve	6.8L	Base	Gasket, Actual OE	ABV0030
E-350 Super Duty	Mass Air Flow Sensor	5.4L, 6.8L	Base	Actual OE	MAF0012
E-450 Super Duty	Idle Air Control Valve	5.4L	Base	L, Gasket, Actual OE	ABV0014
E-450 Super Duty	Idle Air Control Valve	6.8L	Base	S, Gasket, Actual OE	ABV0030
E-450 Super Duty	Mass Air Flow Sensor	6.8L	Base	Actual OE	MAF0012
E-450 Super Duty	Mass Air Flow Sensor	5.4L	Base	Actual OE	MAF0041
Escape	Idle Air Control Valve	3.0L	Limited, XLS, XLT	To 12/22/2003, 1, Gasket, Actual OE	ABV0027
Escape	Idle Air Control Valve	2.0L	Limited, XLS, XLT	B, Actual OE	ABV0038
Escape	Engine Crankshaft Position Sensor	2.0L	Limited, XLS, XLT		CPS8127HU-D
Escape	Ignition Coil	2.0L	Limited, XLS, XLT		IGC0110
Escape	Ignition Coil	3.0L	Limited, XLS, XLT	w/ Magnetic Shield for EMI Protection	IGC0148
Escape	Ignition Coil	3.0L	Limited, XLS, XLT	w/o Magnetic Shield for EMI Protection	IGC0181
Escape	Power Steering Pump	3.0L	Limited, XLS, XLT	2 washers, Actual OE	PSP0045
Escape	Power Steering Pump	3.0L	Limited, XLS, XLT	From 12/22/2003, 2 washers, Actual OE	PSP0046
Escape	Engine Water Pump	2.0L	Limited, XLS, XLT	Actual OE	WUP0013
Excursion	Idle Air Control Valve	5.4L	Eddie Bauer, Limited, XLS, XLT	L, Gasket, Actual OE	ABV0014
Excursion	Idle Air Control Valve	6.8L	Eddie Bauer, Limited, XLS, XLT	S, Gasket, Actual OE	ABV0030
Excursion	Mass Air Flow Sensor	5.4L, 6.8L	Eddie Bauer, Limited, XLS, XLT	Actual OE	MAF0041
Expedition	Idle Air Control Valve	4.6L	Eddie Bauer, NBX, XLS, XLT, XLT Sport	Gasket, Actual OE	ABV0005
Expedition	Idle Air Control Valve	5.4L	Eddie Bauer, NBX, XLS, XLT, XLT Sport	Gasket, Actual OE	ABV0028
Expedition	Ignition Coil	4.6L, 5.4L	Eddie Bauer, NBX, XLS, XLT, XLT Sport		IGC0113
Expedition	Mass Air Flow Sensor	4.6L, 5.4L	Eddie Bauer, NBX, XLS, XLT, XLT Sport	Actual OE	MAF0044
Explorer	Fuel Injection Throttle Body	4.0L	Eddie Bauer, Limited, NBX, XLS, XLS Sport, XLT, XLT Sport		ETB0042

Vehicle	Part Type	Engine Size	Trim	Note(s)	Part Number
<b>2004 Ford (cont'd)</b>					
Explorer	Ignition Coil	4.0L	Eddie Bauer, Limited, NBX, XLS, XLS Sport, XLT, XLT Sport		IGC0106
Explorer	Ignition Coil	4.6L	Eddie Bauer, Limited, NBX, XLT, XLT Sport		IGC0113
Explorer	Mass Air Flow Sensor	4.0L	Eddie Bauer, Limited, NBX, XLS, XLS Sport, XLT, XLT Sport	Actual OE	MAF0012
Explorer	Mass Air Flow Sensor	4.6L	Eddie Bauer, Limited, NBX, XLT, XLT Sport	Actual OE	MAF0068
Explorer Sport Trac	Ignition Coil	4.0L	XLS, XLT		IGC0106
F53	Mass Air Flow Sensor	6.8L	Base	Actual OE	MAF0041
F-150	Fuel Injection Throttle Body	4.6L	STX, XL, XLT		ETB0042
F-150	Fuel Injection Throttle Body	5.4L	FX4, Lariat, XL, XLT		ETB0059
F-150	Ignition Coil	4.6L	STX, XL, XLT		IGC0113
F-150	Ignition Coil	5.4L	FX4, Lariat, XL, XLT		IGC0116
F-150	Mass Air Flow Sensor	5.4L	FX4, Lariat, XL, XLT	Actual OE	MAF0012
F-150	Mass Air Flow Sensor	4.2L	Flotillera, XL, XLT	Actual OE	MAF0023
F-150	Mass Air Flow Sensor	4.6L	STX, XL, XLT	Actual OE	MAF0041
F-150 Heritage	Idle Air Control Valve	4.6L	XL, XLT	Gasket, Actual OE	ABV0008
F-150 Heritage	Idle Air Control Valve	5.4L	SVT Lightning	Gasket, Actual OE	ABV0028
F-150 Heritage	Ignition Coil	4.2L	XL, XLT		IGC0111
F-150 Heritage	Mass Air Flow Sensor	4.2L	XL, XLT	Actual OE	MAF0023
F-150 Heritage	Mass Air Flow Sensor	4.6L	XL, XLT	Actual OE	MAF0040
F-150 Heritage	Mass Air Flow Sensor	5.4L	XL, XLT	Naturally Aspirated, Actual OE	MAF0040
F-150 Heritage	Mass Air Flow Sensor	5.4L	SVT Lightning	Supercharged, Actual OE	MAF0046
F-250	Mass Air Flow Sensor	4.6L	Flotillera, XL, XLT	MEX, Actual OE	MAF0040
F-250 Super Duty	Idle Air Control Valve	5.4L	King Ranch, Lariat, XL, XLT	Gasket, Actual OE	ABV0014
F-250 Super Duty	Idle Air Control Valve	6.8L	Harley-Davidson Edition, King Ranch, Lariat, XL, XLT	S, Gasket, Actual OE	ABV0030
F-250 Super Duty	Mass Air Flow Sensor	5.4L, 6.8L	Harley-Davidson Edition, King Ranch, Lariat, XL, XLT	Actual OE	MAF0041

Vehicle	Part Type	Engine Size	Trim	Note(s)	Part Number
<b>2004 Ford (cont'd)</b>					
F-350 Super Duty	Idle Air Control Valve	5.4L	King Ranch, Lariat, XL, XLT	L, Gasket, Actual OE	ABV0014
F-350 Super Duty	Idle Air Control Valve	6.8L	Harley-Davidson Edition, King Ranch, Lariat, XL, XLT	S, Gasket, Actual OE	ABV0030
F-350 Super Duty	Mass Air Flow Sensor	5.4L, 6.8L	Harley-Davidson Edition, King Ranch, Lariat, XL, XLT	Actual OE	MAF0041
F-450 Super Duty	Idle Air Control Valve	6.8L	Lariat, XL, XLT	S, Gasket, Actual OE	ABV0030
F-450 Super Duty	Mass Air Flow Sensor	6.8L	Lariat, XL, XLT	Actual OE	MAF0041
F-550 Super Duty	Idle Air Control Valve	6.8L	Lariat, XL, XLT	S, Gasket, Actual OE	ABV0030
F-550 Super Duty	Mass Air Flow Sensor	6.8L	Base, Lariat, XL, XLT	Actual OE	MAF0041
Fiesta	Idle Air Control Valve	1.6L	First, Trend	MEX, Gasket, Actual OE	ABV0012
Fiesta Ikon	Idle Air Control Valve	1.6L	Base, First, Tipico	MEX, Gasket, Actual OE	ABV0012
Focus	Idle Air Control Valve	2.0L	SE, ZTS, ZX3, ZX5	3, 16 valves, Actual OE	ABV0038
Focus	Engine Crankshaft Position Sensor	2.0L	High, LX, Mid, SE, SVT, ZTS, ZTW, ZX3, ZX5		CPS8127HU-D
Focus	Ignition Coil	2.0L	High, LX, Mid, SE, SVT, ZTS, ZTW, ZX3, ZX5		IGC0110
Focus	Ignition Coil	2.3L	LX, SE, ZTS, ZTW, ZX3, ZX5		IGC0114
Focus	Power Steering Pump	2.0L	SE, SVT, ZTS, ZTW, ZX3, ZX5	DOHC, 2 washers, Actual OE	PSP0047
Focus	Power Steering Pump	2.0L	High, LX, Mid	SOHC, 2 washers, Actual OE	PSP0047
Focus	Engine Water Pump	2.3L	LX, SE, ZTS, ZTW, ZX3, ZX5	Actual OE	WUP0013
Freestar	Ignition Coil	3.9L, 4.2L	Base, LX Base, LX Plus, Limited, S, SE, SEL, SES		IGC0111
Grand Marquis	Idle Air Control Valve	4.6L	Base, Equipado	MEX, Gasket, Actual OE	ABV0009
Lobo	Idle Air Control Valve	4.6L	XLT	MEX, Gasket, Actual OE	ABV0008
Lobo	Idle Air Control Valve	5.4L	Harley Centenario, Lariat, Sport, Sport FX4	MEX, Gasket, Actual OE	ABV0028
Mondeo	Idle Air Control Valve	2.5L	Ghia, Trend	MEX, Gasket, Actual OE	ABV0009
Mondeo	Engine Water Pump	2.0L, 2.5L	Core, Ghia, Trend	MEX, Actual OE	WUP0013
Mustang	Idle Air Control Valve	4.6L	SVT Cobra	Gasket, Actual OE	ABV0003
Mustang	Idle Air Control Valve	4.6L	Mach 1	Gasket, Actual OE	ABV0007

Vehicle	Part Type	Engine Size	Trim	Note(s)	Part Number
<b>2004 Ford (cont'd)</b>					
Mustang	Idle Air Control Valve	4.6L	GT	Gasket, Actual OE	ABV0010
Mustang	Ignition Coil	3.8L, 3.9L	Base		IGC0111
Mustang	Ignition Coil	4.6L	Mach 1, SVT Cobra	DOHC	IGC0121
Mustang	Mass Air Flow Sensor	4.6L	GT, GT Base, GT Equipado, Mach 1	Naturally Aspirated, Actual OE	MAF0041
Mustang	Mass Air Flow Sensor	4.6L	SVT Cobra	Supercharged, Actual OE	MAF0046
Ranger	Idle Air Control Valve	3.0L	Edge, Tremor, XL, XLT	Gasket, Actual OE	ABV0004
Ranger	Ignition Coil	4.0L	Edge, Tremor, XLT		IGC0106
Ranger	Ignition Coil	3.0L	Edge, Tremor, XL, XLT		IGC0111
Ranger	Ignition Coil	2.3L	XL, XLT		IGC0112
Ranger	Mass Air Flow Sensor	2.3L, 3.0L, 4.0L	Edge, Tremor, XL, XLT	Actual OE	MAF0012
Ranger	Engine Water Pump	2.3L	XL, XLT	Actual OE	WUP0013
Taurus	Idle Air Control Valve	3.0L	LX, SE, SEL, SES	2, 12 valves, Gasket, Actual OE	ABV0004
Taurus	Idle Air Control Valve	3.0L	SE, SES	U, 12 valves, Gasket, Actual OE	ABV0004
Taurus	Ignition Coil	3.0L	LX, SE, SEL, SES	OHV	IGC0111
Taurus	Ignition Coil	3.0L	SE, SEL, SES	DOHC, w/ Magnetic Shield for EMI Protection	IGC0148
Taurus	Ignition Coil	3.0L	SE, SEL, SES	DOHC, w/o Magnetic Shield for EMI Protection	IGC0181
Thunderbird	Ignition Coil	3.9L	Base, Pacific Coast Roadster		IGC0115
<b>2005 Ford</b>					
Crown Victoria	Idle Air Control Valve	4.6L	Base, LX, LX Sport, Police Interceptor, S, Special Edition	Gasket, Actual OE	ABV0011
Crown Victoria	Mass Air Flow Sensor	4.6L	Base, LWB, LX, LX Sport, Police Interceptor, S, Special Edition	Actual OE	MAF0012
E-150	Idle Air Control Valve	5.4L	Base	Gasket, Actual OE	ABV0014
E-150	Fuel Injection Throttle Body	4.6L, 5.4L	Base, XL	Non Heated	ETB0042
E-150	Ignition Coil	4.6L, 5.4L	Base, XL		IGC0113
E-150	Mass Air Flow Sensor	4.6L, 5.4L	Base, XL	Actual OE	MAF0012
E-150 Club Wagon	Idle Air Control Valve	5.4L	Chateau, XL, XLT	Gasket, Actual OE	ABV0014

Vehicle	Part Type	Engine Size	Trim	Note(s)	Part Number
<b>2005 Ford (cont'd)</b>					
E-150 Club Wagon	Fuel Injection Throttle Body	4.6L, 5.4L	Chateau, XL, XLT	Non Heated	ETB0042
E-150 Club Wagon	Ignition Coil	4.6L, 5.4L	Chateau, XL, XLT		IGC0113
E-150 Club Wagon	Mass Air Flow Sensor	4.6L, 5.4L	Chateau, XL, XLT	Actual OE	MAF0012
E-250	Idle Air Control Valve	5.4L	Base	L, GAS, Gasket, Actual OE	ABV0014
E-250	Fuel Injection Throttle Body	4.6L, 5.4L	Base	Non Heated	ETB0042
E-250	Ignition Coil	4.6L, 5.4L	Base		IGC0113
E-250	Mass Air Flow Sensor	4.6L, 5.4L	Base	Actual OE	MAF0012
E-350 Club Wagon	Idle Air Control Valve	5.4L	Chateau, XL, XLT	L, GAS, Gasket, Actual OE	ABV0014
E-350 Club Wagon	Fuel Injection Throttle Body	5.4L	Chateau, XL, XLT	Non Heated	ETB0042
E-350 Club Wagon	Ignition Coil	5.4L, 6.8L	Chateau, XL, XLT		IGC0113
E-350 Club Wagon	Mass Air Flow Sensor	5.4L, 6.8L	Chateau, XL, XLT	Actual OE	MAF0012
E-350 Super Duty	Fuel Injection Throttle Body	5.4L	Base	Non Heated	ETB0042
E-350 Super Duty	Ignition Coil	5.4L, 6.8L	Base		IGC0113
E-350 Super Duty	Mass Air Flow Sensor	5.4L, 6.8L	Base	Actual OE	MAF0012
Escape	Ignition Coil	2.3L	Hybrid, XLS, XLT, XLT No Boundaries		IGC0114
Escape	Ignition Coil	3.0L	Limited, XLS, XLT, XLT Deportivo, XLT No Boundaries, XLT Sport	w/ Magnetic Shield for EMI Protection	IGC0148
Escape	Ignition Coil	3.0L	Limited, XLS, XLT, XLT Deportivo, XLT No Boundaries, XLT Sport	w/o Magnetic Shield for EMI Protection	IGC0181
Escape	Mass Air Flow Sensor	2.3L	Hybrid, XLS, XLT, XLT No Boundaries	Actual OE	MAF0012
Escape	Power Steering Pump	3.0L	Limited, XLS, XLT, XLT No Boundaries, XLT Sport	2 washers, Actual OE	PSP0046
Escape	Engine Water Pump	2.3L	Hybrid, XLS, XLT, XLT No Boundaries	Actual OE	WUP0013
Excursion	Idle Air Control Valve	5.4L	Eddie Bauer, Limited, XLT	L, Gasket, Actual OE	ABV0014
Excursion	Idle Air Control Valve	6.8L	Eddie Bauer, Limited, XLT	S, Gasket, Actual OE	ABV0030
Excursion	Mass Air Flow Sensor	5.4L, 6.8L	Eddie Bauer, Limited, XLS, XLT	Actual OE	MAF0041
Expedition	Fuel Injection Throttle Body	5.4L	Eddie Bauer, King Ranch, Limited, XLS, XLT		ETB0059
Expedition	Ignition Coil	5.4L	Eddie Bauer, King Ranch, Limited, XLS, XLT		IGC0116

Vehicle	Part Type	Engine Size	Trim	Note(s)	Part Number
<b>2005 Ford (cont'd)</b>					
Expedition	Mass Air Flow Sensor	5.4L	Eddie Bauer, King Ranch, Limited, XLS, XLT	Actual OE	MAF0012
Explorer	Fuel Injection Throttle Body	4.0L	Eddie Bauer, Limited, XLS, XLS Sport, XLT, XLT Sport		ETB0042
Explorer	Ignition Coil	4.0L	Eddie Bauer, Limited, XLS, XLS Sport, XLT, XLT Sport		IGC0106
Explorer	Ignition Coil	4.6L	Eddie Bauer, Limited, XLT, XLT Sport		IGC0113
Explorer	Mass Air Flow Sensor	4.0L	Eddie Bauer, Limited, XLS, XLS Sport, XLT, XLT Sport	Actual OE	MAF0012
Explorer	Mass Air Flow Sensor	4.6L	Eddie Bauer, Limited, XLT, XLT Sport	Actual OE	MAF0068
Explorer Sport Trac	Ignition Coil	4.0L	Adrenalin, XLS, XLT		IGC0106
F-150	Fuel Injection Throttle Body	4.6L	STX, XL, XLT		ETB0042
F-150	Fuel Injection Throttle Body	5.4L	FX4, King Ranch, Lariat, XL, XLT		ETB0059
F-150	Ignition Coil	4.2L	Flotillera, STX, XL, XLT		IGC0111
F-150	Ignition Coil	4.6L	STX, XL, XLT		IGC0113
F-150	Ignition Coil	5.4L	FX4, King Ranch, Lariat, XL, XLT		IGC0116
F-150	Mass Air Flow Sensor	5.4L	FX4, King Ranch, Lariat, XL, XLT	Actual OE	MAF0012
F-150	Mass Air Flow Sensor	4.2L	Flotillera, STX, XL, XLT	Actual OE	MAF0023
F-150	Mass Air Flow Sensor	4.6L	STX, XL, XLT	Actual OE	MAF0041
F-250 Super Duty	Fuel Injection Throttle Body	5.4L	King Ranch, Lariat, XL, XLT		ETB0059
F-250 Super Duty	Ignition Coil	5.4L, 6.8L	Harley-Davidson Edition, King Ranch, Lariat, XL, XLT		IGC0116
F-250 Super Duty	Mass Air Flow Sensor	5.4L, 6.8L	Harley-Davidson Edition, King Ranch, Lariat, XL, XLT	Actual OE	MAF0012
F-350 Super Duty	Fuel Injection Throttle Body	5.4L	King Ranch, Lariat, XL, XLT		ETB0059
F-350 Super Duty	Ignition Coil	5.4L, 6.8L	Harley-Davidson Edition, King Ranch, Lariat, XL, XLT		IGC0116
F-350 Super Duty	Mass Air Flow Sensor	5.4L, 6.8L	Harley-Davidson Edition, King Ranch, Lariat, XL, XLT	Actual OE	MAF0012
F-450 Super Duty	Mass Air Flow Sensor	6.8L	XL	Actual OE	MAF0012
Fiesta	Idle Air Control Valve	1.6L	First, Trend, Trend Comfort	MEX, Gasket, Actual OE	ABV0012
Five Hundred	Fuel Injection Throttle Body	3.0L	Limited, SE, SEL, SEL Premium		ETB0045



Vehicle	Part Type	Engine Size	Trim	Note(s)	Part Number
<b>2005 Ford (cont'd)</b>					
Five Hundred	Ignition Coil	3.0L	Limited, SE, SEL, SEL Premium	w/ Magnetic Shield for EMI Protection	IGC0148
Five Hundred	Ignition Coil	3.0L	Limited, SE, SEL, SEL Premium	w/o Magnetic Shield for EMI Protection	IGC0181
Five Hundred	Mass Air Flow Sensor	3.0L	Limited, SE, SEL, SEL Premium	Actual OE	MAF0012
Focus	Ignition Coil	2.0L, 2.3L	ZX3, ZX4, ZX4 ST, ZX5, ZXW		IGC0114
Focus	Engine Water Pump	2.0L, 2.3L	ZX3, ZX4, ZX4 ST, ZX5, ZXW	Actual OE	WUP0013
Freestar	Ignition Coil	3.9L, 4.2L	Base, LX Base, LX Plus, Limited, S, SE, SEL, SES		IGC0111
Freestyle	Fuel Injection Throttle Body	3.0L	Limited, SE, SEL		ETB0045
Freestyle	Ignition Coil	3.0L	Limited, SE, SEL	w/ Magnetic Shield for EMI Protection	IGC0148
Freestyle	Ignition Coil	3.0L	Limited, SE, SEL	w/o Magnetic Shield for EMI Protection	IGC0181
Freestyle	Mass Air Flow Sensor	3.0L	Limited, SE, SEL	Actual OE	MAF0012
GT	Ignition Coil	5.4L	Base		IGC0121
GT	Mass Air Flow Sensor	5.4L	Base	Actual OE	MAF0014
Ikon	Idle Air Control Valve	1.6L	Base, First, Tipico	MEX, Gasket, Actual OE	ABV0012
Lobo	Idle Air Control Valve	4.6L	XLT	MEX, Gasket, Actual OE	ABV0008
Lobo	Idle Air Control Valve	5.4L	Lariat, Sport FX4	MEX, Gasket, Actual OE	ABV0028
Mondeo	Idle Air Control Valve	2.5L	Ghia, Trend	MEX, Gasket, Actual OE	ABV0009
Mondeo	Engine Water Pump	2.0L, 2.5L	Core, Ghia, Trend	MEX, Actual OE	WUP0013
Mustang	Ignition Coil	4.0L	Base		IGC0106
Mustang	Ignition Coil	4.6L	GT, GT Base, GT Equipado		IGC0116
Mustang	Mass Air Flow Sensor	4.0L, 4.6L	Base, GT, GT Base, GT Equipado	Actual OE	MAF0012
Ranger	Idle Air Control Valve	3.0L	Edge, STX, XL, XLT	Gasket, Actual OE	ABV0004
Ranger	Ignition Coil	4.0L	Edge, FX4, XL, XLT		IGC0106
Ranger	Ignition Coil	3.0L	Edge, STX, XL, XLT		IGC0111
Ranger	Ignition Coil	2.3L	XL, XLT		IGC0112
Ranger	Mass Air Flow Sensor	2.3L, 3.0L, 4.0L	Edge, FX4, STX, XL, XLT	Actual OE	MAF0012
Ranger	Engine Water Pump	2.3L	XL, XLT	Actual OE	WUP0013

Vehicle	Part Type	Engine Size	Trim	Note(s)	Part Number
<b>2005 Ford (cont'd)</b>					
Taurus	Idle Air Control Valve	3.0L	SE, SEL	2, 12 valves, Gasket, Actual OE	ABV0004
Taurus	Idle Air Control Valve	3.0L	SE, SEL	U, 12 valves, Gasket, Actual OE	ABV0004
Taurus	Ignition Coil	3.0L	SE, SEL	OHV	IGC0111
Taurus	Ignition Coil	3.0L	SE, SEL	DOHC, w/ Magnetic Shield for EMI Protection	IGC0148
Taurus	Ignition Coil	3.0L	SE, SEL	DOHC, w/o Magnetic Shield for EMI Protection	IGC0181
Thunderbird	Ignition Coil	3.9L	50th Anniversary Edition, Base		IGC0115
<b>2006 Ford</b>					
Crown Victoria	Mass Air Flow Sensor	4.6L	Base, Fleet, LWB, LX, LX Sport, Police Interceptor	Actual OE	MAF0012
E-150	Idle Air Control Valve	5.4L	Base, Chateau, XL, XLT	L, Gasket, Actual OE	ABV0014
E-150	Fuel Injection Throttle Body	5.4L	Base, Chateau, XL, XLT		ETB0042
E-150	Fuel Injection Throttle Body	4.6L	Base, Chateau, XL, XLT	Non Heated	ETB0042
E-150	Ignition Coil	4.6L, 5.4L	Base, Chateau, XL, XLT		IGC0113
E-150	Mass Air Flow Sensor	4.6L, 5.4L	Base, Chateau, XL, XLT	Actual OE	MAF0012
E-250	Idle Air Control Valve	5.4L	Base	L, Gasket, Actual OE	ABV0014
E-250	Fuel Injection Throttle Body	5.4L	Base		ETB0042
E-250	Fuel Injection Throttle Body	4.6L	Base	Non Heated	ETB0042
E-250	Ignition Coil	4.6L, 5.4L	Base		IGC0113
E-250	Mass Air Flow Sensor	4.6L, 5.4L	Base	Actual OE	MAF0012
E-350 Super Duty	Idle Air Control Valve	5.4L	Base, XL, XLT	L, Gasket, Actual OE	ABV0014
E-350 Super Duty	Fuel Injection Throttle Body	5.4L	Base, Chateau, XL, XLT		ETB0042
E-350 Super Duty	Ignition Coil	5.4L, 6.8L	Base, Chateau, XL, XLT		IGC0113
E-350 Super Duty	Mass Air Flow Sensor	5.4L, 6.8L	Base, Chateau, XL, XLT	Actual OE	MAF0012
Escape	Ignition Coil	2.3L	Hybrid, XLS, XLT		IGC0114
Escape	Ignition Coil	3.0L	Limited, XLS, XLT, XLT Deportivo	w/ Magnetic Shield for EMI Protection	IGC0148
Escape	Ignition Coil	3.0L	Limited, XLS, XLT, XLT Deportivo	w/o Magnetic Shield for EMI Protection	IGC0181

Vehicle	Part Type	Engine Size	Trim	Note(s)	Part Number
<b>2006 Ford (cont'd)</b>					
Escape	Mass Air Flow Sensor	2.3L	Hybrid, XLS, XLT	Actual OE	MAF0012
Escape	Power Steering Pump	3.0L	Limited, XLS, XLT, XLT Deportivo	2 washers, Actual OE	PSP0046
Escape	Engine Water Pump	2.3L	Hybrid, XLS, XLT	Actual OE	WUP0013
Expedition	Fuel Injection Throttle Body	5.4L	Eddie Bauer, King Ranch, Limited, XLS, XLT, XLT Sport		ETB0059
Expedition	Ignition Coil	5.4L	Eddie Bauer, King Ranch, Limited, XLS, XLT, XLT Sport		IGC0116
Expedition	Mass Air Flow Sensor	5.4L	Eddie Bauer, King Ranch, Limited, XLS, XLT, XLT Sport	Actual OE	MAF0012
Explorer	Fuel Injection Throttle Body	4.0L	Eddie Bauer, Limited, XLS, XLT		ETB0042
Explorer	Fuel Injection Throttle Body	4.6L	Eddie Bauer, Limited, XLT		ETB0065
Explorer	Ignition Coil	4.0L	Eddie Bauer, Limited, XLS, XLT		IGC0106
Explorer	Ignition Coil	4.6L	Eddie Bauer, Limited, XLT		IGC0116
Explorer	Mass Air Flow Sensor	4.0L, 4.6L	Eddie Bauer, Limited, XLS, XLT	Actual OE	MAF0012
F-150	Fuel Injection Throttle Body	4.6L	STX, XL, XLT		ETB0042
F-150	Fuel Injection Throttle Body	5.4L	FX4, Harley-Davidson Edition, King Ranch, Lariat, XL, XLT		ETB0059
F-150	Ignition Coil	4.2L	Flotillera, STX, XL, XLT		IGC0111
F-150	Ignition Coil	4.6L	STX, XL, XLT		IGC0113
F-150	Ignition Coil	5.4L	FX4, Harley-Davidson Edition, King Ranch, Lariat, XL, XLT		IGC0116
F-150	Mass Air Flow Sensor	4.2L, 5.4L	FX4, Flotillera, Harley-Davidson Edition, King Ranch, Lariat, STX, XL, XLT	Actual OE	MAF0012
F-150	Mass Air Flow Sensor	4.6L	STX, XL, XLT	w/ Windsor Engine, Actual OE	MAF0041
F-250 Super Duty	Fuel Injection Throttle Body	5.4L	King Ranch, Lariat, XL, XLT		ETB0059
F-250 Super Duty	Ignition Coil	5.4L, 6.8L	King Ranch, Lariat, XL, XLT		IGC0116
F-250 Super Duty	Mass Air Flow Sensor	5.4L, 6.8L	King Ranch, Lariat, XL, XLT	Actual OE	MAF0012
F-350 Super Duty	Fuel Injection Throttle Body	5.4L	King Ranch, Lariat, XL, XLT		ETB0059
F-350 Super Duty	Ignition Coil	5.4L, 6.8L	King Ranch, Lariat, XL, XLT		IGC0116

Vehicle	Part Type	Engine Size	Trim	Note(s)	Part Number
<b>2006 Ford (cont'd)</b>					
F-350 Super Duty	Mass Air Flow Sensor	5.4L, 6.8L	King Ranch, Lariat, XL, XLT	Actual OE	MAF0012
Fiesta	Idle Air Control Valve	1.6L	FX, First, Premium, Trend, Trend Comfort	MEX, Gasket, Actual OE	ABV0012
Five Hundred	Fuel Injection Throttle Body	3.0L	Limited, SE, SEL, SEL Premium		ETB0045
Five Hundred	Ignition Coil	3.0L	Limited, SE, SEL, SEL Premium	w/ Magnetic Shield for EMI Protection	IGC0148
Five Hundred	Ignition Coil	3.0L	Limited, SE, SEL, SEL Premium	w/o Magnetic Shield for EMI Protection	IGC0181
Five Hundred	Mass Air Flow Sensor	3.0L	Limited, SE, SEL, SEL Premium	Actual OE	MAF0012
Focus	Ignition Coil	2.0L, 2.3L	ZX3, ZX4, ZX4 ST, ZX5, ZXW		IGC0114
Focus	Engine Water Pump	2.0L, 2.3L	ZX3, ZX4, ZX4 ST, ZX5, ZXW	Actual OE	WUP0013
Freestar	Ignition Coil	3.9L, 4.2L	Base, LX Base, LX Plus, Limited, SE, SEL, Sport		IGC0111
Freestyle	Fuel Injection Throttle Body	3.0L	Limited, SE, SEL		ETB0045
Freestyle	Ignition Coil	3.0L	Limited, SE, SEL	w/ Magnetic Shield for EMI Protection	IGC0148
Freestyle	Ignition Coil	3.0L	Limited, SE, SEL	w/o Magnetic Shield for EMI Protection	IGC0181
Freestyle	Mass Air Flow Sensor	3.0L	Limited, SE, SEL	Actual OE	MAF0012
Fusion	Ignition Coil	3.0L	SE, SEL, SEL Plus		IGC0158
Fusion	Mass Air Flow Sensor	2.3L, 3.0L	S, SE, SEL, SEL Plus	Actual OE	MAF0012
Fusion	Engine Water Pump	2.3L	S, SE, SEL	Actual OE	WUP0013
GT	Ignition Coil	5.4L	Base		IGC0121
GT	Mass Air Flow Sensor	5.4L	Base	Actual OE	MAF0014
Ikon	Idle Air Control Valve	1.6L	Base, First, Tipico	MEX, Gasket, Actual OE	ABV0012
Lobo	Idle Air Control Valve	4.6L	XLT	MEX, Gasket, Actual OE	ABV0008
Lobo	Idle Air Control Valve	5.4L	Harley-Davidson Edition, King Ranch, Lariat, Sport FX4	MEX, Gasket, Actual OE	ABV0028
Mondeo	Idle Air Control Valve	2.5L	Ghia, Trend	MEX, Gasket, Actual OE	ABV0009
Mondeo	Engine Water Pump	2.0L, 2.5L	Core, Ghia, Trend	MEX, Actual OE	WUP0013
Mustang	Fuel Injection Throttle Body	4.0L	Base	Non Heated	ETB0042

Vehicle	Part Type	Engine Size	Trim	Note(s)	Part Number
<b>2006 Ford (cont'd)</b>					
Mustang	Ignition Coil	4.0L	Base		IGC0106
Mustang	Ignition Coil	4.6L	GT, GT Base, GT Equipado		IGC0116
Mustang	Mass Air Flow Sensor	4.0L, 4.6L	Base, GT, GT Base, GT Equipado	Actual OE	MAF0012
Ranger	Idle Air Control Valve	3.0L	STX, Sport, XL, XLT	Gasket, Actual OE	ABV0004
Ranger	Ignition Coil	4.0L	FX4, STX, Sport, XL, XLT		IGC0106
Ranger	Ignition Coil	3.0L	STX, Sport, XL, XLT		IGC0111
Ranger	Ignition Coil	2.3L	Limited, XL, XLT		IGC0112
Ranger	Mass Air Flow Sensor	2.3L, 3.0L, 4.0L	FX4, Limited, STX, Sport, XL, XLT	Actual OE	MAF0012
Ranger	Engine Water Pump	2.3L	Limited, XL, XLT	Actual OE	WUP0013
Taurus	Idle Air Control Valve	3.0L	SE, SEL	2, 12 valves, Gasket, Actual OE	ABV0004
Taurus	Idle Air Control Valve	3.0L	SE, SEL	U, 12 valves, Gasket, Actual OE	ABV0004
Taurus	Ignition Coil	3.0L	SE, SEL		IGC0111
<b>2007 Ford</b>					
Crown Victoria	Fuel Injection Throttle Body	4.6L	Base, Fleet, LWB, LX, Police Interceptor		ETB0042
Crown Victoria	Ignition Coil	4.6L	Base, Fleet, LWB, LX, Police Interceptor		IGC0113
Crown Victoria	Mass Air Flow Sensor	4.6L	Base, Fleet, LWB, LX, Police Interceptor	Actual OE	MAF0012
E-150	Idle Air Control Valve	5.4L	Base, Chateau, XL, XLT	L, Gasket, Actual OE	ABV0014
E-150	Fuel Injection Throttle Body	5.4L	Base, Chateau, XL, XLT		ETB0042
E-150	Fuel Injection Throttle Body	4.6L	Base, Chateau, XL, XLT		ETB0048
E-150	Ignition Coil	4.6L, 5.4L	Base, Chateau, XL, XLT		IGC0113
E-150	Mass Air Flow Sensor	4.6L, 5.4L	Base, Chateau, XL, XLT	Actual OE	MAF0012
E-250	Idle Air Control Valve	5.4L	Base	L, Gasket, Actual OE	ABV0014
E-250	Fuel Injection Throttle Body	5.4L	Base		ETB0042
E-250	Fuel Injection Throttle Body	4.6L	Base		ETB0048
E-250	Ignition Coil	4.6L, 5.4L	Base		IGC0113
E-250	Mass Air Flow Sensor	4.6L, 5.4L	Base	Actual OE	MAF0012
E-350 Super Duty	Idle Air Control Valve	5.4L	Base, XL, XLT	L, Gasket, Actual OE	ABV0014
E-350 Super Duty	Fuel Injection Throttle Body	5.4L	Base, XL, XLT		ETB0042

Vehicle	Part Type	Engine Size	Trim	Note(s)	Part Number
<b>2007 Ford (cont'd)</b>					
E-350 Super Duty	Ignition Coil	5.4L, 6.8L	Base, XL, XLT		IGC0113
E-350 Super Duty	Mass Air Flow Sensor	5.4L, 6.8L	Base, XL, XLT	Actual OE	MAF0012
Edge	Fuel Injection Throttle Body	3.5L	SE, SEL, SEL Plus		ETB0048
Edge	Ignition Coil	3.5L	SE, SEL, SEL Plus		IGC0169
Edge	Mass Air Flow Sensor	3.5L	SE, SEL, SEL Plus	Actual OE	MAF0012
Escape	Ignition Coil	2.3L	Hybrid, XLS, XLT		IGC0114
Escape	Ignition Coil	3.0L	Limited, XLS, XLT, XLT Deportivo	w/ Magnetic Shield for EMI Protection	IGC0148
Escape	Ignition Coil	3.0L	Limited, XLS, XLT, XLT Deportivo	w/o Magnetic Shield for EMI Protection	IGC0181
Escape	Mass Air Flow Sensor	2.3L	Hybrid, XLS, XLT	Actual OE	MAF0012
Escape	Power Steering Pump	3.0L	Limited, XLS, XLT, XLT Deportivo	2 washers, Actual OE	PSP0046
Escape	Engine Water Pump	2.3L	Hybrid, XLS, XLT	Actual OE	WUP0013
Expedition	Fuel Injection Throttle Body	5.4L	EL Eddie Bauer, EL Limited, EL XLT, Eddie Bauer, Eddie Bauer Max, Limited, Max Eddie Bauer, Max Limited, XLT		ETB0059
Expedition	Ignition Coil	5.4L	EL Eddie Bauer, EL Limited, EL XLT, Eddie Bauer, Eddie Bauer Max, Limited, Max Eddie Bauer, Max Limited, XLT		IGC0116
Expedition	Mass Air Flow Sensor	5.4L	EL Eddie Bauer, EL Limited, EL XLT, Eddie Bauer, Eddie Bauer Max, Limited, Max Eddie Bauer, Max Limited, XLT	Actual OE	MAF0012
Explorer	Fuel Injection Throttle Body	4.0L	Eddie Bauer, Limited, XLT		ETB0042
Explorer	Fuel Injection Throttle Body	4.6L	Eddie Bauer, Limited, XLT		ETB0065
Explorer	Ignition Coil	4.0L	Eddie Bauer, Limited, XLT		IGC0106
Explorer	Ignition Coil	4.6L	Eddie Bauer, Limited, XLT		IGC0116
Explorer	Mass Air Flow Sensor	4.0L, 4.6L	Eddie Bauer, Limited, XLT	Actual OE	MAF0012
Explorer Sport Trac	Fuel Injection Throttle Body	4.0L	Limited, XLT		ETB0042
Explorer Sport Trac	Fuel Injection Throttle Body	4.6L	Base, Limited, XLT		ETB0065
Explorer Sport Trac	Ignition Coil	4.0L	Limited, XLT		IGC0106

Vehicle	Part Type	Engine Size	Trim	Note(s)	Part Number
<b>2007 Ford (cont'd)</b>					
Explorer Sport Trac	Ignition Coil	4.6L	Base, Limited, XLT		IGC0116
Explorer Sport Trac	Mass Air Flow Sensor	4.0L, 4.6L	Base, Limited, XLT	Actual OE	MAF0012
F-150	Fuel Injection Throttle Body	4.6L	STX, XL, XLT		ETB0048
F-150	Fuel Injection Throttle Body	5.4L	FX2, FX4, Harley-Davidson Edition, King Ranch, Lariat, XL, XLT		ETB0059
F-150	Ignition Coil	4.2L	Flotillera, STX, XL, XLT		IGC0111
F-150	Ignition Coil	4.6L	STX, XL, XLT		IGC0113
F-150	Ignition Coil	5.4L	FX2, FX4, Harley-Davidson Edition, King Ranch, Lariat, XL, XLT		IGC0116
F-150	Mass Air Flow Sensor	4.2L, 4.6L, 5.4L	FX2, FX4, Flotillera, Harley-Davidson Edition, King Ranch, Lariat, STX, XL, XLT	Actual OE	MAF0012
F-250 Super Duty	Fuel Injection Throttle Body	5.4L	King Ranch, Lariat, XL, XLT		ETB0059
F-250 Super Duty	Ignition Coil	5.4L, 6.8L	King Ranch, Lariat, XL, XLT		IGC0116
F-250 Super Duty	Mass Air Flow Sensor	5.4L, 6.8L	King Ranch, Lariat, XL, XLT	Actual OE	MAF0012
F-350 Super Duty	Fuel Injection Throttle Body	5.4L	King Ranch, Lariat, XL, XLT		ETB0059
F-350 Super Duty	Ignition Coil	5.4L, 6.8L	King Ranch, Lariat, XL, XLT		IGC0116
F-350 Super Duty	Mass Air Flow Sensor	5.4L, 6.8L	King Ranch, Lariat, XL, XLT	Actual OE	MAF0012
Fiesta	Idle Air Control Valve	1.6L	FX, First, Trend, Trend Comfort	MEX, Gasket, Actual OE	ABV0012
Five Hundred	Fuel Injection Throttle Body	3.0L	Limited, SEL		ETB0045
Five Hundred	Ignition Coil	3.0L	Limited, SEL	w/ Magnetic Shield for EMI Protection	IGC0148
Five Hundred	Ignition Coil	3.0L	Limited, SEL	w/o Magnetic Shield for EMI Protection	IGC0181
Five Hundred	Mass Air Flow Sensor	3.0L	Limited, SEL	Actual OE	MAF0012
Focus	Idle Air Control Valve	2.0L	Ambiente, LX Austero, SE Tipico, Sport	MEX, Actual OE	ABV0001
Focus	Ignition Coil	2.0L, 2.3L	S, SE, SES, ST		IGC0114
Focus	Engine Water Pump	2.0L, 2.3L	S, SE, SES, ST	Actual OE	WUP0013
Freestar	Ignition Coil	3.9L, 4.2L	Base, LX Base, LX Plus, Limited, SE, SEL, Sport		IGC0111
Freestyle	Fuel Injection Throttle Body	3.0L	Limited, SEL		ETB0045

Vehicle	Part Type	Engine Size	Trim	Note(s)	Part Number
<b>2007 Ford (cont'd)</b>					
Freestyle	Ignition Coil	3.0L	Limited, SEL	w/ Magnetic Shield for EMI Protection	IGC0148
Freestyle	Ignition Coil	3.0L	Limited, SEL	w/o Magnetic Shield for EMI Protection	IGC0181
Freestyle	Mass Air Flow Sensor	3.0L	Limited, SEL	Actual OE	MAF0012
Fusion	Ignition Coil	3.0L	SE, SEL, SEL Plus		IGC0158
Fusion	Mass Air Flow Sensor	2.3L, 3.0L	S, SE, SEL, SEL Plus	Actual OE	MAF0012
Fusion	Engine Water Pump	2.3L	S, SE, SEL	Actual OE	WUP0013
Lobo	Idle Air Control Valve	4.6L	FX2, STX	MEX, Gasket, Actual OE	ABV0008
Lobo	Idle Air Control Valve	5.4L	Cab Reg, Harley-Davidson Edition, King Ranch, Lariat, Sport, Sport FX4, XLT	MEX, Gasket, Actual OE	ABV0028
Mondeo	Engine Water Pump	2.0L, 2.5L	Core, Ghia, Trend	MEX, Actual OE	WUP0013
Mustang	Fuel Injection Throttle Body	4.0L	Base, Lujo	Non Heated	ETB0042
Mustang	Ignition Coil	4.0L	Base		IGC0106
Mustang	Ignition Coil	4.6L	GT, GT Base, GT Equipado, Lujo, Shelby GT		IGC0116
Mustang	Ignition Coil	5.4L	Shelby GT500		IGC0121
Mustang	Mass Air Flow Sensor	4.0L, 4.6L	Base, GT, GT Base, GT Equipado, Lujo, Shelby GT	Actual OE	MAF0012
Mustang	Mass Air Flow Sensor	5.4L	Shelby GT500	Actual OE	MAF0014
Ranger	Idle Air Control Valve	3.0L	STX, Sport, XL, XLT	Gasket, Actual OE	ABV0004
Ranger	Ignition Coil	4.0L	FX4, STX, Sport, XL, XLT		IGC0106
Ranger	Ignition Coil	3.0L	STX, Sport, XL, XLT		IGC0111
Ranger	Ignition Coil	2.3L	Limited, STX, XL, XLT		IGC0112
Ranger	Mass Air Flow Sensor	2.3L, 3.0L, 4.0L	FX4, Limited, STX, Sport, XL, XLT	Actual OE	MAF0012
Ranger	Engine Water Pump	2.3L	Limited, STX, XL, XLT	Actual OE	WUP0013
Taurus	Idle Air Control Valve	3.0L	SE, SEL	U, 12 valves, Gasket, Actual OE	ABV0004
Taurus	Ignition Coil	3.0L	SE, SEL		IGC0111
<b>2008 Ford</b>					
Crown Victoria	Fuel Injection Throttle Body	4.6L	Base, Fleet, LWB, LX, Police Interceptor		ETB0042
Crown Victoria	Ignition Coil	4.6L	Base, Fleet, LWB, LX, Police Interceptor		IGC0113
Crown Victoria	Mass Air Flow Sensor	4.6L	Base, Fleet, LWB, LX, Police Interceptor	Actual OE	MAF0012



Vehicle	Part Type	Engine Size	Trim	Note(s)	Part Number
<b>2008 Ford (cont'd)</b>					
E-150	Idle Air Control Valve	5.4L	Base, XL, XLT	L, Gasket, Actual OE	ABV0014
E-150	Fuel Injection Throttle Body	5.4L	Base, XL, XLT		ETB0042
E-150	Fuel Injection Throttle Body	4.6L	Base, XL, XLT		ETB0048
E-150	Ignition Coil	4.6L, 5.4L	Base, XL, XLT		IGC0113
E-150	Mass Air Flow Sensor	4.6L, 5.4L	Base, XL, XLT	Actual OE	MAF0012
E-250	Idle Air Control Valve	5.4L	Base	L, Gasket, Actual OE	ABV0014
E-250	Fuel Injection Throttle Body	5.4L	Base		ETB0042
E-250	Fuel Injection Throttle Body	4.6L	Base		ETB0048
E-250	Ignition Coil	4.6L, 5.4L	Base		IGC0113
E-250	Mass Air Flow Sensor	4.6L, 5.4L	Base	Actual OE	MAF0012
E-350 Super Duty	Idle Air Control Valve	5.4L	Base, XL, XLT	L, Gasket, Actual OE	ABV0014
E-350 Super Duty	Fuel Injection Throttle Body	5.4L	Base, XL, XLT		ETB0042
E-350 Super Duty	Ignition Coil	5.4L, 6.8L	Base, XL, XLT		IGC0113
E-350 Super Duty	Mass Air Flow Sensor	5.4L, 6.8L	Base, XL, XLT	Actual OE	MAF0012
Edge	Fuel Injection Throttle Body	3.5L	Limited, SE, SEL		ETB0048
Edge	Ignition Coil	3.5L	Limited, SE, SEL		IGC0169
Edge	Mass Air Flow Sensor	3.5L	Limited, SE, SEL	Actual OE	MAF0012
Escape	Ignition Coil	2.3L	Hybrid, XLS, XLT		IGC0114
Escape	Ignition Coil	3.0L	Limited, XLS, XLT	w/ Magnetic Shield for EMI Protection	IGC0148
Escape	Ignition Coil	3.0L	Limited, XLS, XLT	w/o Magnetic Shield for EMI Protection	IGC0181
Escape	Mass Air Flow Sensor	2.3L, 3.0L	Hybrid, Limited, XLS, XLT	Actual OE	MAF0012
Escape	Power Steering Pump	3.0L	Limited, XLS, XLT	2 washers, Actual OE	PSP0046
Escape	Engine Water Pump	2.3L	Hybrid, XLS, XLT	Actual OE	WUP0013
Expedition	Fuel Injection Throttle Body	5.4L	EL Eddie Bauer, EL King Ranch, EL Limited, EL XLT, Eddie Bauer, Eddie Bauer Max, Funkmaster Flex Edition, King Ranch, Limited, Max Eddie Bauer, Max Limited, XLT		ETB0059

Vehicle	Part Type	Engine Size	Trim	Note(s)	Part Number
<b>2008 Ford (cont'd)</b>					
Expedition	Ignition Coil	5.4L	EL Eddie Bauer, EL King Ranch, EL Limited, EL XLT, Eddie Bauer, Eddie Bauer Max, Funkmaster Flex Edition, King Ranch, Limited, Max Eddie Bauer, Max Limited, XLT	To 11/30/2007	IGC0116
Expedition	Ignition Coil	5.4L	EL Eddie Bauer, EL King Ranch, EL Limited, EL XLT, Eddie Bauer, Eddie Bauer Max, Funkmaster Flex Edition, King Ranch, Limited, Max Eddie Bauer, Max Limited, XLT	From 09/10/2007	IGC0117
Expedition	Mass Air Flow Sensor	5.4L	EL Eddie Bauer, EL King Ranch, EL Limited, EL XLT, Eddie Bauer, Eddie Bauer Max, Funkmaster Flex Edition, King Ranch, Limited, Max Eddie Bauer, Max Limited, XLT	Actual OE	MAF0012
Explorer	Fuel Injection Throttle Body	4.0L	Eddie Bauer, Limited, XLT		ETB0042
Explorer	Fuel Injection Throttle Body	4.6L	Eddie Bauer, Limited, XLT		ETB0065
Explorer	Ignition Coil	4.0L	Eddie Bauer, Limited, XLT		IGC0106
Explorer	Ignition Coil	4.6L	Eddie Bauer, Limited, XLT	To 11/30/2007	IGC0116
Explorer	Ignition Coil	4.6L	Eddie Bauer, Limited, XLT	From 09/10/2007	IGC0117
Explorer	Mass Air Flow Sensor	4.0L, 4.6L	Eddie Bauer, Limited, XLT	Actual OE	MAF0012
Explorer Sport Trac	Fuel Injection Throttle Body	4.0L	Limited, XLT		ETB0042
Explorer Sport Trac	Fuel Injection Throttle Body	4.6L	Base, Limited, XLT		ETB0065
Explorer Sport Trac	Ignition Coil	4.0L	Limited, XLT		IGC0106
Explorer Sport Trac	Ignition Coil	4.6L	Base, Limited, XLT	To 11/30/2007	IGC0116
Explorer Sport Trac	Ignition Coil	4.6L	Base, Limited, XLT	From 09/10/2007	IGC0117
Explorer Sport Trac	Mass Air Flow Sensor	4.0L, 4.6L	Base, Limited, XLT	Actual OE	MAF0012
F-150	Fuel Injection Throttle Body	4.6L	FX2, STX, THE 60TH ANNIVERSARY EDITION, XL, XLT, XTR		ETB0048
F-150	Fuel Injection Throttle Body	5.4L	FX2, FX4, Harley-Davidson Edition, King Ranch, Lariat, Limited, THE 60TH ANNIVERSARY EDITION, XL, XLT, XTR		ETB0059
F-150	Ignition Coil	4.2L	Flotillera, STX, XL, XLT		IGC0111

Vehicle	Part Type	Engine Size	Trim	Note(s)	Part Number
<b>2008 Ford (cont'd)</b>					
F-150	Ignition Coil	4.6L	FX2, STX, THE 60TH ANNIVERSARY EDITION, XL, XLT, XTR		IGC0113
F-150	Ignition Coil	5.4L	FX2, FX4, Harley-Davidson Edition, King Ranch, Lariat, Limited, THE 60TH ANNIVERSARY EDITION, XL, XLT, XTR	To 11/30/2007	IGC0116
F-150	Ignition Coil	5.4L	FX2, FX4, Harley-Davidson Edition, King Ranch, Lariat, Limited, THE 60TH ANNIVERSARY EDITION, XL, XLT, XTR	From 09/10/2007	IGC0117
F-150	Mass Air Flow Sensor	4.2L, 4.6L, 5.4L	FX2, FX4, Flotillera, Harley-Davidson Edition, King Ranch, Lariat, Limited, STX, THE 60TH ANNIVERSARY EDITION, XL, XLT, XTR	Actual OE	MAF0012
F-250 Super Duty	Fuel Injection Throttle Body	5.4L	FX4, King Ranch, Lariat, XL, XLT		ETB0059
F-250 Super Duty	Ignition Coil	5.4L, 6.8L	FX4, Harley-Davidson Edition, King Ranch, Lariat, XL, XLT	To 30/11/2007	IGC0116
F-250 Super Duty	Ignition Coil	5.4L, 6.8L	FX4, Harley-Davidson Edition, King Ranch, Lariat, XL, XLT	From 09/10/2007	IGC0117
F-250 Super Duty	Mass Air Flow Sensor	5.4L, 6.8L	FX4, Harley-Davidson Edition, King Ranch, Lariat, XL, XLT	Actual OE	MAF0012
F-350 Super Duty	Fuel Injection Throttle Body	5.4L	FX4, King Ranch, Lariat, XL, XLT		ETB0059
F-350 Super Duty	Ignition Coil	5.4L, 6.8L	FX4, Harley-Davidson Edition, King Ranch, Lariat, XL, XLT	To 11/30/2007	IGC0116
F-350 Super Duty	Ignition Coil	5.4L, 6.8L	FX4, Harley-Davidson Edition, King Ranch, Lariat, XL, XLT	From 09/10/2007	IGC0117
F-350 Super Duty	Mass Air Flow Sensor	5.4L, 6.8L	FX4, Harley-Davidson Edition, King Ranch, Lariat, XL, XLT	Actual OE	MAF0012
Focus	Idle Air Control Valve	2.0L	Ambiente, Sport	MEX, Actual OE	ABV0001
Focus	Fuel Injection Throttle Body	2.0L	S, SE, SES		ETB0068
Focus	Ignition Coil	2.0L	S, SE, SES		IGC0114
Focus	Mass Air Flow Sensor	2.0L	S, SE, SES	Actual OE	MAF0012
Focus	Engine Water Pump	2.0L	S, SE, SES	Actual OE	WUP0013
Fusion	Ignition Coil	3.0L	SE, SEL, SEL Plus		IGC0158

Vehicle	Part Type	Engine Size	Trim	Note(s)	Part Number
<b>2008 Ford (cont'd)</b>					
Fusion	Mass Air Flow Sensor	2.3L, 3.0L	S, SE, SEL, SEL Plus	Actual OE	MAF0012
Fusion	Engine Water Pump	2.3L	S, SE, SEL	Actual OE	WUP0013
Lobo	Idle Air Control Valve	4.6L	FX2, STX	MEX, Gasket, Actual OE	ABV0008
Lobo	Idle Air Control Valve	5.4L	Cromo, FX4, Harley-Davidson Edition, King Ranch, Lariat, Lariat Cromo, Limited, XLT	MEX, Gasket, Actual OE	ABV0028
Lobo	Mass Air Flow Sensor	4.6L, 5.4L	Cromo, FX2, FX4, Harley-Davidson Edition, King Ranch, Lariat, Lariat Cromo, Limited, STX, XLT	MEX, Actual OE	MAF0012
Mustang	Fuel Injection Throttle Body	4.0L	Base, Lujo	Non Heated	ETB0042
Mustang	Ignition Coil	4.0L	Base		IGC0106
Mustang	Ignition Coil	4.6L	Bullitt, GT, GT Base, GT Equipado, Lujo, Shelby GT		IGC0117
Mustang	Ignition Coil	5.4L	Shelby GT500, Shelby GT500KR		IGC0121
Mustang	Mass Air Flow Sensor	4.0L, 4.6L	Base, Bullitt, GT, GT Base, GT Equipado, Lujo, Shelby GT	Actual OE	MAF0012
Mustang	Mass Air Flow Sensor	5.4L	Shelby GT500, Shelby GT500KR	Actual OE	MAF0014
Ranger	Idle Air Control Valve	3.0L	Sport, XL, XLT	Gasket, Actual OE	ABV0004
Ranger	Ignition Coil	4.0L	FX4, Sport, XL, XLT		IGC0106
Ranger	Ignition Coil	3.0L	Sport, XL, XLT		IGC0111
Ranger	Ignition Coil	2.3L	Base, Limited, XL, XLT		IGC0112
Ranger	Mass Air Flow Sensor	2.3L, 3.0L, 4.0L	Base, FX4, Limited, Sport, XL, XLT	Actual OE	MAF0012
Ranger	Engine Water Pump	2.3L	Base, Limited, XL, XLT	Actual OE	WUP0013
Taurus	Fuel Injection Throttle Body	3.5L	Limited, SEL		ETB0048
Taurus	Ignition Coil	3.5L	Limited, SEL		IGC0169
Taurus	Mass Air Flow Sensor	3.5L	Limited, SEL	Actual OE	MAF0012
Taurus X	Fuel Injection Throttle Body	3.5L	Eddie Bauer, Limited, SEL		ETB0048
Taurus X	Ignition Coil	3.5L	Eddie Bauer, Limited, SEL		IGC0169
Taurus X	Mass Air Flow Sensor	3.5L	Eddie Bauer, Limited, SEL	Actual OE	MAF0012
<b>2009 Ford</b>					
Crown Victoria	Fuel Injection Throttle Body	4.6L	Fleet, LWB, LX, Police Interceptor		ETB0042

Vehicle	Part Type	Engine Size	Trim	Note(s)	Part Number
<b>2009 Ford (cont'd)</b>					
Crown Victoria	Ignition Coil	4.6L	Fleet, LWB, LX, Police Interceptor		IGC0113
Crown Victoria	Mass Air Flow Sensor	4.6L	Fleet, LWB, LX, Police Interceptor	Actual OE	MAF0012
E-150	Idle Air Control Valve	5.4L	Base, XL, XLT	L, Gasket, Actual OE	ABV0014
E-150	Fuel Injection Throttle Body	5.4L	Base, XL, XLT		ETB0042
E-150	Fuel Injection Throttle Body	4.6L	Base, XL, XLT		ETB0048
E-150	Ignition Coil	4.6L, 5.4L	Base, XL, XLT		IGC0113
E-150	Mass Air Flow Sensor	4.6L, 5.4L	Base, XL, XLT	Actual OE	MAF0012
E-250	Idle Air Control Valve	5.4L	Base	L, FLEX, Gasket, Actual OE	ABV0014
E-250	Fuel Injection Throttle Body	5.4L	Base		ETB0042
E-250	Fuel Injection Throttle Body	4.6L	Base		ETB0048
E-250	Ignition Coil	4.6L, 5.4L	Base		IGC0113
E-250	Mass Air Flow Sensor	4.6L, 5.4L	Base	Actual OE	MAF0012
E-350 Super Duty	Idle Air Control Valve	5.4L	Base, XL, XLT	L, FLEX, Gasket, Actual OE	ABV0014
E-350 Super Duty	Fuel Injection Throttle Body	5.4L	Base, XL, XLT		ETB0042
E-350 Super Duty	Ignition Coil	5.4L, 6.8L	Base, XL, XLT		IGC0113
E-350 Super Duty	Mass Air Flow Sensor	5.4L, 6.8L	Base, XL, XLT	Actual OE	MAF0012
E-450 Super Duty	Idle Air Control Valve	5.4L	Base	L, FLEX, Gasket, Actual OE	ABV0014
Edge	Fuel Injection Throttle Body	3.5L	Limited, SE, SEL, Sport		ETB0048
Edge	Ignition Coil	3.5L	Limited, SE, SEL, Sport		IGC0169
Edge	Mass Air Flow Sensor	3.5L	Limited, SE, SEL, Sport	Actual OE	MAF0012
Escape	Fuel Injection Throttle Body	3.0L	Limited, XLS, XLT		ETB0041
Escape	Ignition Coil	3.0L	Limited, XLS, XLT		IGC0158
Escape	Mass Air Flow Sensor	2.5L, 3.0L	Hybrid, Limited, Limited Hybrid, XLS, XLT	Actual OE	MAF0012
Escape	Power Steering Pump	3.0L	Limited, XLS, XLT	2 washers, Actual OE	PSP0046
Escape	Engine Water Pump	2.5L	Hybrid, Limited, Limited Hybrid, XLS, XLT	Actual OE	WUP0013

Vehicle	Part Type	Engine Size	Trim	Note(s)	Part Number
<b>2009 Ford (cont'd)</b>					
Expedition	Fuel Injection Throttle Body	5.4L	EL Eddie Bauer, EL King Ranch, EL Limited, EL XLT, Eddie Bauer, King Ranch, Limited, Max Eddie Bauer, Max King Ranch, Max Limited, XLT		ETB0059
Expedition	Ignition Coil	5.4L	EL Eddie Bauer, EL King Ranch, EL Limited, EL XLT, Eddie Bauer, King Ranch, Limited, Max Eddie Bauer, Max King Ranch, Max Limited, XLT		IGC0117
Expedition	Mass Air Flow Sensor	5.4L	EL Eddie Bauer, EL King Ranch, EL Limited, EL XLT, Eddie Bauer, King Ranch, Limited, Max Eddie Bauer, Max King Ranch, Max Limited, XLT	Actual OE	MAF0012
Explorer	Fuel Injection Throttle Body	4.0L	Eddie Bauer, Limited, XLT		ETB0042
Explorer	Fuel Injection Throttle Body	4.6L	Eddie Bauer, Limited, XLT		ETB0065
Explorer	Ignition Coil	4.0L	Eddie Bauer, Limited, XLT		IGC0106
Explorer	Ignition Coil	4.6L	Eddie Bauer, Limited, XLT		IGC0117
Explorer	Mass Air Flow Sensor	4.0L, 4.6L	Eddie Bauer, Limited, XLT	Actual OE	MAF0012
Explorer Sport Trac	Fuel Injection Throttle Body	4.0L	Limited, XLT		ETB0042
Explorer Sport Trac	Fuel Injection Throttle Body	4.6L	Base, Limited, XLT		ETB0065
Explorer Sport Trac	Ignition Coil	4.0L	Limited, XLT		IGC0106
Explorer Sport Trac	Ignition Coil	4.6L	Base, Limited, XLT		IGC0117
Explorer Sport Trac	Mass Air Flow Sensor	4.0L, 4.6L	Base, Limited, XLT	Actual OE	MAF0012
F-150	Fuel Injection Throttle Body	4.6L	STX, XL, XLT	W	ETB0048
F-150	Fuel Injection Throttle Body	5.4L	FX4, King Ranch, Lariat, Platinum, XL, XLT		ETB0059
F-150	Ignition Coil	4.6L	STX, XL, XLT	16 valves	IGC0113
F-150	Ignition Coil	5.4L	FX4, King Ranch, Lariat, Platinum, XL, XLT		IGC0117
F-150	Ignition Coil	4.6L	STX, XL, XLT	24 valves	IGC0117
F-150	Mass Air Flow Sensor	4.6L, 5.4L	FX4, King Ranch, Lariat, Platinum, STX, XL, XLT	Actual OE	MAF0012
F-250 Super Duty	Fuel Injection Throttle Body	5.4L	Cabela's, FX4, King Ranch, Lariat, XL, XLT		ETB0059
F-250 Super Duty	Ignition Coil	5.4L, 6.8L	Cabela's, FX4, Harley-Davidson Edition, King Ranch, Lariat, XL, XLT		IGC0117

Vehicle	Part Type	Engine Size	Trim	Note(s)	Part Number
<b>2009 Ford (cont'd)</b>					
F-250 Super Duty	Mass Air Flow Sensor	5.4L, 6.8L	Cabela's, FX4, Harley-Davidson Edition, King Ranch, Lariat, XL, XLT	Actual OE	MAF0012
F-350 Super Duty	Fuel Injection Throttle Body	5.4L	Cabela's, FX4, King Ranch, Lariat, XL, XLT		ETB0059
F-350 Super Duty	Ignition Coil	5.4L, 6.8L	Cabela's, FX4, Harley-Davidson Edition, King Ranch, Lariat, XL, XLT		IGC0117
F-350 Super Duty	Mass Air Flow Sensor	5.4L, 6.8L	Cabela's, FX4, Harley-Davidson Edition, King Ranch, Lariat, XL, XLT	Actual OE	MAF0012
Flex	Fuel Injection Throttle Body	3.5L	Limited, SE, SEL		ETB0048
Flex	Ignition Coil	3.5L	Limited, SE, SEL		IGC0169
Flex	Mass Air Flow Sensor	3.5L	Limited, SE, SEL	Actual OE	MAF0012
Focus	Idle Air Control Valve	2.0L	Ambiente, Sport	MEX, Actual OE	ABV0001
Focus	Fuel Injection Throttle Body	2.0L	S, SE, SEL, SES		ETB0068
Focus	Ignition Coil	2.0L	S, SE, SEL, SES		IGC0114
Focus	Mass Air Flow Sensor	2.0L	S, SE, SEL, SES	Actual OE	MAF0012
Focus	Engine Water Pump	2.0L	S, SE, SEL, SES	Actual OE	WUP0013
Fusion	Ignition Coil	3.0L	SE, SEL, SEL Plus		IGC0158
Fusion	Mass Air Flow Sensor	2.3L, 3.0L	S, SE, SEL, SEL Plus	Actual OE	MAF0012
Fusion	Engine Water Pump	2.3L	S, SE, SEL	Actual OE	WUP0013
Mustang	Fuel Injection Throttle Body	4.0L	Base, Lujo		ETB0042
Mustang	Ignition Coil	4.0L	Base		IGC0106
Mustang	Ignition Coil	4.6L	Bullitt, GT, GT Equipado, Lujo		IGC0117
Mustang	Ignition Coil	5.4L	Shelby, Shelby GT500, Shelby GT500KR		IGC0121
Mustang	Mass Air Flow Sensor	4.0L, 4.6L	Base, Bullitt, GT, GT Equipado, Lujo	Actual OE	MAF0012
Mustang	Mass Air Flow Sensor	5.4L	Shelby, Shelby GT500, Shelby GT500KR	Actual OE	MAF0014
Ranger	Ignition Coil	4.0L	FX4, Sport, XL, XLT		IGC0106
Ranger	Ignition Coil	2.3L	Base, Limited, Sport, XL, XLT		IGC0112
Ranger	Mass Air Flow Sensor	2.3L, 4.0L	Base, FX4, Limited, Sport, XL, XLT	Actual OE	MAF0012
Ranger	Engine Water Pump	2.3L	Base, Limited, Sport, XL, XLT	Actual OE	WUP0013

Vehicle	Part Type	Engine Size	Trim	Note(s)	Part Number
<b>2009 Ford (cont'd)</b>					
Taurus	Fuel Injection Throttle Body	3.5L	Limited, SE, SEL		ETB0048
Taurus	Ignition Coil	3.5L	Limited, SE, SEL		IGC0169
Taurus	Mass Air Flow Sensor	3.5L	Limited, SE, SEL	Actual OE	MAF0012
Taurus X	Fuel Injection Throttle Body	3.5L	Eddie Bauer, Limited, SEL		ETB0048
Taurus X	Ignition Coil	3.5L	Eddie Bauer, Limited, SEL		IGC0169
Taurus X	Mass Air Flow Sensor	3.5L	Eddie Bauer, Limited, SEL	Actual OE	MAF0012
<b>2010 Ford</b>					
Crown Victoria	Fuel Injection Throttle Body	4.6L	Base, LX, Police Interceptor		ETB0042
Crown Victoria	Ignition Coil	4.6L	Base, LX, Police Interceptor		IGC0113
Crown Victoria	Mass Air Flow Sensor	4.6L	Base, LX, Police Interceptor	Actual OE	MAF0012
E-150	Fuel Injection Throttle Body	5.4L	Base, XL, XLT		ETB0042
E-150	Fuel Injection Throttle Body	4.6L	Base, XL, XLT		ETB0048
E-150	Ignition Coil	4.6L, 5.4L	Base, XL, XLT		IGC0113
E-150	Mass Air Flow Sensor	4.6L, 5.4L	Base, XL, XLT	Actual OE	MAF0012
E-250	Fuel Injection Throttle Body	5.4L	Base		ETB0042
E-250	Fuel Injection Throttle Body	4.6L	Base		ETB0048
E-250	Ignition Coil	4.6L, 5.4L	Base		IGC0113
E-250	Mass Air Flow Sensor	4.6L, 5.4L	Base	Actual OE	MAF0012
E-350 Super Duty	Fuel Injection Throttle Body	5.4L	Base, XL, XLT		ETB0042
E-350 Super Duty	Ignition Coil	5.4L, 6.8L	Base, XL, XLT		IGC0113
E-350 Super Duty	Mass Air Flow Sensor	5.4L, 6.8L	Base, XL, XLT	Actual OE	MAF0012
Econoline Van	Idle Air Control Valve	4.6L	Base	MEX, Gasket, Actual OE	ABV0014
Econoline Wagon	Idle Air Control Valve	4.6L	XL	MEX, Gasket, Actual OE	ABV0014
Edge	Fuel Injection Throttle Body	3.5L	Limited, SE, SEL, Sport		ETB0048
Edge	Ignition Coil	3.5L	Limited, SE, SEL, Sport		IGC0169
Edge	Mass Air Flow Sensor	3.5L	Limited, SE, SEL, Sport	Actual OE	MAF0012
Escape	Fuel Injection Throttle Body	3.0L	Limited, XLS, XLT		ETB0041
Escape	Ignition Coil	3.0L	Limited, XLS, XLT		IGC0158



Vehicle	Part Type	Engine Size	Trim	Note(s)	Part Number
<b>2010 Ford (cont'd)</b>					
Escape	Mass Air Flow Sensor	2.5L, 3.0L	Hybrid, Limited, Limited Hybrid, XLS, XLT	Actual OE	MAF0012
Escape	Power Steering Pump	3.0L	Limited, XLS, XLT	2 washers, Actual OE	PSP0046
Escape	Engine Water Pump	2.5L	Hybrid, Limited, Limited Hybrid, XLS, XLT	Actual OE	WUP0013
Expedition	Idle Air Control Valve	5.4L	King Ranch, Limited	MEX, Gasket, Actual OE	ABV0028
Expedition	Fuel Injection Throttle Body	5.4L	EL Eddie Bauer, EL King Ranch, EL Limited, EL XLT, Eddie Bauer, King Ranch, Limited, Max Eddie Bauer, Max King Ranch, Max Limited, XLT		ETB0059
Expedition	Ignition Coil	5.4L	EL Eddie Bauer, EL King Ranch, EL Limited, EL XLT, Eddie Bauer, King Ranch, Limited, Max Eddie Bauer, Max King Ranch, Max Limited, XLT		IGC0117
Expedition	Mass Air Flow Sensor	5.4L	EL Eddie Bauer, EL King Ranch, EL Limited, EL XLT, Eddie Bauer, King Ranch, Limited, Max Eddie Bauer, Max King Ranch, Max Limited, XLT	Actual OE	MAF0012
Explorer	Idle Air Control Valve	4.6L	Limited, XLT	MEX, Gasket, Actual OE	ABV0010
Explorer	Fuel Injection Throttle Body	4.0L	Eddie Bauer, Limited, XLT, XLT Base		ETB0042
Explorer	Fuel Injection Throttle Body	4.6L	Eddie Bauer, Limited, XLT		ETB0065
Explorer	Ignition Coil	4.0L	Eddie Bauer, Limited, XLT		IGC0106
Explorer	Ignition Coil	4.6L	Eddie Bauer, Limited, XLT		IGC0117
Explorer	Mass Air Flow Sensor	4.0L, 4.6L	Eddie Bauer, Limited, XLT	Actual OE	MAF0012
Explorer Sport Trac	Idle Air Control Valve	4.6L	Base	MEX, Gasket, Actual OE	ABV0010
Explorer Sport Trac	Fuel Injection Throttle Body	4.0L	Limited, XLT		ETB0042
Explorer Sport Trac	Fuel Injection Throttle Body	4.6L	Base, Limited, XLT		ETB0065
Explorer Sport Trac	Ignition Coil	4.0L	Limited, XLT		IGC0106
Explorer Sport Trac	Ignition Coil	4.6L	Base, Limited, XLT		IGC0117
Explorer Sport Trac	Mass Air Flow Sensor	4.0L, 4.6L	Base, Limited, XLT	Actual OE	MAF0012
F-150	Fuel Injection Throttle Body	4.6L	STX, XL, XLT	W	ETB0048

Vehicle	Part Type	Engine Size	Trim	Note(s)	Part Number
<b>2010 Ford (cont'd)</b>					
F-150	Fuel Injection Throttle Body	5.4L	FX2, FX4, Harley-Davidson Edition, King Ranch, Lariat, Platinum, SVT Raptor, XL, XLT		ETB0059
F-150	Ignition Coil	4.6L	STX, XL, XLT	16 valves	IGC0113
F-150	Ignition Coil	5.4L	FX2, FX4, Harley-Davidson Edition, King Ranch, Lariat, Platinum, SVT Raptor, XL, XLT		IGC0117
F-150	Ignition Coil	4.6L	FX2, STX, XL, XLT	24 valves	IGC0117
F-150	Mass Air Flow Sensor	4.6L, 5.4L	FX2, FX4, Harley-Davidson Edition, King Ranch, Lariat, Platinum, STX, SVT Raptor, XL, XLT	Actual OE	MAF0012
F-150	Mass Air Flow Sensor	6.2L	SVT Raptor	Actual OE	MAF0112
F-150	Engine Water Pump	6.2L	SVT Raptor	Actual OE	WUP0020
F-250 Super Duty	Fuel Injection Throttle Body	5.4L	Cabela's, King Ranch, Lariat, XL, XLT		ETB0059
F-250 Super Duty	Ignition Coil	5.4L, 6.8L	Cabela's, King Ranch, Lariat, XL, XLT		IGC0117
F-250 Super Duty	Mass Air Flow Sensor	5.4L, 6.8L	Cabela's, King Ranch, Lariat, XL, XLT	Actual OE	MAF0012
F-350 Super Duty	Fuel Injection Throttle Body	5.4L	Cabela's, King Ranch, Lariat, XL, XLT		ETB0059
F-350 Super Duty	Ignition Coil	5.4L, 6.8L	Cabela's, King Ranch, Lariat, XL, XLT		IGC0117
F-350 Super Duty	Mass Air Flow Sensor	5.4L, 6.8L	Cabela's, King Ranch, Lariat, XL, XLT	Actual OE	MAF0012
Flex	Fuel Injection Throttle Body	3.5L	Limited, SE, SEL	Naturally Aspirated	ETB0048
Flex	Ignition Coil	3.5L	Limited, SE, SEL	Naturally Aspirated	IGC0169
Flex	Mass Air Flow Sensor	3.5L	Limited, SE, SEL	Actual OE	MAF0012
Focus	Idle Air Control Valve	2.0L	Ambiente, Sport	MEX, Actual OE	ABV0001
Focus	Fuel Injection Throttle Body	2.0L	S, SE, SEL, SES		ETB0068
Focus	Ignition Coil	2.0L	S, SE, SEL, SES		IGC0114
Focus	Mass Air Flow Sensor	2.0L	S, SE, SEL, SES	Actual OE	MAF0012
Focus	Engine Water Pump	2.0L	S, SE, SEL, SES	Actual OE	WUP0013
Fusion	Fuel Injection Throttle Body	2.5L, 3.0L	Hybrid, S, SE, SEL		ETB0041
Fusion	Fuel Injection Throttle Body	3.5L	Sport		ETB0048
Fusion	Ignition Coil	3.0L	SE, SEL		IGC0158

Vehicle	Part Type	Engine Size	Trim	Note(s)	Part Number
<b>2010 Ford (cont'd)</b>					
Fusion	Ignition Coil	3.5L	Sport		IGC0169
Fusion	Mass Air Flow Sensor	2.3L, 2.5L, 3.0L, 3.5L	Hybrid, S, SE, SEL, Sport	Actual OE	MAF0012
Fusion	Engine Water Pump	2.5L	Hybrid, S, SE, SEL	Actual OE	WUP0013
Lobo	Idle Air Control Valve	4.6L	Base, XLT	MEX, Gasket, Actual OE	ABV0008
Lobo	Idle Air Control Valve	5.4L	Base, Lariat, Sport FX4, XLT	MEX, Gasket, Actual OE	ABV0028
Lobo	Mass Air Flow Sensor	4.6L, 5.4L	Base, Lariat, Sport FX4, XLT	MEX, Actual OE	MAF0012
Mustang	Fuel Injection Throttle Body	4.0L	Base		ETB0042
Mustang	Ignition Coil	4.0L	Base		IGC0106
Mustang	Ignition Coil	4.6L	Base, GT		IGC0117
Mustang	Ignition Coil	5.4L	Shelby, Shelby GT500		IGC0121
Mustang	Mass Air Flow Sensor	4.0L, 4.6L	Base, GT	Actual OE	MAF0012
Mustang	Mass Air Flow Sensor	5.4L	Shelby, Shelby GT500	Actual OE	MAF0014
Ranger	Ignition Coil	4.0L	Sport, XL, XLT		IGC0106
Ranger	Ignition Coil	2.3L	Base, Limited, XL, XLT		IGC0112
Ranger	Mass Air Flow Sensor	2.3L, 4.0L	Base, Limited, Sport, XL, XLT	Actual OE	MAF0012
Ranger	Engine Water Pump	2.3L	XL, XLT	Actual OE	WUP0013
Ranger	Engine Water Pump	2.3L	Base, Limited	w/o Pulley, Actual OE	WUP0013
Taurus	Fuel Injection Throttle Body	3.5L	Limited, SE, SEL	Naturally Aspirated	ETB0048
Taurus	Ignition Coil	3.5L	Limited, SE, SEL	Naturally Aspirated	IGC0169
Taurus	Mass Air Flow Sensor	3.5L	Limited, SE, SEL, SHO	Actual OE	MAF0012
Transit Connect	Fuel Injection Throttle Body	2.0L	XL, XLT		ETB0068
Transit Connect	Ignition Coil	2.0L	XL, XLT		IGC0114
Transit Connect	Mass Air Flow Sensor	2.0L	XL, XLT	Actual OE	MAF0012
Transit Connect	Engine Water Pump	2.0L	XL, XLT	Actual OE	WUP0013
<b>2011 Ford</b>					
Crown Victoria	Fuel Injection Throttle Body	4.6L	Base, LX, Police Interceptor		ETB0042
Crown Victoria	Ignition Coil	4.6L	Base, LX, Police Interceptor		IGC0113
Crown Victoria	Mass Air Flow Sensor	4.6L	Base, LX, Police Interceptor	Actual OE	MAF0012

Vehicle	Part Type	Engine Size	Trim	Note(s)	Part Number
<b>2011 Ford (cont'd)</b>					
E-150	Fuel Injection Throttle Body	5.4L	Base, XL, XLT		ETB0042
E-150	Fuel Injection Throttle Body	4.6L	Base, XL, XLT		ETB0048
E-150	Ignition Coil	4.6L, 5.4L	Base, XL, XLT		IGC0113
E-150	Mass Air Flow Sensor	4.6L, 5.4L	Base, XL, XLT	Actual OE	MAF0012
E-250	Fuel Injection Throttle Body	5.4L	Base		ETB0042
E-250	Fuel Injection Throttle Body	4.6L	Base		ETB0048
E-250	Ignition Coil	4.6L, 5.4L	Base		IGC0113
E-250	Mass Air Flow Sensor	4.6L, 5.4L	Base	Actual OE	MAF0012
E-350 Super Duty	Fuel Injection Throttle Body	5.4L	Base, XL, XLT		ETB0042
E-350 Super Duty	Ignition Coil	5.4L, 6.8L	Base, XL, XLT		IGC0113
E-350 Super Duty	Mass Air Flow Sensor	5.4L, 6.8L	Base, XL, XLT	Actual OE	MAF0012
Econoline Van	Idle Air Control Valve	4.6L	Base	MEX, Gasket, Actual OE	ABV0014
Econoline Wagon	Idle Air Control Valve	4.6L	XL	MEX, Gasket, Actual OE	ABV0014
Edge	Fuel Injection Throttle Body	3.5L, 3.7L	Limited, SE, SEL, Sport		ETB0044
Edge	Ignition Coil	3.5L, 3.7L	Limited, SE, SEL, Sport		IGC0169
Edge	Mass Air Flow Sensor	3.5L, 3.7L	Limited, SE, SEL, Sport	Actual OE	MAF0012
Edge	Power Steering Pump	3.5L, 3.7L	Limited, SE, SEL, Sport	2 washers, Actual OE	PSP0048
Escape	Idle Air Control Valve	3.0L	Limited, Limited Plus	MEX, Actual OE	ABV0038
Escape	Fuel Injection Throttle Body	3.0L	Limited, Limited Plus, XLT		ETB0041
Escape	Ignition Coil	3.0L	Limited, Limited Plus, XLT		IGC0158
Escape	Mass Air Flow Sensor	2.5L, 3.0L	Hybrid, Limited, Limited Hybrid, Limited Plus, XLS, XLT	Actual OE	MAF0012
Escape	Power Steering Pump	3.0L	Limited, Limited Plus, XLT	2 washers, Actual OE	PSP0046
Escape	Engine Water Pump	2.5L	Hybrid, Limited, Limited Hybrid, XLS, XLT	Actual OE	WUP0013
Expedition	Idle Air Control Valve	5.4L	King Ranch, Limited	MEX, Gasket, Actual OE	ABV0028
Expedition	Fuel Injection Throttle Body	5.4L	EL King Ranch, EL Limited, EL XL, EL XLT, King Ranch, Limited, Max King Ranch, Max Limited, Max XL, XL, XLT		ETB0059

Vehicle	Part Type	Engine Size	Trim	Note(s)	Part Number
<b>2011 Ford (cont'd)</b>					
Expedition	Ignition Coil	5.4L	EL King Ranch, EL Limited, EL XL, EL XLT, King Ranch, Limited, Max King Ranch, Max Limited, Max XL, XL, XLT		IGC0117
Expedition	Mass Air Flow Sensor	5.4L	EL King Ranch, EL Limited, EL XL, EL XLT, King Ranch, Limited, Max King Ranch, Max Limited, Max XL, XL, XLT	Actual OE	MAF0012
Explorer	Fuel Injection Throttle Body	3.5L	Base, Limited, XLT, XLT Base		ETB0044
Explorer	Ignition Coil	3.5L	Base, Limited, XLT, XLT Base		IGC0169
Explorer	Mass Air Flow Sensor	3.5L	Base, Limited, XLT, XLT Base	Actual OE	MAF0012
F53	Mass Air Flow Sensor	6.8L	Base	Actual OE	MAF0112
F-150	Fuel Injection Throttle Body	3.7L	STX, XL, XLT		ETB0044
F-150	Fuel Injection Throttle Body	3.5L	FX2, FX4, King Ranch, Lariat, Platinum, XL, XLT		ETB0046
F-150	Ignition Coil	3.7L	STX, XL, XLT		IGC0169
F-150	Mass Air Flow Sensor	3.5L, 3.7L, 5.0L, 6.2L	FX2, FX4, Harley-Davidson Edition, King Ranch, Lariat, Lariat Limited, Platinum, STX, SVT Raptor, XL, XLT	Actual OE	MAF0112
F-150	Engine Water Pump	5.0L	FX2, FX4, King Ranch, Lariat, Platinum, STX, XL, XLT	Actual OE	WUP0014
F-150	Engine Water Pump	6.2L	Harley-Davidson Edition, Lariat, Lariat Limited, Platinum, SVT Raptor	Actual OE	WUP0020
F-250 Super Duty	Mass Air Flow Sensor	6.7L	FX4, King Ranch, Lariat, XL, XLT	Actual OE	MAF0111
F-250 Super Duty	Mass Air Flow Sensor	6.2L	King Ranch, Lariat, XL, XLT	Actual OE	MAF0112
F-250 Super Duty	Manifold Absolute Pressure Sensor	6.7L	FX4, King Ranch, Lariat, XL, XLT	Actual OE	PRS0019
F-250 Super Duty	Engine Water Pump	6.2L	King Ranch, Lariat, XL, XLT	Actual OE	WUP0020
F-350	Idle Air Control Valve	6.2L	XL, XLT	MEX, Gasket, Actual OE	ABV0014
F-350 Super Duty	Mass Air Flow Sensor	6.7L	King Ranch, Lariat, XL, XLT	Actual OE	MAF0111
F-350 Super Duty	Mass Air Flow Sensor	6.2L	King Ranch, Lariat, XL, XLT	Actual OE	MAF0112
F-350 Super Duty	Manifold Absolute Pressure Sensor	6.7L	King Ranch, Lariat, XL, XLT	Actual OE	PRS0019
F-350 Super Duty	Engine Water Pump	6.2L	King Ranch, Lariat, XL, XLT	Actual OE	WUP0020

Vehicle	Part Type	Engine Size	Trim	Note(s)	Part Number
<b>2011 Ford (cont'd)</b>					
F-450 Super Duty	Mass Air Flow Sensor	6.7L	Base, King Ranch, Lariat, XL, XLT	Actual OE	MAF0111
F-450 Super Duty	Mass Air Flow Sensor	6.8L	XL, XLT	Actual OE	MAF0112
F-550 Super Duty	Mass Air Flow Sensor	6.7L	Lariat, XL, XLT	Actual OE	MAF0111
F-550 Super Duty	Mass Air Flow Sensor	6.8L	XL, XLT	Actual OE	MAF0112
Fiesta	Mass Air Flow Sensor	1.6L	S, SE, SEL, SES	Actual OE	MAF0012
Flex	Fuel Injection Throttle Body	3.5L	Limited, SE, SEL, Titanium	Naturally Aspirated	ETB0048
Flex	Ignition Coil	3.5L	Limited, SE, SEL, Titanium	Naturally Aspirated	IGC0169
Flex	Mass Air Flow Sensor	3.5L	Limited, SE, SEL, Titanium	Actual OE	MAF0012
Focus	Fuel Injection Throttle Body	2.0L	S, SE, SEL, SES		ETB0068
Focus	Ignition Coil	2.0L	S, SE, SEL, SES		IGC0114
Focus	Mass Air Flow Sensor	2.0L	S, SE, SEL, SES	Actual OE	MAF0012
Focus	Engine Water Pump	2.0L	S, SE, SEL, SES	Actual OE	WUP0013
Fusion	Fuel Injection Throttle Body	2.5L, 3.0L	Hybrid, S, SE, SEL		ETB0041
Fusion	Fuel Injection Throttle Body	3.5L	Sport		ETB0048
Fusion	Ignition Coil	3.0L	SE, SEL		IGC0158
Fusion	Ignition Coil	3.5L	Sport		IGC0169
Fusion	Mass Air Flow Sensor	2.5L, 3.0L, 3.5L	Hybrid, S, SE, SEL, Sport	Actual OE	MAF0012
Fusion	Engine Water Pump	2.5L	Hybrid, S, SE, SEL	Actual OE	WUP0013
Mustang	Fuel Injection Throttle Body	3.7L	Base		ETB0044
Mustang	Ignition Coil	5.4L	Shelby, Shelby GT500		IGC0121
Mustang	Ignition Coil	3.7L	Base		IGC0169
Mustang	Mass Air Flow Sensor	3.7L, 5.0L, 5.4L	Base, GT, Shelby, Shelby GT500	Actual OE	MAF0112
Mustang	Engine Water Pump	5.0L	GT	Actual OE	WUP0014
Ranger	Ignition Coil	4.0L	Sport, XL, XLT		IGC0106
Ranger	Ignition Coil	2.3L	Base, XL, XLT		IGC0112
Ranger	Mass Air Flow Sensor	2.3L, 4.0L	Base, Sport, XL, XLT	Actual OE	MAF0012
Ranger	Engine Water Pump	2.3L	XL, XLT	Actual OE	WUP0013
Ranger	Engine Water Pump	2.3L	Base	w/o Pulley, Actual OE	WUP0013

Vehicle	Part Type	Engine Size	Trim	Note(s)	Part Number
<b>2011 Ford (cont'd)</b>					
Taurus	Fuel Injection Throttle Body	3.5L	Limited, SE, SEL	Naturally Aspirated	ETB0048
Taurus	Ignition Coil	3.5L	Limited, SE, SEL	Naturally Aspirated	IGC0169
Taurus	Mass Air Flow Sensor	3.5L	Limited, SE, SEL, SHO	Actual OE	MAF0012
Transit Connect	Fuel Injection Throttle Body	2.0L	XL, XLT, XLT Premium		ETB0068
Transit Connect	Ignition Coil	2.0L	XL, XLT, XLT Premium		IGC0114
Transit Connect	Mass Air Flow Sensor	2.0L	XL, XLT, XLT Premium	Actual OE	MAF0012
Transit Connect	Engine Water Pump	2.0L	XL, XLT, XLT Premium	To 03/10/2010, Actual OE	WUP0013
<b>2012 Ford</b>					
E-150	Fuel Injection Throttle Body	5.4L	Base, XL, XLT		ETB0042
E-150	Fuel Injection Throttle Body	4.6L	Base, XL, XLT		ETB0048
E-150	Ignition Coil	4.6L, 5.4L	Base, XL, XLT		IGC0113
E-150	Mass Air Flow Sensor	4.6L, 5.4L	Base, XL, XLT	Actual OE	MAF0012
E-250	Fuel Injection Throttle Body	5.4L	Base		ETB0042
E-250	Fuel Injection Throttle Body	4.6L	Base		ETB0048
E-250	Ignition Coil	4.6L, 5.4L	Base		IGC0113
E-250	Mass Air Flow Sensor	4.6L, 5.4L	Base	Actual OE	MAF0012
E-350 Super Duty	Fuel Injection Throttle Body	5.4L	Base, XL, XLT		ETB0042
E-350 Super Duty	Ignition Coil	5.4L, 6.8L	Base, XL, XLT		IGC0113
E-350 Super Duty	Mass Air Flow Sensor	5.4L, 6.8L	Base, XL, XLT	Actual OE	MAF0012
Edge	Fuel Injection Throttle Body	3.5L, 3.7L	Limited, SE, SEL, Sport		ETB0044
Edge	Ignition Coil	3.5L, 3.7L	Limited, SE, SEL, Sport		IGC0169
Edge	Mass Air Flow Sensor	3.5L, 3.7L	Limited, SE, SEL, Sport	Actual OE	MAF0012
Edge	Mass Air Flow Sensor	2.0L	Limited, SE, SEL	Actual OE	MAF0115
Edge	Power Steering Pump	3.5L, 3.7L	Limited, SE, SEL, Sport	2 washers, Actual OE	PSP0048
Edge	Power Steering Pump	2.0L	Limited, SE, SEL	2 washers, Actual OE	PSP0049
Escape	Fuel Injection Throttle Body	3.0L	Limited, Limited Plus, XLT		ETB0041
Escape	Ignition Coil	3.0L	Limited, Limited Plus, XLT		IGC0158

Vehicle	Part Type	Engine Size	Trim	Note(s)	Part Number
<b>2012 Ford (cont'd)</b>					
Escape	Mass Air Flow Sensor	2.5L, 3.0L	Hybrid, Limited, Limited Hybrid, Limited Plus, XLS, XLT	Actual OE	MAF0012
Escape	Power Steering Pump	3.0L	Limited, Limited Plus, XLT	2 washers, Actual OE	PSP0046
Escape	Engine Water Pump	2.5L	Hybrid, Limited, Limited Hybrid, XLS, XLT	Actual OE	WUP0013
Expedition	Idle Air Control Valve	5.4L	King Ranch, Limited	MEX, Gasket, Actual OE	ABV0028
Expedition	Fuel Injection Throttle Body	5.4L	EL King Ranch, EL Limited, EL XL, EL XLT, King Ranch, Limited, Max Limited, XL, XLT		ETB0059
Expedition	Ignition Coil	5.4L	EL King Ranch, EL Limited, EL XL, EL XLT, King Ranch, Limited, Max Limited, XL, XLT		IGC0117
Expedition	Mass Air Flow Sensor	5.4L	EL King Ranch, EL Limited, EL XL, EL XLT, King Ranch, Limited, Max Limited, XL, XLT	Actual OE	MAF0112
Explorer	Fuel Injection Throttle Body	3.5L	Base, Limited, XLT, XLT Base		ETB0044
Explorer	Ignition Coil	3.5L	Base, Limited, XLT, XLT Base		IGC0169
Explorer	Mass Air Flow Sensor	3.5L	Base, Limited, XLT, XLT Base	Actual OE	MAF0012
Explorer	Mass Air Flow Sensor	2.0L	Base, Limited, XLT	Actual OE	MAF0115
F53	Mass Air Flow Sensor	6.8L	Base	Actual OE	MAF0112
F-150	Fuel Injection Throttle Body	3.7L	STX, XL, XLT		ETB0044
F-150	Fuel Injection Throttle Body	3.5L	FX2, FX4, King Ranch, Lariat, Platinum, XL, XLT		ETB0046
F-150	Ignition Coil	3.7L	STX, XL, XLT		IGC0169
F-150	Mass Air Flow Sensor	3.5L, 3.7L, 5.0L, 6.2L	FX2, FX4, Harley-Davidson Edition, King Ranch, Lariat, Platinum, STX, SVT Raptor, XL, XLT	Actual OE	MAF0112
F-150	Engine Water Pump	5.0L	FX2, FX4, King Ranch, Lariat, Platinum, STX, XL, XLT	Actual OE	WUP0014
F-150	Engine Water Pump	6.2L	Harley-Davidson Edition, Lariat, Platinum, SVT Raptor	Actual OE	WUP0020
F-250 Super Duty	Mass Air Flow Sensor	6.7L	FX4, King Ranch, Lariat, XL, XLT	Actual OE	MAF0111
F-250 Super Duty	Mass Air Flow Sensor	6.2L	King Ranch, Lariat, XL, XLT	Actual OE	MAF0112



Vehicle	Part Type	Engine Size	Trim	Note(s)	Part Number
<b>2012 Ford (cont'd)</b>					
F-250 Super Duty	Manifold Absolute Pressure Sensor	6.7L	FX4, King Ranch, Lariat, XL, XLT	Actual OE	PRS0019
F-250 Super Duty	Engine Water Pump	6.2L	King Ranch, Lariat, XL, XLT	Actual OE	WUP0020
F-350	Idle Air Control Valve	6.2L	XL, XLT	MEX, Gasket, Actual OE	ABV0014
F-350 Super Duty	Mass Air Flow Sensor	6.7L	King Ranch, Lariat, XL, XLT	Actual OE	MAF0111
F-350 Super Duty	Mass Air Flow Sensor	6.2L	King Ranch, Lariat, XL, XLT	Actual OE	MAF0112
F-350 Super Duty	Manifold Absolute Pressure Sensor	6.7L	King Ranch, Lariat, XL, XLT	Actual OE	PRS0019
F-350 Super Duty	Engine Water Pump	6.2L	King Ranch, Lariat, XL, XLT	Actual OE	WUP0020
F-450 Super Duty	Mass Air Flow Sensor	6.7L	Base, King Ranch, Lariat, XL, XLT	Actual OE	MAF0111
F-450 Super Duty	Mass Air Flow Sensor	6.8L	XL, XLT	Actual OE	MAF0112
F-550 Super Duty	Mass Air Flow Sensor	6.7L	Base, Lariat, XL, XLT	Actual OE	MAF0111
F-550 Super Duty	Mass Air Flow Sensor	6.8L	Base, XL, XLT	Actual OE	MAF0112
Fiesta	Mass Air Flow Sensor	1.6L	S, SE, SEL, SES	Actual OE	MAF0012
Flex	Fuel Injection Throttle Body	3.5L	Limited, SE, SEL, Titanium	Naturally Aspirated	ETB0048
Flex	Ignition Coil	3.5L	Limited, SE, SEL, Titanium	Naturally Aspirated	IGC0169
Flex	Mass Air Flow Sensor	3.5L	Limited, SE, SEL, Titanium	Actual OE	MAF0012
Focus	Mass Air Flow Sensor	2.0L	S, SE, SEL, Titanium	Actual OE	MAF0114
Focus	Engine Water Pump	2.0L	S, SE, SEL, Titanium	Actual OE	WUP0013
Fusion	Fuel Injection Throttle Body	3.0L	SE, SEL		ETB0041
Fusion	Fuel Injection Throttle Body	2.5L	Hybrid, S, SE, SEL	To 29/07/2012	ETB0041
Fusion	Fuel Injection Throttle Body	3.5L	Sport		ETB0048
Fusion	Ignition Coil	3.0L	SE, SEL		IGC0158
Fusion	Ignition Coil	3.5L	Sport		IGC0169
Fusion	Mass Air Flow Sensor	2.5L, 3.0L, 3.5L	Hybrid, S, SE, SEL, Sport	Actual OE	MAF0012
Fusion	Engine Water Pump	2.5L	Hybrid, S, SE, SEL	Actual OE	WUP0013
Mustang	Fuel Injection Throttle Body	3.7L	Base, ST		ETB0044
Mustang	Ignition Coil	5.4L	Shelby, Shelby GT500		IGC0121
Mustang	Ignition Coil	3.7L	Base, ST		IGC0169

Vehicle	Part Type	Engine Size	Trim	Note(s)	Part Number
<b>2012 Ford (cont'd)</b>					
Mustang	Mass Air Flow Sensor	3.7L, 5.0L, 5.4L	Base, Boss 302, GT, ST, Shelby, Shelby GT500	Actual OE	MAF0112
Mustang	Engine Water Pump	5.0L	Boss 302, GT	Actual OE	WUP0014
Taurus	Fuel Injection Throttle Body	3.5L	Limited, SE, SEL	Naturally Aspirated	ETB0048
Taurus	Ignition Coil	3.5L	Limited, SE, SEL	Naturally Aspirated	IGC0169
Taurus	Mass Air Flow Sensor	3.5L	Limited, SE, SEL, SHO	Actual OE	MAF0012
Transit Connect	Fuel Injection Throttle Body	2.0L	XL, XLT, XLT Premium		ETB0068
Transit Connect	Ignition Coil	2.0L	XL, XLT, XLT Premium		IGC0114
Transit Connect	Mass Air Flow Sensor	2.0L	Electric, XL, XLT, XLT Premium	Actual OE	MAF0012
<b>2013 Ford</b>					
C-Max	Fuel Injection Throttle Body	2.0L	Energi SEL, Hybrid SE, Hybrid SEL		ETB0041
C-Max	Mass Air Flow Sensor	2.0L	Energi SEL, Hybrid SE, Hybrid SEL	Actual OE	MAF0114
E-150	Fuel Injection Throttle Body	5.4L	Base, XL, XLT		ETB0042
E-150	Fuel Injection Throttle Body	4.6L	Base, XL, XLT		ETB0048
E-150	Ignition Coil	4.6L, 5.4L	Base, XL, XLT		IGC0113
E-150	Mass Air Flow Sensor	4.6L, 5.4L	Base, XL, XLT	Actual OE	MAF0012
E-250	Fuel Injection Throttle Body	5.4L	Base		ETB0042
E-250	Fuel Injection Throttle Body	4.6L	Base		ETB0048
E-250	Ignition Coil	4.6L, 5.4L	Base		IGC0113
E-250	Mass Air Flow Sensor	4.6L, 5.4L	Base	Actual OE	MAF0012
E-350 Super Duty	Fuel Injection Throttle Body	5.4L	Base, XL, XLT		ETB0042
E-350 Super Duty	Ignition Coil	5.4L, 6.8L	Base, XL, XLT		IGC0113
E-350 Super Duty	Mass Air Flow Sensor	5.4L	Base, XL, XLT	Actual OE	MAF0012
E-350 Super Duty	Mass Air Flow Sensor	6.8L	Base, XL, XLT	Actual OE	MAF0112
E-450 Super Duty	Mass Air Flow Sensor	5.4L	Base	Actual OE	MAF0012
E-450 Super Duty	Mass Air Flow Sensor	6.8L	Base	Actual OE	MAF0112
Edge	Fuel Injection Throttle Body	3.5L, 3.7L	Limited, SE, SEL, Sport		ETB0044
Edge	Ignition Coil	3.5L, 3.7L	Limited, SE, SEL, Sport		IGC0169

Vehicle	Part Type	Engine Size	Trim	Note(s)	Part Number
<b>2013 Ford (cont'd)</b>					
Edge	Mass Air Flow Sensor	3.5L, 3.7L	Limited, SE, SEL, Sport	Actual OE	MAF0012
Edge	Mass Air Flow Sensor	2.0L	Limited, SE, SEL	Actual OE	MAF0115
Edge	Power Steering Pump	3.5L, 3.7L	Limited, SE, SEL, Sport	2 washers, Actual OE	PSP0048
Edge	Power Steering Pump	2.0L	Limited, SE, SEL	2 washers, Actual OE	PSP0049
Escape	Fuel Injection Throttle Body	2.5L	S, S Plus, SE, SE Plus, SEL		ETB0041
Escape	Mass Air Flow Sensor	2.5L	S, S Plus, SE, SE Plus, SEL	Actual OE	MAF0111
Escape	Engine Water Pump	2.5L	S	Actual OE	WUP0013
Escape	Engine Water Pump	2.5L	S Plus, SE, SE Plus, SEL	w/o Pulley; Seal Included, Actual OE	WUP0013
Expedition	Idle Air Control Valve	5.4L	King Ranch, Limited, Max Limited	MEX, Gasket, Actual OE	ABV0028
Expedition	Fuel Injection Throttle Body	5.4L	EL King Ranch, EL Limited, EL XL, EL XLT, King Ranch, Limited, Max Limited, XL, XLT		ETB0059
Expedition	Ignition Coil	5.4L	EL King Ranch, EL Limited, EL XL, EL XLT, King Ranch, Limited, Max Limited, XL, XLT		IGC0117
Expedition	Mass Air Flow Sensor	5.4L	EL King Ranch, EL Limited, EL XL, EL XLT, King Ranch, Limited, Max Limited, XL, XLT	Actual OE	MAF0112
Explorer	Fuel Injection Throttle Body	3.5L	Base, Limited, XLT, XLT Base	Naturally Aspirated	ETB0044
Explorer	Ignition Coil	3.5L	Base, Limited, XLT, XLT Base	Naturally Aspirated	IGC0169
Explorer	Mass Air Flow Sensor	3.5L	Base, Limited, Sport, XLT, XLT Base	Actual OE	MAF0112
Explorer	Mass Air Flow Sensor	2.0L	Base, Limited, XLT	Actual OE	MAF0115
F53	Mass Air Flow Sensor	6.8L	Base	Actual OE	MAF0112
F-150	Fuel Injection Throttle Body	3.7L	STX, XL, XLT		ETB0044
F-150	Fuel Injection Throttle Body	3.5L	FX2, FX4, King Ranch, Lariat, Limited, Platinum, XL, XLT		ETB0046
F-150	Ignition Coil	3.7L	STX, XL, XLT		IGC0169
F-150	Mass Air Flow Sensor	3.5L, 3.7L, 5.0L, 6.2L	FX2, FX4, King Ranch, Lariat, Limited, Platinum, STX, SVT Raptor, XL, XLT	Actual OE	MAF0112

Vehicle	Part Type	Engine Size	Trim	Note(s)	Part Number
<b>2013 Ford (cont'd)</b>					
F-150	Engine Water Pump	5.0L	XL	MEX, Actual OE	WUP0014
F-150	Engine Water Pump	6.2L	FX2, FX4, Lariat, Platinum, SVT Raptor, XLT	Actual OE	WUP0020
F-250 Super Duty	Mass Air Flow Sensor	6.7L	FX4, King Ranch, Lariat, Platinum, XL, XLT	Actual OE	MAF0111
F-250 Super Duty	Mass Air Flow Sensor	6.2L	King Ranch, Lariat, Platinum, XL, XLT	Actual OE	MAF0112
F-250 Super Duty	Manifold Absolute Pressure Sensor	6.7L	FX4, King Ranch, Lariat, Platinum, XL, XLT	Actual OE	PRS0019
F-250 Super Duty	Engine Water Pump	6.2L	King Ranch, Lariat, Platinum, XL, XLT	Actual OE	WUP0020
F-350	Idle Air Control Valve	6.2L	XL, XLT	MEX, Gasket, Actual OE	ABV0014
F-350 Super Duty	Mass Air Flow Sensor	6.7L	King Ranch, Lariat, Platinum, XL, XLT	Actual OE	MAF0111
F-350 Super Duty	Mass Air Flow Sensor	6.2L	King Ranch, Lariat, Platinum, XL, XLT	Actual OE	MAF0112
F-350 Super Duty	Manifold Absolute Pressure Sensor	6.7L	King Ranch, Lariat, Platinum, XL, XLT	Actual OE	PRS0019
F-350 Super Duty	Engine Water Pump	6.2L	King Ranch, Lariat, Platinum, XL, XLT	Actual OE	WUP0020
F-450 Super Duty	Mass Air Flow Sensor	6.7L	Base, King Ranch, Lariat, Platinum, XL, XLT	Actual OE	MAF0111
F-450 Super Duty	Mass Air Flow Sensor	6.8L	XL, XLT	Actual OE	MAF0112
F-550 Super Duty	Mass Air Flow Sensor	6.7L	Base, Lariat, XL, XLT	Actual OE	MAF0111
F-550 Super Duty	Mass Air Flow Sensor	6.8L	Base, XL, XLT	Actual OE	MAF0112
Fiesta	Mass Air Flow Sensor	1.6L	S, SE, Titanium	Actual OE	MAF0012
Flex	Fuel Injection Throttle Body	3.5L	Limited, SE, SEL	Naturally Aspirated	ETB0044
Flex	Ignition Coil	3.5L	Limited, SE, SEL	Naturally Aspirated	IGC0169
Flex	Mass Air Flow Sensor	3.5L	Limited, SE, SEL	Actual OE	MAF0112
Focus	Idle Air Control Valve	2.0L	S, SE, SE Plus, ST, Titanium Plus	MEX, Actual OE	ABV0001
Focus	Mass Air Flow Sensor	2.0L	S, SE, SE Plus, ST, Titanium, Titanium Plus	Actual OE	MAF0114
Focus	Engine Water Pump	2.0L	S, SE, Titanium	Naturally Aspirated, Actual OE	WUP0013
Focus	Engine Water Pump	2.0L	SE Plus, Titanium Plus	w/o Pulley; Seal Included, Naturally Aspirated, Actual OE	WUP0013
Fusion	Fuel Injection Throttle Body	2.5L	S, SE		ETB0041

Vehicle	Part Type	Engine Size	Trim	Note(s)	Part Number
<b>2013 Ford (cont'd)</b>					
Fusion	Fuel Injection Throttle Body	2.0L	Energi SE, Energi Titanium, SE Hybrid, Titanium Hybrid	ELECTRIC/GAS	ETB0041
Fusion	Mass Air Flow Sensor	2.5L	S, SE	Actual OE	MAF0112
Fusion	Mass Air Flow Sensor	2.0L	Energi SE, Energi Titanium, SE, SE Hybrid, Titanium, Titanium Hybrid	Actual OE	MAF0114
Fusion	Engine Water Pump	2.5L	S, SE	Actual OE	WUP0013
Mustang	Fuel Injection Throttle Body	3.7L	Base		ETB0044
Mustang	Ignition Coil	5.8L	Shelby, Shelby GT500		IGC0121
Mustang	Ignition Coil	3.7L	Base		IGC0169
Mustang	Mass Air Flow Sensor	3.7L, 5.0L, 5.8L	Base, Boss 302, GT, Shelby, Shelby GT500	Actual OE	MAF0112
Police Interceptor Sedan	Fuel Injection Throttle Body	3.5L	Base	Naturally Aspirated	ETB0044
Police Interceptor Sedan	Ignition Coil	3.7L	Base		IGC0169
Police Interceptor Sedan	Ignition Coil	3.5L	Base	Naturally Aspirated	IGC0169
Police Interceptor Sedan	Mass Air Flow Sensor	3.5L, 3.7L	Base	Actual OE	MAF0112
Police Interceptor Utility	Fuel Injection Throttle Body	3.7L	Base		ETB0044
Police Interceptor Utility	Ignition Coil	3.7L	Base		IGC0169
Police Interceptor Utility	Mass Air Flow Sensor	3.7L	Base	Actual OE	MAF0112
Taurus	Fuel Injection Throttle Body	3.5L	Limited, SE, SEL	Naturally Aspirated	ETB0044
Taurus	Ignition Coil	3.5L	Limited, SE, SEL	Naturally Aspirated	IGC0169
Taurus	Mass Air Flow Sensor	3.5L	Limited, SE, SEL, SHO	Actual OE	MAF0112
Taurus	Mass Air Flow Sensor	2.0L	Limited, SE, SEL	Actual OE	MAF0115
Transit Connect	Fuel Injection Throttle Body	2.0L	XL, XLT, XLT Premium		ETB0068
Transit Connect	Ignition Coil	2.0L	XL, XLT, XLT Premium		IGC0114
Transit Connect	Mass Air Flow Sensor	2.0L	XL, XLT, XLT Premium	Actual OE	MAF0012
<b>2014 Ford</b>					
C-Max	Fuel Injection Throttle Body	2.0L	Energi SEL, Hybrid SE, Hybrid SEL		ETB0041
C-Max	Mass Air Flow Sensor	2.0L	Energi SEL, Hybrid SE, Hybrid SEL	Actual OE	MAF0114

Vehicle	Part Type	Engine Size	Trim	Note(s)	Part Number
<b>2014 Ford (cont'd)</b>					
E-150	Fuel Injection Throttle Body	5.4L	Base, XL, XLT		ETB0042
E-150	Fuel Injection Throttle Body	4.6L	Base, XL, XLT		ETB0048
E-150	Ignition Coil	4.6L, 5.4L	Base, XL, XLT		IGC0113
E-150	Mass Air Flow Sensor	4.6L, 5.4L	Base, XL, XLT	Actual OE	MAF0012
E-250	Fuel Injection Throttle Body	5.4L	Base		ETB0042
E-250	Fuel Injection Throttle Body	4.6L	Base		ETB0048
E-250	Ignition Coil	4.6L, 5.4L	Base		IGC0113
E-250	Mass Air Flow Sensor	4.6L, 5.4L	Base	Actual OE	MAF0012
E-350 Super Duty	Fuel Injection Throttle Body	5.4L	Base, XL, XLT		ETB0042
E-350 Super Duty	Ignition Coil	5.4L, 6.8L	Base, XL, XLT		IGC0113
E-350 Super Duty	Mass Air Flow Sensor	5.4L	Base, XL, XLT	Actual OE	MAF0012
E-350 Super Duty	Mass Air Flow Sensor	6.8L	Base, XL, XLT	Actual OE	MAF0112
E-450 Super Duty	Mass Air Flow Sensor	5.4L	Base	Actual OE	MAF0012
E-450 Super Duty	Mass Air Flow Sensor	6.8L	Base	Actual OE	MAF0112
Edge	Fuel Injection Throttle Body	3.5L, 3.7L	Limited, SE, SEL, Sport		ETB0044
Edge	Ignition Coil	3.5L, 3.7L	Limited, SE, SEL, Sport		IGC0169
Edge	Mass Air Flow Sensor	3.5L, 3.7L	Limited, SE, SEL, Sport	Actual OE	MAF0012
Edge	Mass Air Flow Sensor	2.0L	Limited, SE, SEL	Actual OE	MAF0115
Edge	Power Steering Pump	3.5L, 3.7L	Limited, SE, SEL, Sport	2 washers, Actual OE	PSP0048
Edge	Power Steering Pump	2.0L	Limited, SE, SEL	2 washers, Actual OE	PSP0049
Escape	Fuel Injection Throttle Body	2.5L	S, S Plus, SE, SE Plus		ETB0041
Escape	Mass Air Flow Sensor	2.5L	S, S Plus, SE, SE Plus	Actual OE	MAF0111
Escape	Engine Water Pump	2.5L	S	Actual OE	WUP0013
Escape	Engine Water Pump	2.5L	S Plus, SE, SE Plus	w/o Pulley; Seal Included, Actual OE	WUP0013
Expedition	Fuel Injection Throttle Body	5.4L	EL King Ranch, EL Limited, EL XL, EL XLT, King Ranch, Limited, Max Limited, Max XL, XL, XLT		ETB0059

Vehicle	Part Type	Engine Size	Trim	Note(s)	Part Number
<b>2014 Ford (cont'd)</b>					
Expedition	Ignition Coil	5.4L	EL King Ranch, EL Limited, EL XL, EL XLT, King Ranch, Limited, Max Limited, Max XL, XL, XLT		IGC0117
Expedition	Mass Air Flow Sensor	5.4L	EL King Ranch, EL Limited, EL XL, EL XLT, King Ranch, Limited, Max Limited, Max XL, XL, XLT	Actual OE	MAF0112
Explorer	Fuel Injection Throttle Body	3.5L	Base, Limited, XLT	Naturally Aspirated	ETB0044
Explorer	Ignition Coil	3.5L	Base, Limited, XLT	Naturally Aspirated	IGC0169
Explorer	Mass Air Flow Sensor	3.5L	Base, Limited, Sport, XLT	Actual OE	MAF0112
Explorer	Mass Air Flow Sensor	2.0L	Base, Limited, XLT	Actual OE	MAF0115
F53	Mass Air Flow Sensor	6.8L	Base	Actual OE	MAF0112
F-150	Fuel Injection Throttle Body	3.7L	STX, XL, XLT		ETB0044
F-150	Fuel Injection Throttle Body	3.5L	FX2, FX4, King Ranch, Lariat, Limited, Platinum, Tremor, XL, XLT		ETB0046
F-150	Ignition Coil	3.7L	STX, XL, XLT		IGC0169
F-150	Mass Air Flow Sensor	3.5L, 3.7L, 5.0L, 6.2L	FX2, FX4, King Ranch, Lariat, Limited, Platinum, STX, SVT Raptor, Tremor, XL, XLT	Actual OE	MAF0112
F-150	Engine Water Pump	6.2L	FX2, FX4, Lariat, Platinum, SVT Raptor, XLT	To 12/23/2014, Actual OE	WUP0020
F-250 Super Duty	Mass Air Flow Sensor	6.7L	FX4, King Ranch, Lariat, Platinum, XL, XLT	Actual OE	MAF0111
F-250 Super Duty	Mass Air Flow Sensor	6.2L	King Ranch, Lariat, Platinum, XL, XLT	Actual OE	MAF0112
F-250 Super Duty	Manifold Absolute Pressure Sensor	6.7L	FX4, King Ranch, Lariat, Platinum, XL, XLT	Actual OE	PRS0019
F-250 Super Duty	Engine Water Pump	6.2L	King Ranch, Lariat, Platinum, XL, XLT	Actual OE	WUP0020
F-350 Super Duty	Mass Air Flow Sensor	6.7L	King Ranch, Lariat, Platinum, XL, XLT	Actual OE	MAF0111
F-350 Super Duty	Mass Air Flow Sensor	6.2L	King Ranch, Lariat, Platinum, XL, XLT	Actual OE	MAF0112
F-350 Super Duty	Manifold Absolute Pressure Sensor	6.7L	King Ranch, Lariat, Platinum, XL, XLT	Actual OE	PRS0019
F-350 Super Duty	Engine Water Pump	6.2L	King Ranch, Lariat, Platinum, XL, XLT	Actual OE	WUP0020
F-450 Super Duty	Mass Air Flow Sensor	6.7L	Base, King Ranch, Lariat, Platinum, XL, XLT	Actual OE	MAF0111
F-450 Super Duty	Mass Air Flow Sensor	6.8L	XL, XLT	Actual OE	MAF0112

Vehicle	Part Type	Engine Size	Trim	Note(s)	Part Number
<b>2014 Ford (cont'd)</b>					
F-550 Super Duty	Mass Air Flow Sensor	6.7L	Base, Lariat, XL, XLT	Actual OE	MAF0111
F-550 Super Duty	Mass Air Flow Sensor	6.8L	Base, XL, XLT	Actual OE	MAF0112
Fiesta	Mass Air Flow Sensor	1.0L, 1.6L	S, SE, ST, Titanium	Actual OE	MAF0115
Flex	Fuel Injection Throttle Body	3.5L	Limited, SE, SEL	Naturally Aspirated	ETB0044
Flex	Ignition Coil	3.5L	Limited, SE, SEL	Naturally Aspirated	IGC0169
Flex	Mass Air Flow Sensor	3.5L	Limited, SE, SEL	Actual OE	MAF0112
Focus	Mass Air Flow Sensor	2.0L	Ambiente, S, SE, SE Plus, ST, Titanium, Titanium Plus, Trend, Trend Sport	Actual OE	MAF0114
Focus	Engine Water Pump	2.0L	S, SE, Titanium	Naturally Aspirated, Actual OE	WUP0013
Focus	Engine Water Pump	2.0L	Ambiente, SE Plus, Titanium Plus, Trend, Trend Sport	w/o Pulley; Seal Included, Naturally Aspirated, Actual OE	WUP0013
Fusion	Fuel Injection Throttle Body	2.5L	S, SE		ETB0041
Fusion	Fuel Injection Throttle Body	2.0L	Energi SE, Energi Titanium, S Hybrid, SE Hybrid, Titanium Hybrid	ELECTRIC/GAS	ETB0041
Fusion	Mass Air Flow Sensor	2.5L	S, SE	Actual OE	MAF0112
Fusion	Mass Air Flow Sensor	2.0L	Energi SE, Energi Titanium, S Hybrid, SE, SE Hybrid, Titanium, Titanium Hybrid	Actual OE	MAF0114
Fusion	Engine Water Pump	2.5L	S, SE	Actual OE	WUP0013
Mustang	Fuel Injection Throttle Body	3.7L	Base, ST		ETB0044
Mustang	Ignition Coil	5.8L	Shelby, Shelby GT500		IGC0121
Mustang	Ignition Coil	3.7L	Base, ST		IGC0169
Mustang	Mass Air Flow Sensor	3.7L, 5.0L, 5.8L	Base, GT, ST, Shelby, Shelby GT500	Actual OE	MAF0112
Police Interceptor Sedan	Fuel Injection Throttle Body	3.7L	Base		ETB0044
Police Interceptor Sedan	Fuel Injection Throttle Body	3.5L	Base	Naturally Aspirated	ETB0044
Police Interceptor Sedan	Ignition Coil	3.7L	Base		IGC0169
Police Interceptor Sedan	Ignition Coil	3.5L	Base	Naturally Aspirated	IGC0169
Police Interceptor Sedan	Mass Air Flow Sensor	3.5L, 3.7L	Base	Actual OE	MAF0112



Vehicle	Part Type	Engine Size	Trim	Note(s)	Part Number
<b>2014 Ford (cont'd)</b>					
Police Interceptor Utility	Fuel Injection Throttle Body	3.7L	Base		ETB0044
Police Interceptor Utility	Ignition Coil	3.7L	Base		IGC0169
Police Interceptor Utility	Mass Air Flow Sensor	3.5L, 3.7L	Base	Actual OE	MAF0112
Special Service Police Sedan	Mass Air Flow Sensor	2.0L	Base	Actual OE	MAF0115
Taurus	Fuel Injection Throttle Body	3.5L	Limited, SE, SEL	Naturally Aspirated	ETB0044
Taurus	Ignition Coil	3.5L	Limited, SE, SEL	Naturally Aspirated	IGC0169
Taurus	Mass Air Flow Sensor	3.5L	Limited, SE, SEL, SHO	Actual OE	MAF0112
Taurus	Mass Air Flow Sensor	2.0L	Limited, SE, SEL	Actual OE	MAF0115
Transit Connect	Fuel Injection Throttle Body	2.5L	Titanium, XL, XLT		ETB0041
Transit Connect	Mass Air Flow Sensor	1.6L, 2.5L	Titanium, XL, XLT	Actual OE	MAF0111
Transit Connect	Engine Water Pump	2.5L	Titanium, XL, XLT	Actual OE	WUP0013
<b>2015 Ford</b>					
C-Max	Fuel Injection Throttle Body	2.0L	Energi SEL, Hybrid SE, Hybrid SEL		ETB0041
C-Max	Mass Air Flow Sensor	2.0L	Energi SEL, Hybrid SE, Hybrid SEL	Actual OE	MAF0114
E-350 Super Duty	Fuel Injection Throttle Body	5.4L	Base		ETB0042
E-350 Super Duty	Ignition Coil	5.4L, 6.8L	Base		IGC0113
E-350 Super Duty	Mass Air Flow Sensor	5.4L	Base	Actual OE	MAF0012
E-350 Super Duty	Mass Air Flow Sensor	6.8L	Base	Actual OE	MAF0112
E-450 Super Duty	Mass Air Flow Sensor	5.4L	Base	Actual OE	MAF0012
E-450 Super Duty	Mass Air Flow Sensor	6.8L	Base	Actual OE	MAF0112
Edge	Fuel Injection Throttle Body	3.5L	SE, SEL, Titanium		ETB0044
Edge	Ignition Coil	3.5L	SE, SEL, Titanium		IGC0169
Edge	Mass Air Flow Sensor	3.5L	SE, SEL, Titanium	Actual OE	MAF0012
Edge	Mass Air Flow Sensor	2.0L	SE, SEL, Titanium	Actual OE	MAF0115
Edge	Power Steering Pump	2.0L	SE, SEL, Titanium	2 washers, Actual OE	PSP0049
Escape	Fuel Injection Throttle Body	2.5L	S, SE, Titanium, Trend		ETB0041

Vehicle	Part Type	Engine Size	Trim	Note(s)	Part Number
<b>2015 Ford (cont'd)</b>					
Escape	Mass Air Flow Sensor	2.5L	S, SE, Titanium, Trend	Actual OE	MAF0111
Escape	Engine Water Pump	2.5L	S, SE, Titanium, Trend	w/o Pulley; Seal Included, Actual OE	WUP0013
Expedition	Fuel Injection Throttle Body	3.5L	EL King Ranch, EL Limited, EL Platinum, EL XL, EL XLT, King Ranch, Limited, Max Limited, Max XL, Platinum, XL, XLT		ETB0046
Explorer	Fuel Injection Throttle Body	3.5L	Base, Limited, XLT	Naturally Aspirated	ETB0044
Explorer	Ignition Coil	3.5L	Base, Limited, XLT	Naturally Aspirated	IGC0169
Explorer	Mass Air Flow Sensor	3.5L	Base, Limited, Sport, XLT	Actual OE	MAF0112
Explorer	Mass Air Flow Sensor	2.0L	Base, Limited, XLT	Actual OE	MAF0115
F-150	Fuel Injection Throttle Body	3.5L	XL, XLT	Naturally Aspirated	ETB0044
F-150	Fuel Injection Throttle Body	3.5L	King Ranch, Lariat, Platinum, XL, XLT	Turbocharged	ETB0046
F-150	Ignition Coil	3.5L	XL, XLT	Naturally Aspirated	IGC0169
F-250 Super Duty	Mass Air Flow Sensor	6.7L	Base, King Ranch, Lariat, Platinum, XL, XLT	Actual OE	MAF0111
F-250 Super Duty	Mass Air Flow Sensor	6.2L	King Ranch, Lariat, Platinum, XL, XLT	Actual OE	MAF0112
F-250 Super Duty	Manifold Absolute Pressure Sensor	6.7L	Base, King Ranch, Lariat, Platinum, XL, XLT	Actual OE	PRS0019
F-250 Super Duty	Engine Water Pump	6.2L	King Ranch, Lariat, Platinum, XL, XLT	Actual OE	WUP0020
F-350 Super Duty	Mass Air Flow Sensor	6.7L	King Ranch, Lariat, Platinum, XL, XLT	Actual OE	MAF0111
F-350 Super Duty	Mass Air Flow Sensor	6.2L	King Ranch, Lariat, Platinum, XL, XLT	Actual OE	MAF0112
F-350 Super Duty	Manifold Absolute Pressure Sensor	6.7L	King Ranch, Lariat, Platinum, XL, XLT	Actual OE	PRS0019
F-350 Super Duty	Engine Water Pump	6.2L	King Ranch, Lariat, Platinum, XL, XLT	Actual OE	WUP0020
F-450 Super Duty	Mass Air Flow Sensor	6.7L	Base, King Ranch, Lariat, Platinum, XL, XLT	Actual OE	MAF0111
F-450 Super Duty	Mass Air Flow Sensor	6.8L	XL, XLT	Actual OE	MAF0112
F-550 Super Duty	Mass Air Flow Sensor	6.7L	Lariat, XL, XLT	Actual OE	MAF0111
F-550 Super Duty	Mass Air Flow Sensor	6.8L	XL, XLT	Actual OE	MAF0112
Fiesta	Mass Air Flow Sensor	1.0L, 1.6L	S, SE, ST, Titanium	Actual OE	MAF0115
Flex	Fuel Injection Throttle Body	3.5L	Limited, SE, SEL	Naturally Aspirated	ETB0044

Vehicle	Part Type	Engine Size	Trim	Note(s)	Part Number
<b>2015 Ford (cont'd)</b>					
Flex	Ignition Coil	3.5L	Limited, SE, SEL	Naturally Aspirated	IGC0169
Flex	Mass Air Flow Sensor	3.5L	Limited, SE, SEL	Actual OE	MAF0112
Focus	Mass Air Flow Sensor	2.0L	S, SE, SE Appearance, ST, Titanium, Titanium Plus	Actual OE	MAF0114
Focus	Engine Water Pump	2.0L	S, SE, SE Appearance, Titanium, Titanium Plus	w/o Pulley; Seal Included, Naturally Aspirated, Actual OE	WUP0013
Fusion	Fuel Injection Throttle Body	2.5L	S, SE		ETB0041
Fusion	Fuel Injection Throttle Body	2.0L	Energi SE, Energi Titanium, S Hybrid, SE Hybrid, Titanium Hybrid	ELECTRIC/GAS	ETB0041
Fusion	Mass Air Flow Sensor	2.5L	S, SE	Actual OE	MAF0112
Fusion	Mass Air Flow Sensor	2.0L	Energi SE, Energi Titanium, S Hybrid, SE, SE Hybrid, Titanium, Titanium Hybrid	Actual OE	MAF0114
Fusion	Engine Water Pump	2.5L	S, SE	Actual OE	WUP0013
Mustang	Fuel Injection Throttle Body	3.7L	Base, V6		ETB0044
Mustang	Ignition Coil	3.7L	Base, V6		IGC0169
Mustang	Mass Air Flow Sensor	5.0L, 5.2L	GT, GT 50 Years Limited Edition, GT Premium, Shelby GT350, Shelby GT350R	Actual OE	MAF0115
Police Interceptor Sedan	Fuel Injection Throttle Body	3.7L	Base		ETB0044
Police Interceptor Sedan	Fuel Injection Throttle Body	3.5L	Base	Naturally Aspirated	ETB0044
Police Interceptor Sedan	Ignition Coil	3.7L	Base		IGC0169
Police Interceptor Sedan	Ignition Coil	3.5L	Base	Naturally Aspirated	IGC0169
Police Interceptor Sedan	Mass Air Flow Sensor	3.5L, 3.7L	Base	Actual OE	MAF0112
Police Interceptor Utility	Fuel Injection Throttle Body	3.7L	Base		ETB0044
Police Interceptor Utility	Ignition Coil	3.7L	Base		IGC0169
Police Interceptor Utility	Mass Air Flow Sensor	3.5L, 3.7L	Base	Actual OE	MAF0112
Special Service Police Sedan	Mass Air Flow Sensor	2.0L	Base	Actual OE	MAF0115
Taurus	Fuel Injection Throttle Body	3.5L	Limited, SE, SEL	Naturally Aspirated	ETB0044

Vehicle	Part Type	Engine Size	Trim	Note(s)	Part Number
<b>2015 Ford (cont'd)</b>					
Taurus	Ignition Coil	3.5L	Limited, SE, SEL	Naturally Aspirated	IGC0169
Taurus	Mass Air Flow Sensor	3.5L	Limited, SE, SEL, SHO	Actual OE	MAF0112
Taurus	Mass Air Flow Sensor	2.0L	Limited, SE, SEL	Actual OE	MAF0115
Transit-150	Fuel Injection Throttle Body	3.7L	Base, XL, XLT		ETB0044
Transit-150	Fuel Injection Throttle Body	3.5L	Base, XL, XLT		ETB0046
Transit-150	Ignition Coil	3.7L	Base, XL, XLT		IGC0169
Transit-150	Mass Air Flow Sensor	3.2L, 3.7L	Base, XL, XLT	Actual OE	MAF0115
Transit-250	Fuel Injection Throttle Body	3.7L	Base		ETB0044
Transit-250	Fuel Injection Throttle Body	3.5L	Base		ETB0046
Transit-250	Ignition Coil	3.7L	Base		IGC0169
Transit-250	Mass Air Flow Sensor	3.2L, 3.7L	Base	Actual OE	MAF0115
Transit-350	Fuel Injection Throttle Body	3.7L	Base, XL, XLT		ETB0044
Transit-350	Fuel Injection Throttle Body	3.5L	Base, XL, XLT		ETB0046
Transit-350	Ignition Coil	3.7L	Base, XL, XLT		IGC0169
Transit-350	Mass Air Flow Sensor	3.2L, 3.7L	Base, XL, XLT	Actual OE	MAF0115
Transit-350 HD	Fuel Injection Throttle Body	3.7L	Base, XL, XLT		ETB0044
Transit-350 HD	Fuel Injection Throttle Body	3.5L	Base, XL, XLT		ETB0046
Transit-350 HD	Ignition Coil	3.7L	Base, XL, XLT		IGC0169
Transit-350 HD	Mass Air Flow Sensor	3.2L, 3.7L	Base, XL, XLT	Actual OE	MAF0115
Transit Connect	Fuel Injection Throttle Body	2.5L	Titanium, XL, XLT		ETB0041
Transit Connect	Mass Air Flow Sensor	1.6L, 2.5L	Titanium, XL, XLT	Actual OE	MAF0111
Transit Connect	Engine Water Pump	2.5L	Titanium, XL, XLT	w/o Pulley; Seal Included, Actual OE	WUP0013
<b>2016 Ford</b>					
C-Max	Fuel Injection Throttle Body	2.0L	Energi SEL, Hybrid SE, Hybrid SEL		ETB0041
C-Max	Mass Air Flow Sensor	2.0L	Energi SEL, Hybrid SE, Hybrid SEL	Actual OE	MAF0114
E-350 Super Duty	Fuel Injection Throttle Body	5.4L	Base		ETB0042
E-350 Super Duty	Ignition Coil	5.4L, 6.8L	Base		IGC0113

Vehicle	Part Type	Engine Size	Trim	Note(s)	Part Number
<b>2016 Ford (cont'd)</b>					
E-350 Super Duty	Mass Air Flow Sensor	5.4L	Base	Actual OE	MAF0012
E-350 Super Duty	Mass Air Flow Sensor	6.8L	Base	Actual OE	MAF0115
Edge	Fuel Injection Throttle Body	3.5L	SEL, Titanium		ETB0044
Edge	Ignition Coil	3.5L	SEL, Titanium		IGC0169
Escape	Fuel Injection Throttle Body	2.5L	S, SE, Titanium, Trend		ETB0041
Escape	Mass Air Flow Sensor	2.5L	S, SE, Titanium, Trend	Actual OE	MAF0111
Escape	Engine Water Pump	2.5L	S, SE, Titanium, Trend	w/o Pulley; Seal Included, Actual OE	WUP0013
Expedition	Fuel Injection Throttle Body	3.5L	EL King Ranch, EL Limited, EL Platinum, EL SSV, EL XL, EL XLT, King Ranch, Limited, Max Limited, Max XL, Platinum, SSV, XL, XLT		ETB0046
Explorer	Fuel Injection Throttle Body	3.5L	Base, Limited, XLT	Naturally Aspirated	ETB0044
Explorer	Ignition Coil	3.5L	Base, Limited, XLT	Naturally Aspirated	IGC0169
F-150	Fuel Injection Throttle Body	3.5L	XL, XLT	Naturally Aspirated	ETB0044
F-150	Fuel Injection Throttle Body	3.5L	King Ranch, Lariat, Limited, Platinum, SSV, XL, XLT	Turbocharged	ETB0046
F-150	Ignition Coil	3.5L	XL, XLT	To 08/15/2016, Naturally Aspirated	IGC0169
F-250 Super Duty	Mass Air Flow Sensor	6.7L	Base, King Ranch, Lariat, Platinum, XL, XLT	Actual OE	MAF0111
F-250 Super Duty	Mass Air Flow Sensor	6.2L	King Ranch, Lariat, Platinum, XL, XLT	Actual OE	MAF0112
F-250 Super Duty	Manifold Absolute Pressure Sensor	6.7L	Base, King Ranch, Lariat, Platinum, XL, XLT	Actual OE	PRS0019
F-250 Super Duty	Engine Water Pump	6.2L	King Ranch, Lariat, Platinum, XL, XLT	Actual OE	WUP0020
F-350 Super Duty	Mass Air Flow Sensor	6.7L	King Ranch, Lariat, Platinum, XL, XLT	Actual OE	MAF0111
F-350 Super Duty	Mass Air Flow Sensor	6.2L	King Ranch, Lariat, Platinum, XL, XLT	Actual OE	MAF0112
F-350 Super Duty	Manifold Absolute Pressure Sensor	6.7L	King Ranch, Lariat, Platinum, XL, XLT	Actual OE	PRS0019
F-350 Super Duty	Engine Water Pump	6.2L	King Ranch, Lariat, Platinum, XL, XLT	Actual OE	WUP0020
Fiesta	Mass Air Flow Sensor	1.0L, 1.6L	S, SE, ST, Titanium	Actual OE	MAF0115
Flex	Fuel Injection Throttle Body	3.5L	Limited, SE, SEL	Naturally Aspirated	ETB0044

Vehicle	Part Type	Engine Size	Trim	Note(s)	Part Number
<b>2016 Ford (cont'd)</b>					
Flex	Ignition Coil	3.5L	Limited, SE, SEL	Naturally Aspirated	IGC0169
Focus	Mass Air Flow Sensor	2.0L	S, SE, SE Luxury, ST, Titanium	Actual OE	MAF0114
Focus	Engine Water Pump	2.0L	S, SE, SE Luxury, Titanium	w/o Pulley; Seal Included, Naturally Aspirated, Actual OE	WUP0013
Fusion	Fuel Injection Throttle Body	2.5L	S, SE		ETB0041
Fusion	Fuel Injection Throttle Body	2.0L	Energi SE, Energi Titanium, S Hybrid, SE Hybrid, Titanium Hybrid	Naturally Aspirated	ETB0041
Fusion	Mass Air Flow Sensor	2.5L	S, SE	Actual OE	MAF0112
Fusion	Mass Air Flow Sensor	2.0L	Energi SE, Energi Titanium, S Hybrid, SE Hybrid, Titanium Hybrid	ELECTRIC/GAS, Actual OE	MAF0114
Fusion	Engine Water Pump	2.5L	S, SE	w/o Pulley; Seal Included, Actual OE	WUP0013
Mustang	Fuel Injection Throttle Body	3.7L	Base, V6		ETB0044
Mustang	Ignition Coil	3.7L	Base, V6		IGC0169
Mustang	Mass Air Flow Sensor	5.0L, 5.2L	Base, GT, GT Premium, Shelby GT350, Shelby GT350R	Actual OE	MAF0115
Police Interceptor Sedan	Fuel Injection Throttle Body	3.7L	Base		ETB0044
Police Interceptor Sedan	Fuel Injection Throttle Body	3.5L	Base	Naturally Aspirated	ETB0044
Police Interceptor Sedan	Ignition Coil	3.7L	Base		IGC0169
Police Interceptor Sedan	Ignition Coil	3.5L	Base	Naturally Aspirated	IGC0169
Police Interceptor Sedan	Mass Air Flow Sensor	3.5L, 3.7L	Base	Actual OE	MAF0112
Police Interceptor Utility	Fuel Injection Throttle Body	3.7L	Base		ETB0044
Police Interceptor Utility	Ignition Coil	3.7L	Base		IGC0169
Special Service Police Sedan	Mass Air Flow Sensor	2.0L	Base	Actual OE	MAF0115
Taurus	Fuel Injection Throttle Body	3.5L	Limited, SE, SEL	Naturally Aspirated	ETB0044
Taurus	Ignition Coil	3.5L	Limited, SE, SEL	Naturally Aspirated	IGC0169
Taurus	Mass Air Flow Sensor	3.5L	Limited, SE, SEL, SHO	Actual OE	MAF0112
Taurus	Mass Air Flow Sensor	2.0L	Limited, SE, SEL	Actual OE	MAF0115

Vehicle	Part Type	Engine Size	Trim	Note(s)	Part Number
<b>2016 Ford (cont'd)</b>					
Transit-150	Fuel Injection Throttle Body	3.7L	Base, XL, XLT		ETB0044
Transit-150	Fuel Injection Throttle Body	3.5L	Base, XL, XLT		ETB0046
Transit-150	Ignition Coil	3.7L	Base, XL, XLT		IGC0169
Transit-150	Mass Air Flow Sensor	3.2L, 3.7L	Base, XL, XLT	Actual OE	MAF0115
Transit-250	Fuel Injection Throttle Body	3.7L	Base, PTV		ETB0044
Transit-250	Fuel Injection Throttle Body	3.5L	Base, PTV		ETB0046
Transit-250	Ignition Coil	3.7L	Base, PTV		IGC0169
Transit-250	Mass Air Flow Sensor	3.2L, 3.7L	Base, PTV	Actual OE	MAF0115
Transit-350	Fuel Injection Throttle Body	3.7L	Base, XL, XLT		ETB0044
Transit-350	Fuel Injection Throttle Body	3.5L	Base, XL, XLT		ETB0046
Transit-350	Ignition Coil	3.7L	Base, XL, XLT		IGC0169
Transit-350	Mass Air Flow Sensor	3.2L, 3.7L	Base, XL, XLT	Actual OE	MAF0115
Transit-350 HD	Fuel Injection Throttle Body	3.7L	Base, XL, XLT		ETB0044
Transit-350 HD	Fuel Injection Throttle Body	3.5L	Base, XL, XLT		ETB0046
Transit-350 HD	Ignition Coil	3.7L	Base, XL, XLT		IGC0169
Transit-350 HD	Mass Air Flow Sensor	3.2L, 3.7L	Base, XL, XLT	Actual OE	MAF0115
Transit Connect	Fuel Injection Throttle Body	2.5L	Titanium, XL, XLT		ETB0041
Transit Connect	Mass Air Flow Sensor	2.5L	Titanium, XL, XLT	Actual OE	MAF0114
<b>2017 Ford</b>					
C-Max	Fuel Injection Throttle Body	2.0L	Energi SE, Energi Titanium, Hybrid SE, Hybrid Titanium		ETB0041
C-Max	Mass Air Flow Sensor	2.0L	Energi SE, Energi Titanium, Hybrid SE, Hybrid Titanium	Actual OE	MAF0114
E-350 Super Duty	Ignition Coil	6.8L	Base		IGC0113
E-350 Super Duty	Mass Air Flow Sensor	6.2L, 6.8L	Base	Actual OE	MAF0115
E-350 Super Duty	Engine Water Pump	6.2L	Base	Actual OE	WUP0020
Edge	Fuel Injection Throttle Body	3.5L	SEL, Titanium		ETB0044
Edge	Ignition Coil	3.5L	SEL, Titanium		IGC0169

Vehicle	Part Type	Engine Size	Trim	Note(s)	Part Number
<b>2017 Ford (cont'd)</b>					
Escape	Fuel Injection Throttle Body	2.5L	S, S Plus, Titanium, Trend Advance		ETB0041
Escape	Mass Air Flow Sensor	2.5L	S, S Plus, Titanium, Trend Advance	Actual OE	MAF0114
Escape	Engine Water Pump	2.5L	S, S Plus, Titanium, Trend Advance	Actual OE	WUP0013
Expedition	Fuel Injection Throttle Body	3.5L	EL King Ranch, EL Limited, EL Platinum, EL SSV, EL XL, EL XLT, King Ranch, Limited, Max Limited, Max Platinum, Max XL, Platinum, SSV, XL, XLT		ETB0046
Explorer	Fuel Injection Throttle Body	3.5L	Base, Limited, XLT	Naturally Aspirated	ETB0044
Explorer	Ignition Coil	3.5L	Base, Limited, XLT	Naturally Aspirated	IGC0169
F-150	Fuel Injection Throttle Body	3.5L	XL, XLT	Naturally Aspirated	ETB0044
F-250 Super Duty	Mass Air Flow Sensor	6.7L	King Ranch, Lariat, Platinum, XL, XLT	Actual OE	MAF0112
F-250 Super Duty	Manifold Absolute Pressure Sensor	6.7L	King Ranch, Lariat, Platinum, XL, XLT	Actual OE	PRS0019
F-250 Super Duty	Engine Water Pump	6.2L	King Ranch, Lariat, Platinum, XL, XLT	Actual OE	WUP0020
F-350 Super Duty	Mass Air Flow Sensor	6.2L, 6.7L	King Ranch, Lariat, Platinum, XL, XL Plus, XLT	Actual OE	MAF0112
F-350 Super Duty	Manifold Absolute Pressure Sensor	6.7L	King Ranch, Lariat, Platinum, XL, XLT	Actual OE	PRS0019
F-350 Super Duty	Engine Water Pump	6.2L	King Ranch, Lariat, Platinum, XL, XL Plus, XLT	Actual OE	WUP0020
Fiesta	Mass Air Flow Sensor	1.0L, 1.6L	S, SE, ST, Titanium	Actual OE	MAF0115
Flex	Fuel Injection Throttle Body	3.5L	Limited, SE, SEL	Naturally Aspirated	ETB0044
Flex	Ignition Coil	3.5L	Limited, SE, SEL	Naturally Aspirated	IGC0169
Focus	Mass Air Flow Sensor	2.0L	S, SE, SEL, ST, Titanium	Actual OE	MAF0114
Focus	Engine Water Pump	2.0L	S, SE, SEL, Titanium	Naturally Aspirated, Actual OE	WUP0013
Fusion	Fuel Injection Throttle Body	2.5L	Advance, S, SE		ETB0041
Fusion	Fuel Injection Throttle Body	2.0L	Energi Platinum, Energi SE, Energi Titanium, Platinum Hybrid, S Hybrid, SE Hybrid, SE LUX Hybrid, Titanium Hybrid	Naturally Aspirated	ETB0041
Fusion	Mass Air Flow Sensor	2.5L	Advance, S, SE	Actual OE	MAF0112



Vehicle	Part Type	Engine Size	Trim	Note(s)	Part Number
<b>2017 Ford (cont'd)</b>					
Fusion	Mass Air Flow Sensor	2.0L	Energi Platinum, Energi SE, Energi Titanium, Platinum Hybrid, S Hybrid, SE Hybrid, SE LUX Hybrid, Titanium Hybrid	ELECTRIC/GAS, Actual OE	MAF0114
Fusion	Engine Water Pump	2.5L	Advance, S, SE	Actual OE	WUP0013
GT	Mass Air Flow Sensor	3.5L	Base	Actual OE	MAF0112
Mustang	Fuel Injection Throttle Body	3.7L	V6		ETB0044
Mustang	Ignition Coil	3.7L	V6		IGC0169
Mustang	Mass Air Flow Sensor	5.0L, 5.2L	GT, GT Premium, Shelby GT350, Shelby GT350R, V8	Actual OE	MAF0115
Police Interceptor Sedan	Fuel Injection Throttle Body	3.7L	Base		ETB0044
Police Interceptor Sedan	Fuel Injection Throttle Body	3.5L	Base	Naturally Aspirated	ETB0044
Police Interceptor Sedan	Ignition Coil	3.7L	Base		IGC0169
Police Interceptor Sedan	Ignition Coil	3.5L	Base	Naturally Aspirated	IGC0169
Police Interceptor Sedan	Mass Air Flow Sensor	3.5L, 3.7L	Base	Actual OE	MAF0112
Police Interceptor Utility	Fuel Injection Throttle Body	3.7L	Base		ETB0044
Police Interceptor Utility	Ignition Coil	3.7L	Base		IGC0169
Special Service Police Sedan	Mass Air Flow Sensor	2.0L	Base	Actual OE	MAF0115
Taurus	Fuel Injection Throttle Body	3.5L	Limited, SE, SEL	Naturally Aspirated	ETB0044
Taurus	Ignition Coil	3.5L	Limited, SE, SEL	Naturally Aspirated	IGC0169
Taurus	Mass Air Flow Sensor	3.5L	Limited, SE, SEL, SHO	Actual OE	MAF0112
Taurus	Mass Air Flow Sensor	2.0L	Limited, SE, SEL	Actual OE	MAF0115
Transit-150	Fuel Injection Throttle Body	3.7L	Base, XL, XLT		ETB0044
Transit-150	Fuel Injection Throttle Body	3.5L	Base, XL, XLT		ETB0046
Transit-150	Ignition Coil	3.7L	Base, XL, XLT		IGC0169
Transit-150	Mass Air Flow Sensor	3.2L, 3.7L	Base, XL, XLT	Actual OE	MAF0115
Transit-250	Fuel Injection Throttle Body	3.7L	Base, PTV		ETB0044
Transit-250	Fuel Injection Throttle Body	3.5L	Base, PTV		ETB0046

Vehicle	Part Type	Engine Size	Trim	Note(s)	Part Number
<b>2017 Ford (cont'd)</b>					
Transit-250	Ignition Coil	3.7L	Base, PTV		IGC0169
Transit-250	Mass Air Flow Sensor	3.2L, 3.7L	Base, PTV	Actual OE	MAF0115
Transit-350	Fuel Injection Throttle Body	3.7L	Base, XL, XLT		ETB0044
Transit-350	Fuel Injection Throttle Body	3.5L	Base, XL, XLT		ETB0046
Transit-350	Ignition Coil	3.7L	Base, XL, XLT		IGC0169
Transit-350	Mass Air Flow Sensor	3.2L, 3.7L	Base, XL, XLT	Actual OE	MAF0115
Transit-350 HD	Fuel Injection Throttle Body	3.7L	Base, XL, XLT		ETB0044
Transit-350 HD	Fuel Injection Throttle Body	3.5L	Base, XL, XLT		ETB0046
Transit-350 HD	Ignition Coil	3.7L	Base, XL, XLT		IGC0169
Transit-350 HD	Mass Air Flow Sensor	3.2L, 3.7L	Base, XL, XLT	Actual OE	MAF0115
Transit Connect	Fuel Injection Throttle Body	2.5L	Titanium, XL, XLT		ETB0041
Transit Connect	Mass Air Flow Sensor	2.5L	Titanium, XL, XLT	Actual OE	MAF0114
<b>2018 Ford</b>					
C-Max	Fuel Injection Throttle Body	2.0L	Hybrid SE, Hybrid Titanium		ETB0041
C-Max	Mass Air Flow Sensor	2.0L	Hybrid SE, Hybrid Titanium	Actual OE	MAF0114
E-350 Super Duty	Ignition Coil	6.8L	Base	Left	IGC0113
E-350 Super Duty	Ignition Coil	6.8L	Base	Right	IGC0113
E-350 Super Duty	Mass Air Flow Sensor	6.2L, 6.8L	Base	Actual OE	MAF0115
E-350 Super Duty	Engine Water Pump	6.2L	Base	Actual OE	WUP0020
EcoSport	Mass Air Flow Sensor	2.0L	S, SE, SES, Titanium, Trend	From 11/09/2017, Actual OE	MAF0115
Edge	Fuel Injection Throttle Body	3.5L	SE, SEL, Titanium		ETB0044
Escape	Fuel Injection Throttle Body	2.5L	S, S Plus, Trend Advance		ETB0041
Escape	Mass Air Flow Sensor	2.5L	S, S Plus, Trend Advance	Actual OE	MAF0114
Escape	Engine Water Pump	2.5L	S, S Plus, Trend Advance	Actual OE	WUP0013
Explorer	Fuel Injection Throttle Body	3.5L	Base, Limited, XLT	Naturally Aspirated	ETB0044
F-150	Mass Air Flow Sensor	3.0L	King Ranch, Lariat, Platinum, XL, XLT	Actual OE	MAF0112
F-250 Super Duty	Mass Air Flow Sensor	6.7L	King Ranch, Lariat, Limited, Platinum, XL, XLT	Actual OE	MAF0112

Vehicle	Part Type	Engine Size	Trim	Note(s)	Part Number
<b>2018 Ford (cont'd)</b>					
F-250 Super Duty	Manifold Absolute Pressure Sensor	6.7L	King Ranch, Lariat, Limited, Platinum, XL, XLT	Actual OE	PRS0019
F-250 Super Duty	Engine Water Pump	6.2L	King Ranch, Lariat, Platinum, XL, XLT	Actual OE	WUP0020
F-350 Super Duty	Mass Air Flow Sensor	6.7L	King Ranch, Lariat, Limited, Platinum, XL, XLT	Actual OE	MAF0112
F-350 Super Duty	Manifold Absolute Pressure Sensor	6.7L	King Ranch, Lariat, Limited, Platinum, XL, XLT	Actual OE	PRS0019
F-350 Super Duty	Engine Water Pump	6.2L	King Ranch, Lariat, Platinum, XL, XL Plus, XLT	Actual OE	WUP0020
Fiesta	Mass Air Flow Sensor	1.6L	S, SE, ST, Titanium	Actual OE	MAF0115
Flex	Fuel Injection Throttle Body	3.5L	Limited, SE, SEL	Naturally Aspirated	ETB0044
Focus	Mass Air Flow Sensor	2.0L	S, SE, SEL, ST, Titanium	Actual OE	MAF0114
Focus	Engine Water Pump	2.0L	S, SE, SEL, Titanium	Naturally Aspirated, Actual OE	WUP0013
Fusion	Fuel Injection Throttle Body	2.5L	S, SE		ETB0041
Fusion	Fuel Injection Throttle Body	2.0L	Energi Platinum, Energi SE, Energi Titanium, Platinum Hybrid, S Hybrid, SE Hybrid, SE LUX Hybrid, Titanium Hybrid	Naturally Aspirated	ETB0041
Fusion	Mass Air Flow Sensor	2.0L	Energi Platinum, Energi SE, Energi Titanium, Platinum, Platinum Hybrid, S Hybrid, SE, SE Hybrid, SE LUX Hybrid, Titanium, Titanium Hybrid	Actual OE	MAF0114
Fusion	Mass Air Flow Sensor	2.5L	S, SE	Actual OE	MAF0115
Fusion	Engine Water Pump	2.5L	S, SE	Actual OE	WUP0013
GT	Mass Air Flow Sensor	3.5L	Base	Actual OE	MAF0112
Mustang	Mass Air Flow Sensor	5.2L	Shelby GT350, Shelby GT350R	Actual OE	MAF0115
Mustang	Mass Air Flow Sensor	5.0L	GT, GT Premium, V8	From 05/09/2017, Actual OE	MAF0115
Police Interceptor Sedan	Fuel Injection Throttle Body	3.7L	Base		ETB0044
Police Interceptor Sedan	Fuel Injection Throttle Body	3.5L	Base	Naturally Aspirated	ETB0044
Police Interceptor Sedan	Mass Air Flow Sensor	3.5L, 3.7L	Base	Actual OE	MAF0112
Police Interceptor Utility	Fuel Injection Throttle Body	3.7L	Base		ETB0044

Vehicle	Part Type	Engine Size	Trim	Note(s)	Part Number
<b>2018 Ford (cont'd)</b>					
Special Service Police Sedan	Mass Air Flow Sensor	2.0L	Base	Actual OE	MAF0115
Taurus	Fuel Injection Throttle Body	3.5L	Limited, SE, SEL	Naturally Aspirated	ETB0044
Taurus	Mass Air Flow Sensor	3.5L	Limited, SE, SEL, SHO	Actual OE	MAF0112
Transit-150	Fuel Injection Throttle Body	3.7L	Base, XL, XLT		ETB0044
Transit-150	Fuel Injection Throttle Body	3.5L	Base, XL, XLT		ETB0046
Transit-150	Ignition Coil	3.7L	Base, XL, XLT		IGC0169
Transit-150	Mass Air Flow Sensor	3.2L, 3.7L	Base, XL, XLT	Actual OE	MAF0115
Transit-250	Fuel Injection Throttle Body	3.7L	Base, PTV		ETB0044
Transit-250	Fuel Injection Throttle Body	3.5L	Base, PTV		ETB0046
Transit-250	Ignition Coil	3.7L	Base, PTV		IGC0169
Transit-250	Mass Air Flow Sensor	3.2L, 3.7L	Base, PTV	Actual OE	MAF0115
Transit-350	Fuel Injection Throttle Body	3.7L	Base, XL, XLT		ETB0044
Transit-350	Fuel Injection Throttle Body	3.5L	Base, XL, XLT		ETB0046
Transit-350	Ignition Coil	3.7L	Base, XL, XLT		IGC0169
Transit-350	Mass Air Flow Sensor	3.2L, 3.7L	Base, XL, XLT	Actual OE	MAF0115
Transit-350 HD	Fuel Injection Throttle Body	3.7L	Base, XL, XLT		ETB0044
Transit-350 HD	Fuel Injection Throttle Body	3.5L	Base, XL, XLT		ETB0046
Transit-350 HD	Ignition Coil	3.7L	Base, XL, XLT		IGC0169
Transit-350 HD	Mass Air Flow Sensor	3.2L, 3.7L	Base, XL, XLT	Actual OE	MAF0115
Transit Connect	Fuel Injection Throttle Body	2.5L	Titanium, XL, XLT		ETB0041
Transit Connect	Mass Air Flow Sensor	2.5L	Titanium, XL, XLT	Actual OE	MAF0114
<b>2019 Ford</b>					
E-350 Super Duty	Engine Water Pump	6.2L	Base	W/O Pulley, Actual OE	WUP0020
Escape	Fuel Injection Throttle Body	2.5L	S, S Plus, Trend Advance	To 13/08/2019, GAS	ETB0041
Explorer	Fuel Injection Throttle Body	3.5L	Base, Limited, Platinum, Sport, XLT	To 03/03/2019, GAS	ETB0044
F-250 Super Duty	Engine Water Pump	6.2L	King Ranch, Lariat, Platinum, XL, XLT	W/O Pulley, Actual OE	WUP0020

Vehicle	Part Type	Engine Size	Trim	Note(s)	Part Number
<b>2019 Ford (cont'd)</b>					
F-350 Super Duty	Engine Water Pump	6.2L	King Ranch, Lariat, Platinum, XL, XL Plus, XLT	W/O Pulley, Actual OE	WUP0020
Flex	Fuel Injection Throttle Body	3.5L	Limited, SE, SEL	GAS	ETB0044
Fusion	Fuel Injection Throttle Body	2.5L	S, SE, SEL	FLEX	ETB0041
Fusion	Fuel Injection Throttle Body	2.5L	S, SE, SEL	GAS	ETB0041
Police Interceptor Sedan	Fuel Injection Throttle Body	3.5L, 3.7L	Base	To 01/03/2019, FLEX	ETB0044
Police Interceptor Sedan	Fuel Injection Throttle Body	3.5L	Base	To 01/03/2019, GAS	ETB0044
Police Interceptor Utility	Fuel Injection Throttle Body	3.7L	Base	To 03/03/2019, FLEX	ETB0044
Police Interceptor Utility	Fuel Injection Throttle Body	3.5L	Base	To 03/03/2019, GAS	ETB0044
Taurus	Fuel Injection Throttle Body	3.5L	Limited, SE, SEL	To 01/03/2019, FLEX	ETB0044
Taurus	Fuel Injection Throttle Body	3.5L	Limited, SE, SEL, SHO	To 01/03/2019, GAS	ETB0044
Transit-150	Fuel Injection Throttle Body	3.7L	Base, XL, XLT	CNG	ETB0044
Transit-150	Fuel Injection Throttle Body	3.7L	Base, XL, XLT	FLEX	ETB0044
Transit-150	Fuel Injection Throttle Body	3.7L	XL, XLT	GAS	ETB0044
Transit-150	Fuel Injection Throttle Body	3.7L	Base, XL, XLT	LPG	ETB0044
Transit-150	Fuel Injection Throttle Body	3.5L	Base, XL, XLT	GAS	ETB0046
Transit-250	Fuel Injection Throttle Body	3.7L	Base, PTV	CNG	ETB0044
Transit-250	Fuel Injection Throttle Body	3.7L	Base, PTV	FLEX	ETB0044
Transit-250	Fuel Injection Throttle Body	3.7L	Base, PTV	GAS	ETB0044
Transit-250	Fuel Injection Throttle Body	3.7L	Base, PTV	LPG	ETB0044
Transit-250	Fuel Injection Throttle Body	3.5L	Base, PTV	GAS	ETB0046
Transit-350	Fuel Injection Throttle Body	3.7L	Base, XL, XLT	CNG	ETB0044
Transit-350	Fuel Injection Throttle Body	3.7L	Base, XL, XLT	FLEX	ETB0044
Transit-350	Fuel Injection Throttle Body	3.7L	Base, XL, XLT	GAS	ETB0044
Transit-350	Fuel Injection Throttle Body	3.7L	Base, XL, XLT	LPG	ETB0044

Vehicle	Part Type	Engine Size	Trim	Note(s)	Part Number
<b>2019 Ford (cont'd)</b>					
Transit-350	Fuel Injection Throttle Body	3.5L	Base, XL, XLT	GAS	ETB0046
Transit-350 HD	Fuel Injection Throttle Body	3.7L	Base, XL, XLT	CNG	ETB0044
Transit-350 HD	Fuel Injection Throttle Body	3.7L	Base, XL, XLT	FLEX	ETB0044
Transit-350 HD	Fuel Injection Throttle Body	3.7L	Base	GAS	ETB0044
Transit-350 HD	Fuel Injection Throttle Body	3.7L	Base, XL, XLT	LPG	ETB0044
Transit-350 HD	Fuel Injection Throttle Body	3.5L	Base, XL, XLT	GAS	ETB0046
Transit Connect	Fuel Injection Throttle Body	2.5L	XL, XLT	CNG	ETB0041
Transit Connect	Fuel Injection Throttle Body	2.5L	XL, XLT	GAS	ETB0041
Transit Connect	Fuel Injection Throttle Body	2.5L	XL, XLT	LPG	ETB0041
<b>2020 Ford</b>					
Escape	Fuel Injection Throttle Body	2.5L	SE Sport Hybrid, Titanium Hybrid	ELECTRIC/GAS	ETB0041
Fusion	Fuel Injection Throttle Body	2.5L	S, SE	FLEX	ETB0041
Fusion	Fuel Injection Throttle Body	2.5L	S, SE	GAS	ETB0041
Transit-150	Fuel Injection Throttle Body	3.5L	Base, PTV, XL, XLT	GAS	ETB0046
Transit-250	Fuel Injection Throttle Body	3.5L	Base, PTV	GAS	ETB0046
Transit-350	Fuel Injection Throttle Body	3.5L	Base, PTV, XL, XLT	GAS	ETB0046
Transit-350 HD	Fuel Injection Throttle Body	3.5L	Base, PTV, XL, XLT	GAS	ETB0046
Transit Connect	Fuel Injection Throttle Body	2.5L	XL, XLT	CNG	ETB0041
Transit Connect	Fuel Injection Throttle Body	2.5L	XL, XLT	GAS	ETB0041
Transit Connect	Fuel Injection Throttle Body	2.5L	XL, XLT	LPG	ETB0041
<b>1988 Lincoln</b>					
Town Car	Idle Air Control Valve	5.0L	Base, Cartier, Signature	Gasket, Actual OE	ABV0034
<b>1989 Lincoln</b>					
Town Car	Idle Air Control Valve	5.0L	Base, Cartier, Signature, Signature SE	Gasket, Actual OE	ABV0034

Vehicle	Part Type	Engine Size	Trim	Note(s)	Part Number
<b>1990 Lincoln</b>					
Town Car	Idle Air Control Valve	5.0L	Base, Cartier, Cypress, Executive, Signature, Touring Edition	Gasket, Actual OE	ABV0034
Town Car	Mass Air Flow Sensor	5.0L	Base, Cartier, Cypress, Executive, Signature, Touring Edition	California Models, Actual OE	MAF0067
<b>1991 Lincoln</b>					
Continental	Mass Air Flow Sensor	3.8L	Base, Executive, Signature	Actual OE	MAF0006
Mark VII	Mass Air Flow Sensor	5.0L	Bill Blass, LSC	Actual OE	MAF0007
Town Car	Mass Air Flow Sensor	4.6L	Base, Cartier, Cypress, Executive, Signature, Touring Edition	Actual OE	MAF0007
<b>1992 Lincoln</b>					
Continental	Mass Air Flow Sensor	3.8L	Base, Executive, Signature	Actual OE	MAF0006
Town Car	Mass Air Flow Sensor	4.6L	Base, Cartier, Cypress, Executive, Signature, Touring Edition	Actual OE	MAF0007
<b>1993 Lincoln</b>					
Continental	Mass Air Flow Sensor	3.8L	Base, Executive, Signature	Actual OE	MAF0006
Mark VIII	Mass Air Flow Sensor	4.6L	Base	Actual OE	MAF0071
Town Car	Mass Air Flow Sensor	4.6L	Base, Cartier, Cypress, Executive, Jack Nicklaus, Signature, Touring Edition	Actual OE	MAF0017
<b>1994 Lincoln</b>					
Continental	Mass Air Flow Sensor	3.8L	Base, Executive, Signature	Actual OE	MAF0006
Mark VIII	Mass Air Flow Sensor	4.6L	Base	Actual OE	MAF0071
Town Car	Mass Air Flow Sensor	4.6L	Base, Cartier, Cypress, Executive, Signature, Touring Edition, Tournament Edition	Actual OE	MAF0017
<b>1995 Lincoln</b>					
Continental	Ignition Coil	4.6L	Diamond Anniversary, Signature, Spinnaker Edition		IGC0107
Continental	Mass Air Flow Sensor	4.6L	Diamond Anniversary, Signature, Spinnaker Edition	Actual OE	MAF0037
Mark VIII	Idle Air Control Valve	4.6L	Base, LSC	V, Actual OE	ABV0061
Mark VIII	Ignition Coil	4.6L	Base, LSC		IGC0107

Vehicle	Part Type	Engine Size	Trim	Note(s)	Part Number
<b>1995 Lincoln (cont'd)</b>					
Mark VIII	Mass Air Flow Sensor	4.6L	Base, LSC	Actual OE	MAF0071
Town Car	Idle Air Control Valve	4.6L	Base, Cartier, Cypress, Executive, Signature, Touring Edition	W, Actual OE	ABV0062
Town Car	Fuel Pump	4.6L	Base, Cartier, Cypress, Executive, Signature, Touring Edition	SPECIAL ORDER ONLY	FUP3303-D
Town Car	Ignition Coil	4.6L	Base, Cartier, Cypress, Executive, Signature, Touring Edition		IGC0107
Town Car	Mass Air Flow Sensor	4.6L	Base, Cartier, Cypress, Executive, Signature, Touring Edition	Actual OE	MAF0019
<b>1996 Lincoln</b>					
Continental	Ignition Coil	4.6L	Anniversary, Spinnaker Edition		IGC0107
Continental	Mass Air Flow Sensor	4.6L	Anniversary, Spinnaker Edition	Actual OE	MAF0037
Mark VIII	Idle Air Control Valve	4.6L	Anniversary, LSC	V, Gasket, Actual OE	ABV0017
Mark VIII	Ignition Coil	4.6L	Anniversary, Base, LSC		IGC0107
Mark VIII	Mass Air Flow Sensor	4.6L	Anniversary, LSC	Actual OE	MAF0037
Town Car	Idle Air Control Valve	4.6L	Anniversary, Base, Cartier, Executive, Signature	W, Gasket, Actual OE	ABV0019
Town Car	Fuel Pump	4.6L	Anniversary, Base, Cartier, Executive, Signature	SPECIAL ORDER ONLY	FUP3303-D
Town Car	Ignition Coil	4.6L	Anniversary, Base, Cartier, Executive, Signature		IGC0107
Town Car	Mass Air Flow Sensor	4.6L	Anniversary, Base, Cartier, Executive, Signature	Actual OE	MAF0023
<b>1997 Lincoln</b>					
Continental	Ignition Coil	4.6L	Base, Spinnaker Edition		IGC0107
Continental	Mass Air Flow Sensor	4.6L	Spinnaker Edition	Actual OE	MAF0037
Mark VIII	Idle Air Control Valve	4.6L	Base, LSC	V, Gasket, Actual OE	ABV0015
Mark VIII	Ignition Coil	4.6L	Base, LSC		IGC0121
Mark VIII	Mass Air Flow Sensor	4.6L	Base, LSC	Actual OE	MAF0037
Town Car	Idle Air Control Valve	4.6L	Base, Cartier, Executive, Signature, Touring Edition	W, Gasket, Actual OE	ABV0019
Town Car	Ignition Coil	4.6L	Base, Cartier, Executive, Signature, Touring Edition		IGC0107
Town Car	Mass Air Flow Sensor	4.6L	Base, Cartier, Executive, Signature, Touring Edition	Actual OE	MAF0023



Vehicle	Part Type	Engine Size	Trim	Note(s)	Part Number
<b>1998 Lincoln</b>					
Continental	Ignition Coil	4.6L	Base		IGC0121
Mark VIII	Idle Air Control Valve	4.6L	Base, LSC	V, Gasket, Actual OE	ABV0015
Mark VIII	Ignition Coil	4.6L	Base, LSC		IGC0121
Mark VIII	Mass Air Flow Sensor	4.6L	Base, LSC	Actual OE	MAF0037
Navigator	Idle Air Control Valve	5.4L	Base	Gasket, Actual OE	ABV0028
Navigator	Fuel Pump	5.4L	Base	4WD, SPECIAL ORDER ONLY	FUP3303-D
Navigator	Fuel Pump	5.4L	Base	RWD, SPECIAL ORDER ONLY	FUP3303-D
Navigator	Mass Air Flow Sensor	5.4L	Base	Actual OE	MAF0037
Town Car	Idle Air Control Valve	4.6L	Base, Cartier, Executive, Signature	W, Gasket, Actual OE	ABV0016
Town Car	Mass Air Flow Sensor	4.6L	Base, Cartier, Executive, Signature	Actual OE	MAF0023
<b>1999 Lincoln</b>					
Continental	Ignition Coil	4.6L	Base		IGC0121
Navigator	Idle Air Control Valve	5.4L	Base	Gasket, Actual OE	ABV0028
Navigator	Ignition Coil	5.4L	Base	DOHC	IGC0121
Navigator	Mass Air Flow Sensor	5.4L	Base	Actual OE	MAF0040
Town Car	Idle Air Control Valve	4.6L	Base, Cartier, Executive, Signature	W, Gasket, Actual OE	ABV0022
Town Car	Mass Air Flow Sensor	4.6L	Base, Cartier, Executive, Signature	Actual OE	MAF0023
<b>2000 Lincoln</b>					
Continental	Ignition Coil	4.6L	Base		IGC0121
LS	Idle Air Control Valve	3.0L	Base	S, Gasket, Actual OE	ABV0015
LS	Idle Air Control Valve	3.9L	Base	A, Gasket, Actual OE	ABV0037
LS	Ignition Coil	3.0L	Base		IGC0109
LS	Ignition Coil	3.9L	Base		IGC0115
LS	Mass Air Flow Sensor	3.0L, 3.9L	Base	Actual OE	MAF0026
Navigator	Idle Air Control Valve	5.4L	Base	Gasket, Actual OE	ABV0028
Navigator	Ignition Coil	5.4L	Base		IGC0121
Navigator	Mass Air Flow Sensor	5.4L	Base	Actual OE	MAF0040
Town Car	Idle Air Control Valve	4.6L	Cartier, Executive, Signature	W, Gasket, Actual OE	ABV0021

Vehicle	Part Type	Engine Size	Trim	Note(s)	Part Number
<b>2000 Lincoln (cont'd)</b>					
Town Car	Mass Air Flow Sensor	4.6L	Cartier, Executive, Signature	Actual OE	MAF0026
<b>2001 Lincoln</b>					
Continental	Ignition Coil	4.6L	Base		IGC0121
LS	Idle Air Control Valve	3.0L	Base, LSE	S, Gasket, Actual OE	ABV0015
LS	Idle Air Control Valve	3.9L	Base, LSE	A, Gasket, Actual OE	ABV0037
LS	Ignition Coil	3.0L	Base, LSE		IGC0109
LS	Ignition Coil	3.9L	Base, LSE		IGC0115
LS	Mass Air Flow Sensor	3.0L, 3.9L	Base, LSE	Actual OE	MAF0026
Navigator	Idle Air Control Valve	5.4L	Base	Gasket, Actual OE	ABV0028
Navigator	Ignition Coil	5.4L	Base		IGC0121
Navigator	Mass Air Flow Sensor	5.4L	Base	Actual OE	MAF0040
Town Car	Idle Air Control Valve	4.6L	Cartier, Cartier L, Executive, Executive L, Signature	W, Gasket, Actual OE	ABV0021
Town Car	Mass Air Flow Sensor	4.6L	Cartier, Cartier L, Executive, Executive L, Signature	Actual OE	MAF0026
<b>2002 Lincoln</b>					
Blackwood	Idle Air Control Valve	5.4L	Base	Gasket, Actual OE	ABV0028
Blackwood	Ignition Coil	5.4L	Base		IGC0121
Blackwood	Mass Air Flow Sensor	5.4L	Base	Actual OE	MAF0040
Continental	Ignition Coil	4.6L	Base		IGC0121
LS	Idle Air Control Valve	3.0L	Base, LSE	Gasket, Actual OE	ABV0006
LS	Idle Air Control Valve	3.9L	Base, LSE	A, Gasket, Actual OE	ABV0037
LS	Ignition Coil	3.0L	Base, LSE		IGC0109
LS	Ignition Coil	3.9L	Base, LSE, Sport		IGC0115
LS	Mass Air Flow Sensor	3.0L, 3.9L	Base, LSE, Sport	Actual OE	MAF0026
Navigator	Idle Air Control Valve	5.4L	Base	Gasket, Actual OE	ABV0028
Navigator	Ignition Coil	5.4L	Base		IGC0121
Navigator	Mass Air Flow Sensor	5.4L	Base	Actual OE	MAF0040
Town Car	Idle Air Control Valve	4.6L	Cartier, Cartier L, Executive, Executive L, Signature	W, Gasket, Actual OE	ABV0021

Vehicle	Part Type	Engine Size	Trim	Note(s)	Part Number
<b>2002 Lincoln (cont'd)</b>					
Town Car	Mass Air Flow Sensor	4.6L	Cartier, Cartier L, Executive, Executive L, Signature	Actual OE	MAF0026
<b>2003 Lincoln</b>					
Aviator	Idle Air Control Valve	4.6L	Base	Actual OE	ABV0001
Aviator	Ignition Coil	4.6L	Base		IGC0121
Aviator	Mass Air Flow Sensor	4.6L	Base	Actual OE	MAF0068
LS	Fuel Injection Throttle Body	3.0L	Base, LSE		ETB0042
LS	Ignition Coil	3.0L	Base, LSE		IGC0109
LS	Ignition Coil	3.9L	Base, LSE		IGC0115
Navigator	Idle Air Control Valve	5.4L	Base	Gasket, Actual OE	ABV0028
Navigator	Ignition Coil	5.4L	Base		IGC0121
Navigator	Mass Air Flow Sensor	5.4L	Base	Actual OE	MAF0044
Town Car	Idle Air Control Valve	4.6L	Cartier, Cartier L, Executive, Executive L, Executive Protection Series, Signature	W, Gasket, Actual OE	ABV0011
Town Car	Mass Air Flow Sensor	4.6L	Cartier, Cartier L, Executive, Executive L, Executive Protection Series, Signature	Actual OE	MAF0028
<b>2004 Lincoln</b>					
Aviator	Idle Air Control Valve	4.6L	Base	Actual OE	ABV0001
Aviator	Ignition Coil	4.6L	Base, Luxury, Ultimate		IGC0121
Aviator	Mass Air Flow Sensor	4.6L	Base	Actual OE	MAF0068
LS	Fuel Injection Throttle Body	3.0L	Base, Convenience, Plus		ETB0042
LS	Ignition Coil	3.0L	Base, Convenience, Plus		IGC0109
LS	Ignition Coil	3.9L	Base		IGC0115
Navigator	Idle Air Control Valve	5.4L	Base	Gasket, Actual OE	ABV0028
Navigator	Ignition Coil	5.4L	Base, Ultimate		IGC0121
Navigator	Mass Air Flow Sensor	5.4L	Base, Ultimate	Actual OE	MAF0044
Town Car	Idle Air Control Valve	4.6L	Executive, Executive L, Signature, Ultimate, Ultimate L	W, Gasket, Actual OE	ABV0011
Town Car	Mass Air Flow Sensor	4.6L	Executive, Executive L, Protection Series, Signature, Ultimate, Ultimate L	Actual OE	MAF0028

Vehicle	Part Type	Engine Size	Trim	Note(s)	Part Number
<b>2005 Lincoln</b>					
Aviator	Idle Air Control Valve	4.6L	Base	Actual OE	ABV0001
Aviator	Ignition Coil	4.6L	Base, Luxury, Premier		IGC0121
Aviator	Mass Air Flow Sensor	4.6L	Base	Actual OE	MAF0068
LS	Fuel Injection Throttle Body	3.0L	Appearance, Base, Convenience, Luxury, Plus, Premium		ETB0042
LS	Ignition Coil	3.0L	Appearance, Base, Convenience, Luxury, Plus, Premium		IGC0109
LS	Ignition Coil	3.9L	Sport, Ultimate		IGC0115
Navigator	Fuel Injection Throttle Body	5.4L	Base, Ultimate		ETB0059
Navigator	Ignition Coil	5.4L	Base, Ultimate		IGC0116
Navigator	Mass Air Flow Sensor	5.4L	Base, Ultimate	Actual OE	MAF0012
Town Car	Fuel Injection Throttle Body	4.6L	Executive, Executive L, Protection Series, Signature, Signature L, Signature Limited		ETB0042
Town Car	Ignition Coil	4.6L	Executive, Executive L, Protection Series, Signature, Signature L, Signature Limited		IGC0113
Town Car	Mass Air Flow Sensor	4.6L	Executive, Executive L, Protection Series, Signature, Signature L, Signature Limited	Actual OE	MAF0012
<b>2006 Lincoln</b>					
LS	Ignition Coil	3.9L	Sport		IGC0115
LS	Mass Air Flow Sensor	3.9L	Sport	Actual OE	MAF0012
Mark LT	Fuel Injection Throttle Body	5.4L	Base		ETB0059
Mark LT	Ignition Coil	5.4L	Base		IGC0116
Mark LT	Mass Air Flow Sensor	5.4L	Base	Actual OE	MAF0012
Navigator	Fuel Injection Throttle Body	5.4L	Luxury, Ultimate		ETB0059
Navigator	Ignition Coil	5.4L	Luxury, Ultimate		IGC0116
Navigator	Mass Air Flow Sensor	5.4L	Luxury, Ultimate	Actual OE	MAF0012
Town Car	Fuel Injection Throttle Body	4.6L	Designer Series, Executive, Executive L, Protection Series, Signature, Signature L, Signature Limited		ETB0042

Vehicle	Part Type	Engine Size	Trim	Note(s)	Part Number
<b>2006 Lincoln (cont'd)</b>					
Town Car	Ignition Coil	4.6L	Designer Series, Executive, Executive L, Protection Series, Signature, Signature L, Signature Limited		IGC0113
Town Car	Mass Air Flow Sensor	4.6L	Designer Series, Executive, Executive L, Protection Series, Signature, Signature L, Signature Limited	Actual OE	MAF0012
Zephyr	Ignition Coil	3.0L	Base, Premium		IGC0158
Zephyr	Mass Air Flow Sensor	3.0L	Base, Premium	Actual OE	MAF0012
<b>2007 Lincoln</b>					
Mark LT	Fuel Injection Throttle Body	5.4L	Base		ETB0059
Mark LT	Ignition Coil	5.4L	Base		IGC0116
Mark LT	Mass Air Flow Sensor	5.4L	Base	Actual OE	MAF0012
MKX	Fuel Injection Throttle Body	3.5L	Base, Premium		ETB0048
MKX	Ignition Coil	3.5L	Base, Premium		IGC0169
MKX	Mass Air Flow Sensor	3.5L	Base, Premium	Actual OE	MAF0012
MKZ	Fuel Injection Throttle Body	3.5L	Base		ETB0048
MKZ	Ignition Coil	3.5L	Base		IGC0169
MKZ	Mass Air Flow Sensor	3.5L	Base	Actual OE	MAF0012
Navigator	Fuel Injection Throttle Body	5.4L	L Luxury, L Ultimate, Luxury, Ultimate		ETB0059
Navigator	Ignition Coil	5.4L	L Luxury, L Ultimate, Luxury, Ultimate		IGC0116
Navigator	Mass Air Flow Sensor	5.4L	L Luxury, L Ultimate, Luxury, Ultimate	Actual OE	MAF0012
Town Car	Fuel Injection Throttle Body	4.6L	Designer, Designer Series, Executive, Executive L, Signature, Signature L, Signature Limited		ETB0042
Town Car	Ignition Coil	4.6L	Designer, Designer Series, Executive, Executive L, Signature, Signature L, Signature Limited		IGC0113
Town Car	Mass Air Flow Sensor	4.6L	Designer, Designer Series, Executive, Executive L, Signature, Signature L, Signature Limited	Actual OE	MAF0012

Vehicle	Part Type	Engine Size	Trim	Note(s)	Part Number
<b>2008 Lincoln</b>					
Mark LT	Fuel Injection Throttle Body	5.4L	Base		ETB0059
Mark LT	Ignition Coil	5.4L	Base	To 11/30/2007	IGC0116
Mark LT	Ignition Coil	5.4L	Base	From 09/10/2007	IGC0117
Mark LT	Mass Air Flow Sensor	5.4L	Base	Actual OE	MAF0012
MKX	Fuel Injection Throttle Body	3.5L	Base, Premium		ETB0048
MKX	Ignition Coil	3.5L	Base, Premium		IGC0169
MKX	Mass Air Flow Sensor	3.5L	Base, Premium	Actual OE	MAF0012
MKZ	Fuel Injection Throttle Body	3.5L	Base		ETB0048
MKZ	Ignition Coil	3.5L	Base		IGC0169
MKZ	Mass Air Flow Sensor	3.5L	Base	Actual OE	MAF0012
Navigator	Fuel Injection Throttle Body	5.4L	Base, L, L Ultimate, Ultimate		ETB0059
Navigator	Ignition Coil	5.4L	Base, L, L Ultimate, Ultimate	To 11/30/2007	IGC0116
Navigator	Ignition Coil	5.4L	Base, L, L Ultimate, Ultimate	From 09/10/2007	IGC0117
Navigator	Mass Air Flow Sensor	5.4L	Base, L, L Ultimate, Ultimate	Actual OE	MAF0012
Town Car	Fuel Injection Throttle Body	4.6L	Executive, Executive L, Signature L, Signature Limited		ETB0042
Town Car	Ignition Coil	4.6L	Executive, Executive L, Signature L, Signature Limited		IGC0113
Town Car	Mass Air Flow Sensor	4.6L	Executive, Executive L, Signature L, Signature Limited	Actual OE	MAF0012
<b>2009 Lincoln</b>					
MKS	Fuel Injection Throttle Body	3.7L	Base		ETB0048
MKS	Ignition Coil	3.7L	Base		IGC0169
MKS	Mass Air Flow Sensor	3.7L	Base	Actual OE	MAF0012
MKX	Fuel Injection Throttle Body	3.5L	Base, Premium		ETB0048
MKX	Ignition Coil	3.5L	Base, Premium		IGC0169
MKX	Mass Air Flow Sensor	3.5L	Base, Premium	Actual OE	MAF0012
MKZ	Fuel Injection Throttle Body	3.5L	Base		ETB0048
MKZ	Ignition Coil	3.5L	Base		IGC0169

Vehicle	Part Type	Engine Size	Trim	Note(s)	Part Number
<b>2009 Lincoln (cont'd)</b>					
MKZ	Mass Air Flow Sensor	3.5L	Base	Actual OE	MAF0012
Navigator	Fuel Injection Throttle Body	5.4L	Base, L, L Ultimate, Ultimate		ETB0059
Navigator	Ignition Coil	5.4L	Base, L, L Ultimate, Ultimate		IGC0117
Navigator	Mass Air Flow Sensor	5.4L	Base, L, L Ultimate, Ultimate	Actual OE	MAF0012
Town Car	Fuel Injection Throttle Body	4.6L	Executive, Executive L, Signature L, Signature Limited		ETB0042
Town Car	Ignition Coil	4.6L	Executive, Executive L, Signature L, Signature Limited		IGC0113
Town Car	Mass Air Flow Sensor	4.6L	Executive, Executive L, Signature L, Signature Limited	Actual OE	MAF0012
<b>2010 Lincoln</b>					
Mark LT	Idle Air Control Valve	5.4L	Base	MEX, Gasket, Actual OE	ABV0028
MKS	Fuel Injection Throttle Body	3.7L	Base		ETB0048
MKS	Ignition Coil	3.7L	Base		IGC0169
MKS	Mass Air Flow Sensor	3.7L	Base	Actual OE	MAF0012
MKT	Fuel Injection Throttle Body	3.7L	Base		ETB0048
MKT	Ignition Coil	3.7L	Base		IGC0169
MKT	Mass Air Flow Sensor	3.7L	Base	Actual OE	MAF0012
MKX	Fuel Injection Throttle Body	3.5L	Base, Premium		ETB0048
MKX	Ignition Coil	3.5L	Base, Premium		IGC0169
MKX	Mass Air Flow Sensor	3.5L	Base, Premium	Actual OE	MAF0012
MKZ	Fuel Injection Throttle Body	3.5L	Base		ETB0048
MKZ	Ignition Coil	3.5L	Base		IGC0169
MKZ	Mass Air Flow Sensor	3.5L	Base	Actual OE	MAF0012
Navigator	Fuel Injection Throttle Body	5.4L	Base, L, Ultimate		ETB0059
Navigator	Ignition Coil	5.4L	Base, L, Ultimate		IGC0117
Navigator	Mass Air Flow Sensor	5.4L	Base, L, Ultimate	Actual OE	MAF0012
Town Car	Fuel Injection Throttle Body	4.6L	Executive, Executive L, Signature L, Signature Limited		ETB0042

Vehicle	Part Type	Engine Size	Trim	Note(s)	Part Number
<b>2010 Lincoln (cont'd)</b>					
Town Car	Ignition Coil	4.6L	Executive, Executive L, Signature L, Signature Limited		IGC0113
Town Car	Mass Air Flow Sensor	4.6L	Executive, Executive L, Signature L, Signature Limited	Actual OE	MAF0012
<b>2011 Lincoln</b>					
Mark LT	Mass Air Flow Sensor	5.0L	Base	Actual OE	MAF0112
Mark LT	Engine Water Pump	5.0L	Base	Actual OE	WUP0014
MKS	Fuel Injection Throttle Body	3.7L	Base		ETB0048
MKS	Ignition Coil	3.7L	Base		IGC0169
MKS	Mass Air Flow Sensor	3.7L	Base	Actual OE	MAF0012
MKT	Fuel Injection Throttle Body	3.7L	Base		ETB0048
MKT	Ignition Coil	3.7L	Base		IGC0169
MKT	Mass Air Flow Sensor	3.7L	Base	Actual OE	MAF0012
MKX	Fuel Injection Throttle Body	3.7L	Base, Premium		ETB0044
MKX	Ignition Coil	3.7L	Base, Premium		IGC0169
MKX	Mass Air Flow Sensor	3.7L	Base, Premium	Actual OE	MAF0012
MKX	Power Steering Pump	3.7L	Base, Premium	2 washers, Actual OE	PSP0048
MKZ	Fuel Injection Throttle Body	2.5L	Hybrid		ETB0041
MKZ	Fuel Injection Throttle Body	3.5L	Base		ETB0048
MKZ	Ignition Coil	3.5L	Base		IGC0169
MKZ	Mass Air Flow Sensor	2.5L, 3.5L	Base, Hybrid	Actual OE	MAF0012
MKZ	Engine Water Pump	2.5L	Hybrid	Actual OE	WUP0013
Navigator	Idle Air Control Valve	5.4L	Ultimate	MEX, Gasket, Actual OE	ABV0028
Navigator	Fuel Injection Throttle Body	5.4L	Base, L, Ultimate		ETB0059
Navigator	Ignition Coil	5.4L	Base, L, Ultimate		IGC0117
Navigator	Mass Air Flow Sensor	5.4L	Base, L, Ultimate	Actual OE	MAF0012
Town Car	Fuel Injection Throttle Body	4.6L	Executive, Executive L, Signature L, Signature Limited		ETB0042



Vehicle	Part Type	Engine Size	Trim	Note(s)	Part Number
<b>2011 Lincoln (cont'd)</b>					
Town Car	Ignition Coil	4.6L	Executive, Executive L, Signature L, Signature Limited		IGC0113
Town Car	Mass Air Flow Sensor	4.6L	Executive, Executive L, Signature L, Signature Limited	Actual OE	MAF0012
<b>2012 Lincoln</b>					
Mark LT	Mass Air Flow Sensor	5.0L	Base	Actual OE	MAF0112
Mark LT	Engine Water Pump	5.0L	Base	Actual OE	WUP0014
MKS	Fuel Injection Throttle Body	3.7L	Base		ETB0048
MKS	Ignition Coil	3.7L	Base		IGC0169
MKS	Mass Air Flow Sensor	3.7L	Base	Actual OE	MAF0012
MKT	Fuel Injection Throttle Body	3.7L	Base		ETB0048
MKT	Ignition Coil	3.7L	Base		IGC0169
MKT	Mass Air Flow Sensor	3.7L	Base	Actual OE	MAF0012
MKX	Fuel Injection Throttle Body	3.7L	Base, Premium		ETB0044
MKX	Ignition Coil	3.7L	Base, Premium		IGC0169
MKX	Mass Air Flow Sensor	3.7L	Base, Premium	Actual OE	MAF0012
MKX	Power Steering Pump	3.7L	Base, Premium	2 washers, Actual OE	PSP0048
MKZ	Fuel Injection Throttle Body	2.5L	Hybrid		ETB0041
MKZ	Fuel Injection Throttle Body	3.5L	Base		ETB0048
MKZ	Ignition Coil	3.5L	Base		IGC0169
MKZ	Mass Air Flow Sensor	2.5L, 3.5L	Base, Hybrid	Actual OE	MAF0012
MKZ	Engine Water Pump	2.5L	Hybrid	Actual OE	WUP0013
Navigator	Idle Air Control Valve	5.4L	Ultimate	MEX, Gasket, Actual OE	ABV0028
Navigator	Fuel Injection Throttle Body	5.4L	Base, L, Ultimate		ETB0059
Navigator	Ignition Coil	5.4L	Base, L, Ultimate		IGC0117
Navigator	Mass Air Flow Sensor	5.4L	Base, L, Ultimate	Actual OE	MAF0112
<b>2013 Lincoln</b>					
Mark LT	Mass Air Flow Sensor	5.0L	Base	Actual OE	MAF0112

Vehicle	Part Type	Engine Size	Trim	Note(s)	Part Number
<b>2013 Lincoln (cont'd)</b>					
Mark LT	Engine Water Pump	5.0L	Base	Actual OE	WUP0014
MKS	Fuel Injection Throttle Body	3.7L	Base		ETB0044
MKS	Ignition Coil	3.7L	Base		IGC0169
MKS	Mass Air Flow Sensor	3.7L	Base	Actual OE	MAF0112
MKT	Fuel Injection Throttle Body	3.7L	Base		ETB0044
MKT	Ignition Coil	3.7L	Base		IGC0169
MKT	Mass Air Flow Sensor	3.7L	Base	Actual OE	MAF0112
MKT	Mass Air Flow Sensor	2.0L	Base	Actual OE	MAF0115
MKX	Fuel Injection Throttle Body	3.7L	Base, Premium		ETB0044
MKX	Ignition Coil	3.7L	Base, Premium		IGC0169
MKX	Mass Air Flow Sensor	3.7L	Base, Premium	Actual OE	MAF0012
MKX	Power Steering Pump	3.7L	Base, Premium	2 washers, Actual OE	PSP0048
MKZ	Fuel Injection Throttle Body	2.0L	Hybrid	ELECTRIC/GAS	ETB0041
MKZ	Fuel Injection Throttle Body	3.7L	Base, Reserve		ETB0044
MKZ	Ignition Coil	3.7L	Base, Reserve		IGC0169
MKZ	Mass Air Flow Sensor	2.0L	Base, Elite, High, Hybrid	Actual OE	MAF0114
MKZ	Mass Air Flow Sensor	3.7L	Base, Reserve	Actual OE	MAF0115
Navigator	Fuel Injection Throttle Body	5.4L	Base, L, L Executive, L Ultimate, Limited, Ultimate		ETB0059
Navigator	Ignition Coil	5.4L	Base, L, L Executive, L Ultimate, Limited, Ultimate		IGC0117
Navigator	Mass Air Flow Sensor	5.4L	Base, L, L Executive, L Ultimate, Limited, Ultimate	Actual OE	MAF0112
<b>2014 Lincoln</b>					
Mark LT	Mass Air Flow Sensor	5.0L	Base	Actual OE	MAF0112
MKS	Fuel Injection Throttle Body	3.7L	Base		ETB0044
MKS	Ignition Coil	3.7L	Base		IGC0169
MKS	Mass Air Flow Sensor	3.7L	Base	Actual OE	MAF0112
MKT	Fuel Injection Throttle Body	3.7L	Base		ETB0044
MKT	Ignition Coil	3.7L	Base		IGC0169

Vehicle	Part Type	Engine Size	Trim	Note(s)	Part Number
<b>2014 Lincoln (cont'd)</b>					
MKT	Mass Air Flow Sensor	3.7L	Base	Actual OE	MAF0112
MKT	Mass Air Flow Sensor	2.0L	Base	Actual OE	MAF0115
MKX	Fuel Injection Throttle Body	3.7L	Base, Premium		ETB0044
MKX	Ignition Coil	3.7L	Base, Premium		IGC0169
MKX	Mass Air Flow Sensor	3.7L	Base, Premium	Actual OE	MAF0012
MKX	Power Steering Pump	3.7L	Base, Premium	2 washers, Actual OE	PSP0048
MKZ	Fuel Injection Throttle Body	2.0L	Hybrid	ELECTRIC/GAS	ETB0041
MKZ	Fuel Injection Throttle Body	3.7L	Base, Reserve		ETB0044
MKZ	Ignition Coil	3.7L	Base, Reserve		IGC0169
MKZ	Mass Air Flow Sensor	2.0L	Base, Elite, High, Hybrid	Actual OE	MAF0114
MKZ	Mass Air Flow Sensor	3.7L	Base, Reserve	Actual OE	MAF0115
Navigator	Fuel Injection Throttle Body	5.4L	Base, L, L Executive, L Ultimate, Limited, Ultimate		ETB0059
Navigator	Ignition Coil	5.4L	Base, L, L Executive, L Ultimate, Limited, Ultimate		IGC0117
Navigator	Mass Air Flow Sensor	5.4L	Base, L, L Executive, L Ultimate, Limited, Ultimate	Actual OE	MAF0112
<b>2015 Lincoln</b>					
MKS	Fuel Injection Throttle Body	3.7L	Base		ETB0044
MKS	Ignition Coil	3.7L	Base		IGC0169
MKS	Mass Air Flow Sensor	3.7L	Base	Actual OE	MAF0112
MKT	Fuel Injection Throttle Body	3.7L	Base		ETB0044
MKT	Ignition Coil	3.7L	Base		IGC0169
MKT	Mass Air Flow Sensor	3.7L	Base	Actual OE	MAF0112
MKT	Mass Air Flow Sensor	2.0L	Base	Actual OE	MAF0115
MKX	Fuel Injection Throttle Body	3.7L	Base, Premium		ETB0044
MKX	Ignition Coil	3.7L	Base, Premium		IGC0169
MKX	Mass Air Flow Sensor	3.7L	Base, Premium	Actual OE	MAF0012
MKX	Power Steering Pump	3.7L	Base, Premium	To 11/08/2014, 2 washers, Actual OE	PSP0048

Vehicle	Part Type	Engine Size	Trim	Note(s)	Part Number
<b>2015 Lincoln (cont'd)</b>					
MKZ	Fuel Injection Throttle Body	2.0L	Black Label Hybrid, Hybrid	ELECTRIC/GAS	ETB0041
MKZ	Fuel Injection Throttle Body	3.7L	Base, Black Label, Reserve		ETB0044
MKZ	Ignition Coil	3.7L	Base, Black Label, Reserve		IGC0169
MKZ	Mass Air Flow Sensor	2.0L	Base, Black Label, Black Label Hybrid, High, Hybrid	Actual OE	MAF0114
MKZ	Mass Air Flow Sensor	3.7L	Base, Black Label	Actual OE	MAF0115
MKZ	Mass Air Flow Sensor	3.7L	Reserve	GAS, Actual OE	MAF0115
Navigator	Fuel Injection Throttle Body	3.5L	Base, L, L Reserve, Reserve		ETB0046
<b>2016 Lincoln</b>					
MKS	Fuel Injection Throttle Body	3.7L	Base		ETB0044
MKS	Ignition Coil	3.7L	Base		IGC0169
MKS	Mass Air Flow Sensor	3.7L	Base	Actual OE	MAF0112
MKT	Fuel Injection Throttle Body	3.7L	Base		ETB0044
MKT	Ignition Coil	3.7L	Base		IGC0169
MKX	Fuel Injection Throttle Body	3.7L	Black Label, Premiere, Reserve, Select		ETB0044
MKX	Ignition Coil	3.7L	Black Label, Premiere, Reserve, Select		IGC0169
MKZ	Fuel Injection Throttle Body	2.0L	Black Label Hybrid, Hybrid	Naturally Aspirated	ETB0041
MKZ	Fuel Injection Throttle Body	3.7L	Base, Black Label, Reserve		ETB0044
MKZ	Ignition Coil	3.7L	Base, Black Label, Reserve		IGC0169
MKZ	Mass Air Flow Sensor	2.0L	Black Label Hybrid, Hybrid	ELECTRIC/GAS, Actual OE	MAF0114
MKZ	Mass Air Flow Sensor	3.7L	Base, Black Label	Actual OE	MAF0115
MKZ	Mass Air Flow Sensor	3.7L	Reserve	GAS, Actual OE	MAF0115
Navigator	Fuel Injection Throttle Body	3.5L	Base, L Reserve, L Select, Reserve, Select		ETB0046
<b>2017 Lincoln</b>					
Continental	Fuel Injection Throttle Body	3.7L	Livery, Premiere, Select		ETB0044
Continental	Ignition Coil	3.7L	Livery, Premiere, Select	To 08/23/2016	IGC0169
MKT	Fuel Injection Throttle Body	3.7L	Base		ETB0044

Vehicle	Part Type	Engine Size	Trim	Note(s)	Part Number
<b>2017 Lincoln (cont'd)</b>					
MKT	Ignition Coil	3.7L	Base		IGC0169
MKX	Fuel Injection Throttle Body	3.7L	Black Label, Premiere, Reserve, Select		ETB0044
MKX	Ignition Coil	3.7L	Black Label, Premiere, Reserve, Select		IGC0169
MKZ	Fuel Injection Throttle Body	2.0L	Black Label Hybrid, Premiere Hybrid, Reserve Hybrid, Select Hybrid	Naturally Aspirated	ETB0041
MKZ	Mass Air Flow Sensor	2.0L	Black Label Hybrid, Premiere Hybrid, Reserve Hybrid, Select Hybrid	ELECTRIC/GAS, Actual OE	MAF0114
Navigator	Fuel Injection Throttle Body	3.5L	L Reserve, L Select, Reserve, Select		ETB0046
<b>2018 Lincoln</b>					
Continental	Fuel Injection Throttle Body	3.7L	Livery, Premiere, Select		ETB0044
MKT	Fuel Injection Throttle Body	3.7L	Premiere		ETB0044
MKX	Fuel Injection Throttle Body	3.7L	Black Label, Premiere, Reserve, Select		ETB0044
MKZ	Fuel Injection Throttle Body	2.0L	Black Label Hybrid, Hybrid, Premiere Hybrid, Reserve Hybrid, Select Hybrid	Naturally Aspirated	ETB0041
MKZ	Mass Air Flow Sensor	2.0L	Black Label, Black Label Hybrid, Hybrid, Premiere, Premiere Hybrid, Reserve, Reserve Hybrid, Select, Select Hybrid	Actual OE	MAF0114
<b>2019 Lincoln</b>					
Continental	Fuel Injection Throttle Body	3.7L	Base, Livery, Select	GAS	ETB0044
MKT	Fuel Injection Throttle Body	3.7L	Livery	GAS	ETB0044
<b>2020 Lincoln</b>					
Continental	Fuel Injection Throttle Body	3.7L	Base, Livery	GAS	ETB0044
<b>1989 Mercury</b>					
Sable	Idle Air Control Valve	3.0L	GS, LS	Actual OE	ABV0031
<b>1990 Mercury</b>					
Colony Park	Mass Air Flow Sensor	5.0L	GS, LS	California Models, Actual OE	MAF0067
Grand Marquis	Mass Air Flow Sensor	5.0L	GS, LS	California Models, Actual OE	MAF0067
Sable	Idle Air Control Valve	3.0L	GS, LS	Actual OE	ABV0031

Vehicle	Part Type	Engine Size	Trim	Note(s)	Part Number
<b>1991 Mercury</b>					
Colony Park	Mass Air Flow Sensor	5.0L	GS, LS	California Models, Actual OE	MAF0067
Cougar	Mass Air Flow Sensor	3.8L, 5.0L	LS, XR-7	Actual OE	MAF0006
Grand Marquis	Mass Air Flow Sensor	5.0L	GS, LS	California Models, Actual OE	MAF0067
Sable	Mass Air Flow Sensor	3.8L	GS, LS	Actual OE	MAF0006
Sable	Mass Air Flow Sensor	3.0L	GS, LS	Actual OE	MAF0067
Tracer	Idle Air Control Valve	1.9L	Base, Trio	Actual OE	ABV0031
Tracer	Mass Air Flow Sensor	1.9L	Base, Trio	Actual OE	MAF0077
<b>1992 Mercury</b>					
Cougar	Mass Air Flow Sensor	3.8L, 5.0L	LS, XR-7	Actual OE	MAF0006
Grand Marquis	Mass Air Flow Sensor	4.6L	GS, LS	Actual OE	MAF0017
Sable	Mass Air Flow Sensor	3.8L	GS, LS	Actual OE	MAF0006
Sable	Mass Air Flow Sensor	3.0L	GS, LS	Actual OE	MAF0067
Topaz	Mass Air Flow Sensor	2.3L	GS, LTS, Sport, XR5	Actual OE	MAF0062
Topaz	Mass Air Flow Sensor	3.0L	GS, LTS, Sport, XR5	Actual OE	MAF0067
Tracer	Idle Air Control Valve	1.9L	Base, LS, Trio	Actual OE	ABV0049
Tracer	Mass Air Flow Sensor	1.9L	Base, Trio	Actual OE	MAF0077
<b>1993 Mercury</b>					
Cougar	Mass Air Flow Sensor	3.8L, 5.0L	XR-7	Actual OE	MAF0006
Grand Marquis	Mass Air Flow Sensor	4.6L	GS, LS	Actual OE	MAF0017
Sable	Mass Air Flow Sensor	3.8L	GS, LS	Actual OE	MAF0006
Sable	Mass Air Flow Sensor	3.0L	GS, LS	Actual OE	MAF0067
Topaz	Mass Air Flow Sensor	2.3L	GS	Actual OE	MAF0062
Topaz	Mass Air Flow Sensor	3.0L	GS	Actual OE	MAF0067
Tracer	Idle Air Control Valve	1.9L	Base, LS, Trio	Actual OE	ABV0049
Tracer	Mass Air Flow Sensor	1.9L	Base, Trio	Actual OE	MAF0077

Vehicle	Part Type	Engine Size	Trim	Note(s)	Part Number
<b>1993 Mercury (cont'd)</b>					
Villager	Mass Air Flow Sensor	3.0L	GS, LS	To 09/2014, Actual OE	MAF0003
Villager	Engine Valve Lifter	3.0L	GS, LS	4 pieces, Actual OE	VLL0001
<b>1994 Mercury</b>					
Cougar	Mass Air Flow Sensor	3.8L, 4.6L	XR-7	Actual OE	MAF0015
Grand Marquis	Mass Air Flow Sensor	4.6L	GS, LS	Actual OE	MAF0017
Sable	Mass Air Flow Sensor	3.8L	GS, LS	Actual OE	MAF0006
Topaz	Mass Air Flow Sensor	2.3L	GS	Actual OE	MAF0062
Topaz	Mass Air Flow Sensor	3.0L	GS	Actual OE	MAF0067
Tracer	Idle Air Control Valve	1.9L	Base, LS, Trio	Actual OE	ABV0049
Villager	Mass Air Flow Sensor	3.0L	Nautica	To 09/2012, Actual OE	MAF0003
Villager	Mass Air Flow Sensor	3.0L	GS, LS	To 09/2014, Actual OE	MAF0003
Villager	Engine Valve Lifter	3.0L	GS, LS, Nautica	4 pieces, Actual OE	VLL0001
<b>1995 Mercury</b>					
Cougar	Idle Air Control Valve	4.6L	XR-7	W, Actual OE	ABV0062
Cougar	Ignition Coil	4.6L	XR-7		IGC0107
Cougar	Ignition Coil	3.8L	XR-7		IGC0108
Cougar	Mass Air Flow Sensor	3.8L, 4.6L	XR-7	Actual OE	MAF0015
Grand Marquis	Idle Air Control Valve	4.6L	GS, LS	W, Actual OE	ABV0062
Grand Marquis	Fuel Pump	4.6L	GS, LS	SPECIAL ORDER ONLY	FUP3303-D
Grand Marquis	Ignition Coil	4.6L	GS, LS		IGC0107
Grand Marquis	Mass Air Flow Sensor	4.6L	GS, LS	Actual OE	MAF0019
Mystique	Idle Air Control Valve	2.5L	Base, GS, GS Spree, LS Young America	L, Actual OE	ABV0055
Mystique	Ignition Coil	2.5L	Base, GS, GS Spree, LS Young America		IGC0108
Mystique	Mass Air Flow Sensor	2.0L, 2.5L	Base, GS, GS Spree, LS, LS Young America	Actual OE	MAF0008
Sable	Idle Air Control Valve	3.0L	GS, LS	U, Actual OE	ABV0050
Sable	Idle Air Control Valve	3.8L	GS, LS	4, Actual OE	ABV0059

Vehicle	Part Type	Engine Size	Trim	Note(s)	Part Number
<b>1995 Mercury (cont'd)</b>					
Sable	Fuel Pump	3.0L	GS, LS, LTS	SPECIAL ORDER ONLY	FUP3303-D
Sable	Mass Air Flow Sensor	3.8L	GS, LS	Actual OE	MAF0006
Tracer	Idle Air Control Valve	1.9L	Base, Trio	J, Gaskets (2), Actual OE	ABV0045
Tracer	Ignition Coil	1.9L	Base, LS, Trio		IGC0107
Villager	Ignition Control Module	3.0L	GS, LS, Nautica		IGC8035
Villager	Mass Air Flow Sensor	3.0L	GS, LS, Nautica	To 09/2012, Actual OE	MAF0003
Villager	Engine Valve Lifter	3.0L	GS, LS, Nautica	4 pieces, Actual OE	VLL0001
<b>1996 Mercury</b>					
Cougar	Idle Air Control Valve	4.6L	XR-7	W, Gasket, Actual OE	ABV0019
Cougar	Ignition Coil	4.6L	XR-7		IGC0107
Cougar	Ignition Coil	3.8L	XR-7		IGC0108
Cougar	Mass Air Flow Sensor	3.8L, 4.6L	XR-7	Actual OE	MAF0016
Grand Marquis	Idle Air Control Valve	4.6L	GS, LS	6, Gasket, Actual OE	ABV0019
Grand Marquis	Idle Air Control Valve	4.6L	GS, LS	W, Gasket, Actual OE	ABV0019
Grand Marquis	Fuel Pump	4.6L	GS, LS	SPECIAL ORDER ONLY	FUP3303-D
Grand Marquis	Ignition Coil	4.6L	GS, LS		IGC0107
Grand Marquis	Mass Air Flow Sensor	4.6L	GS, LS	Actual OE	MAF0023
Mystique	Idle Air Control Valve	2.5L	GS, LS	L, Gasket, Actual OE	ABV0017
Mystique	Ignition Coil	2.5L	GS, LS		IGC0108
Mystique	Mass Air Flow Sensor	2.0L, 2.5L	GS, LS	Actual OE	MAF0008
Sable	Idle Air Control Valve	3.0L	G, GS, LS	U, Actual OE	ABV0051
Sable	Idle Air Control Valve	3.0L	G, GS, LS	S, 24 valves, Actual OE	ABV0064
Sable	Ignition Coil	3.0L	G, GS, LS		IGC0108
Sable	Mass Air Flow Sensor	3.0L	G, GS, LS	Actual OE	MAF0037
Tracer	Idle Air Control Valve	1.9L	Base, Trio	J, Actual OE	ABV0047
Tracer	Ignition Coil	1.9L	Base, LS, Trio		IGC0107
Villager	Ignition Control Module	3.0L	GS, LS, Nautica		IGC8035
Villager	Mass Air Flow Sensor	3.0L	GS, LS, Nautica	To 06/2011, Actual OE	MAF0004



Vehicle	Part Type	Engine Size	Trim	Note(s)	Part Number
<b>1996 Mercury (cont'd)</b>					
Villager	Throttle Position Sensor	3.0L	GS, LS, Nautica	Actual OE	TPS0005
Villager	Engine Valve Lifter	3.0L	GS, LS, Nautica	4 pieces, Actual OE	VLL0001
<b>1997 Mercury</b>					
Cougar	Idle Air Control Valve	4.6L	XR-7	W, Gasket, Actual OE	ABV0019
Cougar	Ignition Coil	4.6L	XR-7		IGC0107
Cougar	Ignition Coil	3.8L	XR-7		IGC0108
Cougar	Mass Air Flow Sensor	3.8L, 4.6L	XR-7	Actual OE	MAF0016
Grand Marquis	Idle Air Control Valve	4.6L	GS, LS	W, Gasket, Actual OE	ABV0019
Grand Marquis	Ignition Coil	4.6L	GS, LS		IGC0107
Grand Marquis	Mass Air Flow Sensor	4.6L	GS, LS	Actual OE	MAF0023
Mountaineer	Idle Air Control Valve	5.0L	Base	P, Gasket, Actual OE	ABV0015
Mountaineer	Ignition Coil	5.0L	Base		IGC0107
Mystique	Idle Air Control Valve	2.5L	GS, LS	L, Gasket, Actual OE	ABV0017
Mystique	Ignition Coil	2.5L	GS, LS		IGC0108
Mystique	Mass Air Flow Sensor	2.0L, 2.5L	GS, LS	Actual OE	MAF0008
Sable	Idle Air Control Valve	3.0L	GS, LS	U, 12 valves, Gasket, Actual OE	ABV0015
Sable	Idle Air Control Valve	3.0L	GS, LS	S, 24 valves, Actual OE	ABV0064
Sable	Ignition Coil	3.0L	GS, LS		IGC0108
Sable	Mass Air Flow Sensor	3.0L	GS, LS	Actual OE	MAF0037
Tracer	Ignition Coil	2.0L	GS, LS, Trio		IGC0107
Villager	Ignition Control Module	3.0L	GS, LS, Nautica		IGC8035
Villager	Mass Air Flow Sensor	3.0L	GS, LS, Nautica	To 04/2011, Actual OE	MAF0004
Villager	Throttle Position Sensor	3.0L	GS, LS, Nautica	Actual OE	TPS0005
Villager	Engine Valve Lifter	3.0L	GS, LS, Nautica	4 pieces, Actual OE	VLL0001
<b>1998 Mercury</b>					
Grand Marquis	Idle Air Control Valve	4.6L	GS, LS	W, Gasket, Actual OE	ABV0022
Grand Marquis	Mass Air Flow Sensor	4.6L	GS, LS	Actual OE	MAF0023
Mountaineer	Idle Air Control Valve	5.0L	Base	P, Gasket, Actual OE	ABV0015

Vehicle	Part Type	Engine Size	Trim	Note(s)	Part Number
<b>1998 Mercury (cont'd)</b>					
Mountaineer	Idle Air Control Valve	4.0L	Base	w/ Stamping # 97JF9F715BA, E, Actual OE	ABV0052
Mountaineer	Engine Camshaft Position Sensor	4.0L	Base		CPS7391HU-D
Mountaineer	Ignition Coil	4.0L	Base		IGC0106
Mountaineer	Ignition Coil	5.0L	Base		IGC0107
Mystique	Idle Air Control Valve	2.5L	LS	L, Gasket, Actual OE	ABV0017
Mystique	Ignition Coil	2.5L	LS		IGC0108
Mystique	Mass Air Flow Sensor	2.0L, 2.5L	GS, LS	Actual OE	MAF0008
Sable	Idle Air Control Valve	3.0L	GS, LS, LS Premium	U, 12 valves, Gasket, Actual OE	ABV0015
Sable	Idle Air Control Valve	3.0L	GS, LS, LS Premium	S, 24 valves, Actual OE	ABV0064
Sable	Ignition Coil	3.0L	GS, LS, LS Premium		IGC0108
Sable	Mass Air Flow Sensor	3.0L	GS, LS, LS Premium	Actual OE	MAF0037
Tracer	Ignition Coil	2.0L	GS, LS, Trio		IGC0107
Villager	Ignition Control Module	3.0L	GS, LS, Nautica		IGC8035
Villager	Mass Air Flow Sensor	3.0L	LS, Nautica	To 01/2012, Actual OE	MAF0004
Villager	Mass Air Flow Sensor	3.0L	GS	To 04/2011, Actual OE	MAF0004
Villager	Throttle Position Sensor	3.0L	GS, LS, Nautica	Actual OE	TPS0005
Villager	Engine Valve Lifter	3.0L	GS, LS, Nautica	4 pieces, Actual OE	VLL0001
<b>1999 Mercury</b>					
Cougar	Idle Air Control Valve	2.5L	V6	L, Gasket, Actual OE	ABV0024
Cougar	Ignition Coil	2.5L	V6		IGC0108
Cougar	Mass Air Flow Sensor	2.0L	Base	To 05/29/1999, Actual OE	MAF0008
Cougar	Mass Air Flow Sensor	2.0L	Base	From 05/03/1999, Actual OE	MAF0009
Cougar	Mass Air Flow Sensor	2.5L	V6	From 05/25/1999, Actual OE	MAF0023
Grand Marquis	Idle Air Control Valve	4.6L	GS, LS	W, Gasket, Actual OE	ABV0022
Grand Marquis	Mass Air Flow Sensor	4.6L	GS, LS	Actual OE	MAF0023
Mountaineer	Idle Air Control Valve	5.0L	Base	P, Gasket, Actual OE	ABV0015
Mountaineer	Idle Air Control Valve	4.0L	Base	E, Gasket, Actual OE	ABV0025

Vehicle	Part Type	Engine Size	Trim	Note(s)	Part Number
<b>1999 Mercury (cont'd)</b>					
Mountaineer	Engine Camshaft Position Sensor	4.0L	Base		CPS7391HU-D
Mountaineer	Ignition Coil	4.0L	Base		IGC0106
Mountaineer	Ignition Coil	5.0L	Base		IGC0107
Mystique	Idle Air Control Valve	2.5L	LS	L, Gasket, Actual OE	ABV0024
Mystique	Ignition Coil	2.5L	LS		IGC0108
Mystique	Ignition Coil	2.0L	GS	From 03/05/1999	IGC0110
Mystique	Mass Air Flow Sensor	2.0L	GS	To 05/03/1999, Actual OE	MAF0008
Mystique	Mass Air Flow Sensor	2.0L	GS	From 05/03/1999, Actual OE	MAF0009
Mystique	Mass Air Flow Sensor	2.5L	LS	From 05/03/1999, Actual OE	MAF0023
Sable	Idle Air Control Valve	3.0L	GS, LS	U, 12 valves, Gasket, Actual OE	ABV0015
Sable	Idle Air Control Valve	3.0L	GS, LS	S, 24 valves, Actual OE	ABV0064
Sable	Ignition Coil	3.0L	GS, LS		IGC0108
Sable	Mass Air Flow Sensor	3.0L	GS, LS	Actual OE	MAF0037
Tracer	Ignition Coil	2.0L	GS, LS, Trio		IGC0107
Villager	Mass Air Flow Sensor	3.3L	Base, Estate, Sport	Actual OE	MAF0025
Villager	Power Steering Pump	3.3L	Base, Estate, Sport	2 washers, Actual OE	PSP0050
Villager	Throttle Position Sensor	3.3L	Base, Estate, Sport	Actual OE	TPS0005
Villager	Engine Valve Lifter	3.3L	Base, Estate, Sport	4 pieces, Actual OE	VLL0001
<b>2000 Mercury</b>					
Cougar	Idle Air Control Valve	2.5L	V6	L, Gasket, Actual OE	ABV0024
Cougar	Ignition Coil	2.5L	V6		IGC0108
Cougar	Mass Air Flow Sensor	2.0L	Base	Actual OE	MAF0009
Cougar	Mass Air Flow Sensor	2.5L	V6	Actual OE	MAF0023
Grand Marquis	Idle Air Control Valve	4.6L	GS, LS	W, Gasket, Actual OE	ABV0022
Grand Marquis	Mass Air Flow Sensor	4.6L	GS, LS	Actual OE	MAF0026
Mountaineer	Idle Air Control Valve	5.0L	Base	P, Gasket, Actual OE	ABV0015
Mountaineer	Idle Air Control Valve	4.0L	Base	E, Gasket, Actual OE	ABV0025
Mountaineer	Engine Camshaft Position Sensor	4.0L	Base		CPS7391HU-D

Vehicle	Part Type	Engine Size	Trim	Note(s)	Part Number
<b>2000 Mercury (cont'd)</b>					
Mountaineer	Ignition Coil	4.0L	Base		IGC0106
Mountaineer	Ignition Coil	5.0L	Base		IGC0107
Mystique	Idle Air Control Valve	2.5L	LS	L, Gasket, Actual OE	ABV0024
Mystique	Ignition Coil	2.0L	GS		IGC0108
Mystique	Ignition Coil	2.5L	LS		IGC0110
Mystique	Mass Air Flow Sensor	2.0L	GS	Actual OE	MAF0009
Mystique	Mass Air Flow Sensor	2.5L	LS	Actual OE	MAF0023
Sable	Idle Air Control Valve	3.0L	LS, LS Premium	S, 24 valves, Gasket, Actual OE	ABV0026
Sable	Idle Air Control Valve	3.0L	GS, LS	U, 12 valves, Actual OE	ABV0058
Sable	Ignition Coil	3.0L	GS, LS	OHV	IGC0108
Sable	Ignition Coil	3.0L	LS, LS Premium	DOHC, w/ Magnetic Shield for EMI Protection	IGC0148
Sable	Ignition Coil	3.0L	LS, LS Premium	DOHC, w/o Magnetic Shield for EMI Protection	IGC0181
Villager	Mass Air Flow Sensor	3.3L	Base, Estate, Sport	Actual OE	MAF0025
Villager	Power Steering Pump	3.3L	Base, Estate, Sport	2 washers, Actual OE	PSP0050
Villager	Throttle Position Sensor	3.3L	Base, Estate, Sport	Actual OE	TPS0005
Villager	Engine Valve Lifter	3.3L	Base, Estate, Sport	4 pieces, Actual OE	VLL0001
<b>2001 Mercury</b>					
Cougar	Idle Air Control Valve	2.5L	S	G, Gasket, Actual OE	ABV0009
Cougar	Idle Air Control Valve	2.5L	Base, V6	L, Actual OE	ABV0038
Cougar	Ignition Coil	2.5L	Base, S, V6		IGC0111
Cougar	Mass Air Flow Sensor	2.0L	Base	Actual OE	MAF0009
Cougar	Mass Air Flow Sensor	2.5L	Base, S, V6	Actual OE	MAF0023
Grand Marquis	Idle Air Control Valve	4.6L	GS, LS	W, Gasket, Actual OE	ABV0022
Grand Marquis	Mass Air Flow Sensor	4.6L	GS, LS	Actual OE	MAF0026
Mountaineer	Idle Air Control Valve	5.0L	Base	P, Gasket, Actual OE	ABV0015
Mountaineer	Idle Air Control Valve	4.0L	Base	E, Gasket, Actual OE	ABV0025

Vehicle	Part Type	Engine Size	Trim	Note(s)	Part Number
<b>2001 Mercury (cont'd)</b>					
Mountaineer	Engine Camshaft Position Sensor	4.0L	Base		CPS7391HU-D
Mountaineer	Ignition Coil	4.0L	Base		IGC0106
Mountaineer	Ignition Coil	5.0L	Base		IGC0107
Sable	Idle Air Control Valve	3.0L	LS, LS Premium	S, Gasket, Actual OE	ABV0002
Sable	Idle Air Control Valve	3.0L	LS	2, Gasket, Actual OE	ABV0004
Sable	Idle Air Control Valve	3.0L	GS, LS	U, Gasket, Actual OE	ABV0004
Sable	Ignition Coil	3.0L	GS, LS, LS Premium		IGC0111
Villager	Mass Air Flow Sensor	3.3L	Base, Estate, Sport	Actual OE	MAF0025
Villager	Power Steering Pump	3.3L	Base, Estate, Sport	2 washers, Actual OE	PSP0050
Villager	Throttle Position Sensor	3.3L	Base, Estate, Sport	Actual OE	TPS0005
Villager	Engine Valve Lifter	3.3L	Base, Estate, Sport	4 pieces, Actual OE	VLL0001
<b>2002 Mercury</b>					
Cougar	Idle Air Control Valve	2.5L	Base, V6	L, Actual OE	ABV0038
Cougar	Ignition Coil	2.5L	Base, V6		IGC0111
Cougar	Mass Air Flow Sensor	2.0L	Base	Actual OE	MAF0009
Cougar	Mass Air Flow Sensor	2.5L	Base, V6	Actual OE	MAF0023
Grand Marquis	Idle Air Control Valve	4.6L	GS, LS	W, Gasket, Actual OE	ABV0012
Grand Marquis	Mass Air Flow Sensor	4.6L	GS, LS	Actual OE	MAF0026
Mountaineer	Idle Air Control Valve	4.6L	Base	Gasket, Actual OE	ABV0010
Mountaineer	Ignition Coil	4.0L	Base		IGC0106
Mountaineer	Ignition Coil	4.6L	Base		IGC0113
Mountaineer	Mass Air Flow Sensor	4.6L	Base	Actual OE	MAF0068
Sable	Idle Air Control Valve	3.0L	LS Premium	S, Gasket, Actual OE	ABV0002
Sable	Idle Air Control Valve	3.0L	GS, LS	U, Gasket, Actual OE	ABV0004
Sable	Ignition Coil	3.0L	GS, LS, LS Premium		IGC0111
Villager	Mass Air Flow Sensor	3.3L	Base, Estate, Sport	Actual OE	MAF0025
Villager	Power Steering Pump	3.3L	Base, Estate, Sport	2 washers, Actual OE	PSP0050
Villager	Throttle Position Sensor	3.3L	Base, Estate, Sport	Actual OE	TPS0005

Vehicle	Part Type	Engine Size	Trim	Note(s)	Part Number
<b>2002 Mercury (cont'd)</b>					
Villager	Engine Valve Lifter	3.3L	Base, Estate, Sport	4 pieces, Actual OE	VLL0001
<b>2003 Mercury</b>					
Grand Marquis	Idle Air Control Valve	4.6L	GS, LS	W, Gasket, Actual OE	ABV0011
Grand Marquis	Mass Air Flow Sensor	4.6L	GS, LS, LSE	Actual OE	MAF0028
Marauder	Idle Air Control Valve	4.6L	Base	Gasket, Actual OE	ABV0009
Marauder	Ignition Coil	4.6L	Base		IGC0121
Marauder	Mass Air Flow Sensor	4.6L	Base	Case 9, Actual OE	MAF0043
Mountaineer	Idle Air Control Valve	4.6L	Base	Gasket, Actual OE	ABV0010
Mountaineer	Ignition Coil	4.0L	Base		IGC0106
Mountaineer	Ignition Coil	4.6L	Base		IGC0113
Mountaineer	Mass Air Flow Sensor	4.6L	Base	Actual OE	MAF0068
Sable	Idle Air Control Valve	3.0L	LS Premium	S, Gasket, Actual OE	ABV0002
Sable	Idle Air Control Valve	3.0L	GS	2, Gasket, Actual OE	ABV0004
Sable	Idle Air Control Valve	3.0L	LS	S, Gasket, Actual OE	ABV0004
Sable	Idle Air Control Valve	3.0L	GS	U, Gasket, Actual OE	ABV0004
Sable	Ignition Coil	3.0L	GS, LS, LS Premium		IGC0111
<b>2004 Mercury</b>					
Grand Marquis	Idle Air Control Valve	4.6L	GS, LS	W, Gasket, Actual OE	ABV0011
Grand Marquis	Mass Air Flow Sensor	4.6L	GS, LS	Actual OE	MAF0028
Marauder	Idle Air Control Valve	4.6L	Base	V, Gasket, Actual OE	ABV0009
Marauder	Ignition Coil	4.6L	Base		IGC0121
Marauder	Mass Air Flow Sensor	4.6L	Base	Case 9, Actual OE	MAF0043
Monterey	Ignition Coil	4.2L	Base, Premier		IGC0111
Mountaineer	Fuel Injection Throttle Body	4.0L	Base, Premier		ETB0042
Mountaineer	Ignition Coil	4.0L	Base, Premier		IGC0106
Mountaineer	Ignition Coil	4.6L	Base, Premier		IGC0113
Mountaineer	Mass Air Flow Sensor	4.0L	Base, Premier	Actual OE	MAF0012
Mountaineer	Mass Air Flow Sensor	4.6L	Base, Premier	Actual OE	MAF0068

Vehicle	Part Type	Engine Size	Trim	Note(s)	Part Number
<b>2004 Mercury (cont'd)</b>					
Sable	Idle Air Control Valve	3.0L	LS Premium	S, Gasket, Actual OE	ABV0002
Sable	Idle Air Control Valve	3.0L	GS	2, Gasket, Actual OE	ABV0004
Sable	Idle Air Control Valve	3.0L	GS	U, Gasket, Actual OE	ABV0004
Sable	Ignition Coil	3.0L	GS	OHV	IGC0111
Sable	Ignition Coil	3.0L	LS, LS Premium	DOHC, w/ Magnetic Shield for EMI Protection	IGC0148
Sable	Ignition Coil	3.0L	LS, LS Premium	DOHC, w/o Magnetic Shield for EMI Protection	IGC0181
<b>2005 Mercury</b>					
Grand Marquis	Mass Air Flow Sensor	4.6L	GS, GSL, LS, Limited Edition, Ultimate Edition	Actual OE	MAF0012
Mariner	Ignition Coil	2.3L	Base		IGC0114
Mariner	Ignition Coil	3.0L	Premier	w/ Magnetic Shield for EMI Protection	IGC0148
Mariner	Ignition Coil	3.0L	Premier	w/o Magnetic Shield for EMI Protection	IGC0181
Mariner	Mass Air Flow Sensor	2.3L, 3.0L	Base, Premier	Actual OE	MAF0012
Mariner	Power Steering Pump	3.0L	Premier	2 washers, Actual OE	PSP0046
Mariner	Engine Water Pump	2.3L	Base	Actual OE	WUP0013
Montego	Fuel Injection Throttle Body	3.0L	Luxury, Premier		ETB0045
Montego	Ignition Coil	3.0L	Luxury, Premier	w/ Magnetic Shield for EMI Protection	IGC0148
Montego	Ignition Coil	3.0L	Luxury, Premier	w/o Magnetic Shield for EMI Protection	IGC0181
Montego	Mass Air Flow Sensor	3.0L	Luxury, Premier	Actual OE	MAF0012
Monterey	Ignition Coil	4.2L	Convenience, Luxury, Premier		IGC0111
Mountaineer	Fuel Injection Throttle Body	4.0L	Convenience, Luxury, Premier		ETB0042
Mountaineer	Ignition Coil	4.0L	Convenience, Luxury, Premier		IGC0106
Mountaineer	Ignition Coil	4.6L	Convenience, Luxury, Premier		IGC0113
Mountaineer	Mass Air Flow Sensor	4.0L, 4.6L	Convenience, Luxury, Premier	Actual OE	MAF0012
Mountaineer	Mass Air Flow Sensor	4.6L	Luxury, Premier	Actual OE	MAF0068

Vehicle	Part Type	Engine Size	Trim	Note(s)	Part Number
<b>2005 Mercury (cont'd)</b>					
Sable	Idle Air Control Valve	3.0L	GS, LS, Platinum Edition	Gasket, Actual OE	ABV0004
Sable	Ignition Coil	3.0L	GS	OHV	IGC0111
Sable	Ignition Coil	3.0L	LS, Platinum Edition	DOHC, w/ Magnetic Shield for EMI Protection	IGC0148
Sable	Ignition Coil	3.0L	LS, Platinum Edition	DOHC, w/o Magnetic Shield for EMI Protection	IGC0181
<b>2006 Mercury</b>					
Grand Marquis	Mass Air Flow Sensor	4.6L	GS, LS	Actual OE	MAF0012
Mariner	Ignition Coil	2.3L	Convenience, Hybrid		IGC0114
Mariner	Ignition Coil	3.0L	Luxury, Premier	w/ Magnetic Shield for EMI Protection	IGC0148
Mariner	Ignition Coil	3.0L	Luxury, Premier	w/o Magnetic Shield for EMI Protection	IGC0181
Mariner	Mass Air Flow Sensor	2.3L, 3.0L	Convenience, Hybrid, Luxury, Premier	Actual OE	MAF0012
Mariner	Power Steering Pump	3.0L	Luxury, Premier	2 washers, Actual OE	PSP0046
Mariner	Engine Water Pump	2.3L	Convenience, Hybrid	Actual OE	WUP0013
Milan	Ignition Coil	3.0L	Base, Premier		IGC0158
Milan	Mass Air Flow Sensor	2.3L, 3.0L	Base, Premier	Actual OE	MAF0012
Milan	Engine Water Pump	2.3L	Base, Premier	Actual OE	WUP0013
Montego	Fuel Injection Throttle Body	3.0L	Luxury, Premier		ETB0045
Montego	Ignition Coil	3.0L	Luxury, Premier	w/ Magnetic Shield for EMI Protection	IGC0148
Montego	Ignition Coil	3.0L	Luxury, Premier	w/o Magnetic Shield for EMI Protection	IGC0181
Montego	Mass Air Flow Sensor	3.0L	Luxury, Premier	Actual OE	MAF0012
Monterey	Ignition Coil	4.2L	Luxury		IGC0111
Mountaineer	Fuel Injection Throttle Body	4.0L	Convenience, Luxury		ETB0042
Mountaineer	Fuel Injection Throttle Body	4.6L	Luxury, Premier		ETB0065
Mountaineer	Ignition Coil	4.0L	Convenience, Luxury		IGC0106
Mountaineer	Mass Air Flow Sensor	4.0L, 4.6L	Convenience, Luxury, Premier	Actual OE	MAF0012



Vehicle	Part Type	Engine Size	Trim	Note(s)	Part Number
<b>2007 Mercury</b>					
Grand Marquis	Fuel Injection Throttle Body	4.6L	GS, LS		ETB0042
Grand Marquis	Ignition Coil	4.6L	GS, LS		IGC0113
Grand Marquis	Mass Air Flow Sensor	4.6L	GS, LS	Actual OE	MAF0012
Mariner	Ignition Coil	2.3L	Convenience, Hybrid		IGC0114
Mariner	Ignition Coil	3.0L	Luxury, Premier	w/ Magnetic Shield for EMI Protection	IGC0148
Mariner	Ignition Coil	3.0L	Luxury, Premier	w/o Magnetic Shield for EMI Protection	IGC0181
Mariner	Mass Air Flow Sensor	2.3L, 3.0L	Convenience, Hybrid, Luxury, Premier	Actual OE	MAF0012
Mariner	Power Steering Pump	3.0L	Luxury, Premier	2 washers, Actual OE	PSP0046
Mariner	Engine Water Pump	2.3L	Convenience, Hybrid	Actual OE	WUP0013
Milan	Ignition Coil	3.0L	Base, Premier		IGC0158
Milan	Mass Air Flow Sensor	2.3L, 3.0L	Base, Premier	Actual OE	MAF0012
Milan	Engine Water Pump	2.3L	Base, Premier	Actual OE	WUP0013
Montego	Fuel Injection Throttle Body	3.0L	Luxury, Premier		ETB0045
Montego	Ignition Coil	3.0L	Luxury, Premier	w/ Magnetic Shield for EMI Protection	IGC0148
Montego	Ignition Coil	3.0L	Luxury, Premier	w/o Magnetic Shield for EMI Protection	IGC0181
Montego	Mass Air Flow Sensor	3.0L	Luxury, Premier	Actual OE	MAF0012
Monterey	Ignition Coil	4.2L	Luxury		IGC0111
Mountaineer	Fuel Injection Throttle Body	4.0L	Base, Premier		ETB0042
Mountaineer	Fuel Injection Throttle Body	4.6L	Premier		ETB0065
Mountaineer	Ignition Coil	4.0L	Base, Premier		IGC0106
Mountaineer	Mass Air Flow Sensor	4.0L, 4.6L	Base, Premier	Actual OE	MAF0012
<b>2008 Mercury</b>					
Grand Marquis	Fuel Injection Throttle Body	4.6L	GS, LS		ETB0042
Grand Marquis	Ignition Coil	4.6L	GS, LS		IGC0113
Grand Marquis	Mass Air Flow Sensor	4.6L	GS, LS	Actual OE	MAF0012
Mariner	Ignition Coil	2.3L	Base, Hybrid		IGC0114
Mariner	Ignition Coil	3.0L	Base, Premier	w/ Magnetic Shield for EMI Protection	IGC0148

Vehicle	Part Type	Engine Size	Trim	Note(s)	Part Number
<b>2008 Mercury (cont'd)</b>					
Mariner	Ignition Coil	3.0L	Base, Premier	w/o Magnetic Shield for EMI Protection	IGC0181
Mariner	Mass Air Flow Sensor	2.3L, 3.0L	Base, Hybrid, Premier	Actual OE	MAF0012
Mariner	Power Steering Pump	3.0L	Base, Premier	2 washers, Actual OE	PSP0046
Mariner	Engine Water Pump	2.3L	Base, Hybrid	Actual OE	WUP0013
Milan	Ignition Coil	3.0L	Base, Premier		IGC0158
Milan	Mass Air Flow Sensor	2.3L, 3.0L	Base, Premier	Actual OE	MAF0012
Milan	Engine Water Pump	2.3L	Base, Premier	Actual OE	WUP0013
Mountaineer	Fuel Injection Throttle Body	4.0L	Base, Premier		ETB0042
Mountaineer	Fuel Injection Throttle Body	4.6L	Premier		ETB0065
Mountaineer	Ignition Coil	4.0L	Base, Premier		IGC0106
Mountaineer	Ignition Coil	4.6L	Premier	To 11/30/2007	IGC0116
Mountaineer	Ignition Coil	4.6L	Premier	From 09/10/2007	IGC0117
Mountaineer	Mass Air Flow Sensor	4.0L, 4.6L	Base, Premier	Actual OE	MAF0012
Sable	Fuel Injection Throttle Body	3.5L	Base, Premier		ETB0048
Sable	Ignition Coil	3.5L	Base, Premier		IGC0169
Sable	Mass Air Flow Sensor	3.5L	Base, Premier	Actual OE	MAF0012
<b>2009 Mercury</b>					
Grand Marquis	Fuel Injection Throttle Body	4.6L	LS		ETB0042
Grand Marquis	Ignition Coil	4.6L	LS		IGC0113
Grand Marquis	Mass Air Flow Sensor	4.6L	LS	Actual OE	MAF0012
Mariner	Fuel Injection Throttle Body	3.0L	Base, Premier		ETB0041
Mariner	Ignition Coil	3.0L	Base, Premier		IGC0158
Mariner	Mass Air Flow Sensor	2.5L, 3.0L	Base, Hybrid, Premier	Actual OE	MAF0012
Mariner	Power Steering Pump	3.0L	Base, Premier	2 washers, Actual OE	PSP0046
Mariner	Engine Water Pump	2.5L	Base, Hybrid, Premier	Actual OE	WUP0013
Milan	Ignition Coil	3.0L	Base, Premier		IGC0158
Milan	Mass Air Flow Sensor	2.3L, 3.0L	Base, Premier	Actual OE	MAF0012
Milan	Engine Water Pump	2.3L	Base, Premier	Actual OE	WUP0013

Vehicle	Part Type	Engine Size	Trim	Note(s)	Part Number
<b>2009 Mercury (cont'd)</b>					
Mountaineer	Fuel Injection Throttle Body	4.0L	Base, Premier		ETB0042
Mountaineer	Fuel Injection Throttle Body	4.6L	Premier		ETB0065
Mountaineer	Ignition Coil	4.0L	Base, Premier		IGC0106
Mountaineer	Ignition Coil	4.6L	Premier		IGC0117
Mountaineer	Mass Air Flow Sensor	4.0L, 4.6L	Base, Premier	Actual OE	MAF0012
Sable	Fuel Injection Throttle Body	3.5L	Base, Premier		ETB0048
Sable	Ignition Coil	3.5L	Base, Premier		IGC0169
Sable	Mass Air Flow Sensor	3.5L	Base, Premier	Actual OE	MAF0012
<b>2010 Mercury</b>					
Grand Marquis	Fuel Injection Throttle Body	4.6L	LS		ETB0042
Grand Marquis	Ignition Coil	4.6L	LS		IGC0113
Grand Marquis	Mass Air Flow Sensor	4.6L	LS	Actual OE	MAF0012
Mariner	Fuel Injection Throttle Body	3.0L	Base, Premier		ETB0041
Mariner	Ignition Coil	3.0L	Base, Premier		IGC0158
Mariner	Mass Air Flow Sensor	2.5L, 3.0L	Base, Hybrid, Premier	Actual OE	MAF0012
Mariner	Power Steering Pump	3.0L	Base, Premier	2 washers, Actual OE	PSP0046
Mariner	Engine Water Pump	2.5L	Base, Hybrid, Premier	Actual OE	WUP0013
Milan	Fuel Injection Throttle Body	2.5L, 3.0L	Base, Hybrid, Premier		ETB0041
Milan	Ignition Coil	3.0L	Premier		IGC0158
Milan	Mass Air Flow Sensor	2.5L, 3.0L	Base, Hybrid, Premier	Actual OE	MAF0012
Milan	Engine Water Pump	2.5L	Base, Hybrid, Premier	Actual OE	WUP0013
Mountaineer	Fuel Injection Throttle Body	4.0L	Base, Premier		ETB0042
Mountaineer	Fuel Injection Throttle Body	4.6L	Premier		ETB0065
Mountaineer	Ignition Coil	4.0L	Base, Premier		IGC0106
Mountaineer	Ignition Coil	4.6L	Premier		IGC0117
Mountaineer	Mass Air Flow Sensor	4.0L, 4.6L	Base, Premier	Actual OE	MAF0012
<b>2011 Mercury</b>					
Grand Marquis	Fuel Injection Throttle Body	4.6L	LS		ETB0042
Grand Marquis	Ignition Coil	4.6L	LS		IGC0113

Vehicle	Part Type	Engine Size	Trim	Note(s)	Part Number
<b>2011 Mercury (cont'd)</b>					
Grand Marquis	Mass Air Flow Sensor	4.6L	LS	Actual OE	MAF0012
Mariner	Fuel Injection Throttle Body	3.0L	Base, Premier		ETB0041
Mariner	Ignition Coil	3.0L	Base, Premier		IGC0158
Mariner	Mass Air Flow Sensor	2.5L, 3.0L	Base, Hybrid, Premier	Actual OE	MAF0012
Mariner	Power Steering Pump	3.0L	Base, Premier	2 washers, Actual OE	PSP0046
Mariner	Engine Water Pump	2.5L	Base, Hybrid	Actual OE	WUP0013
Milan	Fuel Injection Throttle Body	2.5L, 3.0L	Base, Hybrid, Premier		ETB0041
Milan	Ignition Coil	3.0L	Premier		IGC0158
Milan	Mass Air Flow Sensor	2.5L, 3.0L	Base, Hybrid, Premier	Actual OE	MAF0012
Milan	Engine Water Pump	2.5L	Base, Hybrid, Premier	Actual OE	WUP0013
<b>1977 Buick</b>					
Century	Ignition Coil	5.0L, 5.7L	Base, Custom		IGC0100
Regal	Ignition Coil	5.0L, 5.7L	Base, SR		IGC0100
Skylark	Ignition Coil	5.0L, 5.7L	Base, S, SR		IGC0100
<b>1978 Buick</b>					
Century	Ignition Coil	5.0L, 5.7L	Custom, Limited, Special, Sport		IGC0100
Electra	Ignition Coil	5.7L, 6.6L	225, Limited, Park Avenue		IGC0100
Regal	Ignition Coil	5.0L	Base, Limited		IGC0100
Skylark	Ignition Coil	5.0L, 5.7L	Base, Custom, S, Sport		IGC0100
<b>1979 Buick</b>					
Century	Ignition Coil	5.0L, 5.7L	Custom, Limited, Special		IGC0100
Electra	Ignition Coil	5.7L, 6.6L	225, Limited, Park Avenue		IGC0100
Regal	Ignition Coil	5.0L	Base, Limited		IGC0100
Skylark	Ignition Coil	5.0L, 5.7L	Base, Custom, S		IGC0100
<b>1980 Buick</b>					
Century	Ignition Coil	5.0L	Base, Estate, Limited		IGC0100
Regal	Ignition Coil	5.0L	Base, Limited		IGC0100
Skylark	Ignition Coil	2.5L, 2.8L	Base, Limited, Sport		IGC0100
<b>1981 Buick</b>					
Century	Ignition Coil	4.4L, 5.0L	Base, Limited		IGC0100
Regal	Ignition Coil	4.4L	Base, Limited		IGC0100
Skylark	Ignition Coil	2.5L, 2.8L	Base, Limited, Sport		IGC0100

Vehicle	Part Type	Engine Size	Trim	Note(s)	Part Number
<b>1982 Buick</b>					
LeSabre	Ignition Coil	4.4L, 5.0L	Custom, Limited, Limited Edition F/E		IGC0100
Regal	Ignition Coil	4.4L, 5.0L	Base, Estate Wagon, Limited		IGC0100
Skylark	Ignition Coil	2.8L	Base, Limited, Sport		IGC0100
<b>1983 Buick</b>					
Regal	Ignition Coil	5.0L	Base, Estate Wagon, Limited		IGC0100
<b>1984 Buick</b>					
Regal	Ignition Coil	5.0L	Base		IGC0100
<b>1985 Buick</b>					
Regal	Ignition Coil	5.0L	Base, Limited		IGC0100
<b>1986 Buick</b>					
Regal	Ignition Coil	5.0L	Base, Limited		IGC0100
<b>1987 Buick</b>					
Century	Engine Water Pump	2.8L	Custom, Estate Wagon, Limited	Gasket, Actual OE	WUP0009
Regal	Ignition Coil	5.0L	Base, Limited		IGC0100
Skyhawk	Engine Water Pump	2.0L	Custom, Limited, Sport, T-Type	Gasket, Actual OE	WUP0010
<b>1988 Buick</b>					
Century	Engine Water Pump	2.8L	Custom, Estate Wagon, Limited	Gasket, Actual OE	WUP0009
Skyhawk	Engine Water Pump	2.0L	Custom, SE	Gasket, Actual OE	WUP0010
<b>1989 Buick</b>					
Century	Engine Water Pump	2.8L	Custom, Limited	Gasket, Actual OE	WUP0009
Regal	Engine Water Pump	3.1L	Custom, Gran Sport, Limited	Gasket, Actual OE	WUP0009
Skyhawk	Engine Water Pump	2.0L	Custom, SE	Gasket, Actual OE	WUP0010
<b>1990 Buick</b>					
Regal	Engine Water Pump	3.1L	Custom, Limited	Gasket, Actual OE	WUP0009
<b>1991 Buick</b>					
Regal	Engine Water Pump	3.1L	Custom, Limited	Gasket, Actual OE	WUP0009
<b>1992 Buick</b>					
Park Avenue	Mass Air Flow Sensor	3.8L	Ultra	Supercharged, Actual OE	MAF0079

Vehicle	Part Type	Engine Size	Trim	Note(s)	Part Number
<b>1992 Buick (cont'd)</b>					
Regal	Engine Water Pump	3.1L	Custom, Limited	Gasket, Actual OE	WUP0009
<b>1993 Buick</b>					
Century	Engine Water Pump	2.2L	Custom, Limited, Special	Gasket, Actual OE	WUP0010
Park Avenue	Mass Air Flow Sensor	3.8L	Ultra	Supercharged, Actual OE	MAF0079
Regal	Engine Water Pump	3.1L	Custom, Limited	Gasket, Actual OE	WUP0009
<b>1994 Buick</b>					
Century	Engine Water Pump	3.1L	Custom, Special	Gasket, Actual OE	WUP0009
Century	Engine Water Pump	2.2L	Custom, Special	Gasket, Actual OE	WUP0010
Park Avenue	Mass Air Flow Sensor	3.8L	Ultra	Supercharged, Actual OE	MAF0073
Regal	Engine Water Pump	3.1L	Custom	Gasket, Actual OE	WUP0009
Skylark	Engine Water Pump	3.1L	Custom, Gran Sport, Limited	Gasket, Actual OE	WUP0009
<b>1995 Buick</b>					
Century	Ignition Coil	2.2L, 3.1L	Custom, Special		IGC0102
Century	Mass Air Flow Sensor	3.1L	Custom, Special	Actual OE	MAF0080
Century	Manifold Absolute Pressure Sensor	2.2L	Special		PRS8205HU-D
Century	Engine Water Pump	3.1L	Custom, Special	Gasket, Actual OE	WUP0009
Century	Engine Water Pump	2.2L	Special	Gasket, Actual OE	WUP0010
LeSabre	Ignition Coil	3.8L	Custom, Limited		IGC0102
LeSabre	Mass Air Flow Sensor	3.8L	Custom, Limited	Actual OE	MAF0080
Park Avenue	Ignition Coil	3.8L	Base, Ultra		IGC0102
Park Avenue	Mass Air Flow Sensor	3.8L	Ultra	Supercharged, Actual OE	MAF0073
Park Avenue	Throttle Position Sensor	3.8L	Base, Ultra	With OE No. 24504798	TPS0002
Regal	Ignition Coil	3.1L, 3.8L	Custom, Gran Sport, Limited		IGC0102
Regal	Mass Air Flow Sensor	3.8L	Custom, Gran Sport, Limited	Actual OE	MAF0080
Regal	Manifold Absolute Pressure Sensor	3.1L	Custom		PRS8205HU-D
Regal	Engine Water Pump	3.1L	Custom	Gasket, Actual OE	WUP0009
Riviera	Ignition Coil	3.8L	Base		IGC0102

Vehicle	Part Type	Engine Size	Trim	Note(s)	Part Number
<b>1995 Buick (cont'd)</b>					
Riviera	Mass Air Flow Sensor	3.8L	Base	Supercharged, Actual OE	MAF0073
Riviera	Throttle Position Sensor	3.8L	Base	With OE No. 24504798	TPS0002
Roadmaster	Manifold Absolute Pressure Sensor	5.7L	Base, Estate Wagon, Limited		PRS8205HU-D
Skylark	Ignition Coil	3.1L	Custom, Gran Sport, Limited		IGC0102
Skylark	Ignition Coil	2.3L	Custom, Limited		IGC0103
Skylark	Manifold Absolute Pressure Sensor	3.1L	Custom, Gran Sport, Limited		PRS8205HU-D
Skylark	Engine Water Pump	3.1L	Custom, Gran Sport, Limited	Gasket, Actual OE	WUP0009
<b>1996 Buick</b>					
Century	Ignition Coil	2.2L, 3.1L	Custom, Limited, Special		IGC0102
Century	Mass Air Flow Sensor	2.2L, 3.1L	Custom, Limited, Special	Actual OE	MAF0080
Century	Manifold Absolute Pressure Sensor	2.2L, 3.1L	Custom, Limited, Special		PRS8205HU-D
Century	Engine Water Pump	3.1L	Limited, Special	Gasket, Actual OE	WUP0009
Century	Engine Water Pump	2.2L	Limited, Special	Gasket, Actual OE	WUP0010
LeSabre	Ignition Coil	3.8L	Custom, Limited		IGC0102
LeSabre	Mass Air Flow Sensor	3.8L	Custom, Limited	1996 2nd Design, To 05/2011, Actual OE	MAF0005
LeSabre	Throttle Position Sensor	3.8L	Custom, Limited	With OE No. 24504798	TPS0002
Park Avenue	Ignition Coil	3.8L	Base	Naturally Aspirated	IGC0102
Park Avenue	Mass Air Flow Sensor	3.8L	Base, Ultra	To 06/2001, Actual OE	MAF0005
Park Avenue	Throttle Position Sensor	3.8L	Base, Ultra	With OE No. 24504798	TPS0002
Regal	Ignition Coil	3.1L, 3.8L	Custom, Gran Sport, Limited, Olympic Gold Edition		IGC0102
Regal	Mass Air Flow Sensor	3.8L	Custom, Gran Sport, Limited, Olympic Gold Edition	Actual OE	MAF0005
Regal	Manifold Absolute Pressure Sensor	3.1L	Custom		PRS8205HU-D
Regal	Throttle Position Sensor	3.8L	Custom, Gran Sport, Limited, Olympic Gold Edition	With OE No. 24504798	TPS0002
Regal	Engine Water Pump	3.1L	Custom	Gasket, Actual OE	WUP0009
Riviera	Ignition Coil	3.8L	Base	Naturally Aspirated	IGC0102

Vehicle	Part Type	Engine Size	Trim	Note(s)	Part Number
<b>1996 Buick (cont'd)</b>					
Riviera	Mass Air Flow Sensor	3.8L	Base	1996 2nd Design, Actual OE	MAF0005
Riviera	Throttle Position Sensor	3.8L	Base	With OE No. 24504798	TPS0002
Roadmaster	Ignition Coil	5.7L	Collector's Edition, Estate Wagon Collector's Edition, Limited Collector's Edition		IGC0104
Roadmaster	Manifold Absolute Pressure Sensor	5.7L	Collector's Edition, Estate Wagon Collector's Edition, Limited Collector's Edition		PRS8205HU-D
Skylark	Ignition Coil	3.1L	Custom, Gran Sport, Limited, Olympic Gold Edition		IGC0102
Skylark	Ignition Coil	2.4L	Custom, Limited, Olympic Gold Edition		IGC0103
Skylark	Manifold Absolute Pressure Sensor	3.1L	Custom, Gran Sport, Limited, Olympic Gold Edition		PRS8205HU-D
<b>1997 Buick</b>					
Century	Ignition Coil	3.1L	Custom, Limited		IGC0102
Century	Manifold Absolute Pressure Sensor	3.1L	Custom, Limited		PRS8205HU-D
Century	Engine Water Pump	3.1L	Custom, Limited	Gasket, Actual OE	WUP0009
LeSabre	Ignition Coil	3.8L	Custom, Limited		IGC0102
LeSabre	Mass Air Flow Sensor	3.8L	Limited	1996 2nd Design, To 01/2002, Actual OE	MAF0005
LeSabre	Mass Air Flow Sensor	3.8L	Custom	1996 2nd Design, To 11/2001, Actual OE	MAF0005
LeSabre	Throttle Position Sensor	3.8L	Custom, Limited	With OE No. 24504798	TPS0002
Park Avenue	Ignition Coil	3.8L	Base	Naturally Aspirated	IGC0102
Park Avenue	Mass Air Flow Sensor	3.8L	Base	To 06/2001, Actual OE	MAF0005
Park Avenue	Mass Air Flow Sensor	3.8L	Ultra	To 11/2001, Actual OE	MAF0005
Park Avenue	Throttle Position Sensor	3.8L	Base, Ultra	With OE No. 24504798	TPS0002
Regal	Ignition Coil	3.8L	LS	Naturally Aspirated	IGC0102
Regal	Mass Air Flow Sensor	3.8L	GS, LS	Actual OE	MAF0005
Regal	Throttle Position Sensor	3.8L	GS, LS	With OE No. 24504798	TPS0002
Riviera	Ignition Coil	3.8L	Base	Naturally Aspirated	IGC0102
Riviera	Mass Air Flow Sensor	3.8L	Base	1996 2nd Design, Actual OE	MAF0005



Vehicle	Part Type	Engine Size	Trim	Note(s)	Part Number
<b>1997 Buick (cont'd)</b>					
Riviera	Throttle Position Sensor	3.8L	Base	With OE No. 24504798	TPS0002
Skylark	Ignition Coil	3.1L	Custom, Gran Sport, Limited		IGC0102
Skylark	Ignition Coil	2.4L	Custom, Limited		IGC0103
Skylark	Manifold Absolute Pressure Sensor	3.1L	Custom, Gran Sport, Limited		PRS8205HU-D
<b>1998 Buick</b>					
Century	Ignition Coil	3.1L	Custom, Limited		IGC0102
Century	Manifold Absolute Pressure Sensor	3.1L	Custom, Limited		PRS8205HU-D
Century	Engine Water Pump	3.1L	Custom, Limited	Gasket, Actual OE	WUP0009
LeSabre	Ignition Coil	3.8L	Custom, Limited		IGC0102
LeSabre	Mass Air Flow Sensor	3.8L	Custom	1996 2nd Design, To 06/2001, Actual OE	MAF0005
LeSabre	Mass Air Flow Sensor	3.8L	Limited	1996 2nd Design, To 11/2001, Actual OE	MAF0005
LeSabre	Throttle Position Sensor	3.8L	Custom, Limited	With OE No. 24504798	TPS0002
Park Avenue	Ignition Coil	3.8L	Base	Naturally Aspirated	IGC0102
Park Avenue	Mass Air Flow Sensor	3.8L	Base, Ultra	Actual OE	MAF0005
Park Avenue	Throttle Position Sensor	3.8L	Base, Ultra	With OE No. 24504798	TPS0002
Regal	Ignition Coil	3.8L	LS	Naturally Aspirated	IGC0102
Regal	Mass Air Flow Sensor	3.8L	LS	Naturally Aspirated, Actual OE	MAF0005
Regal	Mass Air Flow Sensor	3.8L	25th Anniversary Edition, GS	Supercharged, Actual OE	MAF0005
Regal	Throttle Position Sensor	3.8L	25th Anniversary Edition, GS, LS	With OE No. 24504798	TPS0002
Riviera	Mass Air Flow Sensor	3.8L	Base	1996 2nd Design, Actual OE	MAF0005
Riviera	Throttle Position Sensor	3.8L	Base	With OE No. 24504798	TPS0002
Skylark	Ignition Coil	3.1L	Custom		IGC0102
Skylark	Ignition Coil	2.4L	Custom		IGC0103
Skylark	Manifold Absolute Pressure Sensor	3.1L	Custom		PRS8205HU-D
<b>1999 Buick</b>					
Century	Ignition Coil	3.1L	Custom, Limited		IGC0102
Century	Manifold Absolute Pressure Sensor	3.1L	Custom, Limited		PRS8205HU-D

Vehicle	Part Type	Engine Size	Trim	Note(s)	Part Number
<b>1999 Buick (cont'd)</b>					
Century	Engine Water Pump	3.1L	Custom, Limited	Gasket, Actual OE	WUP0009
LeSabre	Ignition Coil	3.8L	Custom, Limited		IGC0102
LeSabre	Mass Air Flow Sensor	3.8L	Custom, Limited	Actual OE	MAF0047
LeSabre	Throttle Position Sensor	3.8L	Custom, Limited	With OE No. 24504798	TPS0002
Park Avenue	Ignition Coil	3.8L	Base, Ultra	Naturally Aspirated	IGC0102
Park Avenue	Mass Air Flow Sensor	3.8L	Base, Ultra	Actual OE	MAF0047
Park Avenue	Throttle Position Sensor	3.8L	Base, Ultra	With OE No. 24504798	TPS0002
Regal	Ignition Coil	3.8L	GS, LS	Naturally Aspirated	IGC0102
Regal	Mass Air Flow Sensor	3.8L	GS, LS	Actual OE	MAF0047
Regal	Throttle Position Sensor	3.8L	GS, LS	With OE No. 24504798	TPS0002
Riviera	Mass Air Flow Sensor	3.8L	Base	Actual OE	MAF0047
Riviera	Throttle Position Sensor	3.8L	Base	With OE No. 24504798	TPS0002
<b>2000 Buick</b>					
Century	Ignition Coil	3.1L	Custom, Limited		IGC0102
Century	Manifold Absolute Pressure Sensor	3.1L	Custom, Limited		PRS8205HU-D
Century	Engine Water Pump	3.1L	Custom, Limited	Gasket, Actual OE	WUP0009
LeSabre	Ignition Coil	3.8L	Custom, Limited		IGC0102
LeSabre	Mass Air Flow Sensor	3.8L	Custom, Limited	Actual OE	MAF0047
LeSabre	Throttle Position Sensor	3.8L	Custom, Limited	With OE No. 24504798	TPS0002
Park Avenue	Ignition Coil	3.8L	Base	Naturally Aspirated	IGC0102
Park Avenue	Mass Air Flow Sensor	3.8L	Base, Ultra	Actual OE	MAF0047
Park Avenue	Throttle Position Sensor	3.8L	Base, Ultra	With OE No. 24504798	TPS0002
Regal	Ignition Coil	3.8L	LS, LSE	Naturally Aspirated	IGC0102
Regal	Mass Air Flow Sensor	3.8L	GS, GSE, LS, LSE	Actual OE	MAF0047
Regal	Throttle Position Sensor	3.8L	GS, GSE, LS, LSE	With OE No. 24504798	TPS0002
<b>2001 Buick</b>					
Century	Ignition Coil	3.1L	Custom, Limited		IGC0102
Century	Manifold Absolute Pressure Sensor	3.1L	Custom, Limited		PRS8205HU-D

Vehicle	Part Type	Engine Size	Trim	Note(s)	Part Number
<b>2001 Buick (cont'd)</b>					
Century	Engine Water Pump	3.1L	Custom, Limited	Gasket, Actual OE	WUP0009
LeSabre	Ignition Coil	3.8L	Custom, Limited		IGC0102
LeSabre	Mass Air Flow Sensor	3.8L	Custom, Limited	Actual OE	MAF0047
LeSabre	Throttle Position Sensor	3.8L	Custom, Limited	With OE No. 24504798	TPS0002
Park Avenue	Ignition Coil	3.8L	Base	Naturally Aspirated	IGC0102
Park Avenue	Mass Air Flow Sensor	3.8L	Base, Ultra	Actual OE	MAF0047
Park Avenue	Throttle Position Sensor	3.8L	Base, Ultra	With OE No. 24504798	TPS0002
Regal	Ignition Coil	3.8L	LS	Naturally Aspirated	IGC0102
Regal	Mass Air Flow Sensor	3.8L	GS, LS	Actual OE	MAF0047
Regal	Throttle Position Sensor	3.8L	GS, LS	With OE No. 24504798	TPS0002
<b>2002 Buick</b>					
Century	Ignition Coil	3.1L	Custom, Limited		IGC0102
Century	Manifold Absolute Pressure Sensor	3.1L	Custom, Limited		PRS8205HU-D
Century	Engine Water Pump	3.1L	Custom, Limited	Gasket, Actual OE	WUP0009
LeSabre	Ignition Coil	3.8L	Custom, Limited		IGC0102
LeSabre	Mass Air Flow Sensor	3.8L	Custom, Limited	Actual OE	MAF0047
LeSabre	Throttle Position Sensor	3.8L	Custom, Limited	With OE No. 24504798	TPS0002
Park Avenue	Ignition Coil	3.8L	Base	Naturally Aspirated	IGC0102
Park Avenue	Mass Air Flow Sensor	3.8L	Base, Ultra	Actual OE	MAF0047
Park Avenue	Throttle Position Sensor	3.8L	Base, Ultra	With OE No. 24504798	TPS0002
Regal	Ignition Coil	3.8L	LS	Naturally Aspirated	IGC0102
Regal	Mass Air Flow Sensor	3.8L	GS, LS	Actual OE	MAF0047
Regal	Throttle Position Sensor	3.8L	GS, LS	With OE No. 24504798	TPS0002
Rendezvous	Ignition Coil	3.4L	CX, CX Plus, CXL, CXL Plus		IGC0102
Rendezvous	Manifold Absolute Pressure Sensor	3.4L	CX, CX Plus, CXL, CXL Plus		PRS8205HU-D
<b>2003 Buick</b>					
Century	Ignition Coil	3.1L	Custom		IGC0102
Century	Manifold Absolute Pressure Sensor	3.1L	Custom		PRS8205HU-D

Vehicle	Part Type	Engine Size	Trim	Note(s)	Part Number
<b>2003 Buick (cont'd)</b>					
Century	Engine Water Pump	3.1L	Custom	Gasket, Actual OE	WUP0009
LeSabre	Ignition Coil	3.8L	Custom, Limited		IGC0102
LeSabre	Mass Air Flow Sensor	3.8L	Custom, Limited	Actual OE	MAF0047
LeSabre	Throttle Position Sensor	3.8L	Custom, Limited	With OE No. 24504798	TPS0002
Park Avenue	Ignition Coil	3.8L	Base	Naturally Aspirated	IGC0102
Park Avenue	Mass Air Flow Sensor	3.8L	Base, Ultra	Actual OE	MAF0047
Park Avenue	Throttle Position Sensor	3.8L	Base, Ultra	With OE No. 24504798	TPS0002
Regal	Ignition Coil	3.8L	LS	Naturally Aspirated	IGC0102
Regal	Mass Air Flow Sensor	3.8L	GS, LS	Actual OE	MAF0047
Regal	Throttle Position Sensor	3.8L	GS, LS	With OE No. 24504798	TPS0002
Rendezvous	Ignition Coil	3.4L	CX, CX Plus, CXL, CXL Plus		IGC0102
Rendezvous	Manifold Absolute Pressure Sensor	3.4L	CX, CX Plus, CXL, CXL Plus		PRS8205HU-D
<b>2004 Buick</b>					
Century	Ignition Coil	3.1L	Custom, Limited		IGC0102
Century	Manifold Absolute Pressure Sensor	3.1L	Custom, Limited	First Design	PRS8205HU-D
Century	Engine Water Pump	3.1L	Custom, Limited	Gasket, Actual OE	WUP0009
LeSabre	Ignition Coil	3.8L	Custom, Limited		IGC0102
LeSabre	Mass Air Flow Sensor	3.8L	Custom, Limited	Actual OE	MAF0047
LeSabre	Throttle Position Sensor	3.8L	Custom, Limited	With OE No. 24504798	TPS0002
Park Avenue	Ignition Coil	3.8L	Base	Naturally Aspirated	IGC0102
Park Avenue	Mass Air Flow Sensor	3.8L	Base, Ultra	Actual OE	MAF0047
Park Avenue	Throttle Position Sensor	3.8L	Base, Ultra	With OE No. 24504798	TPS0002
Rainier	Fuel Injection Throttle Body	5.3L	CXL, CXL Plus	Gasket, Actual OE	ETB0019
Rainier	Fuel Injection Throttle Body	4.2L	CXL, CXL Plus	S, AWD	ETB0075
Rainier	Ignition Coil	5.3L	CXL, CXL Plus	w/ Round Type Coil	IGC0127
Rainier	Ignition Coil	4.2L	CXL, CXL Plus		IGC0137
Regal	Ignition Coil	3.8L	LS	Naturally Aspirated	IGC0102
Regal	Mass Air Flow Sensor	3.8L	GS, LS	Actual OE	MAF0047

Vehicle	Part Type	Engine Size	Trim	Note(s)	Part Number
<b>2004 Buick (cont'd)</b>					
Regal	Throttle Position Sensor	3.8L	GS, LS	With OE No. 24504798	TPS0002
Rendezvous	Ignition Coil	3.4L	CX, CXL		IGC0102
Rendezvous	Ignition Coil	3.6L	CXL, Ultra		IGC0144
<b>2005 Buick</b>					
Allure	Fuel Injection Throttle Body	3.8L	CX, CXL	2, Actual OE	ETB0030
Allure	Ignition Coil	3.8L	CX, CXL		IGC0102
Allure	Ignition Coil	3.6L	CXS		IGC0144
Century	Ignition Coil	3.1L	Custom, Limited, Special Edition		IGC0102
Century	Engine Water Pump	3.1L	Custom, Limited, Special Edition	Gasket, Actual OE	WUP0009
LaCrosse	Fuel Injection Throttle Body	3.8L	CX, CXL	Actual OE	ETB0030
LaCrosse	Ignition Coil	3.8L	CX, CXL		IGC0102
LaCrosse	Ignition Coil	3.6L	CXS		IGC0144
LeSabre	Ignition Coil	3.8L	Custom, Limited		IGC0102
LeSabre	Mass Air Flow Sensor	3.8L	Custom, Limited	Actual OE	MAF0047
LeSabre	Throttle Position Sensor	3.8L	Custom, Limited	With OE No. 24504798	TPS0002
Park Avenue	Ignition Coil	3.8L	Base	Naturally Aspirated	IGC0102
Park Avenue	Mass Air Flow Sensor	3.8L	Base, Ultra	Actual OE	MAF0047
Park Avenue	Throttle Position Sensor	3.8L	Base, Ultra	With OE No. 24504798	TPS0002
Rainier	Fuel Injection Throttle Body	5.3L	CXL, CXL Plus	Gasket	ETB0024
Rainier	Fuel Injection Throttle Body	4.2L	CXL, CXL Plus	S, AWD	ETB0075
Rainier	Ignition Coil	4.2L	CXL, CXL Plus		IGC0137
Rainier	Ignition Coil	5.3L	CXL, CXL Plus	w/ Square Type Coil	IGC0150
Rainier	Ignition Coil	5.3L	CXL, CXL Plus	w/ Round Type Coil	IGC0151
Rendezvous	Ignition Coil	3.4L	CX, CX Plus, CXL		IGC0102
Rendezvous	Ignition Coil	3.6L	CXL Plus, Ultra		IGC0144
Terraza	Fuel Injection Throttle Body	3.5L	CX, CXL	Actual OE	ETB0028
Terraza	Engine Water Pump	3.5L	CX, CXL	Gasket, Actual OE	WUP0009
<b>2006 Buick</b>					
Allure	Fuel Injection Throttle Body	3.8L	CX, CXL	2, Actual OE	ETB0030
Allure	Ignition Coil	3.8L	CX, CXL		IGC0102

Vehicle	Part Type	Engine Size	Trim	Note(s)	Part Number
<b>2006 Buick (cont'd)</b>					
Allure	Ignition Coil	3.6L	CXS		IGC0144
LaCrosse	Fuel Injection Throttle Body	3.8L	CX, CXL	Actual OE	ETB0030
LaCrosse	Ignition Coil	3.8L	CX, CXL		IGC0102
LaCrosse	Ignition Coil	3.6L	CXS		IGC0144
Lucerne	Fuel Injection Throttle Body	4.6L	CXL, CXS	Actual OE	ETB0023
Lucerne	Fuel Injection Throttle Body	3.8L	CX, CXL	Actual OE	ETB0030
Lucerne	Ignition Coil	3.8L	CX, CXL		IGC0102
Lucerne	Ignition Coil	4.6L	CXL, CXS		IGC0172
Rainier	Fuel Injection Throttle Body	5.3L	CXL	Gasket	ETB0024
Rainier	Fuel Injection Throttle Body	4.2L	CXL		ETB0075
Rainier	Ignition Coil	5.3L	CXL	w/ Square Type Coil	IGC0150
Rainier	Ignition Coil	5.3L	CXL	w/ Round Type Coil	IGC0151
Rainier	Mass Air Flow Sensor	4.2L	CXL	Actual OE, 5 Pins	MAF0034
Rendezvous	Fuel Injection Throttle Body	3.5L	CX, CXL	Actual OE	ETB0028
Rendezvous	Ignition Coil	3.6L	CX, CXL		IGC0144
Terraza	Fuel Injection Throttle Body	3.9L	CX, CXL		ETB0016
Terraza	Fuel Injection Throttle Body	3.5L	CX, CXL	Actual OE	ETB0028
Terraza	Engine Water Pump	3.5L	CX, CXL	Gasket, Actual OE	WUP0009
<b>2007 Buick</b>					
Allure	Fuel Injection Throttle Body	3.8L	CX, CXL	2, Actual OE	ETB0030
Allure	Ignition Coil	3.8L	CX, CXL		IGC0102
Allure	Ignition Coil	3.6L	CXS		IGC0144
LaCrosse	Fuel Injection Throttle Body	3.8L	CX, CXL	Actual OE	ETB0030
LaCrosse	Ignition Coil	3.8L	CX, CXL		IGC0102
LaCrosse	Ignition Coil	3.6L	CXS		IGC0144
Lucerne	Fuel Injection Throttle Body	4.6L	CXL, CXS	Actual OE	ETB0023
Lucerne	Fuel Injection Throttle Body	3.8L	CX, CXL	Actual OE	ETB0030
Lucerne	Ignition Coil	3.8L	CX, CXL		IGC0102
Rainier	Fuel Injection Throttle Body	5.3L	CXL	Gasket	ETB0024

Vehicle	Part Type	Engine Size	Trim	Note(s)	Part Number
<b>2007 Buick (cont'd)</b>					
Rainier	Fuel Injection Throttle Body	4.2L	CXL		ETB0075
Rainier	Ignition Coil	5.3L	CXL	w/ Square Type Coil	IGC0150
Rainier	Ignition Coil	5.3L	CXL	w/ Round Type Coil	IGC0151
Rainier	Mass Air Flow Sensor	4.2L	CXL	Actual OE, 5 Pins	MAF0034
Rendezvous	Fuel Injection Throttle Body	3.5L	CX, CXL	Actual OE	ETB0028
Terraza	Fuel Injection Throttle Body	3.9L	CX, CXL		ETB0016
<b>2008 Buick</b>					
Allure	Fuel Injection Throttle Body	3.8L	CX, CXL	2, Actual OE	ETB0030
Allure	Ignition Coil	3.8L	CX, CXL		IGC0102
Allure	Ignition Coil	3.6L	CXS		IGC0144
Allure	Ignition Coil	5.3L	Super	w/ Square Type Coil	IGC0150
Allure	Ignition Coil	5.3L	Super	w/ Round Type Coil	IGC0151
Allure	Manifold Absolute Pressure Sensor	5.3L	Super		PRS8212-HU
Enclave	Fuel Injection Throttle Body	3.6L	CX, CXL	7, AWD	ETB0054
Enclave	Fuel Injection Throttle Body	3.6L	CX, CXL	7, FWD	ETB0054
Enclave	Ignition Coil	3.6L	CX, CXL		IGC0173
Enclave	Manifold Absolute Pressure Sensor	3.6L	CX, CXL		PRS8212-HU
LaCrosse	Fuel Injection Throttle Body	3.8L	CX, CXL	Actual OE	ETB0030
LaCrosse	Ignition Coil	3.8L	CX, CXL		IGC0102
LaCrosse	Ignition Coil	3.6L	CXS		IGC0144
LaCrosse	Ignition Coil	5.3L	Super	w/ Square Type Coil	IGC0150
LaCrosse	Ignition Coil	5.3L	Super	w/ Round Type Coil	IGC0151
LaCrosse	Manifold Absolute Pressure Sensor	5.3L	Super		PRS8212-HU
Lucerne	Fuel Injection Throttle Body	4.6L	CXL, CXS, Super	Actual OE	ETB0023
Lucerne	Fuel Injection Throttle Body	3.8L	CX, CXL	Actual OE	ETB0030
Lucerne	Ignition Coil	3.8L	CX, CXL		IGC0102

Vehicle	Part Type	Engine Size	Trim	Note(s)	Part Number
<b>2009 Buick</b>					
Allure	Fuel Injection Throttle Body	3.8L	CX, CXL	2, Actual OE	ETB0030
Allure	Ignition Coil	3.8L	CX, CXL		IGC0102
Allure	Ignition Coil	5.3L	Super	w/ Square Type Coil	IGC0150
Allure	Ignition Coil	5.3L	Super	w/ Round Type Coil	IGC0151
Allure	Manifold Absolute Pressure Sensor	5.3L	Super		PRS8212-HU
Enclave	Fuel Injection Throttle Body	3.6L	CX, CXL	AWD	ETB0054
Enclave	Fuel Injection Throttle Body	3.6L	CX, CXL	FWD	ETB0054
Enclave	Ignition Coil	3.6L	CX, CXL		IGC0144
LaCrosse	Fuel Injection Throttle Body	3.8L	CX, CXL	Actual OE	ETB0030
LaCrosse	Ignition Coil	3.8L	CX, CXL		IGC0102
LaCrosse	Ignition Coil	5.3L	Super	w/ Square Type Coil	IGC0150
LaCrosse	Ignition Coil	5.3L	Super	w/ Round Type Coil	IGC0151
LaCrosse	Manifold Absolute Pressure Sensor	5.3L	Super		PRS8212-HU
Lucerne	Fuel Injection Throttle Body	3.9L	CX, CXL		ETB0016
Lucerne	Fuel Injection Throttle Body	4.6L	Super	Actual OE	ETB0023
Lucerne	Manifold Absolute Pressure Sensor	3.9L	CX, CXL		PRS8212-HU
<b>2010 Buick</b>					
Allure	ABS Wheel Speed Sensor	2.4L	CX	W/ Harness; W/O Front Axle Ratio 2.93; W/O Chassis Continuous Valve Real-Time Damping; Chassis Equip Front Strut Assembly, Front	ABS1637-HU
Allure	ABS Wheel Speed Sensor	3.0L	CXL	W/ Harness; W/O Front Axle Ratio 2.93; W/O Chassis Continuous Valve Real-Time Damping; Chassis Equip Front Strut Assembly, Front, GM69	ABS1637-HU



Vehicle	Part Type	Engine Size	Trim	Note(s)	Part Number
<b>2010 Buick (cont'd)</b>					
Allure	ABS Wheel Speed Sensor	3.6L	CXS	W/ Harness; W/O Front Axle Ratio 2.93; W/O Chassis Continuous Valve Real-Time Damping; Chassis Equip Front Strut Assembly, Front, GT69	ABS1637-HU
Allure	Fuel Injection Throttle Body	3.6L	CXS		ETB0054
Allure	Fuel Injection Throttle Body	3.0L	CX, CXL		ETB0074
Allure	Fuel Injector	3.0L	CX	GE69, Actual OE	FIJ0030
Allure	Fuel Injector	3.0L	CXL	GG69, Actual OE	FIJ0030
Allure	Fuel Injector	3.0L	CXL	GM69, Actual OE	FIJ0030
Allure	Fuel Injector	2.4L	CX	Actual OE	FIJ0042
Allure	Ignition Coil	3.0L, 3.6L	CX, CXL, CXS		IGC0173
Allure	Mass Air Flow Sensor	2.4L, 3.0L	CX, CXL	Actual OE, 5 Pins	MAF0034
Allure	Manifold Absolute Pressure Sensor	2.4L, 3.0L	CX, CXL		PRS8212-HU
Enclave	Fuel Injection Throttle Body	3.6L	CX, CXL	AWD	ETB0054
Enclave	Fuel Injection Throttle Body	3.6L	CX, CXL	FWD	ETB0054
Enclave	Ignition Coil	3.6L	CX, CXL		IGC0173
LaCrosse	ABS Wheel Speed Sensor	3.0L	CXL	W/ Harness; W/O Front Axle Ratio 2.93; W/O Chassis Continuous Valve Real-Time Damping; Chassis Equip Front Strut Assembly, Front, GM69	ABS1637-HU
LaCrosse	ABS Wheel Speed Sensor	3.6L	CXS	W/ Harness; W/O Front Axle Ratio 2.93; W/O Chassis Continuous Valve Real-Time Damping; Chassis Equip Front Strut Assembly, Front, GT69	ABS1637-HU
LaCrosse	Fuel Injection Throttle Body	3.6L	CXS		ETB0054
LaCrosse	Fuel Injection Throttle Body	3.0L	CX, CXL		ETB0074
LaCrosse	Fuel Injector	3.0L	CX, CXL	Actual OE	FIJ0030
LaCrosse	Fuel Injector	2.4L	CX	Actual OE	FIJ0042

Vehicle	Part Type	Engine Size	Trim	Note(s)	Part Number
<b>2010 Buick (cont'd)</b>					
LaCrosse	Ignition Coil	3.0L, 3.6L	CX, CXL, CXS		IGC0173
LaCrosse	Mass Air Flow Sensor	2.4L, 3.0L	CX, CXL	Actual OE, 5 Pins	MAF0034
LaCrosse	Manifold Absolute Pressure Sensor	2.4L, 3.0L	CX, CXL		PRS8212-HU
Lucerne	Fuel Injection Throttle Body	3.9L	CX, CXL, CXL Special Edition		ETB0016
Lucerne	Fuel Injection Throttle Body	4.6L	Super	Actual OE	ETB0023
Lucerne	Manifold Absolute Pressure Sensor	3.9L	CX, CXL, CXL Special Edition		PRS8212-HU
<b>2011 Buick</b>					
Enclave	Fuel Injection Throttle Body	3.6L	CX, CXL	AWD	ETB0054
Enclave	Fuel Injection Throttle Body	3.6L	CX, CXL	FWD	ETB0054
Enclave	Ignition Coil	3.6L	CX, CXL		IGC0173
LaCrosse	ABS Wheel Speed Sensor	2.4L, 3.6L	CXL	W/ Harness, Front, GM69	ABS1637-HU
LaCrosse	Fuel Injection Throttle Body	3.6L	CX, CXL, CXS		ETB0054
LaCrosse	Fuel Injector	2.4L	CX, CXL	RPO Code NU5, NT7, Actual OE	FIJ0044
LaCrosse	Ignition Coil	3.6L	CX, CXL, CXS		IGC0173
LaCrosse	Mass Air Flow Sensor	2.4L	CX, CXL	Actual OE, 5 Pins	MAF0034
LaCrosse	Manifold Absolute Pressure Sensor	2.4L	CX, CXL		PRS8212-HU
Lucerne	Fuel Injection Throttle Body	3.9L	CX, CXL		ETB0016
Lucerne	Fuel Injection Throttle Body	4.6L	Super	Actual OE	ETB0023
Lucerne	Manifold Absolute Pressure Sensor	3.9L	CX, CXL		PRS8212-HU
Regal	ABS Wheel Speed Sensor	2.0L, 2.4L	CXL	W/ Harness; W/O Front Axle Ratio 2.93; W/O Chassis Continuous Valve Real-Time Damping, Front	ABS1637-HU
Regal	Fuel Injector	2.4L	CXL	RPO Code NT7, Actual OE	FIJ0044
Regal	Ignition Coil	2.0L, 2.4L	CXL		IGC4059-HU
Regal	Mass Air Flow Sensor	2.0L, 2.4L	CXL	Actual OE, 5 Pins	MAF0034
Regal	Manifold Absolute Pressure Sensor	2.4L	CXL		PRS8212-HU

Vehicle	Part Type	Engine Size	Trim	Note(s)	Part Number
<b>2012 Buick</b>					
Enclave	Ignition Coil	3.6L	Base, CXL		IGC0173
Enclave	Mass Air Flow Sensor	3.6L	Base, CXL	Actual OE, 8 Pins	MAF0120
Enclave	Manifold Absolute Pressure Sensor	3.6L	Base, CXL		PRS8212-HU
LaCrosse	ABS Wheel Speed Sensor	2.4L, 3.6L	Base, Convenience, Leather, Premium, Touring	W/ Harness, Front, GB69	ABS1637-HU
LaCrosse	ABS Wheel Speed Sensor	2.4L, 3.6L	Base, Convenience, Leather, Premium, Touring	W/ Harness, Front, GM69	ABS1637-HU
LaCrosse	Fuel Injector	2.4L	Base, Convenience, Leather, Premium	RPO Code NT7, Actual OE	FIJ0044
LaCrosse	Fuel Injector	3.6L	Base, CXL, Convenience, Leather, Premium, Touring	Actual OE	FIJ0045
LaCrosse	Ignition Coil	3.6L	Base, CXL, Convenience, Leather, Premium, Touring		IGC0173
LaCrosse	Mass Air Flow Sensor	2.4L	Base, Convenience, Leather, Premium	Actual OE, 5 Pins	MAF0034
LaCrosse	Mass Air Flow Sensor	3.6L	Base, CXL, Convenience, Leather, Premium, Touring	Actual OE, 8 Pins	MAF0120
LaCrosse	Manifold Absolute Pressure Sensor	2.4L, 3.6L	Base, CXL, Convenience, Leather, Premium, Touring		PRS8212-HU
Regal	ABS Wheel Speed Sensor	2.0L, 2.4L	Base, GS, Premium	W/ Harness; W/O Front Axle Ratio 2.93; W/O Chassis Continuous Valve Real-Time Damping, Front	ABS1637-HU
Regal	Fuel Injector	2.4L	Base	RPO Code NT7, ELECTRIC/GAS, Actual OE	FIJ0044
Regal	Ignition Coil	2.0L	GS, Premium		IGC4059-HU
Regal	Mass Air Flow Sensor	2.4L	Base, Premium	Actual OE, 5 Pins	MAF0034
Regal	Mass Air Flow Sensor	2.0L, 2.4L	Base, GS, Premium	Actual OE, 8 Pins	MAF0120
Regal	Mass Air Flow Sensor	2.0L	GS	Actual OE	MAF0136
Regal	Manifold Absolute Pressure Sensor	2.4L	Base, Premium		PRS8212-HU
Verano	Fuel Injector	2.4L	Base, Convenience, Leather	Actual OE	FIJ0044
Verano	Manifold Absolute Pressure Sensor	2.4L	Base, Convenience, Leather		PRS8212-HU
<b>2013 Buick</b>					
Enclave	Ignition Coil	3.6L	Base, CXL		IGC0173
Enclave	Mass Air Flow Sensor	3.6L	Base, CXL	Actual OE, 8 Pins	MAF0120
Enclave	Manifold Absolute Pressure Sensor	3.6L	Base, CXL		PRS8212-HU

Vehicle	Part Type	Engine Size	Trim	Note(s)	Part Number
<b>2013 Buick (cont'd)</b>					
Encore	Ignition Coil	1.4L	Base, Convenience, Leather, Premium		IGC4048
LaCrosse	ABS Wheel Speed Sensor	2.4L, 3.6L	Base, Leather, Premium, Touring	W/ Harness, Front, GB69	ABS1637-HU
LaCrosse	ABS Wheel Speed Sensor	2.4L, 3.6L	Base, Leather, Premium, Touring	W/ Harness, Front, GM69	ABS1637-HU
LaCrosse	Fuel Injector	2.4L	Base, Leather	RPO Code NT7, Actual OE	FIJ0044
LaCrosse	Fuel Injector	3.6L	Base, CXS, Leather, Premium, Touring	RPO Code NU5, NT7, Actual OE	FIJ0045
LaCrosse	Fuel Injector	3.6L	Base, CXS, Leather, Premium, Touring	RPO Code NU6, Actual OE	FIJ0046
LaCrosse	Ignition Coil	3.6L	Base, CXS, Leather, Premium, Touring		IGC0173
LaCrosse	Mass Air Flow Sensor	2.4L	Base, Leather	Actual OE, 5 Pins	MAF0034
LaCrosse	Mass Air Flow Sensor	3.6L	Base, CXS, Leather, Premium, Touring	Actual OE, 8 Pins	MAF0120
LaCrosse	Manifold Absolute Pressure Sensor	2.4L, 3.6L	Base, CXS, Leather, Premium, Touring		PRS8212-HU
Regal	ABS Wheel Speed Sensor	2.0L, 2.4L	Base, GS, Premium	W/ Harness; W/O Front Axle Ratio 2.93; W/O Chassis Continuous Valve Real-Time Damping, Front	ABS1637-HU
Regal	Fuel Injector	2.4L	Base	RPO Code NT7, Actual OE	FIJ0044
Regal	Ignition Coil	2.0L	GS, Premium		IGC4059-HU
Regal	Mass Air Flow Sensor	2.4L	Base, Premium	Actual OE, 5 Pins	MAF0034
Regal	Mass Air Flow Sensor	2.0L	GS, Premium	Actual OE, 8 Pins	MAF0120
Regal	Mass Air Flow Sensor	2.0L	GS	Actual OE	MAF0136
Regal	Manifold Absolute Pressure Sensor	2.4L	Base		PRS8212-HU
Verano	Fuel Injector	2.4L	Base, Convenience, Leather	Actual OE	FIJ0044
Verano	Ignition Coil	2.0L	Premium, Turbo	SIDI	IGC4059-HU
Verano	Manifold Absolute Pressure Sensor	2.4L	Base, Convenience, Leather		PRS8212-HU
<b>2014 Buick</b>					
Enclave	Ignition Coil	3.6L	Convenience, Leather, Premium		IGC0173
Enclave	Mass Air Flow Sensor	3.6L	Convenience, Leather, Premium	Actual OE, 8 Pins	MAF0120
Enclave	Manifold Absolute Pressure Sensor	3.6L	Convenience, Leather, Premium		PRS8212-HU

Vehicle	Part Type	Engine Size	Trim	Note(s)	Part Number
<b>2014 Buick (cont'd)</b>					
Encore	Ignition Coil	1.4L	Base, Convenience, Leather, Premium		IGC4048
LaCrosse	ABS Wheel Speed Sensor	2.4L, 3.6L	Base	W/ Harness; Chassis Equipement Front Strut Assembly; W/O Chassis Continuous Valve Real-Time Damping, Front, GB69	ABS1637-HU
LaCrosse	ABS Wheel Speed Sensor	2.4L, 3.6L	Base, Leather	W/ Harness; Chassis Equipement Front Strut Assembly; W/O Chassis Continuous Valve Real-Time Damping, Front, GM69	ABS1637-HU
LaCrosse	ABS Wheel Speed Sensor	2.4L, 3.6L	Base, Premium	W/ Harness; Chassis Equipement Front Strut Assembly; W/O Chassis Continuous Valve Real-Time Damping, Front, GT69	ABS1637-HU
LaCrosse	Fuel Injector	2.4L	Base, Leather, Premium	RPO Code NT7, Actual OE	FIJ0044
LaCrosse	Fuel Injector	3.6L	Base, Leather, Premium	RPO Code NU5, NT7, Actual OE	FIJ0045
LaCrosse	Fuel Injector	3.6L	Base, Leather, Premium	RPO Code NU6, Actual OE	FIJ0046
LaCrosse	Ignition Coil	3.6L	Base, Leather, Premium		IGC0173
LaCrosse	Mass Air Flow Sensor	2.4L	Base, Leather, Premium	Actual OE, 5 Pins	MAF0034
LaCrosse	Mass Air Flow Sensor	3.6L	Base, Leather, Premium	Actual OE, 8 Pins	MAF0120
LaCrosse	Manifold Absolute Pressure Sensor	2.4L, 3.6L	Base, Leather, Premium		PRS8212-HU
Regal	ABS Wheel Speed Sensor	2.0L, 2.4L	Base, GS, Premium	W/ Harness; W/O Front Axle Ratio 2.93; W/O Chassis Continuous Valve Real-Time Damping, Front	ABS1637-HU
Regal	Fuel Injector	2.4L	Base	RPO Code NT7, Actual OE	FIJ0044
Regal	Mass Air Flow Sensor	2.4L	Base, Premium	Actual OE, 5 Pins	MAF0034

Vehicle	Part Type	Engine Size	Trim	Note(s)	Part Number
<b>2014 Buick (cont'd)</b>					
Regal	Mass Air Flow Sensor	2.0L	GS, Premium	Actual OE, 8 Pins	MAF0120
Regal	Manifold Absolute Pressure Sensor	2.4L	Base		PRS8212-HU
Verano	Fuel Injector	2.4L	Base, Convenience, Leather, Tela	Actual OE	FIJ0044
Verano	Ignition Coil	2.0L	Premium	SIDI	IGC4059-HU
Verano	Manifold Absolute Pressure Sensor	2.4L	Base, Convenience, Leather, Tela		PRS8212-HU
<b>2015 Buick</b>					
Enclave	Ignition Coil	3.6L	Convenience, Leather, Premium		IGC0173
Enclave	Mass Air Flow Sensor	3.6L	Convenience, Leather, Premium	Actual OE, 8 Pins	MAF0120
Enclave	Manifold Absolute Pressure Sensor	3.6L	Convenience, Leather, Premium		PRS8212-HU
Encore	Ignition Coil	1.4L	Base, CX, CXL, Convenience, Leather, Premium		IGC4048
LaCrosse	ABS Wheel Speed Sensor	2.4L, 3.6L	Base	W/ Harness; Chassis Equipement Front Strut Assembly; W/O Chassis Continuous Valve Real-Time Damping, Front, GB69	ABS1637-HU
LaCrosse	ABS Wheel Speed Sensor	2.4L, 3.6L	Leather	W/ Harness; Chassis Equipement Front Strut Assembly; W/O Chassis Continuous Valve Real-Time Damping, Front, GM69	ABS1637-HU
LaCrosse	ABS Wheel Speed Sensor	3.6L	Premium	W/ Harness; Chassis Equipement Front Strut Assembly; W/O Chassis Continuous Valve Real-Time Damping, Front, GT69	ABS1637-HU
LaCrosse	Fuel Injector	2.4L	Base, Leather	Actual OE	FIJ0044
LaCrosse	Fuel Injector	3.6L	Base, Leather, Premium	RPO Code NU5, NT7, Actual OE	FIJ0045
LaCrosse	Fuel Injector	3.6L	Base, Leather, Premium	RPO Code NU6, Actual OE	FIJ0046
LaCrosse	Ignition Coil	3.6L	Base, Leather, Premium		IGC0173

Vehicle	Part Type	Engine Size	Trim	Note(s)	Part Number
<b>2015 Buick (cont'd)</b>					
LaCrosse	Mass Air Flow Sensor	2.4L	Base, Leather	Actual OE, 5 Pins	MAF0034
LaCrosse	Mass Air Flow Sensor	3.6L	Base, Leather, Premium	Actual OE, 8 Pins	MAF0120
LaCrosse	Manifold Absolute Pressure Sensor	2.4L, 3.6L	Base, Leather, Premium		PRS8212-HU
Regal	ABS Wheel Speed Sensor	2.0L, 2.4L	Base	W/ Harness; Chassis Equipement Front Strut; W/O Front Axle Ratio 2.93; W/O Chassis Continuous Valve Real-Time Damping, Front, GP69	ABS1637-HU
Regal	ABS Wheel Speed Sensor	2.0L, 2.4L	Premium	W/ Harness; Chassis Equipement Front Strut; W/O Front Axle Ratio 2.93; W/O Chassis Continuous Valve Real-Time Damping, Front, GR69	ABS1637-HU
Regal	ABS Wheel Speed Sensor	2.0L, 2.4L	Premium	W/ Harness; Chassis Equipement Front Strut; W/O Front Axle Ratio 2.93; W/O Chassis Continuous Valve Real-Time Damping, Front, GS69	ABS1637-HU
Regal	Fuel Injector	2.4L	Premium	ELECTRIC/GAS, Actual OE	FIJ0044
Regal	Mass Air Flow Sensor	2.4L	Premium	LUK, Actual OE, 5 Pins	MAF0034
Regal	Mass Air Flow Sensor	2.0L	Base, GS, Premium	Actual OE, 8 Pins	MAF0120
Regal	Mass Air Flow Sensor	2.4L	Base	LEA, Actual OE, 8 Pins	MAF0120
Regal	Manifold Absolute Pressure Sensor	2.4L	Base, Premium		PRS8212-HU
Verano	Fuel Injector	2.4L	Base, CX, Convenience, Leather	Actual OE	FIJ0044
Verano	Ignition Coil	2.0L	Premium	SIDI	IGC4059-HU
Verano	Manifold Absolute Pressure Sensor	2.4L	Base, CX, Convenience, Leather		PRS8212-HU

Vehicle	Part Type	Engine Size	Trim	Note(s)	Part Number
<b>2016 Buick</b>					
Cascada	ABS Wheel Speed Sensor	1.6L	Base, Premium	W/ Harness, Rear, SPECIAL ORDER ONLY	ABS1631HU-D
Enclave	Ignition Coil	3.6L	Convenience, Leather, Premium		IGC0173
Enclave	Mass Air Flow Sensor	3.6L	Convenience, Leather, Premium	Actual OE, 8 Pins	MAF0120
Enclave	Manifold Absolute Pressure Sensor	3.6L	Convenience, Leather, Premium		PRS8212-HU
Encore	Ignition Coil	1.4L	Sport Touring	GAS	IGC0192
Encore	Ignition Coil	1.4L	Base, Convenience, Leather, Premium	MFI	IGC4048
Envision	Mass Air Flow Sensor	2.0L	CXL, Premium	Actual OE	MAF0119
LaCrosse	ABS Wheel Speed Sensor	2.4L, 3.6L	Base	W/ Harness; Chassis Equipement Front Strut Assembly; W/O Chassis Continuous Valve Real-Time Damping, Front, GB69	ABS1637-HU
LaCrosse	ABS Wheel Speed Sensor	2.4L, 3.6L	Leather	W/ Harness; Chassis Equipement Front Strut Assembly; W/O Chassis Continuous Valve Real-Time Damping, Front, GM69	ABS1637-HU
LaCrosse	ABS Wheel Speed Sensor	3.6L	Premium	W/ Harness; Chassis Equipement Front Strut Assembly; W/O Chassis Continuous Valve Real-Time Damping, Front, GT69	ABS1637-HU
LaCrosse	Fuel Injector	2.4L	Base, Leather	Actual OE	FIJ0044
LaCrosse	Fuel Injector	3.6L	Base, Leather, Premium, Sport Touring	RPO Code NU5, NT7, Actual OE	FIJ0045
LaCrosse	Fuel Injector	3.6L	Base, Leather, Premium, Sport Touring	RPO Code NU6, Actual OE	FIJ0046
LaCrosse	Ignition Coil	3.6L	Base, Leather, Premium, Sport Touring		IGC0173
LaCrosse	Mass Air Flow Sensor	2.4L	Base, Leather	Actual OE, 5 Pins	MAF0034
LaCrosse	Mass Air Flow Sensor	3.6L	Base	GB69, Actual OE, 8 Pins	MAF0120



Vehicle	Part Type	Engine Size	Trim	Note(s)	Part Number
<b>2016 Buick (cont'd)</b>					
LaCrosse	Mass Air Flow Sensor	3.6L	Leather	GG69, Actual OE, 8 Pins	MAF0120
LaCrosse	Mass Air Flow Sensor	3.6L	Premium	GH69, Actual OE, 8 Pins	MAF0120
LaCrosse	Mass Air Flow Sensor	3.6L	Base	GK69, Actual OE, 8 Pins	MAF0120
LaCrosse	Mass Air Flow Sensor	3.6L	Leather	GM69, Actual OE, 8 Pins	MAF0120
LaCrosse	Mass Air Flow Sensor	3.6L	Sport Touring	GN69, Actual OE, 8 Pins	MAF0120
LaCrosse	Mass Air Flow Sensor	3.6L	Premium	GT69, Actual OE, 8 Pins	MAF0120
LaCrosse	Manifold Absolute Pressure Sensor	2.4L, 3.6L	Base, Leather, Premium, Sport Touring		PRS8212-HU
Regal	ABS Wheel Speed Sensor	2.0L, 2.4L	Base	W/ Harness; Chassis Equipement Front Strut; W/O Front Axle Ratio 2.93; W/O Chassis Continuous Valve Real-Time Damping, Front, GP69	ABS1637-HU
Regal	ABS Wheel Speed Sensor	2.0L, 2.4L	Premium	W/ Harness; Chassis Equipement Front Strut; W/O Front Axle Ratio 2.93; W/O Chassis Continuous Valve Real-Time Damping, Front, GR69	ABS1637-HU
Regal	ABS Wheel Speed Sensor	2.0L, 2.4L	Premium	W/ Harness; Chassis Equipement Front Strut; W/O Front Axle Ratio 2.93; W/O Chassis Continuous Valve Real-Time Damping, Front, GS69	ABS1637-HU
Regal	Fuel Injector	2.4L	Premium	ELECTRIC/GAS, Actual OE	FIJ0044
Regal	Mass Air Flow Sensor	2.4L	Premium	LUK, Actual OE, 5 Pins	MAF0034
Regal	Mass Air Flow Sensor	2.0L	Base, GS, Premium, Sport Touring	Actual OE, 8 Pins	MAF0120
Regal	Mass Air Flow Sensor	2.4L	Base	LEA, Actual OE, 8 Pins	MAF0120

Vehicle	Part Type	Engine Size	Trim	Note(s)	Part Number
<b>2016 Buick (cont'd)</b>					
Regal	Manifold Absolute Pressure Sensor	2.4L	Base, Premium		PRS8212-HU
Verano	Fuel Injector	2.4L	Base, CX, Convenience, Leather, Sport Touring	Actual OE	FIJ0044
Verano	Ignition Coil	2.0L	Premium	SIDI	IGC4059-HU
Verano	Manifold Absolute Pressure Sensor	2.4L	Base, CX, Convenience, Leather, Sport Touring		PRS8212-HU
<b>2017 Buick</b>					
Cascada	ABS Wheel Speed Sensor	1.6L	Base, Premium, Sport Touring	W/ Harness, Rear, SPECIAL ORDER ONLY	ABS1631HU-D
Enclave	Ignition Coil	3.6L	Convenience, Leather, Premium		IGC0173
Enclave	Mass Air Flow Sensor	3.6L	Convenience, Leather, Premium	Actual OE, 8 Pins	MAF0120
Enclave	Manifold Absolute Pressure Sensor	3.6L	Convenience, Leather, Premium		PRS8212-HU
Encore	Ignition Coil	1.4L	Essence, Preferred II, Premium, Sport Touring	GAS	IGC0192
Envision	Mass Air Flow Sensor	2.5L	Base	XR26, Actual OE, 8 Pins	MAF0120
Envision	Mass Air Flow Sensor	2.5L	Essence, Preferred	XS26, Actual OE, 8 Pins	MAF0120
Envision	Mass Air Flow Sensor	2.5L	Base	XY26, Actual OE, 8 Pins	MAF0120
Envision	Mass Air Flow Sensor	2.5L	Essence, Preferred	XZ26, Actual OE, 8 Pins	MAF0120
Envision	Manifold Absolute Pressure Sensor	2.5L	Base, Essence, Preferred		PRS8212-HU
LaCrosse	Fuel Injector	3.6L	Base, Essence, Preferred, Premium	Actual OE	FIJ0051
Regal	ABS Wheel Speed Sensor	2.0L, 2.4L	Base, GS, Premium, Sport Touring	W/ Harness; W/O Performance Suspension; W/O Continuous Real Time Damping, Front	ABS1637-HU
Regal	Fuel Injector	2.4L	Base	Actual OE	FIJ0044
Regal	Mass Air Flow Sensor	2.0L, 2.4L	Base, GS, Premium, Sport Touring	Actual OE, 8 Pins	MAF0120
Regal	Manifold Absolute Pressure Sensor	2.4L	Base		PRS8212-HU
Verano	ABS Wheel Speed Sensor	2.4L	Base, Convenience, Leather, Sport Touring	W/ Harness, Rear, SPECIAL ORDER ONLY	ABS1631HU-D
Verano	Fuel Injector	2.4L	Base, Convenience, Leather, Sport Touring	Actual OE	FIJ0044
Verano	Manifold Absolute Pressure Sensor	2.4L	Base, Convenience, Leather, Sport Touring		PRS8212-HU

Vehicle	Part Type	Engine Size	Trim	Note(s)	Part Number
<b>2018 Buick</b>					
Cascada	ABS Wheel Speed Sensor	1.6L	Base, Premium, Sport Touring	Rear, SPECIAL ORDER ONLY	ABS1631HU-D
Encore	Ignition Coil	1.4L	Essence, Preferred II, Premium, Sport Touring	GAS	IGC0192
Envision	Mass Air Flow Sensor	2.5L	Base, Essence, Preferred	Actual OE, 8 Pins	MAF0120
LaCrosse	Fuel Injector	3.6L	Avenir, Essence, Preferred, Premium	Actual OE	FIJ0051
LaCrosse	Mass Air Flow Sensor	2.5L	Base, Essence, Preferred, Premium	Actual OE, 8 Pins	MAF0120
<b>2019 Buick</b>					
LaCrosse	Fuel Injector	3.6L	Avenir, Essence, Preferred, Premium, Sport Touring	LGX, Actual OE	FIJ0051
Regal Sportback	Fuel Injector	3.6L	GS	LGX, Actual OE	FIJ0051
<b>2020 Buick</b>					
Regal Sportback	Fuel Injector	3.6L	GS	LGX, Actual OE	FIJ0051
<b>1974 Cadillac</b>					
DeVille	Ignition Coil	7.7L	Base		IGC0100
Eldorado	Ignition Coil	8.2L	Base		IGC0100
Fleetwood	Ignition Coil	7.7L	60 Special, 60 Special Brougham, 75, Base		IGC0100
<b>1975 Cadillac</b>					
Calais	Ignition Coil	8.2L	Base		IGC0100
Commercial Chassis	Ignition Coil	8.2L	Base		IGC0100
DeVille	Ignition Coil	8.2L	Base, Cabriolet, d'Elegance		IGC0100
Eldorado	Ignition Coil	8.2L	Base		IGC0100
Fleetwood	Ignition Coil	8.2L	60 Special Brougham, 75		IGC0100
<b>1976 Cadillac</b>					
Calais	Ignition Coil	8.2L	Base		IGC0100
Commercial Chassis	Ignition Coil	8.2L	Base		IGC0100
DeVille	Ignition Coil	8.2L	Base, Cabriolet, d'Elegance		IGC0100
Eldorado	Ignition Coil	8.2L	Base, Biarritz, Bicentennial Edition, Cabriolet		IGC0100
Fleetwood	Ignition Coil	8.2L	60 Special Brougham, 75, Brougham, Brougham Talisman, Brougham d'Elegance		IGC0100
<b>1977 Cadillac</b>					
Commercial Chassis	Ignition Coil	7.0L	Base		IGC0100

Vehicle	Part Type	Engine Size	Trim	Note(s)	Part Number
<b>1977 Cadillac (cont'd)</b>					
DeVille	Ignition Coil	7.0L	Base, d'Elegance		IGC0100
Eldorado	Ignition Coil	7.0L	Base, Biarritz		IGC0100
Fleetwood	Ignition Coil	7.0L	75, 75 Formal, Brougham, Formal		IGC0100
<b>1978 Cadillac</b>					
Commercial Chassis	Ignition Coil	7.0L	Base		IGC0100
DeVille	Ignition Coil	7.0L	Base, Cabriolet, Phaeton, d'Elegance		IGC0100
Eldorado	Ignition Coil	7.0L	Base, Biarritz, Cabriolet		IGC0100
Fleetwood	Ignition Coil	7.0L	Base, Brougham, Brougham d'Elegance, Formal		IGC0100
<b>1979 Cadillac</b>					
Commercial Chassis	Ignition Coil	7.0L	Base		IGC0100
DeVille	Ignition Coil	7.0L	Base, Cabriolet, Phaeton, d'Elegance		IGC0100
Fleetwood	Ignition Coil	7.0L	Base, Brougham, Brougham d'Elegance, Formal		IGC0100
<b>1980 Cadillac</b>					
Commercial Chassis	Ignition Coil	6.0L	Base		IGC0100
DeVille	Ignition Coil	6.0L	Base, Cabriolet, d'Elegance		IGC0100
Fleetwood	Ignition Coil	6.0L	Base, Brougham, Brougham d'Elegance, Formal		IGC0100
Seville	Ignition Coil	6.0L	Base, Elegante		IGC0100
<b>1981 Cadillac</b>					
Commercial Chassis	Ignition Coil	6.0L	Base		IGC0100
DeVille	Ignition Coil	6.0L	Base, Cabriolet, d'Elegance		IGC0100
Eldorado	Ignition Coil	6.0L	Base, Biarritz, Brougham d'Elegance, Cabriolet		IGC0100
Fleetwood	Ignition Coil	6.0L	Base, Brougham, Brougham d'Elegance, Formal		IGC0100
Seville	Ignition Coil	6.0L	Base, Elegante		IGC0100
<b>1982 Cadillac</b>					
Commercial Chassis	Ignition Coil	6.0L	Base		IGC0100
Eldorado	Ignition Coil	4.1L	Base, Biarritz, Cabriolet, Touring		IGC0100

Vehicle	Part Type	Engine Size	Trim	Note(s)	Part Number
<b>1982 Cadillac (cont'd)</b>					
Fleetwood	Ignition Coil	4.1L, 6.0L	Base, Brougham, Brougham d'Elegance, Formal		IGC0100
Seville	Ignition Coil	4.1L	Base, Elegante		IGC0100
<b>1983 Cadillac</b>					
Commercial Chassis	Ignition Coil	6.0L	Base		IGC0100
Eldorado	Ignition Coil	4.1L	Base, Biarritz, Cabriolet, Touring		IGC0100
Fleetwood	Ignition Coil	6.0L	Base, Formal		IGC0100
Seville	Ignition Coil	4.1L	Base, Elegante		IGC0100
<b>1984 Cadillac</b>					
Commercial Chassis	Ignition Coil	6.0L	Base		IGC0100
Eldorado	Ignition Coil	4.1L	Base, Biarritz, Cabriolet, Touring		IGC0100
Fleetwood	Ignition Coil	6.0L	Base, Formal		IGC0100
Seville	Ignition Coil	4.1L	Base, Elegante		IGC0100
<b>1985 Cadillac</b>					
Commercial Chassis	Ignition Coil	4.1L	Base		IGC0100
DeVille	Ignition Coil	4.1L	Base, Cabriolet, d'Elegance		IGC0100
Eldorado	Ignition Coil	4.1L	Base, Biarritz, Cabriolet, Touring		IGC0100
Fleetwood	Ignition Coil	4.1L	75, 75 Formal, Base, Brougham, Brougham Commercial Chassis, Brougham d'Elegance, d'Elegance		IGC0100
Seville	Ignition Coil	4.1L	Base, Elegante		IGC0100
<b>1986 Cadillac</b>					
Commercial Chassis	Ignition Coil	4.1L	Base		IGC0100
DeVille	Ignition Coil	4.1L	Touring, d'Elegance		IGC0100
Fleetwood	Ignition Coil	4.1L	75, 75 Formal, Base, Brougham Commercial Chassis		IGC0100
<b>1987 Cadillac</b>					
Commercial Chassis	Ignition Coil	4.1L	Base		IGC0100
DeVille	Ignition Coil	4.1L	Base, Touring, d'Elegance		IGC0100
Eldorado	Ignition Coil	4.1L	Base, Biarritz		IGC0100

Vehicle	Part Type	Engine Size	Trim	Note(s)	Part Number
<b>1987 Cadillac (cont'd)</b>					
Fleetwood	Ignition Coil	4.1L	60 Special, 75, 75 Formal, Base, Brougham Commercial Chassis, d'Elegance		IGC0100
<b>1988 Cadillac</b>					
Cimarron	Engine Water Pump	2.8L	Base	Gasket, Actual OE	WUP0009
Commercial Chassis	Ignition Coil	4.5L	Base		IGC0100
DeVille	Ignition Coil	4.5L	Base		IGC0100
Fleetwood	Ignition Coil	4.5L	60 Special, Base, Brougham Commercial Chassis, d'Elegance		IGC0100
<b>1989 Cadillac</b>					
Commercial Chassis	Ignition Coil	4.5L	Base		IGC0100
DeVille	Ignition Coil	4.5L	Base		IGC0100
Fleetwood	Ignition Coil	4.5L	60 Special, Base, Brougham Commercial Chassis, d'Elegance		IGC0100
<b>1990 Cadillac</b>					
Commercial Chassis	Ignition Coil	4.5L	Base		IGC0100
DeVille	Ignition Coil	4.5L	Base		IGC0100
Fleetwood	Ignition Coil	4.5L	60 Special, Base, d'Elegance		IGC0100
<b>1995 Cadillac</b>					
DeVille	Ignition Coil	4.6L	Concours		IGC0102
Eldorado	Ignition Coil	4.6L	Base, ETC		IGC0102
Fleetwood	Manifold Absolute Pressure Sensor	5.7L	Base, Brougham		PRS8205HU-D
Seville	Ignition Coil	4.6L	SLS, STS		IGC0102
<b>1996 Cadillac</b>					
DeVille	Ignition Coil	4.6L	Base, Concours, d'Elegance		IGC0102
DeVille	Mass Air Flow Sensor	4.6L	Base, Concours, d'Elegance	Actual OE	MAF0038
Eldorado	Ignition Coil	4.6L	Base, ETC		IGC0102
Eldorado	Mass Air Flow Sensor	4.6L	Base, ETC	Actual OE	MAF0038
Fleetwood	Ignition Coil	5.7L	Base, Brougham		IGC0104
Fleetwood	Manifold Absolute Pressure Sensor	5.7L	Base, Brougham		PRS8205HU-D
Seville	Ignition Coil	4.6L	SLS, STS		IGC0102

Vehicle	Part Type	Engine Size	Trim	Note(s)	Part Number
<b>1996 Cadillac (cont'd)</b>					
Seville	Mass Air Flow Sensor	4.6L	SLS, STS	Actual OE	MAF0038
<b>1997 Cadillac</b>					
Catera	Ignition Coil	3.0L	Base		IGC8768-D
DeVille	Ignition Coil	4.6L	Base, Concours, d'Elegance		IGC0102
DeVille	Mass Air Flow Sensor	4.6L	Base, Concours, d'Elegance	Actual OE	MAF0038
Eldorado	Ignition Coil	4.6L	Base, ETC		IGC0102
Eldorado	Mass Air Flow Sensor	4.6L	Base, ETC	Actual OE	MAF0038
Seville	Ignition Coil	4.6L	SLS, STS		IGC0102
Seville	Mass Air Flow Sensor	4.6L	SLS, STS	Actual OE	MAF0038
<b>1998 Cadillac</b>					
Catera	Ignition Coil	3.0L	Base		IGC8768-D
DeVille	Ignition Coil	4.6L	Base, Concours, d'Elegance		IGC0102
DeVille	Mass Air Flow Sensor	4.6L	Base, Concours, d'Elegance	Actual OE	MAF0038
Eldorado	Ignition Coil	4.6L	ESC, ETC		IGC0102
Eldorado	Mass Air Flow Sensor	4.6L	ESC, ETC	Actual OE	MAF0038
Seville	Ignition Coil	4.6L	SLS, STS		IGC0102
Seville	Mass Air Flow Sensor	4.6L	SLS, STS	Actual OE	MAF0038
<b>1999 Cadillac</b>					
Catera	Ignition Coil	3.0L	Base, Sport	Left	IGC3855-D
Catera	Ignition Coil	3.0L	Base, Sport	Right	IGC3856-D
DeVille	Ignition Coil	4.6L	Base, Concours, d'Elegance		IGC0102
DeVille	Mass Air Flow Sensor	4.6L	Base, Concours, d'Elegance	Actual OE	MAF0038
Eldorado	Ignition Coil	4.6L	ESC, ETC		IGC0102
Eldorado	Mass Air Flow Sensor	4.6L	ESC, ETC	Actual OE	MAF0038
Escalade	Ignition Coil	5.7L	Base		IGC0104
Seville	Ignition Coil	4.6L	SLS, STS		IGC0102
Seville	Mass Air Flow Sensor	4.6L	SLS, STS	Actual OE	MAF0038
<b>2000 Cadillac</b>					
Catera	Ignition Coil	3.0L	Base, Sport	Left	IGC3855-D
Catera	Ignition Coil	3.0L	Base, Sport	Right	IGC3856-D
DeVille	Ignition Coil	4.6L	Base, DHS, DTS	Left	IGC4069-D

Vehicle	Part Type	Engine Size	Trim	Note(s)	Part Number
<b>2000 Cadillac (cont'd)</b>					
Eldorado	Ignition Coil	4.6L	ESC, ETC	Left	IGC4069-D
Escalade	Ignition Coil	5.7L	Base		IGC0104
Seville	Ignition Coil	4.6L	SLS, STS	Left	IGC4069-D
<b>2001 Cadillac</b>					
Catera	Ignition Coil	3.0L	Base, Sport	Left	IGC3855-D
Catera	Ignition Coil	3.0L	Base, Sport	Right	IGC3856-D
DeVille	Ignition Coil	4.6L	Base, DHS, DTS	Left	IGC4069-D
Eldorado	Ignition Coil	4.6L	ESC, ETC	Left	IGC4069-D
Seville	Ignition Coil	4.6L	SLS, STS	Left	IGC4069-D
<b>2002 Cadillac</b>					
DeVille	Ignition Coil	4.6L	Base, DHS, DTS	Left	IGC4069-D
Eldorado	Ignition Coil	4.6L	ESC, ETC	Left	IGC4069-D
Escalade	Ignition Coil	5.3L, 6.0L	Base	w/ Round Type Coil	IGC0127
Escalade	Ignition Coil	5.3L, 6.0L	Base	w/ Square Type Coil	IGC0131
Escalade EXT	Ignition Coil	6.0L	Base	w/ Round Type Coil	IGC0127
Escalade EXT	Ignition Coil	6.0L	Base	w/ Square Type Coil	IGC0131
Seville	Ignition Coil	4.6L	SLS, STS	Left	IGC4069-D
<b>2003 Cadillac</b>					
CTS	Ignition Coil	3.2L	Base, Luxury, Luxury Sport	Right	IGC3855-D
CTS	Ignition Coil	3.2L	Base, Luxury, Luxury Sport	Left	IGC3856-D
DeVille	Ignition Coil	4.6L	Base, DHS, DTS	Left	IGC4069-D
Escalade	Fuel Injection Throttle Body	5.3L, 6.0L	Base	Gasket, Actual OE	ETB0019
Escalade	Ignition Coil	5.3L, 6.0L	Base	w/ Round Type Coil	IGC0127
Escalade	Ignition Coil	5.3L, 6.0L	Base	w/ Square Type Coil	IGC0131
Escalade ESV	Fuel Injection Throttle Body	6.0L	Base	Gasket, Actual OE	ETB0019
Escalade ESV	Ignition Coil	6.0L	Base	w/ Round Type Coil	IGC0127
Escalade ESV	Ignition Coil	6.0L	Base	w/ Square Type Coil	IGC0131
Escalade EXT	Fuel Injection Throttle Body	6.0L	Base	Gasket, Actual OE	ETB0019
Escalade EXT	Ignition Coil	6.0L	Base	w/ Round Type Coil	IGC0127
Escalade EXT	Ignition Coil	6.0L	Base	w/ Square Type Coil	IGC0131
Seville	Ignition Coil	4.6L	SLS, STS	Left	IGC4069-D



Vehicle	Part Type	Engine Size	Trim	Note(s)	Part Number
<b>2004 Cadillac</b>					
CTS	Ignition Coil	3.6L	Base		IGC0144
CTS	Ignition Coil	3.2L	Base	Right	IGC3855-D
CTS	Ignition Coil	3.2L	Base	Left	IGC3856-D
Escalade	Fuel Injection Throttle Body	5.3L, 6.0L	Base	Gasket, Actual OE	ETB0019
Escalade	Ignition Coil	5.3L, 6.0L	Base	w/ Round Type Coil	IGC0127
Escalade	Ignition Coil	5.3L, 6.0L	Base	w/ Square Type Coil	IGC0131
Escalade ESV	Fuel Injection Throttle Body	6.0L	Base	Gasket, Actual OE	ETB0019
Escalade ESV	Ignition Coil	6.0L	Base	w/ Round Type Coil	IGC0127
Escalade ESV	Ignition Coil	6.0L	Base	w/ Square Type Coil	IGC0131
Escalade EXT	Fuel Injection Throttle Body	6.0L	Base	Gasket, Actual OE	ETB0019
Escalade EXT	Ignition Coil	6.0L	Base	w/ Round Type Coil	IGC0127
Escalade EXT	Ignition Coil	6.0L	Base	w/ Square Type Coil	IGC0131
SRX	Ignition Coil	3.6L	Base, Confort, Elegance		IGC0144
<b>2005 Cadillac</b>					
CTS	Ignition Coil	2.8L, 3.6L	Base		IGC0144
Escalade	Fuel Injection Throttle Body	5.3L, 6.0L	Base	Gasket, Actual OE	ETB0019
Escalade	Ignition Coil	5.3L, 6.0L	Base	w/ Round Type Coil	IGC0127
Escalade	Ignition Coil	5.3L, 6.0L	Base	w/ Square Type Coil	IGC0131
Escalade ESV	Fuel Injection Throttle Body	6.0L	Base	Gasket, Actual OE	ETB0019
Escalade ESV	Ignition Coil	6.0L	Base	w/ Round Type Coil	IGC0127
Escalade ESV	Ignition Coil	6.0L	Base	w/ Square Type Coil	IGC0131
Escalade EXT	Fuel Injection Throttle Body	6.0L	Base	Gasket, Actual OE	ETB0019
Escalade EXT	Ignition Coil	6.0L	Base	w/ Round Type Coil	IGC0127
Escalade EXT	Ignition Coil	6.0L	Base	w/ Square Type Coil	IGC0131
SRX	Ignition Coil	3.6L	Base, Confort, Elegance		IGC0144
STS	Ignition Coil	3.6L	Base		IGC0144
<b>2006 Cadillac</b>					
CTS	Ignition Coil	2.8L, 3.6L	Base		IGC0144

Vehicle	Part Type	Engine Size	Trim	Note(s)	Part Number
<b>2006 Cadillac (cont'd)</b>					
CTS	Ignition Coil	6.0L	V	w/ Square Type Coil	IGC0150
CTS	Ignition Coil	6.0L	V	w/ Round Type Coil	IGC0151
DTS	Fuel Injection Throttle Body	4.6L	Base	Actual OE	ETB0023
DTS	Ignition Coil	4.6L	Base		IGC0172
Escalade	Fuel Injection Throttle Body	6.0L	Base	Gasket, Actual OE	ETB0019
Escalade	Ignition Coil	6.0L	Base	w/ Round Type Coil	IGC0127
Escalade	Ignition Coil	6.0L	Base	w/ Square Type Coil	IGC0131
Escalade ESV	Fuel Injection Throttle Body	6.0L	Base	Gasket, Actual OE	ETB0019
Escalade ESV	Ignition Coil	6.0L	Base	w/ Round Type Coil	IGC0127
Escalade ESV	Ignition Coil	6.0L	Base	w/ Square Type Coil	IGC0131
Escalade EXT	Fuel Injection Throttle Body	6.0L	Base	Gasket, Actual OE	ETB0019
Escalade EXT	Ignition Coil	6.0L	Base	w/ Round Type Coil	IGC0127
Escalade EXT	Ignition Coil	6.0L	Base	w/ Square Type Coil	IGC0131
SRX	Ignition Coil	3.6L	Base, Confort, Elegance		IGC0144
SRX	Ignition Coil	4.6L	Base, Lujo	2nd Design	IGC0172
STS	Ignition Coil	3.6L	Base		IGC0144
STS	Ignition Coil	4.4L	V		IGC0172
STS	Ignition Coil	4.6L	Base	2nd Design	IGC0172
STS	Mass Air Flow Sensor	4.4L, 4.6L	Base, V	Actual OE, 5 Pins	MAF0034
XLR	Ignition Coil	4.4L	V		IGC0172
XLR	Ignition Coil	4.6L	Base	2nd Design	IGC0172
XLR	Mass Air Flow Sensor	4.4L	V	Actual OE, 5 Pins	MAF0034
<b>2007 Cadillac</b>					
CTS	Ignition Coil	2.8L, 3.6L	Base		IGC0144
CTS	Ignition Coil	6.0L	V	w/ Square Type Coil	IGC0150
CTS	Ignition Coil	6.0L	V	w/ Round Type Coil	IGC0151
DTS	Fuel Injection Throttle Body	4.6L	Base, Luxury	Actual OE	ETB0023
Escalade	Fuel Injection Throttle Body	6.2L	Base	Gasket	ETB0024

Vehicle	Part Type	Engine Size	Trim	Note(s)	Part Number
<b>2007 Cadillac (cont'd)</b>					
Escalade	Ignition Coil	6.2L	Base	w/ Square Type Coil	IGC0150
Escalade	Ignition Coil	6.2L	Base	w/ Round Type Coil	IGC0151
Escalade	Engine Water Pump	6.2L	Base	GAS, Gaskets (2), Actual OE	WUP0012
Escalade ESV	Fuel Injection Throttle Body	6.2L	Base	Gasket	ETB0024
Escalade ESV	Ignition Coil	6.2L	Base	w/ Square Type Coil	IGC0150
Escalade ESV	Ignition Coil	6.2L	Base	w/ Round Type Coil	IGC0151
Escalade EXT	Fuel Injection Throttle Body	6.2L	Base	Gasket	ETB0024
Escalade EXT	Ignition Coil	6.2L	Base	w/ Square Type Coil	IGC0150
Escalade EXT	Ignition Coil	6.2L	Base	w/ Round Type Coil	IGC0151
SRX	Fuel Injection Throttle Body	4.6L	Base	Actual OE	ETB0023
SRX	Fuel Injection Throttle Body	3.6L	Base	7	ETB0074
SRX	Ignition Coil	3.6L	Base		IGC0173
SRX	Mass Air Flow Sensor	4.6L	Base	Actual OE, 5 Pins	MAF0034
STS	Fuel Injection Throttle Body	4.6L	Base	Actual OE	ETB0023
STS	Ignition Coil	3.6L	Base		IGC0144
STS	Mass Air Flow Sensor	4.4L, 4.6L	Base, V	Actual OE, 5 Pins	MAF0034
XLR	Fuel Injection Throttle Body	4.6L	Base	Actual OE	ETB0023
XLR	Mass Air Flow Sensor	4.4L	V	Actual OE, 5 Pins	MAF0034
<b>2008 Cadillac</b>					
CTS	Fuel Injection Throttle Body	3.6L	Base, Luxury, Premium	Sedan	ETB0074
CTS	Ignition Coil	3.6L	Base	V	IGC0144
CTS	Ignition Coil	3.6L	Base	7	IGC0173
DTS	Fuel Injection Throttle Body	4.6L	Base, Luxury, Platinum	Actual OE	ETB0023
Escalade	Fuel Injection Throttle Body	6.2L	Base, Platinum	Gasket	ETB0024
Escalade	Ignition Coil	6.2L	Base, Platinum	w/ Square Type Coil	IGC0150
Escalade	Ignition Coil	6.2L	Base, Platinum	w/ Round Type Coil	IGC0151

Vehicle	Part Type	Engine Size	Trim	Note(s)	Part Number
<b>2008 Cadillac (cont'd)</b>					
Escalade	Engine Water Pump	6.2L	Base	GAS, Gaskets (2), Actual OE	WUP0012
Escalade ESV	Fuel Injection Throttle Body	6.2L	Base, Platinum	Gasket	ETB0024
Escalade ESV	Ignition Coil	6.2L	Base, Platinum	w/ Square Type Coil	IGC0150
Escalade ESV	Ignition Coil	6.2L	Base, Platinum	w/ Round Type Coil	IGC0151
Escalade EXT	Fuel Injection Throttle Body	6.2L	Base	Gasket	ETB0024
Escalade EXT	Ignition Coil	6.2L	Base	w/ Square Type Coil	IGC0150
Escalade EXT	Ignition Coil	6.2L	Base	w/ Round Type Coil	IGC0151
SRX	Fuel Injection Throttle Body	4.6L	Base	Actual OE	ETB0023
SRX	Fuel Injection Throttle Body	3.6L	Base	7	ETB0074
SRX	Ignition Coil	3.6L	Base		IGC0173
SRX	Mass Air Flow Sensor	4.6L	Base	Actual OE, 5 Pins	MAF0034
STS	Fuel Injection Throttle Body	4.6L	Base, Platinum	Actual OE	ETB0023
STS	Fuel Injection Throttle Body	3.6L	Base, Platinum		ETB0074
STS	Ignition Coil	3.6L	Base, Platinum		IGC0144
STS	Mass Air Flow Sensor	4.4L, 4.6L	Base, Platinum, V	Actual OE, 5 Pins	MAF0034
XLR	Fuel Injection Throttle Body	4.6L	Base, Platinum	Actual OE	ETB0023
XLR	Mass Air Flow Sensor	4.4L	V	Actual OE, 5 Pins	MAF0034
<b>2009 Cadillac</b>					
CTS	Fuel Injection Throttle Body	6.2L	V	Gasket	ETB0025
CTS	Fuel Injection Throttle Body	3.6L	Base, Luxury, Premium	Sedan	ETB0074
CTS	Ignition Coil	3.6L	Base	V	IGC0144
CTS	Ignition Coil	6.2L	V	w/ Square Type Coil	IGC0150
CTS	Ignition Coil	3.6L	Base	7	IGC0173
CTS	Manifold Absolute Pressure Sensor	6.2L	V		PRS8212-HU
DTS	Fuel Injection Throttle Body	4.6L	Base, Luxury, Platinum	Actual OE	ETB0023
Escalade	Fuel Injection Throttle Body	6.0L, 6.2L	Base, Hybrid, Platinum	Gasket	ETB0025

Vehicle	Part Type	Engine Size	Trim	Note(s)	Part Number
<b>2009 Cadillac (cont'd)</b>					
Escalade	Ignition Coil	6.0L, 6.2L	Base, Hybrid, Platinum	w/ Square Type Coil	IGC0150
Escalade	Ignition Coil	6.0L, 6.2L	Base, Hybrid, Platinum	w/ Round Type Coil	IGC0151
Escalade	Engine Water Pump	6.0L, 6.2L	Base, Hybrid, Platinum	Gaskets (2), Actual OE	WUP0012
Escalade ESV	Fuel Injection Throttle Body	6.2L	Base, Platinum	Gasket	ETB0025
Escalade ESV	Ignition Coil	6.2L	Base, Platinum	w/ Square Type Coil	IGC0150
Escalade ESV	Ignition Coil	6.2L	Base, Platinum	w/ Round Type Coil	IGC0151
Escalade ESV	Engine Water Pump	6.2L	Base, Platinum	RWD, Gaskets (2), Actual OE	WUP0012
Escalade EXT	Fuel Injection Throttle Body	6.2L	Base	Gasket	ETB0025
Escalade EXT	Ignition Coil	6.2L	Base	w/ Square Type Coil	IGC0150
Escalade EXT	Ignition Coil	6.2L	Base	w/ Round Type Coil	IGC0151
SRX	Fuel Injection Throttle Body	4.6L	Base	Actual OE	ETB0023
SRX	Fuel Injection Throttle Body	3.6L	Base	7	ETB0074
SRX	Ignition Coil	3.6L	Base		IGC0173
SRX	Mass Air Flow Sensor	4.6L	Base	Actual OE, 5 Pins	MAF0034
STS	Fuel Injection Throttle Body	4.6L	Base, Platinum	Actual OE	ETB0023
STS	Fuel Injection Throttle Body	3.6L	Base, Platinum		ETB0074
STS	Ignition Coil	3.6L	Base, Platinum		IGC0144
STS	Mass Air Flow Sensor	4.4L, 4.6L	Base, Platinum, V	Actual OE, 5 Pins	MAF0034
XLR	Fuel Injection Throttle Body	4.6L	Platinum	Actual OE	ETB0023
XLR	Mass Air Flow Sensor	4.4L	V	Actual OE, 5 Pins	MAF0034
<b>2010 Cadillac</b>					
CTS	Fuel Injection Throttle Body	6.2L	V	Gasket	ETB0025
CTS	Fuel Injection Throttle Body	3.6L	Base, Luxury, Performance, Premium		ETB0074
CTS	Fuel Injection Throttle Body	3.0L	Base, Luxury, Performance	Sedan	ETB0074
CTS	Fuel Injector	3.0L	Base, Luxury, Performance	DG35, Actual OE	FIJ0030
CTS	Fuel Injector	3.0L	Base, Luxury, Performance	DG69, Actual OE	FIJ0030
CTS	Fuel Injector	3.0L	Performance	DH35, Actual OE	FIJ0030

Vehicle	Part Type	Engine Size	Trim	Note(s)	Part Number
<b>2010 Cadillac (cont'd)</b>					
CTS	Fuel Injector	3.0L	Performance	DH69, Actual OE	FIJ0030
CTS	Fuel Injector	3.0L	Base, Luxury, Performance	DM35, Actual OE	FIJ0030
CTS	Fuel Injector	3.0L	Base, Luxury, Performance	DM69, Actual OE	FIJ0030
CTS	Fuel Injector	3.0L	Performance	DP35, Actual OE	FIJ0030
CTS	Fuel Injector	3.0L	Base, Luxury, Performance	DP69, Actual OE	FIJ0030
CTS	Ignition Coil	6.2L	V	w/ Square Type Coil	IGC0150
CTS	Ignition Coil	3.0L, 3.6L	Base, Luxury, Performance, Premium		IGC0173
CTS	Manifold Absolute Pressure Sensor	3.0L, 6.2L	Base, Luxury, Performance, V		PRS8212-HU
DTS	Fuel Injection Throttle Body	4.6L	Base, Livery, Luxury, Platinum, Premium	Actual OE	ETB0023
Escalade	Fuel Injection Throttle Body	6.0L, 6.2L	Base, Hybrid, Hybrid Platinum, Platinum	Gasket	ETB0025
Escalade	Ignition Coil	6.0L, 6.2L	Base, Hybrid, Hybrid Platinum, Platinum	w/ Square Type Coil	IGC0150
Escalade	Ignition Coil	6.0L, 6.2L	Base, Hybrid, Hybrid Platinum, Platinum	w/ Round Type Coil	IGC0151
Escalade ESV	Fuel Injection Throttle Body	6.2L	Base, Platinum	Gasket	ETB0025
Escalade ESV	Ignition Coil	6.2L	Base, Platinum	w/ Square Type Coil	IGC0150
Escalade ESV	Ignition Coil	6.2L	Base, Platinum	w/ Round Type Coil	IGC0151
Escalade EXT	Fuel Injection Throttle Body	6.2L	Base	Gasket	ETB0025
Escalade EXT	Ignition Coil	6.2L	Base	w/ Square Type Coil	IGC0150
Escalade EXT	Ignition Coil	6.2L	Base	w/ Round Type Coil	IGC0151
SRX	Fuel Injection Throttle Body	2.8L	Performance, Premium	Actual OE	ETB0018
SRX	Fuel Injection Throttle Body	3.0L	Base, Luxury, Performance, Premium		ETB0074
SRX	Fuel Injector	3.0L	Base, Luxury, Performance, Premium	Actual OE	FIJ0030
SRX	Ignition Coil	2.8L, 3.0L	Base, Luxury, Performance, Premium		IGC0173
SRX	Mass Air Flow Sensor	3.0L	Base, Luxury, Performance, Premium	Actual OE, 5 Pins	MAF0034
SRX	Manifold Absolute Pressure Sensor	3.0L	Base, Luxury, Performance, Premium		PRS8212-HU
STS	Fuel Injection Throttle Body	4.6L	Base	Actual OE	ETB0023
STS	Fuel Injection Throttle Body	3.6L	Base		ETB0074
STS	Ignition Coil	3.6L	Base		IGC0173

Vehicle	Part Type	Engine Size	Trim	Note(s)	Part Number
<b>2010 Cadillac (cont'd)</b>					
STS	Mass Air Flow Sensor	4.6L	Base	Actual OE, 5 Pins	MAF0034
<b>2011 Cadillac</b>					
CTS	Fuel Injection Throttle Body	6.2L	V	Gasket	ETB0025
CTS	Fuel Injection Throttle Body	3.6L	Base, Coupe, Performance, Premium	Coupe	ETB0074
CTS	Fuel Injection Throttle Body	3.0L, 3.6L	Base, Luxury, Performance, Premium	Sedan	ETB0074
CTS	Fuel Injection Throttle Body	3.6L	Base, Performance, Premium	Wagon	ETB0074
CTS	Fuel Injector	3.0L	Base, Luxury, Performance	DG35, Actual OE	FIJ0030
CTS	Fuel Injector	3.0L	Base, Luxury, Performance	DG69, Actual OE	FIJ0030
CTS	Fuel Injector	3.0L	Performance	DH35, Actual OE	FIJ0030
CTS	Fuel Injector	3.0L	Performance	DH69, Actual OE	FIJ0030
CTS	Fuel Injector	3.0L	Base, Luxury, Performance	DM35, Actual OE	FIJ0030
CTS	Fuel Injector	3.0L	Base	DM47, Actual OE	FIJ0030
CTS	Fuel Injector	3.0L	Base, Luxury, Performance	DM69, Actual OE	FIJ0030
CTS	Fuel Injector	3.0L	Performance	DP35, Actual OE	FIJ0030
CTS	Fuel Injector	3.0L	Performance	DP47, Actual OE	FIJ0030
CTS	Fuel Injector	3.0L	Performance	DP69, Actual OE	FIJ0030
CTS	Ignition Coil	6.2L	V	w/ Square Type Coil	IGC0150
CTS	Ignition Coil	3.0L, 3.6L	Base, Coupe, Luxury, Performance, Premium		IGC0173
CTS	Manifold Absolute Pressure Sensor	3.0L, 6.2L	Base, Luxury, Performance, V		PRS8212-HU
DTS	Fuel Injection Throttle Body	4.6L	Base, Luxury, Platinum, Premium	Actual OE	ETB0023
Escalade	Fuel Injection Throttle Body	6.0L, 6.2L	Base, Hybrid, Hybrid Platinum, Luxury, Platinum, Premium	Gasket	ETB0025
Escalade	Ignition Coil	6.0L, 6.2L	Base, Hybrid, Hybrid Platinum, Luxury, Platinum, Premium	w/ Square Type Coil	IGC0150
Escalade	Ignition Coil	6.0L, 6.2L	Base, Hybrid, Hybrid Platinum, Luxury, Platinum, Premium	w/ Round Type Coil	IGC0151
Escalade ESV	Fuel Injection Throttle Body	6.2L	Base, Luxury, Platinum, Premium	Gasket	ETB0025
Escalade ESV	Ignition Coil	6.2L	Base, Luxury, Platinum, Premium	w/ Square Type Coil	IGC0150
Escalade ESV	Ignition Coil	6.2L	Base, Luxury, Platinum, Premium	w/ Round Type Coil	IGC0151
Escalade EXT	Fuel Injection Throttle Body	6.2L	Base, Luxury, Premium	Gasket	ETB0025
Escalade EXT	Ignition Coil	6.2L	Base, Luxury, Premium	w/ Square Type Coil	IGC0150

Vehicle	Part Type	Engine Size	Trim	Note(s)	Part Number
<b>2011 Cadillac (cont'd)</b>					
Escalade EXT	Ignition Coil	6.2L	Base, Luxury, Premium	w/ Round Type Coil	IGC0151
SRX	Fuel Injection Throttle Body	2.8L	Performance, Premium	Actual OE	ETB0018
SRX	Fuel Injection Throttle Body	3.0L	Base, Luxury, Performance, Premium		ETB0074
SRX	Fuel Injector	3.0L	Base, Luxury, Performance, Premium	Actual OE	FIJ0030
SRX	Ignition Coil	2.8L, 3.0L	Base, Luxury, Performance, Premium		IGC0173
SRX	Mass Air Flow Sensor	3.0L	Base, Luxury, Performance, Premium	Actual OE, 5 Pins	MAF0034
SRX	Manifold Absolute Pressure Sensor	3.0L	Base, Luxury, Performance, Premium		PRS8212-HU
STS	Fuel Injection Throttle Body	3.6L	Base, Platinum		ETB0074
STS	Ignition Coil	3.6L	Base, Platinum		IGC0173
<b>2012 Cadillac</b>					
CTS	Fuel Injection Throttle Body	6.2L	V, V Black Diamond	Gasket	ETB0025
CTS	Fuel Injector	3.0L, 3.6L	3.0L, 3.6L, Base, Coupe, Luxury, Performance, Premium	Actual OE	FIJ0045
CTS	Ignition Coil	6.2L	Luxury, V, V Black Diamond	w/ Square Type Coil	IGC0150
CTS	Ignition Coil	3.0L, 3.6L	3.0L, 3.6L, Base, Coupe, Luxury, Performance, Premium		IGC0173
CTS	Mass Air Flow Sensor	3.0L, 3.6L	3.0L, 3.6L, Base, Coupe, Luxury, Performance, Premium	Actual OE, 8 Pins	MAF0120
CTS	Manifold Absolute Pressure Sensor	3.0L, 3.6L, 6.2L	3.0L, 3.6L, Base, Coupe, Luxury, Performance, Premium, V, V Black Diamond		PRS8212-HU
Escalade	Fuel Injection Throttle Body	6.0L, 6.2L	Base, Hybrid, Hybrid Platinum, Luxury, Platinum, Premium, Special Edition	Gasket	ETB0025
Escalade	Ignition Coil	6.0L, 6.2L	Base, Hybrid, Hybrid Platinum, Luxury, Platinum, Premium, Special Edition	w/ Square Type Coil	IGC0150
Escalade	Ignition Coil	6.0L, 6.2L	Base, Hybrid, Hybrid Platinum, Luxury, Platinum, Premium, Special Edition	w/ Round Type Coil	IGC0151
Escalade ESV	Fuel Injection Throttle Body	6.2L	Base, Luxury, Platinum, Premium, Special Edition	Gasket	ETB0025
Escalade ESV	Ignition Coil	6.2L	Base, Luxury, Platinum, Premium, Special Edition	w/ Square Type Coil	IGC0150
Escalade ESV	Ignition Coil	6.2L	Base, Luxury, Platinum, Premium, Special Edition	w/ Round Type Coil	IGC0151



Vehicle	Part Type	Engine Size	Trim	Note(s)	Part Number
<b>2012 Cadillac (cont'd)</b>					
Escalade EXT	Fuel Injection Throttle Body	6.2L	Base, Luxury, Premium	Gasket	ETB0025
Escalade EXT	Ignition Coil	6.2L	Base, Luxury, Premium	w/ Square Type Coil	IGC0150
Escalade EXT	Ignition Coil	6.2L	Base, Luxury, Premium	w/ Round Type Coil	IGC0151
SRX	Fuel Injector	3.6L	Base, Luxury, Performance, Premium	Actual OE	FIJ0045
SRX	Ignition Coil	3.6L	Base, Luxury, Performance, Premium		IGC0173
SRX	Mass Air Flow Sensor	3.6L	Base, Luxury, Performance, Premium	Actual OE, 8 Pins	MAF0120
SRX	Manifold Absolute Pressure Sensor	3.6L	Base, Luxury, Performance, Premium		PRS8212-HU
<b>2013 Cadillac</b>					
ATS	Fuel Injector	3.6L	Luxury, Performance, Premium	RPO Code NU5, NT7, Actual OE	FIJ0045
ATS	Fuel Injector	3.6L	Luxury, Performance, Premium	RPO Code NU6, Actual OE	FIJ0046
ATS	Ignition Coil	3.6L	Luxury, Performance, Premium		IGC0173
ATS	Mass Air Flow Sensor	2.0L	Premium Sport	6AB69, Actual OE, 8 Pins	MAF0120
ATS	Mass Air Flow Sensor	2.5L	Base, Luxury	AB69, Actual OE, 8 Pins	MAF0120
ATS	Mass Air Flow Sensor	2.0L, 3.6L	Base, Luxury, Performance, Premium	Actual OE, 8 Pins	MAF0120
ATS	Mass Air Flow Sensor	2.5L	Base, Luxury	AM69, Actual OE, 8 Pins	MAF0120
ATS	Manifold Absolute Pressure Sensor	2.5L, 3.6L	Base, Luxury, Performance, Premium		PRS8212-HU
CTS	Fuel Injection Throttle Body	6.2L	V, V Premium Black Diamond	Gasket	ETB0025
CTS	Fuel Injector	3.0L, 3.6L	Base, Luxury, Performance, Premium	Actual OE	FIJ0045
CTS	Ignition Coil	6.2L	V, V Luxury, V Premium Black Diamond	w/ Square Type Coil	IGC0150
CTS	Ignition Coil	3.0L, 3.6L	Base, Luxury, Performance, Premium		IGC0173
CTS	Mass Air Flow Sensor	3.0L, 3.6L	Base, Luxury, Performance, Premium	Actual OE, 8 Pins	MAF0120
CTS	Manifold Absolute Pressure Sensor	3.0L, 3.6L, 6.2L	Base, Luxury, Performance, Premium, V, V Luxury, V Premium Black Diamond		PRS8212-HU
Escalade	Fuel Injection Throttle Body	6.0L, 6.2L	Base, Hybrid, Hybrid Platinum, Luxury, Platinum, Premium	Gasket	ETB0025

Vehicle	Part Type	Engine Size	Trim	Note(s)	Part Number
<b>2013 Cadillac (cont'd)</b>					
Escalade	Ignition Coil	6.0L, 6.2L	Base, Hybrid, Hybrid Platinum, Luxury, Platinum, Premium	w/ Square Type Coil	IGC0150
Escalade	Ignition Coil	6.0L, 6.2L	Base, Hybrid, Hybrid Platinum, Luxury, Platinum, Premium	w/ Round Type Coil	IGC0151
Escalade ESV	Fuel Injection Throttle Body	6.2L	Base, Luxury, Platinum, Premium	Gasket	ETB0025
Escalade ESV	Ignition Coil	6.2L	Base, Luxury, Platinum, Premium	w/ Square Type Coil	IGC0150
Escalade ESV	Ignition Coil	6.2L	Base, Luxury, Platinum, Premium	w/ Round Type Coil	IGC0151
Escalade EXT	Fuel Injection Throttle Body	6.2L	Base, Luxury, Premium	Gasket	ETB0025
Escalade EXT	Ignition Coil	6.2L	Base, Luxury, Premium	w/ Square Type Coil	IGC0150
Escalade EXT	Ignition Coil	6.2L	Base, Luxury, Premium	w/ Round Type Coil	IGC0151
SRX	Fuel Injector	3.6L	Base, Luxury, Performance, Premium	Actual OE	FIJ0045
SRX	Ignition Coil	3.6L	Base, Luxury, Performance, Premium		IGC0173
SRX	Mass Air Flow Sensor	3.6L	Base, Luxury, Performance, Premium	Actual OE, 8 Pins	MAF0120
SRX	Manifold Absolute Pressure Sensor	3.6L	Base, Luxury, Performance, Premium		PRS8212-HU
XTS	Fuel Injector	3.6L	Base, Livery, Luxury, Platinum, Premium	Actual OE	FIJ0045
XTS	Ignition Coil	3.6L	Base, Livery, Luxury, Platinum, Premium		IGC0173
XTS	Mass Air Flow Sensor	3.6L	Livery	GB69, Actual OE, 8 Pins	MAF0120
XTS	Mass Air Flow Sensor	3.6L	Base, Luxury, Platinum, Premium	GD69, Actual OE, 8 Pins	MAF0120
XTS	Manifold Absolute Pressure Sensor	3.6L	Base, Livery, Luxury, Platinum, Premium		PRS8212-HU
<b>2014 Cadillac</b>					
ATS	Fuel Injector	3.6L	Luxury, Performance, Premium	RPO Code NU5, NT7, Actual OE	FIJ0045
ATS	Fuel Injector	3.6L	Luxury, Performance, Premium	RPO Code NU6, Actual OE	FIJ0046
ATS	Ignition Coil	3.6L	Luxury, Performance, Premium		IGC0173
ATS	Mass Air Flow Sensor	2.0L, 2.5L, 3.6L	Base, Luxury, Performance, Premium, Premium Sport	Actual OE, 8 Pins	MAF0120
ATS	Manifold Absolute Pressure Sensor	2.5L, 3.6L	Base, Luxury, Performance, Premium		PRS8212-HU

Vehicle	Part Type	Engine Size	Trim	Note(s)	Part Number
<b>2014 Cadillac (cont'd)</b>					
CTS	Fuel Injection Throttle Body	6.2L	V, V Luxury, V Premium Black Diamond	Gasket	ETB0025
CTS	Fuel Injector	3.0L	Luxury	Actual OE	FIJ0045
CTS	Fuel Injector	3.6L	Base, Luxury, Performance, Premium	RPO Code NU5, NT7, LFX, Actual OE	FIJ0045
CTS	Fuel Injector	3.6L	Base, Luxury, Performance, Premium	RPO Code NU6, LFX, Actual OE	FIJ0046
CTS	Fuel Injector	3.6L	Vsport, Vsport Premium	LF3, Actual OE	FIJ0049
CTS	Ignition Coil	6.2L	V, V Luxury, V Premium Black Diamond	w/ Square Type Coil	IGC0150
CTS	Ignition Coil	3.0L, 3.6L	Base, Coupe, Luxury, Performance, Premium, Vsport, Vsport Premium		IGC0173
CTS	Mass Air Flow Sensor	3.6L	Luxury	Actual OE, 5 Pins	MAF0034
CTS	Mass Air Flow Sensor	3.6L	Premium, Vsport, Vsport Premium	Front, GAS, Actual OE, 5 Pins	MAF0034
CTS	Mass Air Flow Sensor	2.0L	Base	AF69, Actual OE, 8 Pins	MAF0120
CTS	Mass Air Flow Sensor	2.0L	Performance	AK69, Actual OE, 8 Pins	MAF0120
CTS	Mass Air Flow Sensor	2.0L	Premium	AL69, Actual OE, 8 Pins	MAF0120
CTS	Mass Air Flow Sensor	3.0L	Luxury	DM35, Actual OE, 8 Pins	MAF0120
CTS	Mass Air Flow Sensor	2.0L, 3.0L	Luxury	GAS, AH69, Actual OE, 8 Pins	MAF0120
CTS	Mass Air Flow Sensor	2.0L, 3.0L	Luxury	GAS, DG35, Actual OE, 8 Pins	MAF0120
CTS	Mass Air Flow Sensor	2.0L	Performance, Premium	GAS, DH35, Actual OE, 8 Pins	MAF0120
CTS	Mass Air Flow Sensor	2.0L	Base, Performance, Premium	GAS, DH47, Actual OE, 8 Pins	MAF0120
CTS	Mass Air Flow Sensor	2.0L	Luxury	GAS, DM35, Actual OE, 8 Pins	MAF0120
CTS	Mass Air Flow Sensor	2.0L	Performance, Premium	GAS, DP35, Actual OE, 8 Pins	MAF0120
CTS	Mass Air Flow Sensor	2.0L	Base, Performance, Premium	GAS, DP47, Actual OE, 8 Pins	MAF0120
CTS	Mass Air Flow Sensor	3.6L	Base, Performance, Premium	Rear, FLEX, Actual OE, 8 Pins	MAF0120
CTS	Mass Air Flow Sensor	3.6L	Premium, Vsport, Vsport Premium	Rear, GAS, Actual OE, 8 Pins	MAF0120
CTS	Manifold Absolute Pressure Sensor	3.0L, 6.2L	Luxury, V, V Luxury, V Premium Black Diamond		PRS8212-HU
CTS	Manifold Absolute Pressure Sensor	3.6L	Base, Luxury, Performance, Premium	LFX	PRS8212-HU

Vehicle	Part Type	Engine Size	Trim	Note(s)	Part Number
<b>2014 Cadillac (cont'd)</b>					
ELR	Manifold Absolute Pressure Sensor	1.4L	Base		PRS8212-HU
Escalade	Fuel Injection Throttle Body	6.2L	Base, Luxury, Platinum, Premium	Gasket	ETB0025
Escalade	Ignition Coil	6.2L	Base, Luxury, Platinum, Premium	w/ Square Type Coil	IGC0150
Escalade	Ignition Coil	6.2L	Base, Luxury, Platinum, Premium	w/ Round Type Coil	IGC0151
Escalade ESV	Fuel Injection Throttle Body	6.2L	Base, Luxury, Platinum, Premium	Gasket	ETB0025
Escalade ESV	Ignition Coil	6.2L	Base, Luxury, Platinum, Premium	w/ Square Type Coil	IGC0150
Escalade ESV	Ignition Coil	6.2L	Base, Luxury, Platinum, Premium	w/ Round Type Coil	IGC0151
SRX	Fuel Injector	3.6L	Base, Luxury, Performance, Premium	Actual OE	FIJ0045
SRX	Ignition Coil	3.6L	Base, Luxury, Performance, Premium		IGC0173
SRX	Mass Air Flow Sensor	3.6L	Base, Luxury, Performance, Premium	Actual OE, 8 Pins	MAF0120
SRX	Manifold Absolute Pressure Sensor	3.6L	Base, Luxury, Performance, Premium		PRS8212-HU
XTS	Fuel Injector	3.6L	Base, Livery, Luxury, Platinum, Premium	RPO Code NU5, NT7, LFX, Actual OE	FIJ0045
XTS	Fuel Injector	3.6L	Base, Livery, Luxury, Platinum, Premium	RPO Code NU6, LFX, Actual OE	FIJ0046
XTS	Fuel Injector	3.6L	Vsport Platinum, Vsport Premium	LF3, Actual OE	FIJ0049
XTS	Ignition Coil	3.6L	Base, Livery, Luxury, Platinum, Premium, Vsport Platinum, Vsport Premium		IGC0173
XTS	Mass Air Flow Sensor	3.6L	Base, Livery, Luxury, Platinum, Premium, Vsport Platinum, Vsport Premium	Front, GAS, Actual OE, 5 Pins	MAF0034
XTS	Mass Air Flow Sensor	3.6L	Base, Livery, Luxury, Platinum, Premium, Vsport Platinum, Vsport Premium	Rear, GAS, Actual OE, 8 Pins	MAF0120
XTS	Manifold Absolute Pressure Sensor	3.6L	Base, Livery, Luxury, Platinum, Premium	Naturally Aspirated	PRS8212-HU
<b>2015 Cadillac</b>					
ATS	Fuel Injector	3.6L	Luxury, Performance, Premium	RPO Code NU5, NT7, Actual OE	FIJ0045
ATS	Fuel Injector	3.6L	Luxury, Performance, Premium	RPO Code NU6, Actual OE	FIJ0046
ATS	Ignition Coil	3.6L	Luxury, Performance, Premium		IGC0173
ATS	Mass Air Flow Sensor	2.0L, 2.5L, 3.6L	Base, Luxury, Performance, Premium	Actual OE, 8 Pins	MAF0120

Vehicle	Part Type	Engine Size	Trim	Note(s)	Part Number
<b>2015 Cadillac (cont'd)</b>					
ATS	Manifold Absolute Pressure Sensor	2.5L, 3.6L	Base, Luxury, Performance, Premium		PRS8212-HU
CTS	Fuel Injection Throttle Body	6.2L	V	Gasket	ETB0025
CTS	Fuel Injector	3.6L	Luxury, Performance, Premium	RPO Code NU5, NT7, LFX, Actual OE	FIJ0045
CTS	Fuel Injector	3.6L	Luxury, Performance, Premium	RPO Code NU6, LFX, Actual OE	FIJ0046
CTS	Fuel Injector	3.6L	Vsport, Vsport Premium	LF3, Actual OE	FIJ0049
CTS	Ignition Coil	6.2L	V	w/ Square Type Coil	IGC0150
CTS	Ignition Coil	3.6L	Luxury, Performance, Premium, Vsport, Vsport Premium		IGC0173
CTS	Mass Air Flow Sensor	3.6L	Vsport, Vsport Premium	LF3, Actual OE, 5 Pins	MAF0034
CTS	Mass Air Flow Sensor	2.0L	Base	AF69, Actual OE, 8 Pins	MAF0120
CTS	Mass Air Flow Sensor	2.0L	Performance	AK69, Actual OE, 8 Pins	MAF0120
CTS	Mass Air Flow Sensor	2.0L	Premium	AL69, Actual OE, 8 Pins	MAF0120
CTS	Mass Air Flow Sensor	2.0L	Luxury	GAS, LTG, 6AH69B, Actual OE, 8 Pins	MAF0120
CTS	Mass Air Flow Sensor	2.0L	Luxury	GAS, LTG, AH69, Actual OE, 8 Pins	MAF0120
CTS	Mass Air Flow Sensor	3.6L	Luxury, Performance, Premium	LFX, Actual OE, 8 Pins	MAF0120
CTS	Manifold Absolute Pressure Sensor	6.2L	V		PRS8212-HU
CTS	Manifold Absolute Pressure Sensor	3.6L	Luxury, Performance, Premium	Naturally Aspirated	PRS8212-HU
ELR	Manifold Absolute Pressure Sensor	1.4L	Base		PRS8212-HU
Escalade	Fuel Injection Throttle Body	6.2L	Base, Luxury, Platinum, Premium		ETB0067
Escalade	Mass Air Flow Sensor	6.2L	Base, Luxury, Platinum, Premium	Actual OE, 8 Pins	MAF0120
Escalade ESV	Fuel Injection Throttle Body	6.2L	Base, Luxury, Platinum, Premium		ETB0067
Escalade ESV	Mass Air Flow Sensor	6.2L	Base, Luxury, Platinum, Premium	Actual OE, 8 Pins	MAF0120
SRX	Fuel Injector	3.6L	Base, Luxury, Performance, Premium	Actual OE	FIJ0045
SRX	Ignition Coil	3.6L	Base, Luxury, Performance, Premium		IGC0173
SRX	Mass Air Flow Sensor	3.6L	Base, Luxury, Performance, Premium	Actual OE, 8 Pins	MAF0120

Vehicle	Part Type	Engine Size	Trim	Note(s)	Part Number
<b>2015 Cadillac (cont'd)</b>					
SRX	Manifold Absolute Pressure Sensor	3.6L	Base, Luxury, Performance, Premium		PRS8212-HU
XTS	Fuel Injector	3.6L	Base, Livery, Luxury, Platinum, Premium	LFX, Actual OE	FIJ0045
XTS	Fuel Injector	3.6L	Vsport Platinum, Vsport Premium	LF3, Actual OE	FIJ0049
XTS	Ignition Coil	3.6L	Base, Livery, Luxury, Platinum, Premium, Vsport Platinum, Vsport Premium		IGC0173
XTS	Mass Air Flow Sensor	3.6L	Vsport Premium	w/ 5 Pins, Turbocharged, LF3, GY69, Actual OE, 5 Pins	MAF0034
XTS	Mass Air Flow Sensor	3.6L	Vsport Platinum	w/ 5 Pins, Turbocharged, LF3, GZ69, Actual OE, 5 Pins	MAF0034
XTS	Mass Air Flow Sensor	3.6L	Base, Livery	w/ 8 Pins, GB69, Actual OE, 8 Pins	MAF0120
XTS	Mass Air Flow Sensor	3.6L	Luxury	w/ 8 Pins, GC69, Actual OE, 8 Pins	MAF0120
XTS	Mass Air Flow Sensor	3.6L	Premium	w/ 8 Pins, GD69, Actual OE, 8 Pins	MAF0120
XTS	Mass Air Flow Sensor	3.6L	Platinum	w/ 8 Pins, GE69, Actual OE, 8 Pins	MAF0120
XTS	Mass Air Flow Sensor	3.6L	Luxury	w/ 8 Pins, LFX, GX69, Actual OE, 8 Pins	MAF0120
XTS	Mass Air Flow Sensor	3.6L	Premium	w/ 8 Pins, LFX, GY69, Actual OE, 8 Pins	MAF0120
XTS	Mass Air Flow Sensor	3.6L	Platinum	w/ 8 Pins, LFX, GZ69, Actual OE, 8 Pins	MAF0120
XTS	Mass Air Flow Sensor	3.6L	Vsport Premium	w/ 8 Pins, Turbocharged, LF3, GY69, Actual OE, 8 Pins	MAF0120
XTS	Mass Air Flow Sensor	3.6L	Vsport Platinum	w/ 8 Pins, Turbocharged, LF3, GZ69, Actual OE, 8 Pins	MAF0120
XTS	Manifold Absolute Pressure Sensor	3.6L	Base, Livery, Luxury, Platinum, Premium	Naturally Aspirated	PRS8212-HU
<b>2016 Cadillac</b>					
ATS	Fuel Injector	3.6L	V	LF4, Actual OE	FIJ0049
ATS	Fuel Injector	3.6L	Luxury, Performance, Premium	Except RPO Code NU5, Naturally Aspirated, Actual OE	FIJ0051

Vehicle	Part Type	Engine Size	Trim	Note(s)	Part Number
<b>2016 Cadillac (cont'd)</b>					
ATS	Ignition Coil	3.6L	Luxury, Performance, Premium, V		IGC0173
ATS	Mass Air Flow Sensor	3.6L	V	Front, LF4, Coupe, Actual OE, 5 Pins	MAF0034
ATS	Mass Air Flow Sensor	3.6L	V	Front, LF4, Sedan, Actual OE, 5 Pins	MAF0034
ATS	Mass Air Flow Sensor	2.0L	Base, Luxury, Performance, Premium	Actual OE	MAF0119
ATS	Mass Air Flow Sensor	3.6L	Luxury, Performance, Premium	Actual OE, 8 Pins	MAF0120
ATS	Mass Air Flow Sensor	2.5L	Base, Luxury	LCV, Coupe, Actual OE, 8 Pins	MAF0120
ATS	Mass Air Flow Sensor	2.5L	Base, Luxury	Sedan, Actual OE, 8 Pins	MAF0120
ATS	Manifold Absolute Pressure Sensor	2.5L	Base, Luxury		PRS8212-HU
CT6	Fuel Injector	3.0L	Luxury, Platinum, Premium Luxury	Actual OE	FIJ0050
CT6	Fuel Injector	3.6L	Base, Luxury, Platinum, Premium Luxury	Except RPO Code NU5, Actual OE	FIJ0051
CT6	Mass Air Flow Sensor	3.0L	Luxury, Platinum, Premium Luxury	w/ 5 Pins, Actual OE, 5 Pins	MAF0034
CT6	Mass Air Flow Sensor	2.0L	Base, Luxury	Actual OE	MAF0119
CT6	Mass Air Flow Sensor	3.6L	Base, Luxury, Platinum, Premium Luxury	Actual OE, 8 Pins	MAF0120
CT6	Mass Air Flow Sensor	3.0L	Luxury, Platinum, Premium Luxury	w/ 8 Pins, Actual OE, 8 Pins	MAF0120
CTS	Fuel Injection Throttle Body	6.2L	V		ETB0067
CTS	Fuel Injector	3.6L	Luxury, Performance, Premium	LGX, Actual OE	FIJ0049
CTS	Fuel Injector	3.6L	Vsport, Vsport Premium	Except RPO Code NU5, Turbocharged, Actual OE	FIJ0051
CTS	Ignition Coil	3.6L	Luxury, Performance, Premium		IGC0173
CTS	Mass Air Flow Sensor	3.6L	Vsport, Vsport Premium	Front, GAS, Actual OE, 5 Pins	MAF0034
CTS	Mass Air Flow Sensor	6.2L	V	Actual OE	MAF0119
CTS	Mass Air Flow Sensor	2.0L	Base	AF69, Actual OE	MAF0119
CTS	Mass Air Flow Sensor	2.0L	Performance	AK69, Actual OE	MAF0119
CTS	Mass Air Flow Sensor	2.0L	Premium	AL69, Actual OE	MAF0119
CTS	Mass Air Flow Sensor	2.0L	Luxury	LTG, AH69, Actual OE	MAF0119

Vehicle	Part Type	Engine Size	Trim	Note(s)	Part Number
<b>2016 Cadillac (cont'd)</b>					
CTS	Mass Air Flow Sensor	3.6L	Luxury, Performance, Premium	Actual OE, 8 Pins	MAF0120
CTS	Mass Air Flow Sensor	3.6L	Vsport, Vsport Premium	Rear, GAS, Actual OE, 8 Pins	MAF0120
ELR	Manifold Absolute Pressure Sensor	1.4L	Base		PRS8212-HU
Escalade	Fuel Injection Throttle Body	6.2L	Base, Luxury, Platinum, Premium		ETB0067
Escalade	Mass Air Flow Sensor	6.2L	Base, Luxury, Platinum, Premium	Actual OE, 8 Pins	MAF0120
Escalade ESV	Fuel Injection Throttle Body	6.2L	Base, Luxury, Platinum, Premium		ETB0067
Escalade ESV	Mass Air Flow Sensor	6.2L	Base, Luxury, Platinum, Premium	Actual OE, 8 Pins	MAF0120
SRX	Fuel Injector	3.6L	Base, Luxury, Performance, Premium	Actual OE	FIJ0045
SRX	Ignition Coil	3.6L	Base, Luxury, Performance, Premium		IGC0173
SRX	Mass Air Flow Sensor	3.6L	Premium	LF1, Actual OE, 8 Pins	MAF0120
SRX	Mass Air Flow Sensor	3.6L	Base, Luxury, Performance, Premium	LFX, Actual OE, 8 Pins	MAF0120
SRX	Manifold Absolute Pressure Sensor	3.6L	Base, Luxury, Performance, Premium		PRS8212-HU
XTS	Fuel Injector	3.6L	Base, Livery, Luxury, Platinum, Premium	LFX, Actual OE	FIJ0045
XTS	Fuel Injector	3.6L	Vsport Platinum, Vsport Premium	LF3, Actual OE	FIJ0049
XTS	Ignition Coil	3.6L	Base, Livery, Luxury, Platinum, Premium, Vsport Platinum, Vsport Premium		IGC0173
XTS	Mass Air Flow Sensor	3.6L	Vsport Premium	w/ 5 Pins, Turbocharged, LF3, GY69, Actual OE, 5 Pins	MAF0034
XTS	Mass Air Flow Sensor	3.6L	Vsport Platinum	w/ 5 Pins, Turbocharged, LF3, GZ69, Actual OE, 5 Pins	MAF0034
XTS	Mass Air Flow Sensor	3.6L	Base, Livery	w/ 8 Pins, GB69, Actual OE, 8 Pins	MAF0120
XTS	Mass Air Flow Sensor	3.6L	Luxury	w/ 8 Pins, GC69, Actual OE, 8 Pins	MAF0120
XTS	Mass Air Flow Sensor	3.6L	Premium	w/ 8 Pins, GD69, Actual OE, 8 Pins	MAF0120
XTS	Mass Air Flow Sensor	3.6L	Platinum	w/ 8 Pins, GE69, Actual OE, 8 Pins	MAF0120
XTS	Mass Air Flow Sensor	3.6L	Luxury	w/ 8 Pins, LFX, GX69, Actual OE, 8 Pins	MAF0120



Vehicle	Part Type	Engine Size	Trim	Note(s)	Part Number
<b>2016 Cadillac (cont'd)</b>					
XTS	Mass Air Flow Sensor	3.6L	Premium	w/ 8 Pins, LFX, GY69, Actual OE, 8 Pins	MAF0120
XTS	Mass Air Flow Sensor	3.6L	Platinum	w/ 8 Pins, LFX, GZ69, Actual OE, 8 Pins	MAF0120
XTS	Mass Air Flow Sensor	3.6L	Vsport Premium	w/ 8 Pins, Turbocharged, LF3, GY69, Actual OE, 8 Pins	MAF0120
XTS	Mass Air Flow Sensor	3.6L	Vsport Platinum	w/ 8 Pins, Turbocharged, LF3, GZ69, Actual OE, 8 Pins	MAF0120
XTS	Manifold Absolute Pressure Sensor	3.6L	Base, Livery, Luxury, Platinum, Premium	Naturally Aspirated	PRS8212-HU
<b>2017 Cadillac</b>					
ATS	Fuel Injector	3.6L	V	LF4, Actual OE	FIJ0049
ATS	Fuel Injector	3.6L	Performance, Premium Luxury, Premium Performance	Except RPO Code NU5, Naturally Aspirated, Actual OE	FIJ0051
ATS	Ignition Coil	3.6L	Performance, Premium Luxury, Premium Performance, V		IGC0173
ATS	Mass Air Flow Sensor	3.6L	V	LF4, Actual OE, 5 Pins	MAF0034
ATS	Mass Air Flow Sensor	3.6L	Performance	Actual OE, 8 Pins	MAF0120
ATS	Mass Air Flow Sensor	2.5L	Base, Luxury	LCV, Coupe, Actual OE, 8 Pins	MAF0120
ATS	Mass Air Flow Sensor	3.6L	Premium Luxury, Premium Performance	LGX, Coupe, Actual OE, 8 Pins	MAF0120
ATS	Mass Air Flow Sensor	3.6L	Premium Luxury, Premium Performance	LGX, Sedan, Actual OE, 8 Pins	MAF0120
ATS	Mass Air Flow Sensor	2.5L	Base, Luxury	Sedan, Actual OE, 8 Pins	MAF0120
ATS	Manifold Absolute Pressure Sensor	2.5L	Base, Luxury		PRS8212-HU
CT6	Fuel Injector	3.0L	Luxury, Platinum, Premium Luxury	Actual OE	FIJ0050
CT6	Fuel Injector	3.6L	Base, Luxury, Platinum, Premium Luxury	Except RPO Code NU5, Actual OE	FIJ0051
CT6	Mass Air Flow Sensor	3.0L	Luxury, Platinum, Premium Luxury	w/ 5 Pins, Actual OE, 5 Pins	MAF0034
CT6	Mass Air Flow Sensor	3.6L	Base, Luxury, Platinum, Premium Luxury	Actual OE, 8 Pins	MAF0120
CT6	Mass Air Flow Sensor	3.0L	Luxury, Platinum, Premium Luxury	w/ 8 Pins, Actual OE, 8 Pins	MAF0120

Vehicle	Part Type	Engine Size	Trim	Note(s)	Part Number
<b>2017 Cadillac (cont'd)</b>					
CTS	Fuel Injection Throttle Body	6.2L	V		ETB0067
CTS	Fuel Injector	3.6L	Luxury, Premium, Premium Luxury	LGX, Actual OE	FIJ0049
CTS	Fuel Injector	3.6L	Vsport, Vsport Premium Luxury	Except RPO Code NU5, Turbocharged, Actual OE	FIJ0051
CTS	Ignition Coil	3.6L	Luxury, Premium, Premium Luxury		IGC0173
CTS	Mass Air Flow Sensor	3.6L	Vsport, Vsport Premium Luxury	Front, LF3, Actual OE, 5 Pins	MAF0034
CTS	Mass Air Flow Sensor	3.6L	Luxury, Premium	Actual OE, 8 Pins	MAF0120
CTS	Mass Air Flow Sensor	3.6L	Premium Luxury	LGX, Actual OE, 8 Pins	MAF0120
CTS	Mass Air Flow Sensor	3.6L	Vsport	Rear, Actual OE, 8 Pins	MAF0120
CTS	Mass Air Flow Sensor	3.6L	Vsport Premium Luxury	Rear, LF3, Actual OE, 8 Pins	MAF0120
Escalade	Fuel Injection Throttle Body	6.2L	Base, Luxury, Platinum, Premium, Premium Luxury		ETB0067
Escalade	Mass Air Flow Sensor	6.2L	Base, Luxury, Platinum, Premium, Premium Luxury	Actual OE, 8 Pins	MAF0120
Escalade ESV	Fuel Injection Throttle Body	6.2L	Base, Luxury, Platinum, Premium, Premium Luxury		ETB0067
Escalade ESV	Mass Air Flow Sensor	6.2L	Base, Luxury, Platinum, Premium, Premium Luxury	Actual OE, 8 Pins	MAF0120
XT5	Fuel Injector	3.6L	Base, Luxury, Platinum, Premium, Premium Luxury	Except RPO Code NU5, Actual OE	FIJ0051
XT5	Mass Air Flow Sensor	3.6L	Base, Luxury, Platinum, Premium, Premium Luxury	Actual OE, 8 Pins	MAF0120
XTS	Fuel Injector	3.6L	Base, Livery, Luxury, Platinum, Premium, Premium Luxury	LF3, Actual OE	FIJ0045
XTS	Fuel Injector	3.6L	Vsport Platinum, Vsport Premium Luxury	LF3, Actual OE	FIJ0049
XTS	Ignition Coil	3.6L	Base, Livery, Luxury, Platinum, Premium, Premium Luxury, Vsport Platinum, Vsport Premium Luxury		IGC0173
XTS	Mass Air Flow Sensor	3.6L	Vsport Premium Luxury	w/ 5 Pins, Turbocharged, LF3, GY69, Actual OE, 5 Pins	MAF0034
XTS	Mass Air Flow Sensor	3.6L	Vsport Platinum	w/ 5 Pins, Turbocharged, LF3, GZ69, Actual OE, 5 Pins	MAF0034

Vehicle	Part Type	Engine Size	Trim	Note(s)	Part Number
<b>2017 Cadillac (cont'd)</b>					
XTS	Mass Air Flow Sensor	3.6L	Base, Livery	w/ 8 Pins, GB69, Actual OE, 8 Pins	MAF0120
XTS	Mass Air Flow Sensor	3.6L	Luxury	w/ 8 Pins, GC69, Actual OE, 8 Pins	MAF0120
XTS	Mass Air Flow Sensor	3.6L	Premium	w/ 8 Pins, GD69, Actual OE, 8 Pins	MAF0120
XTS	Mass Air Flow Sensor	3.6L	Platinum	w/ 8 Pins, GE69, Actual OE, 8 Pins	MAF0120
XTS	Mass Air Flow Sensor	3.6L	Premium Luxury	w/ 8 Pins, LFX, GD69, Actual OE, 8 Pins	MAF0120
XTS	Mass Air Flow Sensor	3.6L	Luxury	w/ 8 Pins, LFX, GX69, Actual OE, 8 Pins	MAF0120
XTS	Mass Air Flow Sensor	3.6L	Premium, Premium Luxury	w/ 8 Pins, LFX, GY69, Actual OE, 8 Pins	MAF0120
XTS	Mass Air Flow Sensor	3.6L	Platinum	w/ 8 Pins, LFX, GZ69, Actual OE, 8 Pins	MAF0120
XTS	Mass Air Flow Sensor	3.6L	Vsport Premium Luxury	w/ 8 Pins, Turbocharged, LF3, GY69, Actual OE, 8 Pins	MAF0120
XTS	Mass Air Flow Sensor	3.6L	Vsport Platinum	w/ 8 Pins, Turbocharged, LF3, GZ69, Actual OE, 8 Pins	MAF0120
XTS	Manifold Absolute Pressure Sensor	3.6L	Base, Livery, Luxury, Platinum, Premium, Premium Luxury	Naturally Aspirated	PRS8212-HU
<b>2018 Cadillac</b>					
ATS	Fuel Injector	3.6L	V	LF4, Actual OE	FIJ0049
ATS	Fuel Injector	3.6L	Premium Luxury, Premium Performance	Naturally Aspirated, Actual OE	FIJ0051
ATS	Ignition Coil	3.6L	V		IGC0173
ATS	Mass Air Flow Sensor	3.6L	V	Front, Actual OE, 5 Pins	MAF0034
ATS	Mass Air Flow Sensor	3.6L	Premium Luxury, Premium Performance	Actual OE, 8 Pins	MAF0120
CT6	Fuel Injector	3.0L	Luxury, Platinum, Premium Luxury	Actual OE	FIJ0050
CT6	Fuel Injector	3.6L	Base, Luxury, Platinum, Premium Luxury	Actual OE	FIJ0051
CT6	Mass Air Flow Sensor	3.0L	Luxury, Platinum, Premium Luxury	Actual OE, 5 Pins	MAF0034
CT6	Mass Air Flow Sensor	3.0L, 3.6L	Base, Luxury, Platinum, Premium Luxury	Actual OE, 8 Pins	MAF0120

Vehicle	Part Type	Engine Size	Trim	Note(s)	Part Number
<b>2018 Cadillac (cont'd)</b>					
CTS	Fuel Injection Throttle Body	6.2L	V		ETB0067
CTS	Fuel Injector	3.6L	Vsport, Vsport Premium Luxury	LF3, Actual OE	FIJ0049
CTS	Fuel Injector	3.6L	Luxury, Premium, Premium Luxury	Naturally Aspirated, Actual OE	FIJ0051
CTS	Ignition Coil	3.6L	Vsport, Vsport Premium Luxury		IGC0173
CTS	Mass Air Flow Sensor	3.6L	Vsport, Vsport Premium Luxury	Actual OE, 5 Pins	MAF0034
CTS	Mass Air Flow Sensor	3.6L	Luxury, Premium, Premium Luxury, Vsport, Vsport Premium Luxury	Actual OE, 8 Pins	MAF0120
Escalade	Fuel Injection Throttle Body	6.2L	Base, Luxury, Platinum, Premium Luxury		ETB0067
Escalade	Mass Air Flow Sensor	6.2L	Base, Luxury, Platinum, Premium Luxury	Actual OE, 8 Pins	MAF0120
Escalade ESV	Fuel Injection Throttle Body	6.2L	Base, Luxury, Platinum, Premium, Premium Luxury		ETB0067
Escalade ESV	Mass Air Flow Sensor	6.2L	Base, Luxury, Platinum, Premium, Premium Luxury	Actual OE, 8 Pins	MAF0120
XT5	Mass Air Flow Sensor	3.6L	Base, Luxury, Platinum, Premium, Premium Luxury	Actual OE, 8 Pins	MAF0120
<b>2019 Cadillac</b>					
ATS	Fuel Injector	3.6L	Premium Luxury, Premium Performance	LGX, Coupe, Actual OE	FIJ0051
CT6	Fuel Injector	3.6L	Luxury, Premium Luxury	LGX, Actual OE	FIJ0051
CTS	Fuel Injection Throttle Body	6.2L	V	LT4	ETB0067
CTS	Fuel Injector	3.6L	Luxury, Premium, Premium Luxury	LGX, Sedan, Actual OE	FIJ0051
Escalade	Fuel Injection Throttle Body	6.2L	Base, Luxury, Platinum, Premium Luxury	4WD, L86	ETB0067
Escalade	Fuel Injection Throttle Body	6.2L	Base, Luxury, Platinum, Premium Luxury	RWD, L86	ETB0067
Escalade ESV	Fuel Injection Throttle Body	6.2L	Base, Luxury, Platinum, Premium, Premium Luxury	4WD, L86	ETB0067
Escalade ESV	Fuel Injection Throttle Body	6.2L	Base, Luxury, Platinum, Premium Luxury	RWD, L86	ETB0067
XT5	Fuel Injector	3.6L	Base, Luxury, Platinum, Premium, Premium Luxury	4WD, LGX, Actual OE	FIJ0051
XT5	Fuel Injector	3.6L	Base, Luxury, Premium Luxury	FWD, LGX, Actual OE	FIJ0051
<b>2020 Cadillac</b>					
CT6	Fuel Injector	3.6L	Luxury, Premium Luxury	LGX, Actual OE	FIJ0051
XT5	Fuel Injector	3.6L	Premium Luxury, Sport	4WD, LGX, Actual OE	FIJ0051

Vehicle	Part Type	Engine Size	Trim	Note(s)	Part Number
<b>2020 Cadillac (cont'd)</b>					
XT5	Fuel Injector	3.6L	Luxury, Premium Luxury	FWD, LGX, Actual OE	FIJ0051
XT6	Fuel Injector	3.6L	Premium Luxury, Sport	4WD, LGX, Actual OE	FIJ0051
XT6	Fuel Injector	3.6L	Premium Luxury	FWD, LGX, Actual OE	FIJ0051
<b>1974 Chevrolet</b>					
Bel Air	Ignition Coil	6.6L, 7.4L	Base		IGC0100
Bel Air	Ignition Coil	5.7L	Base	H	IGC0100
Bel Air	Ignition Coil	5.7L	Base	L	IGC0100
Camaro	Ignition Coil	4.1L	Base		IGC0100
Camaro	Ignition Coil	5.7L	Base, LT	L	IGC0100
Caprice	Ignition Coil	4.1L, 6.6L, 7.4L	Classic, Estate		IGC0100
Caprice	Ignition Coil	5.7L	Classic, Estate	H	IGC0100
Caprice	Ignition Coil	5.7L	Classic, Estate	L	IGC0100
Corvette	Ignition Coil	7.4L	Base		IGC0100
Corvette	Ignition Coil	5.7L	Base	J	IGC0100
Corvette	Ignition Coil	5.7L	Base	L	IGC0100
Corvette	Ignition Coil	5.7L	Base	T	IGC0100
El Camino	Ignition Coil	4.1L, 5.7L, 6.6L, 7.4L	Base, Custom, SS		IGC0100
Impala	Ignition Coil	6.6L, 7.4L	Base		IGC0100
Impala	Ignition Coil	5.7L	Base	H	IGC0100
Impala	Ignition Coil	5.7L	Base	K	IGC0100
Impala	Ignition Coil	5.7L	Base	L	IGC0100
Laguna	Ignition Coil	5.7L, 6.6L, 7.4L	Base, Type S-3		IGC0100
Malibu	Ignition Coil	4.1L, 5.7L, 6.6L, 7.4L	Base, Classic, Estate		IGC0100
Monte Carlo	Ignition Coil	5.7L, 6.6L, 7.4L	Base, Landau		IGC0100
Nova	Ignition Coil	5.7L	Base, Custom	H	IGC0100
Nova	Ignition Coil	5.7L	Base, Custom	J	IGC0100
Nova	Ignition Coil	5.7L	Base, Custom	K	IGC0100
Nova	Ignition Coil	5.7L	Base, Custom	L	IGC0100
<b>1975 Chevrolet</b>					
Bel Air	Ignition Coil	6.6L, 7.4L	Base		IGC0100
Bel Air	Ignition Coil	5.7L	Base	L	IGC0100
C10	Ignition Coil	5.7L, 7.4L	Cheyenne, Custom, Custom Deluxe, Scottsdale, Silverado		IGC0100
C10 Suburban	Ignition Coil	5.7L, 7.4L	Custom Deluxe, Scottsdale, Silverado		IGC0100

Vehicle	Part Type	Engine Size	Trim	Note(s)	Part Number
<b>1975 Chevrolet (cont'd)</b>					
C20	Ignition Coil	5.7L, 7.4L	Cheyenne, Custom Deluxe, Scottsdale, Silverado		IGC0100
C20 Suburban	Ignition Coil	5.7L, 7.4L	Custom Deluxe, Scottsdale, Silverado		IGC0100
C30	Ignition Coil	5.7L, 7.4L	Base, Cheyenne, Custom Deluxe, Scottsdale, Silverado		IGC0100
Camaro	Ignition Coil	5.7L	Base, LT, RS	L	IGC0100
Caprice	Ignition Coil	6.6L, 7.4L	Classic, Classic Sport, Estate Wagon		IGC0100
Caprice	Ignition Coil	5.7L	Classic, Classic Sport	L	IGC0100
Corvette	Ignition Coil	5.7L	Stingray		IGC0100
El Camino	Ignition Coil	6.6L, 7.4L	Base, Classic, SS		IGC0100
El Camino	Ignition Coil	5.7L	Base, Classic, SS	L	IGC0100
G10	Ignition Coil	5.7L	Beauville, Chevy Van, Sportvan		IGC0100
G20	Ignition Coil	5.7L, 6.6L	Beauville, Chevy Van, Sportvan		IGC0100
G30	Ignition Coil	5.7L, 6.6L, 7.4L	Beauville, Chevy Van, Hi-Cube, Sportvan		IGC0100
Impala	Ignition Coil	5.7L, 6.6L, 7.4L	Base, Custom, Sport		IGC0100
K5 Blazer	Ignition Coil	5.7L, 6.6L	Cheyenne, Custom Deluxe		IGC0100
K10	Ignition Coil	5.7L, 6.6L	Cheyenne, Custom Deluxe, Scottsdale, Silverado		IGC0100
K10 Suburban	Ignition Coil	5.7L, 6.6L	Custom Deluxe, Scottsdale, Silverado		IGC0100
K20	Ignition Coil	5.7L, 6.6L	Cheyenne, Custom Deluxe, Scottsdale, Silverado		IGC0100
K20 Suburban	Ignition Coil	5.7L, 6.6L	Custom Deluxe, Scottsdale, Silverado		IGC0100
Laguna	Ignition Coil	5.7L, 6.6L, 7.4L	Base, S3		IGC0100
Malibu	Ignition Coil	5.7L, 6.6L, 7.4L	Base, Classic, Classic Estate		IGC0100
Monte Carlo	Ignition Coil	6.6L, 7.4L	S		IGC0100
Monte Carlo	Ignition Coil	5.7L	S	L	IGC0100
Monza	Ignition Coil	2.3L, 4.3L	2+2, S		IGC0100
Nova	Ignition Coil	4.3L, 5.7L	Base, Custom, LN, Police		IGC0100
P10	Ignition Coil	5.7L	Base, Step-Van		IGC0100
P20	Ignition Coil	5.7L	Base, Step-Van		IGC0100
P30	Ignition Coil	5.7L, 7.4L	Base, Step-Van		IGC0100

Vehicle	Part Type	Engine Size	Trim	Note(s)	Part Number
<b>1976 Chevrolet</b>					
C10	Ignition Coil	5.7L, 6.6L, 7.4L	Cheyenne, Custom, Custom Deluxe, Scottsdale, Silverado		IGC0100
C10 Suburban	Ignition Coil	7.4L	Custom Deluxe, Scottsdale, Silverado		IGC0100
C10 Suburban	Ignition Coil	5.7L	Custom Deluxe, Scottsdale, Silverado	L	IGC0100
C20	Ignition Coil	6.6L, 7.4L	Cheyenne, Custom Deluxe, Scottsdale, Silverado		IGC0100
C20	Ignition Coil	5.7L	Cheyenne, Custom Deluxe, Scottsdale, Silverado	L	IGC0100
C20 Suburban	Ignition Coil	6.6L, 7.4L	Custom Deluxe, Scottsdale, Silverado		IGC0100
C20 Suburban	Ignition Coil	5.7L	Custom Deluxe, Scottsdale, Silverado	L	IGC0100
C30	Ignition Coil	5.7L, 6.6L, 7.4L	Base, Cheyenne, Custom Deluxe, Scottsdale, Silverado		IGC0100
Camaro	Ignition Coil	5.0L, 5.7L	Base, LT, LT Rally Sport, Rally Sport		IGC0100
Caprice	Ignition Coil	6.6L, 7.4L	Classic, Classic Estate, Classic Landau, Classic Sport		IGC0100
Caprice	Ignition Coil	5.7L	Classic, Classic Landau, Classic Sport	L	IGC0100
Corvette	Ignition Coil	5.7L	Stingray	L	IGC0100
El Camino	Ignition Coil	5.0L, 6.6L	Base, Classic, SS		IGC0100
El Camino	Ignition Coil	5.7L	Base, Classic, SS	L	IGC0100
G10	Ignition Coil	6.6L	Beauville, Chevy Van, Sportvan		IGC0100
G10	Ignition Coil	5.7L	Beauville, Chevy Van, Sportvan	L	IGC0100
G20	Ignition Coil	6.6L, 7.4L	Beauville, Chevy Van, Sportvan		IGC0100
G20	Ignition Coil	5.7L	Beauville, Chevy Van, Sportvan	L	IGC0100
G30	Ignition Coil	6.6L, 7.4L	Beauville, Chevy Van, Hi-Cube, Sportvan		IGC0100
G30	Ignition Coil	5.7L	Beauville, Chevy Van, Hi-Cube, Sportvan	L	IGC0100
Impala	Ignition Coil	6.6L, 7.4L	Base, Custom, Custom Landau, S, Sport		IGC0100
Impala	Ignition Coil	5.7L	Base, Custom, Custom Landau, S, Sport	L	IGC0100
K5 Blazer	Ignition Coil	5.7L, 6.6L, 7.4L	Base, Cheyenne		IGC0100

Vehicle	Part Type	Engine Size	Trim	Note(s)	Part Number
<b>1976 Chevrolet (cont'd)</b>					
K10	Ignition Coil	6.6L, 7.4L	Cheyenne, Custom Deluxe, Scottsdale, Silverado		IGC0100
K10	Ignition Coil	5.7L	Cheyenne, Custom Deluxe, Scottsdale, Silverado	L	IGC0100
K10 Suburban	Ignition Coil	6.6L	Custom Deluxe, Scottsdale, Silverado		IGC0100
K10 Suburban	Ignition Coil	5.7L	Custom Deluxe, Scottsdale, Silverado	L	IGC0100
K20	Ignition Coil	6.6L, 7.4L	Cheyenne, Custom Deluxe, Scottsdale, Silverado		IGC0100
K20	Ignition Coil	5.7L	Cheyenne, Custom Deluxe, Scottsdale, Silverado	L	IGC0100
K20 Suburban	Ignition Coil	6.6L	Custom Deluxe, Scottsdale, Silverado		IGC0100
K20 Suburban	Ignition Coil	5.7L	Custom Deluxe, Scottsdale, Silverado	L	IGC0100
Laguna	Ignition Coil	5.0L, 5.7L, 6.6L	S3		IGC0100
Malibu	Ignition Coil	5.0L, 6.6L	Base, Classic, Classic Estate, Classic Landau, Landau		IGC0100
Malibu	Ignition Coil	5.7L	Base, Classic, Classic Estate, Classic Landau, Landau	L	IGC0100
Monte Carlo	Ignition Coil	5.0L, 6.6L	Landau, S		IGC0100
Monte Carlo	Ignition Coil	5.7L	Landau, S	L	IGC0100
Monza	Ignition Coil	2.3L, 4.3L, 5.0L	2+2, 2+2 Spyder, Base, Towne Coupe, Towne Coupe Cabriolet, Towne Coupe Sport, Towne Coupe Spyder		IGC0100
Nova	Ignition Coil	5.0L, 5.7L	Base, Concours, Police, SS		IGC0100
P20	Ignition Coil	5.7L	Base, Step-Van		IGC0100
P30	Ignition Coil	5.7L, 6.6L, 7.4L	Base, Step-Van		IGC0100
<b>1977 Chevrolet</b>					
C10	Ignition Coil	5.0L, 5.7L, 6.6L, 7.4L	Cheyenne, Custom, Custom Deluxe, Scottsdale, Silverado		IGC0100
C10 Suburban	Ignition Coil	5.0L, 7.4L	Custom Deluxe, Scottsdale, Silverado		IGC0100
C10 Suburban	Ignition Coil	5.7L	Custom Deluxe, Scottsdale, Silverado	L	IGC0100



Vehicle	Part Type	Engine Size	Trim	Note(s)	Part Number
<b>1977 Chevrolet (cont'd)</b>					
C20	Ignition Coil	5.0L, 6.6L, 7.4L	Cheyenne, Custom Deluxe, Scottsdale, Silverado		IGC0100
C20	Ignition Coil	5.7L	Cheyenne, Custom Deluxe, Scottsdale, Silverado	L	IGC0100
C20 Suburban	Ignition Coil	5.0L, 6.6L, 7.4L	Custom Deluxe, Scottsdale, Silverado		IGC0100
C20 Suburban	Ignition Coil	5.7L	Custom Deluxe, Scottsdale, Silverado	L	IGC0100
C30	Ignition Coil	5.7L, 6.6L, 7.4L	Base, Cheyenne, Custom Deluxe, Scottsdale, Silverado		IGC0100
C50	Ignition Coil	7.0L	Base		IGC0100
Camaro	Ignition Coil	5.0L, 5.7L	Base, LT, LT Rally Sport, Rally Sport, Z28		IGC0100
Caprice	Ignition Coil	5.0L, 5.7L	Classic, Classic Estate, Classic Landau		IGC0100
Corvette	Ignition Coil	5.7L	Base	L	IGC0100
El Camino	Ignition Coil	5.0L, 5.7L	Base, Classic, Conquista, SS		IGC0100
G10	Ignition Coil	5.0L	Beauville, Chevy Van, Sportvan		IGC0100
G10	Ignition Coil	5.7L	Beauville, Chevy Van, Sportvan	L	IGC0100
G20	Ignition Coil	6.6L	Beauville, Chevy Van, Sportvan		IGC0100
G20	Ignition Coil	5.7L	Beauville, Chevy Van, Sportvan	L	IGC0100
G30	Ignition Coil	6.6L	Beauville, Chevy Van, Hi-Cube, Sportvan		IGC0100
G30	Ignition Coil	5.7L	Beauville, Chevy Van, Hi-Cube, Sportvan	L	IGC0100
Impala	Ignition Coil	5.0L, 5.7L	Base, Custom, Landau		IGC0100
K5 Blazer	Ignition Coil	5.0L, 5.7L, 6.6L, 7.4L	Cheyenne, Custom Deluxe		IGC0100
K10	Ignition Coil	5.0L, 6.6L	Cheyenne, Custom Deluxe, Scottsdale, Silverado		IGC0100
K10	Ignition Coil	5.7L	Cheyenne, Custom Deluxe, Scottsdale, Silverado	L	IGC0100
K10 Suburban	Ignition Coil	5.0L, 6.6L	Custom Deluxe, Scottsdale, Silverado		IGC0100
K10 Suburban	Ignition Coil	5.7L	Custom Deluxe, Scottsdale, Silverado	L	IGC0100
K20	Ignition Coil	5.0L, 6.6L, 7.4L	Cheyenne, Custom Deluxe, Scottsdale, Silverado		IGC0100

Vehicle	Part Type	Engine Size	Trim	Note(s)	Part Number
<b>1977 Chevrolet (cont'd)</b>					
K20	Ignition Coil	5.7L	Cheyenne, Custom Deluxe, Scottsdale, Silverado	L	IGC0100
K20 Suburban	Ignition Coil	5.0L, 6.6L	Custom Deluxe, Scottsdale, Silverado		IGC0100
K20 Suburban	Ignition Coil	5.7L	Custom Deluxe, Scottsdale, Silverado	L	IGC0100
K30	Ignition Coil	5.7L, 6.6L, 7.4L	Cheyenne, Custom Deluxe, Scottsdale, Silverado		IGC0100
Malibu	Ignition Coil	5.0L, 5.7L	Base, Classic, Classic Landau, Classic Sport, Sport		IGC0100
Monte Carlo	Ignition Coil	5.0L, 5.7L	S		IGC0100
Monza	Ignition Coil	2.3L, 5.0L	2+2, 2+2 Spyder, Mirage, Towne Coupe, Towne Coupe Cabriolet, Towne Coupe Sport		IGC0100
Nova	Ignition Coil	5.0L, 5.7L	Base, Concours, Police, Rally		IGC0100
P10	Ignition Coil	5.7L, 6.6L	Base, Step-Van		IGC0100
P20	Ignition Coil	5.7L	Base, Step-Van		IGC0100
P30	Ignition Coil	5.7L, 7.4L	Base, Step-Van		IGC0100
<b>1978 Chevrolet</b>					
C10	Ignition Coil	4.1L, 5.0L, 5.7L, 6.6L, 7.4L	Big Ten, Cheyenne, Custom, Custom Deluxe, Scottsdale, Silverado		IGC0100
C10 Suburban	Ignition Coil	4.1L, 5.0L, 7.4L	Custom Deluxe, Scottsdale, Silverado		IGC0100
C10 Suburban	Ignition Coil	5.7L	Custom Deluxe, Scottsdale, Silverado	L	IGC0100
C20	Ignition Coil	4.1L, 5.0L, 6.6L, 7.4L	Cheyenne, Custom Deluxe, Scottsdale, Silverado		IGC0100
C20	Ignition Coil	5.7L	Cheyenne, Custom Deluxe, Scottsdale, Silverado	L	IGC0100
C20 Suburban	Ignition Coil	5.0L, 6.6L, 7.4L	Custom Deluxe, Scottsdale		IGC0100
C20 Suburban	Ignition Coil	5.7L	Custom Deluxe, Scottsdale	L	IGC0100
C30	Ignition Coil	4.1L, 5.0L, 5.7L, 6.6L, 7.4L	Base, Cheyenne, Custom Deluxe, Scottsdale, Silverado		IGC0100
C50	Ignition Coil	7.0L	Base		IGC0100
Camaro	Ignition Coil	4.1L, 5.0L, 5.7L	Base, LT, LT Rally Sport, Rally Sport, Z28		IGC0100
Caprice	Ignition Coil	4.1L, 5.0L, 5.7L	Classic, Classic Estate, Classic Landau		IGC0100

Vehicle	Part Type	Engine Size	Trim	Note(s)	Part Number
<b>1978 Chevrolet (cont'd)</b>					
Corvette	Ignition Coil	5.7L	Base, Silver Anniversary Edition	L	IGC0100
El Camino	Ignition Coil	3.3L, 5.0L, 5.7L	Base, Conquista, SS		IGC0100
G10	Ignition Coil	4.1L, 5.0L	Beauville, Chevy Van, Sportvan		IGC0100
G10	Ignition Coil	5.7L	Beauville, Chevy Van, Sportvan	L	IGC0100
G20	Ignition Coil	4.8L, 6.6L	Beauville, Chevy Van, Nomad, Sportvan		IGC0100
G20	Ignition Coil	5.7L	Beauville, Chevy Van, Nomad, Sportvan	L	IGC0100
G30	Ignition Coil	4.1L, 4.8L, 5.0L, 6.6L	Beauville, Chevy Van, Hi-Cube, Sportvan		IGC0100
G30	Ignition Coil	5.7L	Beauville, Chevy Van, Hi-Cube, Sportvan	L	IGC0100
Impala	Ignition Coil	4.1L, 5.0L, 5.7L	Base, Landau		IGC0100
K5 Blazer	Ignition Coil	4.1L, 5.0L, 5.7L, 6.6L, 7.4L	Cheyenne, Custom Deluxe, Silverado		IGC0100
K10	Ignition Coil	4.1L, 5.0L, 6.6L	Cheyenne, Custom Deluxe, Scottsdale, Silverado		IGC0100
K10	Ignition Coil	5.7L	Cheyenne, Custom Deluxe, Scottsdale, Silverado	L	IGC0100
K10 Suburban	Ignition Coil	4.1L, 5.0L, 6.6L	Custom Deluxe, Scottsdale		IGC0100
K10 Suburban	Ignition Coil	5.7L	Custom Deluxe, Scottsdale	L	IGC0100
K20	Ignition Coil	4.1L, 5.0L, 6.6L, 7.4L	Cheyenne, Custom Deluxe, Scottsdale, Silverado		IGC0100
K20	Ignition Coil	5.7L	Cheyenne, Custom Deluxe, Scottsdale, Silverado	L	IGC0100
K20 Suburban	Ignition Coil	5.0L, 6.6L	Custom Deluxe, Scottsdale		IGC0100
K20 Suburban	Ignition Coil	5.7L	Custom Deluxe, Scottsdale	L	IGC0100
K30	Ignition Coil	5.7L, 6.6L	Cheyenne, Custom Deluxe, Scottsdale, Silverado		IGC0100
Malibu	Ignition Coil	3.3L, 5.0L, 5.7L	Base, Classic, Classic Estate, Classic Landau		IGC0100
Monte Carlo	Ignition Coil	3.3L, 5.0L	Landau, Sport		IGC0100
Monza	Ignition Coil	2.5L, 3.2L, 3.8L, 5.0L	2+2, 2+2 Sport, 2+2 Spyder, Base, S, Sport		IGC0100
Nova	Ignition Coil	4.1L, 5.0L, 5.7L	Base, Custom, Police, Rally		IGC0100
P10	Ignition Coil	4.8L, 5.7L	Base, Step-Van		IGC0100

Vehicle	Part Type	Engine Size	Trim	Note(s)	Part Number
<b>1978 Chevrolet (cont'd)</b>					
P20	Ignition Coil	4.8L, 5.7L	Base, Step-Van		IGC0100
P30	Ignition Coil	4.8L, 5.7L, 7.4L	Base, Step-Van		IGC0100
<b>1979 Chevrolet</b>					
C10	Ignition Coil	4.1L, 5.0L, 5.7L, 6.6L, 7.4L	Big Ten, Cheyenne, Custom, Custom Deluxe, Scottsdale, Silverado		IGC0100
C10 Suburban	Ignition Coil	4.1L, 5.0L, 5.7L, 7.4L	Custom Deluxe, Scottsdale, Silverado		IGC0100
C20	Ignition Coil	4.1L, 6.6L, 7.4L	Cheyenne, Custom Deluxe, Scottsdale, Silverado		IGC0100
C20	Ignition Coil	5.7L	Cheyenne, Custom Deluxe, Scottsdale, Silverado	L	IGC0100
C20 Suburban	Ignition Coil	5.0L, 6.6L, 7.4L	Custom Deluxe, Scottsdale, Silverado		IGC0100
C20 Suburban	Ignition Coil	5.7L	Custom Deluxe, Scottsdale, Silverado	L	IGC0100
C30	Ignition Coil	4.1L, 5.7L, 7.4L	Base, Cheyenne, Custom Deluxe, Scottsdale, Silverado		IGC0100
Camaro	Ignition Coil	4.1L, 5.0L, 5.7L	Base, Berlinetta, Rally Sport, Z28		IGC0100
Caprice	Ignition Coil	4.1L, 5.0L, 5.7L	Classic, Classic Landau, Classic Sport, Landau		IGC0100
Corvette	Ignition Coil	5.7L	Base		IGC0100
Corvette	Ignition Coil	5.7L	Base	L	IGC0100
El Camino	Ignition Coil	3.3L, 4.4L, 5.0L, 5.7L	Base, Royal Knight, SS		IGC0100
G10	Ignition Coil	4.1L, 5.0L	Beauville, Chevy Van, Sportvan		IGC0100
G10	Ignition Coil	5.7L	Beauville, Chevy Van, Sportvan	L	IGC0100
G20	Ignition Coil	6.6L	Beauville, Chevy Van, Nomad, Sportvan		IGC0100
G20	Ignition Coil	5.7L	Beauville, Chevy Van, Nomad, Sportvan	L	IGC0100
G30	Ignition Coil	4.1L, 5.0L, 6.6L	Beauville, Chevy Van, Hi-Cube, Sportvan		IGC0100
G30	Ignition Coil	5.7L	Beauville, Chevy Van, Hi-Cube, Sportvan	L	IGC0100
Impala	Ignition Coil	4.1L, 5.0L, 5.7L	Base, Landau, Sport		IGC0100
K5 Blazer	Ignition Coil	4.1L, 5.0L, 5.7L, 6.6L	Cheyenne, Custom Deluxe		IGC0100
K10	Ignition Coil	4.1L, 6.6L	Cheyenne, Custom Deluxe, Scottsdale, Silverado		IGC0100

Vehicle	Part Type	Engine Size	Trim	Note(s)	Part Number
<b>1979 Chevrolet (cont'd)</b>					
K10	Ignition Coil	5.7L	Cheyenne, Custom Deluxe, Scottsdale, Silverado	L	IGC0100
K10 Suburban	Ignition Coil	4.1L, 5.0L, 6.6L	Custom Deluxe, Scottsdale, Silverado		IGC0100
K10 Suburban	Ignition Coil	5.7L	Custom Deluxe, Scottsdale, Silverado	L	IGC0100
K20	Ignition Coil	4.1L, 6.6L	Cheyenne, Custom Deluxe, Scottsdale, Silverado		IGC0100
K20	Ignition Coil	5.7L	Cheyenne, Custom Deluxe, Scottsdale, Silverado	L	IGC0100
K20 Suburban	Ignition Coil	6.6L	Custom Deluxe, Scottsdale, Silverado		IGC0100
K20 Suburban	Ignition Coil	5.7L	Custom Deluxe, Scottsdale, Silverado	L	IGC0100
K30	Ignition Coil	5.7L, 6.6L	Cheyenne, Custom Deluxe, Scottsdale, Silverado		IGC0100
Malibu	Ignition Coil	3.3L, 4.4L, 5.0L, 5.7L	Base, Classic, Classic Estate, Classic Landau, Classic Sport, Estate, Landau, Police, Sport		IGC0100
Monte Carlo	Ignition Coil	3.3L, 4.4L, 5.0L	Base, Landau		IGC0100
Monza	Ignition Coil	2.5L, 3.2L, 3.8L, 5.0L	2+2, 2+2 Sport, 2+2 Spyder, Base, S		IGC0100
Nova	Ignition Coil	4.1L, 5.0L, 5.7L	Base, Custom, Rally		IGC0100
P10	Ignition Coil	5.0L	Base, Step-Van		IGC0100
P20	Ignition Coil	5.7L, 7.4L	Base, Step-Van		IGC0100
P30	Ignition Coil	4.1L, 5.7L, 7.4L	Base, Step-Van		IGC0100
<b>1980 Chevrolet</b>					
B60	Ignition Coil	5.7L, 6.0L, 7.0L	B6P042		IGC0100
C10	Ignition Coil	4.1L, 5.0L, 5.7L, 6.6L, 7.4L	Big Ten, Cheyenne, Custom, Custom Deluxe, Scottsdale, Silverado		IGC0100
C10 Suburban	Ignition Coil	4.1L, 7.4L	Custom Deluxe, Scottsdale, Silverado		IGC0100
C10 Suburban	Ignition Coil	5.7L	Custom Deluxe, Scottsdale, Silverado	L	IGC0100
C10 Suburban	Ignition Coil	5.7L	Custom Deluxe, Scottsdale, Silverado	M	IGC0100
C20	Ignition Coil	4.1L, 6.6L, 7.4L	Cheyenne, Custom Deluxe, Scottsdale, Silverado		IGC0100

Vehicle	Part Type	Engine Size	Trim	Note(s)	Part Number
<b>1980 Chevrolet (cont'd)</b>					
C20	Ignition Coil	5.7L	Cheyenne, Custom Deluxe, Scottsdale, Silverado	L	IGC0100
C20	Ignition Coil	5.7L	Cheyenne, Custom Deluxe, Scottsdale, Silverado	M	IGC0100
C20 Suburban	Ignition Coil	6.6L, 7.4L	Custom Deluxe, Scottsdale, Silverado		IGC0100
C20 Suburban	Ignition Coil	5.7L	Custom Deluxe, Scottsdale, Silverado	L	IGC0100
C20 Suburban	Ignition Coil	5.7L	Custom Deluxe, Scottsdale, Silverado	M	IGC0100
C30	Ignition Coil	4.1L, 5.7L, 7.4L	Base, Cheyenne, Custom Deluxe, Scottsdale, Silverado		IGC0100
C50	Ignition Coil	4.8L, 5.7L	C5D042		IGC0100
C60	Ignition Coil	4.8L, 5.7L, 6.0L	C6D042, C6D062		IGC0100
C70	Ignition Coil	10.4L, 6.0L, 7.0L, 7.4L, 8.2L, 9.1L	C7D042, C7D064		IGC0100
Camaro	Ignition Coil	3.8L, 4.4L, 5.0L, 5.7L	Base, Berlinetta, Rally Sport, Z28		IGC0100
Caprice	Ignition Coil	3.8L, 4.4L, 5.0L, 5.7L	Base, Classic, Classic Landau, Classic Sport		IGC0100
Citation	Ignition Coil	2.5L, 2.8L	Base, Club, Custom, X-11		IGC0100
Corvette	Ignition Coil	5.0L	Base		IGC0100
Corvette	Ignition Coil	5.7L	Base	6	IGC0100
El Camino	Ignition Coil	3.8L, 4.4L, 5.0L	Base, Royal Knight, SS		IGC0100
G10	Ignition Coil	4.1L, 5.0L, 5.7L	Beauville, Chevy Van, Sportvan		IGC0100
G20	Ignition Coil	5.0L, 5.7L, 6.6L	Beauville, Chevy Van, Nomad, Sportvan		IGC0100
G30	Ignition Coil	5.7L, 6.6L	Beauville, Chevy Van, Hi-Cube, Sportvan		IGC0100
Impala	Ignition Coil	3.8L, 4.4L, 5.0L, 5.7L	Base, Sport		IGC0100
K5 Blazer	Ignition Coil	4.1L, 5.0L, 5.7L	Cheyenne, Custom Deluxe, Silverado		IGC0100
K10	Ignition Coil	4.1L, 5.7L, 6.6L, 7.4L	Cheyenne, Custom Deluxe, Scottsdale, Silverado		IGC0100
K10 Suburban	Ignition Coil	4.1L, 5.7L	Custom Deluxe, Scottsdale, Silverado		IGC0100
K20	Ignition Coil	4.1L, 5.7L, 6.6L	Cheyenne, Custom Deluxe, Scottsdale, Silverado		IGC0100

Vehicle	Part Type	Engine Size	Trim	Note(s)	Part Number
<b>1980 Chevrolet (cont'd)</b>					
K20 Suburban	Ignition Coil	5.7L, 6.6L	Custom Deluxe, Scottsdale, Silverado		IGC0100
K30	Ignition Coil	5.7L, 6.6L, 7.4L	Cheyenne, Custom Deluxe, Scottsdale, Silverado		IGC0100
Malibu	Ignition Coil	3.8L, 4.4L, 5.0L, 5.7L	Base, Classic, Classic Estate, Classic Landau, Classic Sport, Estate, Sport		IGC0100
Monte Carlo	Ignition Coil	3.8L, 4.4L, 5.0L	Landau, Sport		IGC0100
Monza	Ignition Coil	2.5L, 3.8L	2+2, 2+2 Sport, 2+2 Spyder, Base, Spyder		IGC0100
P20	Ignition Coil	5.7L	Base, Step-Van		IGC0100
P30	Ignition Coil	5.7L, 7.4L	Base, Step-Van		IGC0100
<b>1981 Chevrolet</b>					
B60	Ignition Coil	5.7L, 6.0L, 7.0L	B6P042		IGC0100
Bel Air	Ignition Coil	4.4L, 5.0L	Base		IGC0100
C10	Ignition Coil	4.1L, 4.8L, 5.7L	Cheyenne, Custom, Deluxe, Scottsdale, Silverado		IGC0100
C10	Ignition Coil	5.0L	Cheyenne, Custom, Deluxe, Silverado	H	IGC0100
C10 Suburban	Ignition Coil	5.7L	Custom, Deluxe		IGC0100
C10 Suburban	Ignition Coil	5.0L	Custom, Deluxe	H	IGC0100
C20	Ignition Coil	4.1L, 5.0L, 5.7L, 7.4L	Cheyenne, Custom, Deluxe, Scottsdale, Silverado		IGC0100
C20 Suburban	Ignition Coil	5.0L, 5.7L, 7.4L	Custom, Deluxe		IGC0100
C30	Ignition Coil	5.7L, 7.4L	Base, Cheyenne, Custom, Deluxe, Scottsdale, Silverado		IGC0100
C50	Ignition Coil	4.8L, 5.7L	C5D042		IGC0100
C60	Ignition Coil	4.8L, 5.7L, 6.0L	C6D042, C6D062		IGC0100
C70	Ignition Coil	10.4L, 6.0L, 7.0L, 8.2L, 9.1L	C7D042, C7D044, C7D064		IGC0100
Camaro	Ignition Coil	3.8L, 4.4L, 5.0L, 5.7L	Berlinetta, Sport, Z28		IGC0100
Caprice	Ignition Coil	3.8L, 4.4L, 5.0L, 5.7L	Base, Classic, Classic Estate, Classic Landau		IGC0100
Citation	Ignition Coil	2.5L, 2.8L	Base, X-11		IGC0100
Corvette	Ignition Coil	5.7L	Base		IGC0100
El Camino	Ignition Coil	3.8L, 4.4L, 5.0L	Base, Conquista, Royal Knight, SS		IGC0100

Vehicle	Part Type	Engine Size	Trim	Note(s)	Part Number
<b>1981 Chevrolet (cont'd)</b>					
G10	Ignition Coil	4.1L, 5.7L	Beauville, Bonaventure, Chevy Van, Sportvan		IGC0100
G10	Ignition Coil	5.0L	Beauville, Bonaventure, Chevy Van, Sportvan	H	IGC0100
G20	Ignition Coil	4.1L, 5.7L	Beauville, Chevy Van, Nomad, Sportvan		IGC0100
G20	Ignition Coil	5.0L	Beauville, Chevy Van, Nomad, Sportvan	H	IGC0100
G30	Ignition Coil	4.1L, 5.7L	Beauville, Chevy Van, Hi-Cube, Sportvan		IGC0100
Impala	Ignition Coil	3.8L, 4.4L, 5.0L	Base, Estate		IGC0100
Impala	Ignition Coil	5.7L	Base, Estate	L	IGC0100
K5 Blazer	Ignition Coil	4.1L, 5.7L	Custom, Deluxe, Silverado		IGC0100
K5 Blazer	Ignition Coil	5.0L	Custom, Deluxe, Silverado	H	IGC0100
K10	Ignition Coil	4.1L, 5.0L, 5.7L	Cheyenne, Custom, Deluxe, Scottsdale, Silverado		IGC0100
K10 Suburban	Ignition Coil	5.0L, 5.7L	Custom, Deluxe		IGC0100
K20	Ignition Coil	5.7L	Cheyenne, Custom, Deluxe, Scottsdale, Silverado		IGC0100
K20 Suburban	Ignition Coil	5.7L	Custom, Deluxe		IGC0100
K30	Ignition Coil	5.7L, 7.4L	Cheyenne, Custom, Deluxe, Scottsdale, Silverado		IGC0100
Malibu	Ignition Coil	3.8L, 4.4L, 5.0L, 5.7L	Base, Classic, Classic Landau		IGC0100
Monte Carlo	Ignition Coil	3.8L	Base, Landau		IGC0100
P20	Ignition Coil	5.7L	Base, Step-Van		IGC0100
P30	Ignition Coil	5.7L, 7.4L	Base, Step-Van		IGC0100
<b>1982 Chevrolet</b>					
B60	Ignition Coil	5.7L, 6.0L, 7.0L	B6P042		IGC0100
C10	Ignition Coil	4.1L, 5.7L	Custom, Scottsdale, Silverado		IGC0100
C10	Ignition Coil	5.0L	Custom, Scottsdale, Silverado	H	IGC0100
C10 Suburban	Ignition Coil	5.7L	Custom, Scottsdale, Silverado		IGC0100
C10 Suburban	Ignition Coil	5.0L	Custom, Scottsdale, Silverado	H	IGC0100
C20	Ignition Coil	4.1L, 4.8L, 5.0L, 5.7L, 7.4L	Custom, Scottsdale, Silverado		IGC0100
C20 Suburban	Ignition Coil	4.8L, 5.0L, 5.7L, 7.4L	Custom, Scottsdale, Silverado		IGC0100



Vehicle	Part Type	Engine Size	Trim	Note(s)	Part Number
<b>1982 Chevrolet (cont'd)</b>					
C30	Ignition Coil	4.1L, 4.8L, 5.7L, 7.4L	Base, Custom, Scottsdale, Silverado		IGC0100
C50	Ignition Coil	4.8L, 5.7L	C5D042		IGC0100
C60	Ignition Coil	4.8L, 5.7L, 6.0L	C6D042, C6D062		IGC0100
C70	Ignition Coil	10.4L, 6.0L, 6.1L, 7.0L, 8.2L, 9.1L	C7D042, C7D044, C7D064		IGC0100
Camaro	Ignition Coil	5.0L	Berlinetta, Sport, Z28, Z28 Indianapolis 500 Pace Car		IGC0100
Caprice	Ignition Coil	3.8L, 4.4L, 5.0L, 5.7L	Base, Classic, Classic Estate		IGC0100
Celebrity	Ignition Coil	2.8L	Base, CL, CS		IGC0100
Citation	Ignition Coil	2.8L	Base, X-11		IGC0100
El Camino	Ignition Coil	3.8L, 4.4L, 5.0L	Base, Conquista, SS		IGC0100
G10	Ignition Coil	4.1L, 5.7L	Beauville, Bonaventure, Chevy Van, Sportvan		IGC0100
G10	Ignition Coil	5.0L	Beauville, Bonaventure, Chevy Van, Sportvan	H	IGC0100
G20	Ignition Coil	4.1L, 5.7L	Beauville, Chevy Van, Sportvan		IGC0100
G20	Ignition Coil	5.0L	Beauville, Chevy Van, Sportvan	H	IGC0100
G30	Ignition Coil	4.1L, 5.7L	Beauville, Chevy Van, Hi-Cube, Sportvan		IGC0100
G30	Ignition Coil	5.0L	Beauville, Chevy Van, Hi-Cube	F	IGC0100
Impala	Ignition Coil	3.8L, 4.4L, 5.0L	Base, Estate		IGC0100
Impala	Ignition Coil	5.7L	Base, Estate	L	IGC0100
K5 Blazer	Ignition Coil	4.1L, 5.7L	Custom, Silverado		IGC0100
K5 Blazer	Ignition Coil	5.0L	Custom, Silverado	H	IGC0100
K10	Ignition Coil	4.1L, 5.0L, 5.7L	Custom, Scottsdale, Silverado		IGC0100
K10 Suburban	Ignition Coil	5.7L	Custom, Scottsdale, Silverado		IGC0100
K20	Ignition Coil	4.8L, 5.7L	Custom, Scottsdale, Silverado		IGC0100
K20 Suburban	Ignition Coil	4.8L, 5.7L	Custom, Scottsdale, Silverado		IGC0100
K30	Ignition Coil	4.8L, 5.7L, 7.4L	Custom, Scottsdale, Silverado		IGC0100
Malibu	Ignition Coil	3.8L, 4.4L, 5.0L	Classic		IGC0100
Monte Carlo	Ignition Coil	3.8L, 4.4L, 5.0L, 5.7L	Base		IGC0100
P20	Ignition Coil	5.7L	Base, Step-Van		IGC0100

Vehicle	Part Type	Engine Size	Trim	Note(s)	Part Number
<b>1982 Chevrolet (cont'd)</b>					
P30	Ignition Coil	4.8L, 5.7L, 7.4L	Base, Step-Van		IGC0100
<b>1983 Chevrolet</b>					
B60	Ignition Coil	5.7L, 6.0L, 7.0L	B6P042		IGC0100
C10	Ignition Coil	4.1L, 5.7L	Custom, Scottsdale, Silverado		IGC0100
C10	Ignition Coil	5.0L	Custom, Scottsdale, Silverado	H	IGC0100
C10 Suburban	Ignition Coil	5.7L	Custom, Silverado		IGC0100
C10 Suburban	Ignition Coil	5.0L	Custom, Silverado	H	IGC0100
C20	Ignition Coil	4.1L, 4.8L, 5.0L, 5.7L, 7.4L	Custom, Scottsdale, Silverado		IGC0100
C20 Suburban	Ignition Coil	5.0L, 5.7L, 7.4L	Custom, Silverado		IGC0100
C30	Ignition Coil	4.8L, 5.7L, 7.4L	Custom, Scottsdale, Silverado		IGC0100
C50	Ignition Coil	4.8L, 5.7L	C5D042		IGC0100
C60	Ignition Coil	4.8L, 5.7L, 6.0L	C6D042		IGC0100
C70	Ignition Coil	10.4L, 6.0L, 6.1L, 7.0L, 8.2L	C7D042, C7D044, C7D064		IGC0100
Camaro	Ignition Coil	5.0L	Berlinetta, Sport, Z28		IGC0100
Caprice	Ignition Coil	3.8L, 5.0L	Classic		IGC0100
El Camino	Ignition Coil	3.8L, 5.0L	Base, Conquista, SS		IGC0100
G10	Ignition Coil	4.1L, 5.7L	Base, Beauville, Bonaventure, Chevy Van, Sportvan		IGC0100
G10	Ignition Coil	5.0L	Base, Beauville, Bonaventure, Chevy Van, Sportvan	H	IGC0100
G20	Ignition Coil	4.1L, 5.7L	Beauville, Bonaventure, Chevy Van, Sportvan		IGC0100
G20	Ignition Coil	5.0L	Beauville, Bonaventure, Chevy Van, Sportvan	H	IGC0100
G30	Ignition Coil	4.1L, 5.7L	Beauville, Bonaventure, Chevy Van, Hi-Cube, Sportvan		IGC0100
Impala	Ignition Coil	3.8L, 5.0L	Base		IGC0100
Impala	Ignition Coil	5.7L	Base	6	IGC0100
K5 Blazer	Ignition Coil	5.0L, 5.7L	Custom, Silverado		IGC0100
K10	Ignition Coil	4.1L, 5.0L, 5.7L	Custom, Scottsdale, Silverado		IGC0100
K10 Suburban	Ignition Coil	5.0L, 5.7L	Custom, Silverado		IGC0100
K20	Ignition Coil	4.8L, 5.7L	Custom, Scottsdale, Silverado		IGC0100

Vehicle	Part Type	Engine Size	Trim	Note(s)	Part Number
<b>1983 Chevrolet (cont'd)</b>					
K20 Suburban	Ignition Coil	5.7L	Custom, Silverado		IGC0100
K30	Ignition Coil	4.8L, 5.7L, 7.4L	Custom, Scottsdale, Silverado		IGC0100
Malibu	Ignition Coil	3.8L, 5.0L	Classic		IGC0100
Monte Carlo	Ignition Coil	3.8L, 5.7L	Base, CL, SS		IGC0100
Monte Carlo	Ignition Coil	5.0L	Base, CL, SS	H	IGC0100
P20	Ignition Coil	5.7L	Base, Step-Van		IGC0100
P30	Ignition Coil	4.8L, 5.7L, 7.4L	Base, Step-Van		IGC0100
<b>1984 Chevrolet</b>					
B60	Ignition Coil	5.7L, 6.0L, 7.0L	B6P042		IGC0100
C10	Ignition Coil	4.1L, 5.7L	Custom, Scottsdale, Silverado		IGC0100
C10	Ignition Coil	5.0L	Custom, Scottsdale, Silverado	H	IGC0100
C10 Suburban	Ignition Coil	5.7L	Custom, Scottsdale, Silverado		IGC0100
C10 Suburban	Ignition Coil	5.0L	Custom, Scottsdale, Silverado	H	IGC0100
C20	Ignition Coil	4.1L, 4.8L, 5.0L, 5.7L, 7.4L	Custom, Scottsdale, Silverado		IGC0100
C20 Suburban	Ignition Coil	5.0L, 5.7L, 7.4L	Custom, Scottsdale, Silverado		IGC0100
C30	Ignition Coil	4.8L, 5.7L, 7.4L	Custom, Scottsdale, Silverado		IGC0100
C50	Ignition Coil	4.8L, 5.7L	C5D042		IGC0100
C60	Ignition Coil	4.8L, 5.7L, 6.0L	C6D042		IGC0100
C70	Ignition Coil	10.4L, 6.0L, 6.1L, 7.0L, 8.2L	C7D042, C7D044, C7D064		IGC0100
Camaro	Ignition Coil	5.0L	Berlinetta, Sport	H	IGC0100
Caprice	Ignition Coil	3.8L, 5.0L	Classic		IGC0100
El Camino	Ignition Coil	3.8L, 5.0L	Base, Conquista, SS		IGC0100
G10	Ignition Coil	4.1L, 5.7L	Beauville, Bonaventure, Chevy Van, Sportvan		IGC0100
G10	Ignition Coil	5.0L	Beauville, Bonaventure, Chevy Van, Sportvan	H	IGC0100
G20	Ignition Coil	4.1L, 5.7L	Beauville, Bonaventure, Chevy Van, Sportvan		IGC0100
G20	Ignition Coil	5.0L	Beauville, Bonaventure, Chevy Van, Sportvan	H	IGC0100
G30	Ignition Coil	4.1L, 5.7L	Beauville, Bonaventure, Chevy Van, Hi-Cube, Sportvan		IGC0100
Impala	Ignition Coil	3.8L, 5.0L	Base		IGC0100

Vehicle	Part Type	Engine Size	Trim	Note(s)	Part Number
<b>1984 Chevrolet (cont'd)</b>					
Impala	Ignition Coil	5.7L	Base	6	IGC0100
K5 Blazer	Ignition Coil	5.0L, 5.7L	Custom, Scottsdale, Silverado		IGC0100
K10	Ignition Coil	4.1L, 5.7L	Custom, Scottsdale, Silverado		IGC0100
K10	Ignition Coil	5.0L	Custom, Scottsdale, Silverado	H	IGC0100
K10 Suburban	Ignition Coil	5.7L	Custom, Scottsdale		IGC0100
K20	Ignition Coil	4.8L, 5.7L	Custom, Scottsdale		IGC0100
K20 Suburban	Ignition Coil	5.7L	Custom, Scottsdale		IGC0100
K30	Ignition Coil	4.8L, 5.7L, 7.4L	Custom, Scottsdale, Silverado		IGC0100
Monte Carlo	Ignition Coil	3.8L, 5.7L	Base		IGC0100
Monte Carlo	Ignition Coil	5.0L	Base	H	IGC0100
P20	Ignition Coil	4.8L, 5.7L	Base, Step-Van		IGC0100
P30	Ignition Coil	4.8L, 5.7L, 7.4L	Base, Step-Van		IGC0100
<b>1985 Chevrolet</b>					
Astro	Ignition Coil	4.3L	Base, CL, CS		IGC0100
B60	Ignition Coil	5.7L, 6.0L, 7.0L	B6P042		IGC0100
C10	Ignition Coil	4.3L, 5.7L	Custom, Scottsdale, Silverado		IGC0100
C10	Ignition Coil	5.0L	Custom, Scottsdale, Silverado	H	IGC0100
C10 Suburban	Ignition Coil	5.7L	Custom, Scottsdale, Silverado		IGC0100
C10 Suburban	Ignition Coil	5.0L	Custom, Scottsdale, Silverado	H	IGC0100
C20	Ignition Coil	4.3L, 4.8L, 5.0L, 5.7L, 7.4L	Custom, Scottsdale, Silverado		IGC0100
C20 Suburban	Ignition Coil	5.0L, 5.7L, 7.4L	Custom, Scottsdale, Silverado		IGC0100
C30	Ignition Coil	4.8L, 5.7L, 7.4L	Custom, Scottsdale, Silverado		IGC0100
C50	Ignition Coil	4.8L, 5.7L	C5D042		IGC0100
C60	Ignition Coil	4.8L, 5.7L, 6.0L	C6D042		IGC0100
C70	Ignition Coil	10.4L, 6.0L, 6.1L, 7.0L, 8.2L	C7D042, C7D044, C7D064		IGC0100
Camaro	Ignition Coil	5.0L	Iroc-Z, Z28	F	IGC0100
Camaro	Ignition Coil	5.0L	Berlinetta, Iroc-Z, Sport, Z28	H	IGC0100
Caprice	Ignition Coil	5.0L, 5.7L	Classic		IGC0100
El Camino	Ignition Coil	5.0L	Base, Conquista, SS		IGC0100

Vehicle	Part Type	Engine Size	Trim	Note(s)	Part Number
<b>1985 Chevrolet (cont'd)</b>					
G10	Ignition Coil	4.3L, 5.7L	Beauville, Chevy Van, Sportvan		IGC0100
G10	Ignition Coil	5.0L	Beauville, Chevy Van, Sportvan	H	IGC0100
G20	Ignition Coil	4.3L, 5.7L	Beauville, Chevy Van, Sportvan		IGC0100
G20	Ignition Coil	5.0L	Beauville, Chevy Van, Sportvan	H	IGC0100
G30	Ignition Coil	4.3L, 5.0L, 5.7L	Beauville, Chevy Van, Hi-Cube, Sportvan		IGC0100
Impala	Ignition Coil	5.0L	Base		IGC0100
Impala	Ignition Coil	5.7L	Base	6	IGC0100
K5 Blazer	Ignition Coil	5.0L, 5.7L	Custom, Silverado		IGC0100
K10	Ignition Coil	4.3L, 5.0L, 5.7L	Custom, Scottsdale, Silverado		IGC0100
K10 Suburban	Ignition Coil	5.7L	Custom, Scottsdale, Silverado		IGC0100
K20	Ignition Coil	4.3L, 4.8L, 5.0L, 5.7L	Custom, Scottsdale, Silverado		IGC0100
K20 Suburban	Ignition Coil	5.0L, 5.7L, 7.4L	Custom, Scottsdale, Silverado		IGC0100
K30	Ignition Coil	4.8L, 5.7L, 7.4L	Custom, Scottsdale, Silverado		IGC0100
Monte Carlo	Ignition Coil	5.0L	Base	H	IGC0100
P20	Ignition Coil	4.8L, 5.7L	Base, Step-Van		IGC0100
P30	Ignition Coil	4.8L, 5.7L, 7.4L	Base, Step-Van		IGC0100
<b>1986 Chevrolet</b>					
C10	Ignition Coil	4.3L, 5.7L	Custom, Scottsdale, Silverado		IGC0100
C10	Ignition Coil	5.0L	Custom, Scottsdale, Silverado	H	IGC0100
C10 Suburban	Ignition Coil	5.7L	Custom, Scottsdale, Silverado		IGC0100
C10 Suburban	Ignition Coil	5.0L	Custom, Scottsdale, Silverado	H	IGC0100
C20	Ignition Coil	4.3L, 4.8L, 5.0L, 5.7L, 7.4L	Base, Cheyenne, Custom, Scottsdale, Silverado		IGC0100
C20 Suburban	Ignition Coil	5.0L, 5.7L, 7.4L	Custom, Scottsdale, Silverado		IGC0100
C30	Ignition Coil	4.8L, 5.7L, 7.4L	Custom, Scottsdale, Silverado		IGC0100
C50	Ignition Coil	4.8L, 5.7L, 7.0L	C5D042		IGC0100
C60	Ignition Coil	4.8L	C6D042		IGC0100

Vehicle	Part Type	Engine Size	Trim	Note(s)	Part Number
<b>1986 Chevrolet (cont'd)</b>					
C70	Ignition Coil	10.4L, 14.0L, 5.7L, 6.0L, 7.0L, 8.2L	C7D042, C7D044, C7D064		IGC0100
Camaro	Ignition Coil	5.0L	Iroc-Z, Z28	F	IGC0100
Camaro	Ignition Coil	5.0L	Berlinetta, Iroc-Z, Sport	H	IGC0100
Caprice	Ignition Coil	5.0L, 5.7L	Base, Classic, Classic Brougham		IGC0100
El Camino	Ignition Coil	5.0L	Base, Conquista, SS		IGC0100
G10	Ignition Coil	4.3L, 5.7L	Beauville, Bonaventure, Chevy Van, Sportvan		IGC0100
G10	Ignition Coil	5.0L	Beauville, Bonaventure, Chevy Van, Sportvan	H	IGC0100
G20	Ignition Coil	4.3L, 5.7L	Beauville, Chevy Van, Sportvan		IGC0100
G20	Ignition Coil	5.0L	Beauville, Chevy Van, Sportvan	H	IGC0100
G30	Ignition Coil	4.3L, 5.7L	Beauville, Chevy Van, Hi-Cube, Sportvan		IGC0100
K5 Blazer	Ignition Coil	5.0L, 5.7L	Custom, Silverado		IGC0100
K10	Ignition Coil	4.3L, 5.0L, 5.7L	Custom, Scottsdale, Silverado		IGC0100
K10 Suburban	Ignition Coil	5.0L, 5.7L	Custom, Scottsdale, Silverado		IGC0100
K20	Ignition Coil	4.8L, 5.7L	Custom, Scottsdale, Silverado		IGC0100
K20 Suburban	Ignition Coil	5.0L, 5.7L	Custom, Scottsdale, Silverado		IGC0100
K30	Ignition Coil	4.8L, 5.7L, 7.4L	Custom, Scottsdale, Silverado		IGC0100
Monte Carlo	Ignition Coil	5.0L	Base, LS	H	IGC0100
P20	Ignition Coil	4.8L, 5.7L	Base		IGC0100
P30	Ignition Coil	4.8L, 5.7L, 7.4L	Base		IGC0100
<b>1987 Chevrolet</b>					
B60	Ignition Coil	5.7L, 6.0L	B6P042		IGC0100
Beretta	Engine Water Pump	2.0L	Base	Gasket, Actual OE	WUP0010
C50	Ignition Coil	5.7L	C5D042		IGC0100
C70	Ignition Coil	10.4L, 6.0L, 7.0L, 8.2L	C7D042, C7D064		IGC0100
Camaro	Ignition Coil	5.0L	Iroc-Z, LT, Sport, Z28	H	IGC0100
Caprice	Ignition Coil	5.0L, 5.7L	Base, Classic, Classic Brougham, Classic LS Brougham		IGC0100
Cavalier	Engine Water Pump	2.8L	Base, CS, RS, Z24	Gasket, Actual OE	WUP0009

Vehicle	Part Type	Engine Size	Trim	Note(s)	Part Number
<b>1987 Chevrolet (cont'd)</b>					
Cavalier	Engine Water Pump	2.0L	Base, CS, RS	Gasket, Actual OE	WUP0010
Celebrity	Engine Water Pump	2.8L	Base, Estate, Eurosport	Gasket, Actual OE	WUP0009
Corsica	Engine Water Pump	2.8L	Base, LT	Gasket, Actual OE	WUP0009
Corsica	Engine Water Pump	2.0L	Base, LT	Gasket, Actual OE	WUP0010
El Camino	Ignition Coil	5.0L	Base, SS		IGC0100
G30	Ignition Coil	5.7L	Beauville, Chevy Van, Hi-Cube	M	IGC0100
Monte Carlo	Ignition Coil	5.0L	Base, LS	H	IGC0100
P20	Ignition Coil	4.8L	Base, Step-Van		IGC0100
P30	Ignition Coil	4.8L, 7.4L	Base, Step-Van		IGC0100
R20	Ignition Coil	4.8L	Custom Deluxe, Scottsdale, Silverado		IGC0100
R30	Ignition Coil	4.8L, 5.7L, 7.4L	Custom Deluxe, Scottsdale, Silverado		IGC0100
V30	Ignition Coil	4.8L, 5.7L, 7.4L	Custom Deluxe, Scottsdale, Silverado		IGC0100
<b>1988 Chevrolet</b>					
B60	Ignition Coil	5.7L, 6.0L	B6P042		IGC0100
Beretta	Engine Water Pump	2.0L	Base	Gasket, Actual OE	WUP0010
C50	Ignition Coil	5.7L	C5D042		IGC0100
C70	Ignition Coil	10.4L, 6.0L, 7.0L, 8.2L	C7D042, C7D064		IGC0100
Caprice	Ignition Coil	5.7L	Base		IGC0100
Cavalier	Engine Water Pump	2.8L	Base, Z24	Gasket, Actual OE	WUP0009
Cavalier	Engine Water Pump	2.0L	Base, RS, VL	Gasket, Actual OE	WUP0010
Celebrity	Engine Water Pump	2.8L	Base, Eurosport	Gasket, Actual OE	WUP0009
Corsica	Engine Water Pump	2.8L	Base, LT	Gasket, Actual OE	WUP0009
Corsica	Engine Water Pump	2.0L	Base, LT	Gasket, Actual OE	WUP0010
G30	Ignition Coil	5.7L	Beauville, Chevy Van, Hi-Cube	M	IGC0100
P20	Ignition Coil	4.8L	Base, Step-Van		IGC0100
P30	Ignition Coil	4.8L, 7.4L	Base, Step-Van		IGC0100
R20	Ignition Coil	4.8L	Cheyenne, Custom Deluxe, Scottsdale, Silverado		IGC0100

Vehicle	Part Type	Engine Size	Trim	Note(s)	Part Number
<b>1988 Chevrolet (cont'd)</b>					
R30	Ignition Coil	4.8L, 7.4L	Cheyenne, Custom Deluxe, Scottsdale, Silverado		IGC0100
V30	Ignition Coil	4.8L, 7.4L	Cheyenne, Custom Deluxe, Scottsdale, Silverado		IGC0100
<b>1989 Chevrolet</b>					
B60	Ignition Coil	5.7L, 6.0L	B6P042		IGC0100
Beretta	Engine Water Pump	2.0L	Base	Gasket, Actual OE	WUP0010
C50	Ignition Coil	5.7L	C5D042		IGC0100
C70	Ignition Coil	10.4L, 6.0L, 7.0L, 8.2L	C7D042, C7D064		IGC0100
Cavalier	Engine Water Pump	2.8L	Base, RS, Z24	Gasket, Actual OE	WUP0009
Cavalier	Engine Water Pump	2.0L	Base, RS, VL	Gasket, Actual OE	WUP0010
Celebrity	Engine Water Pump	2.8L	Base, CL, Eurosport	Gasket, Actual OE	WUP0009
Corsica	Engine Water Pump	2.8L	Base, LTZ	Gasket, Actual OE	WUP0009
Corsica	Engine Water Pump	2.0L	Base	Gasket, Actual OE	WUP0010
P20	Ignition Coil	4.8L	Base, Step-Van		IGC0100
P30	Ignition Coil	4.8L, 7.4L	Base, Step-Van		IGC0100
V3500	Ignition Coil	7.4L	Cheyenne, Scottsdale, Silverado		IGC0100
<b>1990 Chevrolet</b>					
B60	Ignition Coil	6.0L	B6P042		IGC0100
Beretta	Engine Water Pump	3.1L	Base, GT, Indianapolis 500 Pace Car	Gasket, Actual OE	WUP0009
C50	Ignition Coil	5.7L	C5D042		IGC0100
C60	Ignition Coil	6.0L	C6D042		IGC0100
Cavalier	Engine Water Pump	3.1L	Base, RS, Z24	Gasket, Actual OE	WUP0009
Celebrity	Engine Water Pump	3.1L	Base, Eurosport	Gasket, Actual OE	WUP0009
Corsica	Engine Water Pump	3.1L	LT, LTZ	Gasket, Actual OE	WUP0009
<b>1991 Chevrolet</b>					
B60	Ignition Coil	6.0L	B6P042		IGC0100
Beretta	Engine Water Pump	3.1L	Base, GT, GTZ	Gasket, Actual OE	WUP0009
Cavalier	Engine Water Pump	3.1L	RS, Z24	Gasket, Actual OE	WUP0009



Vehicle	Part Type	Engine Size	Trim	Note(s)	Part Number
<b>1991 Chevrolet (cont'd)</b>					
Corsica	Engine Water Pump	3.1L	LT	Gasket, Actual OE	WUP0009
Lumina	Engine Water Pump	3.1L	Base	Gasket, Actual OE	WUP0009
<b>1992 Chevrolet</b>					
Beretta	Engine Water Pump	3.1L	Base, GT, GTZ	Gasket, Actual OE	WUP0009
Beretta	Engine Water Pump	2.2L	Base, GT	Gasket, Actual OE	WUP0010
Cavalier	Engine Water Pump	3.1L	RS, Z24	Gasket, Actual OE	WUP0009
Cavalier	Engine Water Pump	2.2L	RS, VL	Gasket, Actual OE	WUP0010
Corsica	Engine Water Pump	3.1L	LT, LTZ	Gasket, Actual OE	WUP0009
Corsica	Engine Water Pump	2.2L	LT, LTZ	Gasket, Actual OE	WUP0010
Lumina	Engine Water Pump	3.1L	Base	Gasket, Actual OE	WUP0009
Lumina APV	Engine Water Pump	3.1L	Base	Gasket, Actual OE	WUP0009
<b>1993 Chevrolet</b>					
Beretta	Engine Water Pump	3.1L	Base, GT, GTZ	Gasket, Actual OE	WUP0009
Beretta	Engine Water Pump	2.2L	Base, GT	Gasket, Actual OE	WUP0010
Cavalier	Engine Water Pump	3.1L	RS, Z24	Gasket, Actual OE	WUP0009
Cavalier	Engine Water Pump	2.2L	RS, VL	Gasket, Actual OE	WUP0010
Corsica	Engine Water Pump	3.1L	LT	Gasket, Actual OE	WUP0009
Corsica	Engine Water Pump	2.2L	LT	Gasket, Actual OE	WUP0010
Lumina	Engine Water Pump	3.1L	Base	Gasket, Actual OE	WUP0009
Lumina	Engine Water Pump	2.2L	Base	Gasket, Actual OE	WUP0010
Lumina APV	Engine Water Pump	3.1L	Base	Gasket, Actual OE	WUP0009
<b>1994 Chevrolet</b>					
Beretta	Engine Water Pump	3.1L	Base, Z26	Gasket, Actual OE	WUP0009
Beretta	Engine Water Pump	2.2L	Base	Gasket, Actual OE	WUP0010
Cavalier	Engine Water Pump	3.1L	RS, Z24	Gasket, Actual OE	WUP0009

Vehicle	Part Type	Engine Size	Trim	Note(s)	Part Number
<b>1994 Chevrolet (cont'd)</b>					
Cavalier	Engine Water Pump	2.2L	RS, VL	Gasket, Actual OE	WUP0010
Corsica	Engine Water Pump	3.1L	Base	Gasket, Actual OE	WUP0009
Corsica	Engine Water Pump	2.2L	Base	Gasket, Actual OE	WUP0010
LLV	Engine Water Pump	2.2L	Base	Gasket, Actual OE	WUP0010
Lumina	Engine Water Pump	3.1L	Base	Gasket, Actual OE	WUP0009
Lumina APV	Engine Water Pump	3.1L	Base	Gasket, Actual OE	WUP0009
S10	Engine Water Pump	2.2L	Base, LS	Gasket, Actual OE	WUP0010
<b>1995 Chevrolet</b>					
Astro	Ignition Coil	4.3L	Base, CL, CS, LT		IGC0101
Astro	Manifold Absolute Pressure Sensor	4.3L	Base, CL, CS, LT		PRS8205HU-D
Beretta	Ignition Coil	2.2L, 3.1L	Base, Z26		IGC0102
Beretta	Manifold Absolute Pressure Sensor	2.2L, 3.1L	Base, Z26		PRS8205HU-D
Beretta	Engine Water Pump	3.1L	Base, Z26	Gasket, Actual OE	WUP0009
Beretta	Engine Water Pump	2.2L	Base	Gasket, Actual OE	WUP0010
Blazer	Ignition Coil	4.3L	Base, Deluxe, LT		IGC0101
Blazer	Manifold Absolute Pressure Sensor	4.3L	Base, Deluxe, LT		PRS8205HU-D
C1500	Ignition Coil	4.3L, 5.0L, 5.7L	Base, Cheyenne, Silverado, WT		IGC0101
C1500	Manifold Absolute Pressure Sensor	4.3L, 5.0L, 5.7L, 6.5L	Base, Cheyenne, Silverado, WT		PRS8205HU-D
C1500 Suburban	Ignition Coil	5.7L	Base, LS, LT		IGC0101
C1500 Suburban	Manifold Absolute Pressure Sensor	5.7L, 6.5L	Base, LS, LT		PRS8205HU-D
C2500	Ignition Coil	4.3L, 5.0L, 5.7L, 7.4L	400 SS, 60th Anniversary, Base, Cheyenne, Custom, Silverado, WT		IGC0101
C2500	Manifold Absolute Pressure Sensor	4.3L, 5.0L, 5.7L, 7.4L	400 SS, 60th Anniversary, Base, Cheyenne, Custom, Silverado, WT		PRS8205HU-D
C2500	Manifold Absolute Pressure Sensor	6.5L	Base, Cheyenne, Silverado, WT	F	PRS8205HU-D
C2500	Manifold Absolute Pressure Sensor	6.5L	Base, Cheyenne, Silverado, WT	P	PRS8205HU-D
C2500	Manifold Absolute Pressure Sensor	6.5L	Base, Cheyenne, Silverado, WT	S	PRS8205HU-D
C2500 Suburban	Ignition Coil	5.7L, 7.4L	Base, LS, LT		IGC0101

Vehicle	Part Type	Engine Size	Trim	Note(s)	Part Number
<b>1995 Chevrolet (cont'd)</b>					
C2500 Suburban	Manifold Absolute Pressure Sensor	5.7L, 6.5L, 7.4L	Base, LS, LT		PRS8205HU-D
C3500	Ignition Coil	5.7L, 7.4L	Base, Cheyenne, Silverado		IGC0101
C3500	Manifold Absolute Pressure Sensor	5.7L, 6.5L, 7.4L	Base, Cheyenne, Silverado		PRS8205HU-D
Camaro	Ignition Coil	3.4L, 3.8L	Base		IGC0102
Camaro	Mass Air Flow Sensor	3.8L	Base	Actual OE	MAF0082
Camaro	Manifold Absolute Pressure Sensor	3.4L, 5.7L	Base, Z28		PRS8205HU-D
Camaro	Throttle Position Sensor	3.8L	Base	With OE No. 24504798, Automatic	TPS0002
Caprice	Manifold Absolute Pressure Sensor	4.3L, 5.7L	Classic		PRS8205HU-D
Cavalier	Ignition Coil	2.2L	Base, LS		IGC0102
Cavalier	Ignition Coil	2.3L	LS, Z24		IGC0103
Cavalier	Manifold Absolute Pressure Sensor	2.2L	Base, LS		PRS8205HU-D
Cavalier	Engine Water Pump	2.2L	Base, LS	Gasket, Actual OE	WUP0010
Corsica	Ignition Coil	2.2L, 3.1L	Base		IGC0102
Corsica	Manifold Absolute Pressure Sensor	2.2L	Base		PRS8205HU-D
Corsica	Manifold Absolute Pressure Sensor	3.1L	Base	4	PRS8205HU-D
Corsica	Engine Water Pump	3.1L	Base	Gasket, Actual OE	WUP0009
Corsica	Engine Water Pump	2.2L	Base	Gasket, Actual OE	WUP0010
Corvette	Manifold Absolute Pressure Sensor	5.7L	Base, Indianapolis 500 Pace Car, ZR-1		PRS8205HU-D
G10	Ignition Coil	4.3L, 5.0L	Beauville, Chevy Van, Sportvan		IGC0101
G10	Manifold Absolute Pressure Sensor	4.3L, 5.0L	Beauville, Chevy Van, Sportvan		PRS8205HU-D
G20	Ignition Coil	4.3L, 5.0L, 5.7L	Base, Beauville, Chevy Van, Sportvan		IGC0101
G20	Manifold Absolute Pressure Sensor	4.3L, 5.0L, 5.7L, 6.5L	Base, Beauville, Chevy Van, Sportvan		PRS8205HU-D
G30	Ignition Coil	4.3L, 5.7L, 7.4L	Beauville, Chevy Van, Hi-Cube, Sportvan		IGC0101
G30	Manifold Absolute Pressure Sensor	4.3L, 5.7L, 7.4L	Beauville, Chevy Van, Hi-Cube, Sportvan		PRS8205HU-D
Impala	Manifold Absolute Pressure Sensor	5.7L	SS		PRS8205HU-D
K1500	Ignition Coil	4.3L, 5.0L, 5.7L	Base, Cheyenne, Silverado, WT		IGC0101

Vehicle	Part Type	Engine Size	Trim	Note(s)	Part Number
<b>1995 Chevrolet (cont'd)</b>					
K1500	Manifold Absolute Pressure Sensor	4.3L, 5.0L, 5.7L	Base, Cheyenne, Silverado, WT		PRS8205HU-D
K1500	Manifold Absolute Pressure Sensor	6.5L	Base, Cheyenne, Silverado, WT	P	PRS8205HU-D
K1500	Manifold Absolute Pressure Sensor	6.5L	Base, Cheyenne, Silverado, WT	S	PRS8205HU-D
K1500 Suburban	Ignition Coil	5.7L	Base, LS, LT		IGC0101
K1500 Suburban	Manifold Absolute Pressure Sensor	5.7L, 6.5L	Base, LS, LT		PRS8205HU-D
K2500	Ignition Coil	4.3L, 5.0L, 5.7L, 7.4L	Base, Cheyenne, Silverado, WT		IGC0101
K2500	Manifold Absolute Pressure Sensor	4.3L, 5.0L, 5.7L, 7.4L	Base, Cheyenne, Silverado, WT		PRS8205HU-D
K2500	Manifold Absolute Pressure Sensor	6.5L	Base, Cheyenne, Silverado, WT	F	PRS8205HU-D
K2500	Manifold Absolute Pressure Sensor	6.5L	Base, Cheyenne, Silverado, WT	P	PRS8205HU-D
K2500	Manifold Absolute Pressure Sensor	6.5L	Base, Cheyenne, Silverado, WT	S	PRS8205HU-D
K2500 Suburban	Ignition Coil	5.7L, 7.4L	Base, LS, LT		IGC0101
K2500 Suburban	Manifold Absolute Pressure Sensor	5.7L, 6.5L, 7.4L	Base, LS, LT		PRS8205HU-D
K3500	Ignition Coil	5.7L, 7.4L	Base, Cheyenne, Silverado		IGC0101
K3500	Manifold Absolute Pressure Sensor	5.7L, 6.5L, 7.4L	Base, Cheyenne, Silverado		PRS8205HU-D
LLV	Ignition Coil	2.2L	Base		IGC0102
LLV	Manifold Absolute Pressure Sensor	2.2L	Base		PRS8205HU-D
LLV	Engine Water Pump	2.2L	Base	Gasket, Actual OE	WUP0010
Lumina	Ignition Coil	3.1L, 3.4L	Base, LS		IGC0102
Lumina	Manifold Absolute Pressure Sensor	3.1L, 3.4L	Base, LS		PRS8205HU-D
Lumina	Engine Water Pump	3.1L	Base	Gasket, Actual OE	WUP0009
Lumina APV	Ignition Coil	3.1L	Base, LS		IGC0101
Lumina APV	Ignition Coil	3.8L	Base, LS		IGC0102
Lumina APV	Mass Air Flow Sensor	3.8L	Base, LS	Actual OE	MAF0080
Lumina APV	Manifold Absolute Pressure Sensor	3.1L	Base, LS		PRS8205HU-D
Lumina APV	Engine Water Pump	3.1L	Base	Gasket, Actual OE	WUP0009
Monte Carlo	Ignition Coil	3.1L, 3.4L	LS, Z34		IGC0102
Monte Carlo	Manifold Absolute Pressure Sensor	3.1L, 3.4L	LS, Z34		PRS8205HU-D
Monte Carlo	Engine Water Pump	3.1L	LS	Gasket, Actual OE	WUP0009

Vehicle	Part Type	Engine Size	Trim	Note(s)	Part Number
<b>1995 Chevrolet (cont'd)</b>					
P30	Ignition Coil	4.3L, 5.7L, 7.4L	Base		IGC0101
P30	Manifold Absolute Pressure Sensor	4.3L, 5.7L, 7.4L	Base		PRS8205HU-D
P30	Manifold Absolute Pressure Sensor	6.5L	Base	4L80-E, F	PRS8205HU-D
P30	Manifold Absolute Pressure Sensor	6.5L	Base	AT542, F	PRS8205HU-D
P30	Manifold Absolute Pressure Sensor	6.5L	Base	NV4500/MW3, F	PRS8205HU-D
S10	Ignition Coil	4.3L	Base, LS, SS, ZR2		IGC0101
S10	Ignition Coil	2.2L	Base, LS		IGC0102
S10	Manifold Absolute Pressure Sensor	2.2L	Base, LS		PRS8205HU-D
S10	Manifold Absolute Pressure Sensor	4.3L	Base, LS, SS, ZR2	W	PRS8205HU-D
S10	Manifold Absolute Pressure Sensor	4.3L	Base, LS, ZR2	Z	PRS8205HU-D
S10	Engine Water Pump	2.2L	Base, LS	Gasket, Actual OE	WUP0010
Tahoe	Ignition Coil	5.7L	Base, LS, LT		IGC0101
Tahoe	Manifold Absolute Pressure Sensor	5.7L, 6.5L	Base, LS, LT		PRS8205HU-D
<b>1996 Chevrolet</b>					
Astro	Ignition Coil	4.3L	Base, LS, LT		IGC0104
Beretta	Ignition Coil	2.2L, 3.1L	Base, Z26		IGC0102
Beretta	Manifold Absolute Pressure Sensor	2.2L, 3.1L	Base, Z26		PRS8205HU-D
Beretta	Engine Water Pump	3.1L	Base, Z26	Gasket, Actual OE	WUP0009
Beretta	Engine Water Pump	2.2L	Base	Gasket, Actual OE	WUP0010
Blazer	Ignition Coil	4.3L	Base, Deluxe, LS, LT		IGC0104
C1500	Ignition Coil	4.3L, 5.0L, 5.7L	Base, Cheyenne, Silverado, WT		IGC0104
C1500	Manifold Absolute Pressure Sensor	6.5L	Base, Cheyenne, Silverado, WT		PRS8205HU-D
C1500 Suburban	Ignition Coil	5.7L	Base, LS, LT		IGC0104
C2500	Ignition Coil	5.0L, 5.7L, 7.4L	400 SS, Base, Cheyenne, Custom, Silverado		IGC0104
C2500	Manifold Absolute Pressure Sensor	6.5L	Base, Cheyenne, Silverado	S	PRS8205HU-D
C2500 Suburban	Ignition Coil	5.7L, 7.4L	Base, LS, LT		IGC0104
C3500	Ignition Coil	5.7L, 7.4L	Base, Cheyenne, Silverado		IGC0104
Camaro	Ignition Coil	3.8L	Base, Lujo, RS		IGC0102
Camaro	Ignition Coil	5.7L	Z28		IGC0104

Vehicle	Part Type	Engine Size	Trim	Note(s)	Part Number
<b>1996 Chevrolet (cont'd)</b>					
Camaro	Mass Air Flow Sensor	3.8L	Base, Lujo, RS	2nd Design; w/ 2 Mounting Holes, 4, Automatic, Actual OE	MAF0005
Camaro	Mass Air Flow Sensor	3.8L	Base, RS	5, Manual, Actual OE	MAF0005
Camaro	Mass Air Flow Sensor	3.8L	Base, Lujo, RS	6, Manual, Actual OE	MAF0005
Camaro	Mass Air Flow Sensor	3.8L	Base, Lujo, RS	1st Design, 4, Automatic, Actual OE	MAF0082
Camaro	Manifold Absolute Pressure Sensor	5.7L	Z28		PRS8205HU-D
Camaro	Throttle Position Sensor	3.8L	Base, Lujo, RS	With OE No. 24504798	TPS0002
Caprice	Ignition Coil	4.3L, 5.7L	Classic		IGC0104
Caprice	Manifold Absolute Pressure Sensor	4.3L, 5.7L	Classic		PRS8205HU-D
Cavalier	Ignition Coil	2.2L	Base, LS		IGC0102
Cavalier	Ignition Coil	2.4L	LS, Z24		IGC0103
Cavalier	Manifold Absolute Pressure Sensor	2.2L	Base, LS		PRS8205HU-D
Cavalier	Engine Water Pump	2.2L	Base, LS	Gasket, Actual OE	WUP0010
Corsica	Ignition Coil	2.2L, 3.1L	Base		IGC0102
Corsica	Manifold Absolute Pressure Sensor	2.2L	Base		PRS8205HU-D
Corsica	Manifold Absolute Pressure Sensor	3.1L	Base	4	PRS8205HU-D
Corsica	Engine Water Pump	3.1L	Base	Gasket, Actual OE	WUP0009
Corsica	Engine Water Pump	2.2L	Base	Gasket, Actual OE	WUP0010
Corvette	Ignition Coil	5.7L	Base, Collector's Edition, Grand Sport		IGC0104
Corvette	Manifold Absolute Pressure Sensor	5.7L	Base, Collector's Edition, Grand Sport		PRS8205HU-D
Express 1500	Ignition Coil	4.3L, 5.0L, 5.7L	Base, LS		IGC0104
Express 2500	Ignition Coil	4.3L, 5.0L, 5.7L	Base, LS		IGC0104
Express 3500	Ignition Coil	5.7L, 7.4L	Base, LS		IGC0104
G30	Ignition Coil	4.3L, 5.7L, 7.4L	Beauville, Chevy Van, Hi-Cube, Sportvan		IGC0101
G30	Manifold Absolute Pressure Sensor	4.3L, 5.7L, 7.4L	Beauville, Chevy Van, Hi-Cube, Sportvan		PRS8205HU-D
Impala	Ignition Coil	5.7L	SS		IGC0104
Impala	Manifold Absolute Pressure Sensor	5.7L	SS		PRS8205HU-D

Vehicle	Part Type	Engine Size	Trim	Note(s)	Part Number
<b>1996 Chevrolet (cont'd)</b>					
K1500	Ignition Coil	4.3L, 5.0L, 5.7L	Base, Cheyenne, Silverado, WT		IGC0104
K1500	Manifold Absolute Pressure Sensor	6.5L	Base, Cheyenne, Silverado, WT		PRS8205HU-D
K1500 Suburban	Ignition Coil	5.7L	Base, LS, LT		IGC0104
K1500 Suburban	Manifold Absolute Pressure Sensor	6.5L	Base, LS, LT		PRS8205HU-D
K2500	Ignition Coil	5.7L, 7.4L	Base, Cheyenne, Silverado		IGC0104
K2500	Manifold Absolute Pressure Sensor	6.5L	Base, Cheyenne, Silverado		PRS8205HU-D
K2500 Suburban	Ignition Coil	5.7L, 7.4L	Base, LS, LT		IGC0104
K2500 Suburban	Manifold Absolute Pressure Sensor	6.5L	Base, LS, LT		PRS8205HU-D
K3500	Ignition Coil	5.7L, 7.4L	Base, Cheyenne, Silverado		IGC0104
Lumina	Ignition Coil	3.1L, 3.4L	Base, LS		IGC0102
Lumina	Manifold Absolute Pressure Sensor	3.1L	Base, LS		PRS8205HU-D
Lumina	Engine Water Pump	3.1L	Base	Gasket, Actual OE	WUP0009
Lumina APV	Ignition Coil	3.4L	Base, LS		IGC0102
Lumina APV	Manifold Absolute Pressure Sensor	3.4L	Base, LS		PRS8205HU-D
Monte Carlo	Ignition Coil	3.1L, 3.4L	LS, Z34		IGC0102
Monte Carlo	Manifold Absolute Pressure Sensor	3.1L	LS		PRS8205HU-D
Monte Carlo	Engine Water Pump	3.1L	LS	Gasket, Actual OE	WUP0009
P30	Ignition Coil	7.4L	Base	N	IGC0101
P30	Ignition Coil	4.3L, 5.7L	Base		IGC0104
P30	Ignition Coil	7.4L	Base	J	IGC0104
P30	Manifold Absolute Pressure Sensor	7.4L	Base	N	PRS8205HU-D
S10	Ignition Coil	2.2L	Base, LS		IGC0102
S10	Ignition Coil	4.3L	Base, LS, SS, ZR2		IGC0104
S10	Manifold Absolute Pressure Sensor	2.2L	Base, LS	RWD	PRS8205HU-D
S10	Engine Water Pump	2.2L	Base, LS	Gasket, Actual OE	WUP0010
Tahoe	Ignition Coil	5.7L	Base, LS, LT		IGC0104
Tahoe	Manifold Absolute Pressure Sensor	6.5L	Base, LS, LT		PRS8205HU-D
<b>1997 Chevrolet</b>					
Astro	Ignition Coil	4.3L	Base, LS, LT		IGC0104
Blazer	Ignition Coil	4.3L	Base, Deluxe, LS, LT		IGC0104
C1500	Ignition Coil	4.3L, 5.0L, 5.7L	Base, Cheyenne, Silverado, WT		IGC0104

Vehicle	Part Type	Engine Size	Trim	Note(s)	Part Number
<b>1997 Chevrolet (cont'd)</b>					
C1500 Suburban	Ignition Coil	5.7L	Base, LS, LT		IGC0104
C2500	Ignition Coil	5.0L, 5.7L, 7.4L	400 SS, Base, Cheyenne, Custom, Silverado		IGC0104
C2500	Manifold Absolute Pressure Sensor	6.5L	Base, Cheyenne, Silverado	S	PRS8205HU-D
C2500 Suburban	Ignition Coil	5.7L, 7.4L	Base, LS, LT		IGC0104
C3500	Ignition Coil	5.7L, 7.4L	Base, Cheyenne, Silverado		IGC0104
Camaro	Ignition Coil	3.8L	Base, Lujo, RS		IGC0102
Camaro	Ignition Coil	5.7L	Z28		IGC0104
Camaro	Mass Air Flow Sensor	3.8L	Lujo	4, Automatic, Actual OE	MAF0005
Camaro	Mass Air Flow Sensor	3.8L	Base, RS	5, Manual, Actual OE	MAF0005
Camaro	Mass Air Flow Sensor	3.8L	Base, Lujo, RS	6, Manual, Actual OE	MAF0005
Camaro	Mass Air Flow Sensor	3.8L	Base, RS	Automatic, Actual OE	MAF0005
Camaro	Manifold Absolute Pressure Sensor	5.7L	Z28		PRS8205HU-D
Camaro	Throttle Position Sensor	3.8L	Base, Lujo, RS	With OE No. 24504798	TPS0002
Cavalier	Ignition Coil	2.2L	Base, LS, RS		IGC0102
Cavalier	Ignition Coil	2.4L	LS, Z24		IGC0103
Cavalier	Manifold Absolute Pressure Sensor	2.2L	Base, LS, RS		PRS8205HU-D
Cavalier	Engine Water Pump	2.2L	Base, LS, RS	Gasket, Actual OE	WUP0010
Express 1500	Ignition Coil	4.3L, 5.0L, 5.7L	Base, LS		IGC0104
Express 2500	Ignition Coil	4.3L, 5.0L, 5.7L	Base, LS		IGC0104
Express 3500	Ignition Coil	5.7L, 7.4L	Base, LS		IGC0104
K1500	Ignition Coil	4.3L, 5.0L, 5.7L	Base, Cheyenne, Silverado, WT		IGC0104
K1500	Manifold Absolute Pressure Sensor	6.5L	Base, Cheyenne, Silverado, WT		PRS8205HU-D
K1500 Suburban	Ignition Coil	5.7L	Base, LS, LT		IGC0104
K1500 Suburban	Manifold Absolute Pressure Sensor	6.5L	Base, LS, LT		PRS8205HU-D
K2500	Ignition Coil	5.0L, 5.7L, 7.4L	Base, Cheyenne, Silverado		IGC0104
K2500	Manifold Absolute Pressure Sensor	6.5L	Base, Cheyenne, Silverado		PRS8205HU-D
K2500 Suburban	Ignition Coil	5.7L, 7.4L	Base, LS, LT		IGC0104
K2500 Suburban	Manifold Absolute Pressure Sensor	6.5L	Base, LS, LT		PRS8205HU-D
K3500	Ignition Coil	5.7L, 7.4L	Base, Cheyenne, Silverado		IGC0104



Vehicle	Part Type	Engine Size	Trim	Note(s)	Part Number
<b>1997 Chevrolet (cont'd)</b>					
Lumina	Ignition Coil	3.1L, 3.4L	Base, LS, LTZ		IGC0102
Lumina	Manifold Absolute Pressure Sensor	3.1L	Base, LS, LTZ		PRS8205HU-D
Lumina	Engine Water Pump	3.1L	Base	Gasket, Actual OE	WUP0009
Malibu	Ignition Coil	3.1L	Base, LS		IGC0102
Malibu	Ignition Coil	2.4L	Base, LX		IGC0103
Malibu	Manifold Absolute Pressure Sensor	3.1L	Base, LS		PRS8205HU-D
Monte Carlo	Ignition Coil	3.1L, 3.4L	LS, Z34		IGC0102
Monte Carlo	Manifold Absolute Pressure Sensor	3.1L	LS		PRS8205HU-D
Monte Carlo	Engine Water Pump	3.1L	LS	Gasket, Actual OE	WUP0009
P30	Ignition Coil	7.4L	Base	N	IGC0101
P30	Ignition Coil	4.3L, 5.7L	Base		IGC0104
P30	Ignition Coil	7.4L	Base	J	IGC0104
P30	Manifold Absolute Pressure Sensor	7.4L	Base	N	PRS8205HU-D
S10	Ignition Coil	2.2L	Base, LS		IGC0102
S10	Ignition Coil	4.3L	Base, LS, SS, ZR2		IGC0104
S10	Manifold Absolute Pressure Sensor	2.2L	Base	FWD	PRS8205HU-D
S10	Manifold Absolute Pressure Sensor	2.2L	Base, LS	RWD	PRS8205HU-D
S10	Engine Water Pump	2.2L	Base, LS	Gasket, Actual OE	WUP0010
Tahoe	Ignition Coil	5.7L	Base, LS, LT		IGC0104
Tahoe	Manifold Absolute Pressure Sensor	6.5L	Base, LS, LT		PRS8205HU-D
Venture	Ignition Coil	3.4L	Base, LS		IGC0102
Venture	Manifold Absolute Pressure Sensor	3.4L	Base, LS		PRS8205HU-D
Venture	Engine Water Pump	3.4L	Base	Gasket, Actual OE	WUP0009
<b>1998 Chevrolet</b>					
Astro	Ignition Coil	4.3L	Base, LS, LT		IGC0104
Blazer	Ignition Coil	4.3L	Base, LS, LT		IGC0104
C1500	Ignition Coil	4.3L, 5.0L, 5.7L	Cheyenne, Silverado, WT		IGC0104
C1500 Suburban	Ignition Coil	5.7L	Base, LS		IGC0104
C2500	Ignition Coil	5.0L, 5.7L, 7.4L	400 SS, Base, Cheyenne, Custom, Silverado, WT		IGC0104
C2500	Manifold Absolute Pressure Sensor	6.5L	Cheyenne, Silverado, WT	S	PRS8205HU-D
C2500 Suburban	Ignition Coil	5.7L, 7.4L	Base, LS		IGC0104

Vehicle	Part Type	Engine Size	Trim	Note(s)	Part Number
<b>1998 Chevrolet (cont'd)</b>					
C3500	Ignition Coil	5.7L, 7.4L	Cheyenne, Silverado		IGC0104
Camaro	Ignition Coil	3.8L	Base, Lujo		IGC0102
Camaro	Mass Air Flow Sensor	3.8L	Lujo	4, Automatic, Actual OE	MAF0005
Camaro	Mass Air Flow Sensor	3.8L	Base	5, Manual, Actual OE	MAF0005
Camaro	Mass Air Flow Sensor	3.8L	Base, Lujo	6, Manual, Actual OE	MAF0005
Camaro	Mass Air Flow Sensor	3.8L	Base	Automatic, Actual OE	MAF0005
Camaro	Throttle Position Sensor	3.8L	Base, Lujo	With OE No. 24504798	TPS0002
Cavalier	Ignition Coil	2.2L	Base, LS, RS		IGC0102
Cavalier	Ignition Coil	2.4L	LS, Z24		IGC0103
Cavalier	Engine Water Pump	2.2L	Base, LS, RS	Gasket, Actual OE	WUP0010
Express 1500	Ignition Coil	4.3L, 5.0L, 5.7L	Base, LS		IGC0104
Express 2500	Ignition Coil	4.3L, 5.0L, 5.7L	Base, LS		IGC0104
Express 3500	Ignition Coil	5.7L, 7.4L	Base, LS		IGC0104
K1500	Ignition Coil	4.3L, 5.0L, 5.7L	Cheyenne, Silverado, WT		IGC0104
K1500	Manifold Absolute Pressure Sensor	6.5L	Cheyenne, Silverado, WT		PRS8205HU-D
K1500 Suburban	Ignition Coil	5.7L	Base, LS		IGC0104
K1500 Suburban	Manifold Absolute Pressure Sensor	6.5L	Base, LS		PRS8205HU-D
K2500	Ignition Coil	5.0L, 5.7L, 7.4L	Cheyenne, Silverado, WT		IGC0104
K2500	Manifold Absolute Pressure Sensor	6.5L	Cheyenne, Silverado, WT		PRS8205HU-D
K2500 Suburban	Ignition Coil	5.7L, 7.4L	Base, LS		IGC0104
K2500 Suburban	Manifold Absolute Pressure Sensor	6.5L	Base, LS		PRS8205HU-D
K3500	Ignition Coil	5.7L, 7.4L	Cheyenne, Silverado		IGC0104
Lumina	Ignition Coil	3.1L, 3.8L	Base, LS, LTZ		IGC0102
Lumina	Mass Air Flow Sensor	3.8L	LS, LTZ	Actual OE	MAF0005
Lumina	Manifold Absolute Pressure Sensor	3.1L	Base, LS, LTZ		PRS8205HU-D
Lumina	Throttle Position Sensor	3.8L	LS, LTZ	With OE No. 24504798	TPS0002
Lumina	Engine Water Pump	3.1L	Base	Gasket, Actual OE	WUP0009
Malibu	Ignition Coil	3.1L	Base, LS		IGC0102
Malibu	Ignition Coil	2.4L	Base		IGC0103

Vehicle	Part Type	Engine Size	Trim	Note(s)	Part Number
<b>1998 Chevrolet (cont'd)</b>					
Malibu	Manifold Absolute Pressure Sensor	3.1L	Base, LS		PRS8205HU-D
Monte Carlo	Ignition Coil	3.1L, 3.8L	LS, Z34		IGC0102
Monte Carlo	Mass Air Flow Sensor	3.8L	Z34	Actual OE	MAF0005
Monte Carlo	Manifold Absolute Pressure Sensor	3.1L	LS		PRS8205HU-D
Monte Carlo	Throttle Position Sensor	3.8L	Z34	With OE No. 24504798	TPS0002
Monte Carlo	Engine Water Pump	3.1L	LS	Gasket, Actual OE	WUP0009
P30	Ignition Coil	4.3L, 5.7L	Base		IGC0104
P30	Ignition Coil	7.4L	Base	J	IGC0104
S10	Ignition Coil	2.2L	Base, LS		IGC0102
S10	Ignition Coil	4.3L	Base, LS, SS, ZR2		IGC0104
S10	Engine Water Pump	2.2L	Base, LS	Gasket, Actual OE	WUP0010
Tahoe	Ignition Coil	5.7L	Base, LS, LT		IGC0104
Tahoe	Manifold Absolute Pressure Sensor	6.5L	Base, LS, LT		PRS8205HU-D
Venture	Ignition Coil	3.4L	Base, LS		IGC0102
Venture	Manifold Absolute Pressure Sensor	3.4L	Base, LS		PRS8205HU-D
Venture	Engine Water Pump	3.4L	Base	Gasket, Actual OE	WUP0009
<b>1999 Chevrolet</b>					
Astro	Ignition Coil	4.3L	Base, LS, LT		IGC0104
Blazer	Ignition Coil	4.3L	Base, LS, LT, Trailblazer		IGC0104
C1500	Ignition Coil	5.0L, 5.7L	LS		IGC0104
C1500 Suburban	Ignition Coil	5.7L	Base, LS, LT		IGC0104
C2500	Ignition Coil	5.7L, 7.4L	400 SS, Austeria, Base, Cheyenne, Custom, LS		IGC0104
C2500 Suburban	Ignition Coil	5.7L, 7.4L	Base, LS		IGC0104
C3500	Ignition Coil	5.7L, 7.4L	Base, LS		IGC0104
Camaro	Ignition Coil	3.8L	Base		IGC0102
Camaro	Mass Air Flow Sensor	3.8L	Base	Actual OE	MAF0047
Cavalier	Ignition Coil	2.2L	Base, LS, RS		IGC0102
Cavalier	Ignition Coil	2.4L	LS, RS, Z24		IGC0103
Cavalier	Engine Water Pump	2.2L	Base, LS, RS	Gasket, Actual OE	WUP0010
Express 1500	Ignition Coil	4.3L, 5.0L, 5.7L	Base, LS		IGC0104
Express 2500	Ignition Coil	4.3L, 5.0L, 5.7L	Base, LS		IGC0104
Express 3500	Ignition Coil	5.7L, 7.4L	Base, LS		IGC0104

Vehicle	Part Type	Engine Size	Trim	Note(s)	Part Number
<b>1999 Chevrolet (cont'd)</b>					
K1500	Ignition Coil	5.0L, 5.7L	LS		IGC0104
K1500 Suburban	Ignition Coil	5.7L	Base, LS, LT		IGC0104
K1500 Suburban	Manifold Absolute Pressure Sensor	6.5L	Base, LS, LT		PRS8205HU-D
K2500	Ignition Coil	5.7L, 7.4L	Base, LS		IGC0104
K2500 Suburban	Ignition Coil	5.7L, 7.4L	Base, LS		IGC0104
K3500	Ignition Coil	5.7L, 7.4L	Base, LS		IGC0104
Lumina	Ignition Coil	3.1L, 3.8L	Base, LS, LTZ		IGC0102
Lumina	Mass Air Flow Sensor	3.8L	Base, LS, LTZ	Actual OE	MAF0047
Lumina	Manifold Absolute Pressure Sensor	3.1L	Base, LS, LTZ		PRS8205HU-D
Lumina	Throttle Position Sensor	3.8L	Base, LS, LTZ	With OE No. 24504798	TPS0002
Lumina	Engine Water Pump	3.1L	Base	Gasket, Actual OE	WUP0009
Malibu	Ignition Coil	3.1L	Base, LS		IGC0102
Malibu	Ignition Coil	2.4L	Base		IGC0103
Malibu	Manifold Absolute Pressure Sensor	3.1L	Base, LS		PRS8205HU-D
Monte Carlo	Ignition Coil	3.1L, 3.8L	Indianapolis 500 Pace Car, LS, Z34		IGC0102
Monte Carlo	Mass Air Flow Sensor	3.8L	Indianapolis 500 Pace Car, LS, Z34	Actual OE	MAF0047
Monte Carlo	Manifold Absolute Pressure Sensor	3.1L	LS		PRS8205HU-D
Monte Carlo	Throttle Position Sensor	3.8L	Indianapolis 500 Pace Car, LS, Z34	With OE No. 24504798	TPS0002
Monte Carlo	Engine Water Pump	3.1L	LS	Gasket, Actual OE	WUP0009
P30	Ignition Coil	4.3L, 5.7L	Base		IGC0104
P30	Ignition Coil	7.4L	Base	J	IGC0104
S10	Ignition Coil	2.2L	Base, LS, Xtreme		IGC0102
S10	Ignition Coil	4.3L	Base, LS, Xtreme, ZR2		IGC0104
S10	Engine Water Pump	2.2L	Base, LS, Xtreme	Gasket, Actual OE	WUP0010
Silverado 1500	Ignition Coil	4.3L	Base, LS, LT		IGC0104
Silverado 1500	Ignition Coil	4.8L, 5.3L	Base, LS, LT	w/ Round Type Coil	IGC0127
Silverado 1500	Ignition Coil	4.8L, 5.3L	Base, LS, LT	w/ Square Type Coil	IGC0131
Silverado 2500	Ignition Coil	5.3L, 6.0L	Base, LS, LT	w/ Round Type Coil	IGC0127
Silverado 2500	Ignition Coil	5.3L, 6.0L	Base, LS, LT	w/ Square Type Coil	IGC0131
Tahoe	Ignition Coil	5.7L	Base, LS, LT		IGC0104

Vehicle	Part Type	Engine Size	Trim	Note(s)	Part Number
<b>1999 Chevrolet (cont'd)</b>					
Tahoe	Manifold Absolute Pressure Sensor	6.5L	Base, LS, LT	4WD	PRS8205HU-D
Venture	Ignition Coil	3.4L	Base, LS		IGC0102
Venture	Manifold Absolute Pressure Sensor	3.4L	Base, LS		PRS8205HU-D
Venture	Engine Water Pump	3.4L	Base	Gasket, Actual OE	WUP0009
<b>2000 Chevrolet</b>					
Astro	Ignition Coil	4.3L	Base, LS, LT		IGC0104
Blazer	Ignition Coil	4.3L	LS, LT, Trailblazer		IGC0104
C2500	Ignition Coil	5.7L, 7.4L	Base, LS		IGC0104
C3500	Ignition Coil	5.7L, 7.4L	Base, LS		IGC0104
Camaro	Ignition Coil	3.8L	Base		IGC0102
Camaro	Mass Air Flow Sensor	3.8L	Base	Actual OE	MAF0047
Cavalier	Ignition Coil	2.2L	Base, LS		IGC0102
Cavalier	Ignition Coil	2.4L	LS, Z24		IGC0103
Cavalier	Engine Water Pump	2.2L	Base, LS	Gasket, Actual OE	WUP0010
Express 1500	Ignition Coil	4.3L, 5.0L, 5.7L	Base, LS		IGC0104
Express 2500	Ignition Coil	4.3L, 5.0L, 5.7L	Base, LS		IGC0104
Express 3500	Ignition Coil	5.7L, 7.4L	Base, LS		IGC0104
Impala	Ignition Coil	3.4L, 3.8L	Base, LS		IGC0102
Impala	Mass Air Flow Sensor	3.8L	Base, LS	Actual OE	MAF0047
Impala	Manifold Absolute Pressure Sensor	3.4L	Base		PRS8205HU-D
Impala	Throttle Position Sensor	3.8L	Base, LS	With OE No. 24504798	TPS0002
Impala	Engine Water Pump	3.4L	Base	Gasket, Actual OE	WUP0009
K2500	Ignition Coil	5.7L, 7.4L	Base, LS		IGC0104
K3500	Ignition Coil	5.7L, 7.4L	Base, LS		IGC0104
Lumina	Ignition Coil	3.1L	Base		IGC0102
Lumina	Manifold Absolute Pressure Sensor	3.1L	Base		PRS8205HU-D
Lumina	Engine Water Pump	3.1L	Base	Gasket, Actual OE	WUP0009
Malibu	Ignition Coil	3.1L	Base, LS		IGC0102
Malibu	Manifold Absolute Pressure Sensor	3.1L	Base, LS		PRS8205HU-D
Monte Carlo	Ignition Coil	3.4L, 3.8L	LS, SS		IGC0102
Monte Carlo	Mass Air Flow Sensor	3.8L	SS	Actual OE	MAF0047

Vehicle	Part Type	Engine Size	Trim	Note(s)	Part Number
<b>2000 Chevrolet (cont'd)</b>					
Monte Carlo	Manifold Absolute Pressure Sensor	3.4L	LS		PRS8205HU-D
Monte Carlo	Throttle Position Sensor	3.8L	SS	With OE No. 24504798	TPS0002
S10	Ignition Coil	2.2L	Base, LS, Xtreme		IGC0102
S10	Ignition Coil	4.3L	Base, LS, Xtreme, ZR2		IGC0104
S10	Engine Water Pump	2.2L	Base, LS, Xtreme	Gasket, Actual OE	WUP0010
Silverado 1500	Ignition Coil	4.3L	Base, LS, LT		IGC0104
Silverado 1500	Ignition Coil	4.8L, 5.3L	Base, LS, LT	w/ Round Type Coil	IGC0127
Silverado 1500	Ignition Coil	4.8L, 5.3L	Base, LS, LT	w/ Square Type Coil	IGC0131
Silverado 2500	Ignition Coil	5.3L, 6.0L	Base, LS, LT	w/ Round Type Coil	IGC0127
Silverado 2500	Ignition Coil	5.3L, 6.0L	Base, LS, LT	w/ Square Type Coil	IGC0131
Suburban 1500	Ignition Coil	5.3L	Base, LS, LT	w/ Round Type Coil	IGC0127
Suburban 1500	Ignition Coil	5.3L	Base, LS, LT	w/ Square Type Coil	IGC0131
Suburban 2500	Ignition Coil	6.0L	Base, LS, LT	w/ Round Type Coil	IGC0127
Suburban 2500	Ignition Coil	6.0L	Base, LS, LT	w/ Square Type Coil	IGC0131
Tahoe	Ignition Coil	5.7L	Limited, Z71		IGC0104
Tahoe	Ignition Coil	4.8L, 5.3L	Base, LS, LT	w/ Round Type Coil	IGC0127
Tahoe	Ignition Coil	4.8L, 5.3L	Base, LS, LT	w/ Square Type Coil	IGC0131
Venture	Ignition Coil	3.4L	Base, LS, LT, Plus, Value, Warner Bros.		IGC0102
Venture	Manifold Absolute Pressure Sensor	3.4L	Base, LS, LT, Plus, Value, Warner Bros.		PRS8205HU-D
Venture	Engine Water Pump	3.4L	Base	Gasket, Actual OE	WUP0009
<b>2001 Chevrolet</b>					
Astro	Ignition Coil	4.3L	Base, LS, LT		IGC0104
Blazer	Ignition Coil	4.3L	LS, LT, Trailblazer, Xtreme		IGC0104
Camaro	Ignition Coil	3.8L	Base		IGC0102
Camaro	Mass Air Flow Sensor	3.8L	Base	Actual OE	MAF0047
Cavalier	Ignition Coil	2.2L	Base, LS		IGC0102
Cavalier	Ignition Coil	2.4L	LS, Z24		IGC0103
Cavalier	Engine Water Pump	2.2L	Base, LS	Gasket, Actual OE	WUP0010

Vehicle	Part Type	Engine Size	Trim	Note(s)	Part Number
<b>2001 Chevrolet (cont'd)</b>					
Express 1500	Ignition Coil	4.3L, 5.0L, 5.7L	Base, LS, LT		IGC0104
Express 2500	Ignition Coil	4.3L, 5.0L, 5.7L	Base, LS		IGC0104
Express 3500	Ignition Coil	5.7L	Base, LS		IGC0104
Impala	Ignition Coil	3.4L, 3.8L	Base, LS		IGC0102
Impala	Mass Air Flow Sensor	3.8L	Base, LS	Actual OE	MAF0047
Impala	Manifold Absolute Pressure Sensor	3.4L	Base		PRS8205HU-D
Impala	Throttle Position Sensor	3.8L	Base, LS	With OE No. 24504798	TPS0002
Impala	Engine Water Pump	3.4L	Base	Gasket, Actual OE	WUP0009
Lumina	Ignition Coil	3.1L	Base		IGC0102
Lumina	Manifold Absolute Pressure Sensor	3.1L	Base		PRS8205HU-D
Lumina	Engine Water Pump	3.1L	Base	Gasket, Actual OE	WUP0009
Malibu	Ignition Coil	3.1L	Base, LS		IGC0102
Malibu	Manifold Absolute Pressure Sensor	3.1L	Base, LS		PRS8205HU-D
Monte Carlo	Ignition Coil	3.4L, 3.8L	LS, SS		IGC0102
Monte Carlo	Mass Air Flow Sensor	3.8L	SS	Actual OE	MAF0047
Monte Carlo	Manifold Absolute Pressure Sensor	3.4L	LS		PRS8205HU-D
Monte Carlo	Throttle Position Sensor	3.8L	SS	With OE No. 24504798	TPS0002
S10	Ignition Coil	2.2L	Base, LS, Xtreme		IGC0102
S10	Ignition Coil	4.3L	Base, LS, Xtreme, ZR2		IGC0104
S10	Engine Water Pump	2.2L	Base, LS, Xtreme	Gasket, Actual OE	WUP0010
Silverado 1500	Ignition Coil	4.3L	Base, LS, LT		IGC0104
Silverado 1500	Ignition Coil	4.8L, 5.3L	Base, LS, LT	w/ Round Type Coil	IGC0127
Silverado 1500	Ignition Coil	4.8L, 5.3L	Base, LS, LT	w/ Square Type Coil	IGC0131
Silverado 1500 HD	Ignition Coil	6.0L	LS, LT	w/ Round Type Coil	IGC0127
Silverado 1500 HD	Ignition Coil	6.0L	LS, LT	w/ Square Type Coil	IGC0131
Silverado 2500	Ignition Coil	6.0L	Base, LS, LT	w/ Round Type Coil	IGC0127
Silverado 2500	Ignition Coil	6.0L	Base, LS, LT	w/ Square Type Coil	IGC0131
Silverado 2500 HD	Ignition Coil	6.0L	Base, LS, LT	w/ Round Type Coil	IGC0127

Vehicle	Part Type	Engine Size	Trim	Note(s)	Part Number
<b>2001 Chevrolet (cont'd)</b>					
Silverado 2500 HD	Ignition Coil	6.0L	Base, LS, LT	w/ Square Type Coil	IGC0131
Silverado 2500 HD	Mass Air Flow Sensor	6.6L	Base, LS, LT	Actual OE	MAF0081
Silverado 2500 HD	Engine Oil Level Sensor	6.6L	Base, LS, LT	4WD	OLS0001
Silverado 2500 HD	Engine Oil Level Sensor	6.6L	Base, LS, LT	RWD	OLS0001
Silverado 2500 HD	Starter Motor	6.6L	Base, LS, LT	Actual OE	STR0023
Silverado 3500	Ignition Coil	6.0L	Base, LS, LT	w/ Round Type Coil	IGC0127
Silverado 3500	Ignition Coil	6.0L	Base, LS, LT	w/ Square Type Coil	IGC0131
Silverado 3500	Mass Air Flow Sensor	6.6L	Base, LS, LT	Actual OE	MAF0081
Silverado 3500	Engine Oil Level Sensor	6.6L	Base, LS, LT	4WD	OLS0001
Silverado 3500	Engine Oil Level Sensor	6.6L	Base, LS, LT	RWD	OLS0001
Silverado 3500	Starter Motor	6.6L	Base, LS, LT	Actual OE	STR0023
Suburban 1500	Ignition Coil	5.3L	Base, LS, LT	w/ Round Type Coil	IGC0127
Suburban 1500	Ignition Coil	5.3L	Base, LS, LT	w/ Square Type Coil	IGC0131
Suburban 2500	Ignition Coil	6.0L	Base, LS, LT	w/ Round Type Coil	IGC0127
Suburban 2500	Ignition Coil	6.0L	Base, LS, LT	w/ Square Type Coil	IGC0131
Tahoe	Ignition Coil	4.8L, 5.3L	Base, LS, LT	w/ Round Type Coil	IGC0127
Tahoe	Ignition Coil	4.8L, 5.3L	Base, LS, LT	w/ Square Type Coil	IGC0131
Venture	Ignition Coil	3.4L	LS, LT, Plus, Value, Warner Bros.		IGC0102
Venture	Manifold Absolute Pressure Sensor	3.4L	LS, LT, Plus, Value, Warner Bros.		PRS8205HU-D
<b>2002 Chevrolet</b>					
Astro	Ignition Coil	4.3L	Base, LS, LT		IGC0104
Avalanche 1500	Ignition Coil	5.3L	Base, LS, LT, North Face, On Road Edition, Z71	w/ Round Type Coil	IGC0127
Avalanche 1500	Ignition Coil	5.3L	Base, LS, LT, North Face, On Road Edition, Z71	w/ Square Type Coil	IGC0131
Blazer	Ignition Coil	4.3L	LS, Xtreme		IGC0104
Camaro	Ignition Coil	3.8L	Base		IGC0102
Camaro	Mass Air Flow Sensor	3.8L	Base	Actual OE	MAF0047
Cavalier	Ignition Coil	2.2L	Base, LS, LS Sport		IGC0102
Cavalier	Ignition Coil	2.4L	LS, LS Sport, Z24		IGC0103



Vehicle	Part Type	Engine Size	Trim	Note(s)	Part Number
<b>2002 Chevrolet (cont'd)</b>					
Cavalier	Engine Water Pump	2.2L	Base, LS, LS Sport	Actual OE	WUP0011
Express 1500	Ignition Coil	4.3L, 5.0L, 5.7L	Base, LS, LT		IGC0104
Express 2500	Ignition Coil	4.3L, 5.0L, 5.7L	Base, LS		IGC0104
Express 3500	Ignition Coil	5.7L	Base, LS		IGC0104
Impala	Ignition Coil	3.4L, 3.8L	Base, LS		IGC0102
Impala	Mass Air Flow Sensor	3.8L	Base, LS	Actual OE	MAF0047
Impala	Manifold Absolute Pressure Sensor	3.4L	Base		PRS8205HU-D
Impala	Throttle Position Sensor	3.8L	Base, LS	With OE No. 24504798	TPS0002
Impala	Engine Water Pump	3.4L	Base	Gasket, Actual OE	WUP0009
Malibu	Ignition Coil	3.1L	Base, LS		IGC0102
Malibu	Manifold Absolute Pressure Sensor	3.1L	Base, LS		PRS8205HU-D
Monte Carlo	Ignition Coil	3.4L, 3.8L	LS, SS, SS 35th Anniversary Edition, SS Dale Earnhardt Signature Edition		IGC0102
Monte Carlo	Mass Air Flow Sensor	3.8L	SS, SS 35th Anniversary Edition, SS Dale Earnhardt Signature Edition	Actual OE	MAF0047
Monte Carlo	Manifold Absolute Pressure Sensor	3.4L	LS		PRS8205HU-D
Monte Carlo	Throttle Position Sensor	3.8L	SS, SS 35th Anniversary Edition, SS Dale Earnhardt Signature Edition	With OE No. 24504798	TPS0002
S10	Ignition Coil	2.2L	Base, LS, Xtreme		IGC0102
S10	Ignition Coil	4.3L	Base, LS, Xtreme, ZR2, ZR5		IGC0104
S10	Engine Water Pump	2.2L	Base, LS, Xtreme	Gasket, Actual OE	WUP0010
Silverado 1500	Ignition Coil	4.3L	Base, Custom, LS, LT, WT		IGC0104
Silverado 1500	Ignition Coil	4.8L, 5.3L	Base, LS, LT, WT	w/ Round Type Coil	IGC0127
Silverado 1500	Ignition Coil	4.8L, 5.3L	Base, LS, LT, WT	w/ Square Type Coil	IGC0131
Silverado 1500 HD	Ignition Coil	6.0L	LS, LT	w/ Round Type Coil	IGC0127
Silverado 1500 HD	Ignition Coil	6.0L	LS, LT	w/ Square Type Coil	IGC0131
Silverado 2500	Ignition Coil	6.0L	Base, LS, LT	w/ Round Type Coil	IGC0127
Silverado 2500	Ignition Coil	6.0L	Base, LS, LT	w/ Square Type Coil	IGC0131

Vehicle	Part Type	Engine Size	Trim	Note(s)	Part Number
<b>2002 Chevrolet (cont'd)</b>					
Silverado 2500 HD	Ignition Coil	6.0L	Base, LS, LT	w/ Round Type Coil	IGC0127
Silverado 2500 HD	Ignition Coil	6.0L	Base, LS, LT	w/ Square Type Coil	IGC0131
Silverado 2500 HD	Mass Air Flow Sensor	6.6L	Base, LS, LT	Actual OE	MAF0081
Silverado 2500 HD	Engine Oil Level Sensor	6.6L	Base, LS, LT	4WD	OLS0001
Silverado 2500 HD	Engine Oil Level Sensor	6.6L	Base, LS, LT	RWD	OLS0001
Silverado 2500 HD	Starter Motor	6.6L	Base, LS, LT	Actual OE	STR0023
Silverado 3500	Ignition Coil	6.0L	Base, LS, LT	w/ Round Type Coil	IGC0127
Silverado 3500	Ignition Coil	6.0L	Base, LS, LT	w/ Square Type Coil	IGC0131
Silverado 3500	Mass Air Flow Sensor	6.6L	Base, LS, LT	Actual OE	MAF0081
Silverado 3500	Engine Oil Level Sensor	6.6L	Base, LS, LT	4WD	OLS0001
Silverado 3500	Engine Oil Level Sensor	6.6L	Base, LS, LT	RWD	OLS0001
Silverado 3500	Starter Motor	6.6L	Base, LS, LT	Actual OE	STR0023
Suburban 1500	Ignition Coil	5.3L	LS, LT	w/ Round Type Coil	IGC0127
Suburban 1500	Ignition Coil	5.3L	LS, LT	w/ Square Type Coil	IGC0131
Suburban 2500	Ignition Coil	6.0L	LS, LT	w/ Round Type Coil	IGC0127
Suburban 2500	Ignition Coil	6.0L	LS, LT	w/ Square Type Coil	IGC0131
Tahoe	Ignition Coil	4.8L, 5.3L	LS, LT	w/ Round Type Coil	IGC0127
Tahoe	Ignition Coil	4.8L, 5.3L	LS, LT	w/ Square Type Coil	IGC0131
Trailblazer	Ignition Coil	4.2L	LS, LT, LTZ, North Face		IGC0137
Trailblazer EXT	Ignition Coil	4.2L	LT, North Face		IGC0137
Venture	Ignition Coil	3.4L	Base, LS, LT, Plus, Value, Warner Bros.		IGC0102
Venture	Manifold Absolute Pressure Sensor	3.4L	Base, LS, LT, Plus, Value, Warner Bros.	FWD	PRS8205HU-D
Venture	Engine Water Pump	3.4L	Base	Gasket, Actual OE	WUP0009
Zafira	Engine Water Pump	2.2L	Base, Confort	MEX, Actual OE	WUP0011
<b>2003 Chevrolet</b>					
Astro	Ignition Coil	4.3L	Base, LS, LT		IGC0104
Avalanche 1500	Fuel Injection Throttle Body	5.3L	Base, North Face, On Road Edition, WBH, Z71	Gasket, Actual OE	ETB0019

Vehicle	Part Type	Engine Size	Trim	Note(s)	Part Number
<b>2003 Chevrolet (cont'd)</b>					
Avalanche 1500	Ignition Coil	5.3L	Base, North Face, On Road Edition, WBH, Z71	w/ Round Type Coil	IGC0127
Avalanche 1500	Ignition Coil	5.3L	Base, North Face, On Road Edition, WBH, Z71	w/ Square Type Coil	IGC0131
Avalanche 2500	Fuel Injection Throttle Body	8.1L	Base	Actual OE	ETB0022
Avalanche 2500	Ignition Coil	8.1L	Base	w/ Square Type Coil	IGC0131
Blazer	Ignition Coil	4.3L	LS, Xtreme, ZR2		IGC0104
C4500 Kodiak	Fuel Injection Throttle Body	8.1L	C4C042, C4E042, C4U042, C4V042	w/ Interim Control (CTF), Actual OE	ETB0022
Cavalier	Engine Water Pump	2.2L	Base, LS, LS Sport	Actual OE	WUP0011
Express 1500	Ignition Coil	4.3L	Base, LS		IGC0104
Express 1500	Ignition Coil	5.3L	Base, LS	w/ Round Type Coil	IGC0127
Express 2500	Ignition Coil	4.3L	Base, LS		IGC0104
Express 2500	Ignition Coil	4.8L, 5.3L, 6.0L	Base, LS	w/ Round Type Coil	IGC0127
Express 3500	Ignition Coil	6.0L	Base, LS	w/ Round Type Coil	IGC0127
Impala	Ignition Coil	3.4L, 3.8L	Base, LS, LS Sport		IGC0102
Impala	Mass Air Flow Sensor	3.8L	Base, LS, LS Sport	Actual OE	MAF0047
Impala	Manifold Absolute Pressure Sensor	3.4L	Base		PRS8205HU-D
Impala	Throttle Position Sensor	3.8L	Base, LS, LS Sport, Police	With OE No. 24504798	TPS0002
Impala	Engine Water Pump	3.4L	Base	Gasket, Actual OE	WUP0009
Malibu	Ignition Coil	3.1L	Base, LS		IGC0102
Malibu	Manifold Absolute Pressure Sensor	3.1L	Base, LS		PRS8205HU-D
Monte Carlo	Ignition Coil	3.4L, 3.8L	LS, LS Competition, LS Sport, SS, SS High Sport, SS Pace Car		IGC0102
Monte Carlo	Mass Air Flow Sensor	3.8L	SS, SS High Sport, SS Pace Car	Actual OE	MAF0047
Monte Carlo	Manifold Absolute Pressure Sensor	3.4L	LS, LS Competition, LS Sport		PRS8205HU-D
Monte Carlo	Throttle Position Sensor	3.8L	SS, SS High Sport, SS Pace Car	With OE No. 24504798	TPS0002
S10	Ignition Coil	2.2L	Base, LS, Xtreme		IGC0102
S10	Ignition Coil	4.3L	Base, LS, Xtreme, ZR2, ZR5		IGC0104
S10	Engine Water Pump	2.2L	Base, LS, Xtreme	Gasket, Actual OE	WUP0010
Silverado 1500	Fuel Injection Throttle Body	4.8L, 5.3L, 6.0L	Base, LS, LT, SS, WT	Gasket, Actual OE	ETB0019

Vehicle	Part Type	Engine Size	Trim	Note(s)	Part Number
<b>2003 Chevrolet (cont'd)</b>					
Silverado 1500	Ignition Coil	4.3L	Base, LS, LT, WT		IGC0104
Silverado 1500	Ignition Coil	4.8L, 5.3L, 6.0L	Base, LS, LT, SS, WT	w/ Round Type Coil	IGC0127
Silverado 1500	Ignition Coil	4.8L, 5.3L, 6.0L	Base, LS, LT, SS, WT	w/ Square Type Coil	IGC0131
Silverado 1500 HD	Fuel Injection Throttle Body	6.0L	LS, LT	Gasket, Actual OE	ETB0019
Silverado 1500 HD	Ignition Coil	6.0L	LS, LT	w/ Round Type Coil	IGC0127
Silverado 1500 HD	Ignition Coil	6.0L	LS, LT	w/ Square Type Coil	IGC0131
Silverado 2500	Fuel Injection Throttle Body	5.3L, 6.0L	Base, LS, LT	Gasket, Actual OE	ETB0019
Silverado 2500	Ignition Coil	6.0L	Base, LS, LT	w/ Round Type Coil	IGC0127
Silverado 2500	Ignition Coil	6.0L	Base, LS, LT	w/ Square Type Coil	IGC0131
Silverado 2500 HD	Fuel Injection Throttle Body	6.0L	Base, LS, LT, WT	Gasket, Actual OE	ETB0019
Silverado 2500 HD	Fuel Injection Throttle Body	8.1L	Base, LS, LT	Actual OE	ETB0022
Silverado 2500 HD	Ignition Coil	6.0L	Base, LS, LT, WT	w/ Round Type Coil	IGC0127
Silverado 2500 HD	Ignition Coil	6.0L, 8.1L	Base, LS, LT, WT	w/ Square Type Coil	IGC0131
Silverado 2500 HD	Mass Air Flow Sensor	6.6L	Base, LS, LT	Actual OE	MAF0081
Silverado 2500 HD	Engine Oil Level Sensor	6.6L	Base, LS, LT	4WD	OLS0001
Silverado 2500 HD	Engine Oil Level Sensor	6.6L	Base, LS, LT	RWD	OLS0001
Silverado 2500 HD	Starter Motor	6.6L	Base, LS, LT	Actual OE	STR0023
Silverado 3500	Fuel Injection Throttle Body	6.0L	Base, LS, LT	Gasket, Actual OE	ETB0019
Silverado 3500	Fuel Injection Throttle Body	8.1L	Base, LS, LT	Actual OE	ETB0022
Silverado 3500	Ignition Coil	6.0L	Base, LS, LT	w/ Round Type Coil	IGC0127
Silverado 3500	Ignition Coil	6.0L, 8.1L	Base, LS, LT	w/ Square Type Coil	IGC0131
Silverado 3500	Mass Air Flow Sensor	6.6L	Base, LS, LT	Actual OE	MAF0081
Silverado 3500	Engine Oil Level Sensor	6.6L	Base, LS, LT	4WD	OLS0001
Silverado 3500	Engine Oil Level Sensor	6.6L	Base, LS, LT	RWD	OLS0001
Silverado 3500	Starter Motor	6.6L	Base, LS, LT	Actual OE	STR0023
Suburban 1500	Fuel Injection Throttle Body	5.3L	Base, LS, LT	Gasket, Actual OE	ETB0019

Vehicle	Part Type	Engine Size	Trim	Note(s)	Part Number
<b>2003 Chevrolet (cont'd)</b>					
Suburban 1500	Ignition Coil	5.3L	Base, LS, LT	w/ Round Type Coil	IGC0127
Suburban 1500	Ignition Coil	5.3L	Base, LS, LT	w/ Square Type Coil	IGC0131
Suburban 2500	Fuel Injection Throttle Body	6.0L	LS, LT	Gasket, Actual OE	ETB0019
Suburban 2500	Fuel Injection Throttle Body	8.1L	LS, LT	Actual OE	ETB0022
Suburban 2500	Ignition Coil	6.0L	LS, LT	w/ Round Type Coil	IGC0127
Suburban 2500	Ignition Coil	6.0L, 8.1L	LS, LT	w/ Square Type Coil	IGC0131
Tahoe	Fuel Injection Throttle Body	4.8L, 5.3L	LS, LT, Z71	Gasket, Actual OE	ETB0019
Tahoe	Ignition Coil	4.8L, 5.3L	LS, LT, Z71	w/ Round Type Coil	IGC0127
Tahoe	Ignition Coil	4.8L, 5.3L	LS, LT, Z71	w/ Square Type Coil	IGC0131
Trailblazer	Fuel Injection Throttle Body	4.2L	Base, EXT, LS, LT, LTZ, North Face		ETB0075
Trailblazer	Ignition Coil	4.2L	Base, EXT, LS, LT, LTZ, North Face		IGC0137
Trailblazer EXT	Fuel Injection Throttle Body	5.3L	LS, LT, North Face	Gasket, Actual OE	ETB0019
Trailblazer EXT	Fuel Injection Throttle Body	4.2L	LS, LT, North Face		ETB0075
Trailblazer EXT	Ignition Coil	5.3L	LS, LT, North Face	w/ Round Type Coil	IGC0127
Trailblazer EXT	Ignition Coil	4.2L	LS, LT, North Face		IGC0137
Vectra	Engine Water Pump	2.2L	Base	MEX, Actual OE	WUP0011
Venture	Ignition Coil	3.4L	Base, LS, LT, Plus, Value, Warner Bros.		IGC0102
Venture	Manifold Absolute Pressure Sensor	3.4L	Base, LS, LT, Plus, Value, Warner Bros.	FWD	PRS8205HU-D
Zafira	Engine Water Pump	2.2L	Base	MEX, Actual OE	WUP0011
<b>2004 Chevrolet</b>					
Astro	Ignition Coil	4.3L	Base, LS, LT		IGC0104
Avalanche 1500	Fuel Injection Throttle Body	5.3L	Base, Z66, Z71	Gasket, Actual OE	ETB0019
Avalanche 1500	Ignition Coil	5.3L	Base, Z66, Z71	w/ Round Type Coil	IGC0127
Avalanche 1500	Ignition Coil	5.3L	Base, Z66, Z71	w/ Square Type Coil	IGC0131
Avalanche 2500	Fuel Injection Throttle Body	8.1L	Base	Actual OE	ETB0022

Vehicle	Part Type	Engine Size	Trim	Note(s)	Part Number
<b>2004 Chevrolet (cont'd)</b>					
Avalanche 2500	Ignition Coil	8.1L	Base	w/ Square Type Coil	IGC0131
Aveo	Ignition Coil	1.6L	Base, LS		IGC0163
Aveo	Spark Plug Wire	1.6L	Base, LS	SPECIAL ORDER ONLY	SPW4236HU-D
Blazer	Ignition Coil	4.3L	LS, Xtreme, ZR2		IGC0104
C4500 Kodiak	Fuel Injection Throttle Body	8.1L	C4C042, C4E042, C4U042, C4V042	Actual OE	ETB0022
Cavalier	Engine Water Pump	2.2L	Base, LS, LS Sport	Actual OE	WUP0011
Colorado	Fuel Injection Throttle Body	3.5L	Base, LS, Sport, Sport LS, Z71, Z71 LS, Z85, Z85 LS		ETB0075
Colorado	Ignition Coil	2.8L, 3.5L	Base, LS, Sport, Sport LS, Z71, Z71 LS, Z85, Z85 LS		IGC0137
Colorado	Mass Air Flow Sensor	2.8L, 3.5L	Base, LS, Sport, Sport LS, Z71, Z71 LS, Z85, Z85 LS	Actual OE	MAF0013
Express 1500	Ignition Coil	4.3L	Base, LS		IGC0104
Express 1500	Ignition Coil	5.3L	Base, LS	w/ Round Type Coil	IGC0127
Express 2500	Fuel Injection Throttle Body	6.0L	Base, LS	w/ Electronic Throttle Control (KUP), Gasket, Actual OE	ETB0019
Express 2500	Ignition Coil	4.3L	Base, LS		IGC0104
Express 2500	Ignition Coil	4.8L, 5.3L, 6.0L	Base, LS	w/ Round Type Coil	IGC0127
Express 3500	Fuel Injection Throttle Body	6.0L	Base, LS	w/ Electronic Throttle Control (KUP), Gasket, Actual OE	ETB0019
Express 3500	Ignition Coil	6.0L	Base, LS	w/ Round Type Coil	IGC0127
Impala	Ignition Coil	3.4L	Base		IGC0102
Impala	Ignition Coil	3.8L	Base, LS	Naturally Aspirated	IGC0102
Impala	Mass Air Flow Sensor	3.8L	Base, LS, SS	Actual OE	MAF0047
Impala	Manifold Absolute Pressure Sensor	3.4L	Base	First Design	PRS8205HU-D
Impala	Throttle Position Sensor	3.8L	Base, LS, Police, SS	With OE No. 24504798	TPS0002
Impala	Engine Water Pump	3.4L	Base	Gasket, Actual OE	WUP0009
Malibu	Fuel Injection Throttle Body	3.5L	LS, LT, Maxx, Maxx LS, Maxx LT	Actual OE	ETB0027
Malibu	Mass Air Flow Sensor	2.2L	Base	Actual OE	MAF0013
Malibu	Engine Water Pump	2.2L	Base	Actual OE	WUP0011
Monte Carlo	Ignition Coil	3.4L	LS		IGC0102

Vehicle	Part Type	Engine Size	Trim	Note(s)	Part Number
<b>2004 Chevrolet (cont'd)</b>					
Monte Carlo	Ignition Coil	3.8L	SS	Naturally Aspirated	IGC0102
Monte Carlo	Mass Air Flow Sensor	3.8L	SS	Actual OE	MAF0047
Monte Carlo	Manifold Absolute Pressure Sensor	3.4L	LS	First Design	PRS8205HU-D
Monte Carlo	Throttle Position Sensor	3.8L	SS	With OE No. 24504798	TPS0002
Optra	Ignition Coil	2.0L	Base, LS		IGC0163
Optra	Spark Plug Wire	2.0L	Base, LS	SPECIAL ORDER ONLY	SPW4759HU-D
S10	Ignition Coil	4.3L	LS, ZR5		IGC0104
Silverado 1500	Fuel Injection Throttle Body	4.8L, 5.3L, 6.0L	Base, Hybrid, LS, LT, SS, WT, Z71	Gasket, Actual OE	ETB0019
Silverado 1500	Ignition Coil	4.3L	Base, LS, LT, WT, Z71		IGC0104
Silverado 1500	Ignition Coil	4.8L, 5.3L, 6.0L	Base, Hybrid, LS, LT, SS, WT, Z71	w/ Round Type Coil	IGC0127
Silverado 1500	Ignition Coil	4.8L, 5.3L, 6.0L	Base, Hybrid, LS, LT, SS, WT, Z71	w/ Square Type Coil	IGC0131
Silverado 2500	Fuel Injection Throttle Body	5.3L, 6.0L	Base, LS, LT, WT	Gasket, Actual OE	ETB0019
Silverado 2500	Ignition Coil	6.0L	Base, LS, LT, WT	w/ Round Type Coil	IGC0127
Silverado 2500	Ignition Coil	6.0L	Base, LS, LT, WT	w/ Square Type Coil	IGC0131
Silverado 2500 HD	Fuel Injection Throttle Body	6.0L	Base, LS, LT, WT	Gasket, Actual OE	ETB0019
Silverado 2500 HD	Fuel Injection Throttle Body	8.1L	Base, LS, LT, WT	Actual OE	ETB0022
Silverado 2500 HD	Ignition Coil	6.0L	Base, LS, LT, WT	w/ Round Type Coil	IGC0127
Silverado 2500 HD	Ignition Coil	6.0L, 8.1L	Base, LS, LT, WT	w/ Square Type Coil	IGC0131
Silverado 2500 HD	Mass Air Flow Sensor	6.6L	Base, LS, LT, WT	Actual OE	MAF0081
Silverado 2500 HD	Engine Oil Level Sensor	6.6L	Base, LS, LT, WT	4WD	OLS0001
Silverado 2500 HD	Engine Oil Level Sensor	6.6L	Base, LS, LT, WT	RWD	OLS0001
Silverado 2500 HD	Starter Motor	6.6L	Base, LS, LT, WT	Actual OE	STR0023
Silverado 3500	Fuel Injection Throttle Body	6.0L	Base, LS, LT, WT	Gasket, Actual OE	ETB0019
Silverado 3500	Fuel Injection Throttle Body	8.1L	Base, LS, LT, WT	Actual OE	ETB0022
Silverado 3500	Ignition Coil	6.0L	Base, LS, LT, WT	w/ Round Type Coil	IGC0127
Silverado 3500	Ignition Coil	6.0L, 8.1L	Base, LS, LT, WT	w/ Square Type Coil	IGC0131
Silverado 3500	Mass Air Flow Sensor	6.6L	Base, LS, LT, WT	Actual OE	MAF0081

Vehicle	Part Type	Engine Size	Trim	Note(s)	Part Number
<b>2004 Chevrolet (cont'd)</b>					
Silverado 3500	Engine Oil Level Sensor	6.6L	Base, LS, LT, WT	4WD	OLS0001
Silverado 3500	Engine Oil Level Sensor	6.6L	Base, LS, LT, WT	RWD	OLS0001
Silverado 3500	Starter Motor	6.6L	Base, LS, LT, WT	Actual OE	STR0023
SSR	Ignition Coil	5.3L	Base	w/ Round Type Coil	IGC0127
Suburban 1500	Fuel Injection Throttle Body	5.3L	Base, LS, LT, Z71	Gasket, Actual OE	ETB0019
Suburban 1500	Ignition Coil	5.3L	Base, LS, LT, Z71	w/ Round Type Coil	IGC0127
Suburban 1500	Ignition Coil	5.3L	Base, LS, LT, Z71	w/ Square Type Coil	IGC0131
Suburban 2500	Fuel Injection Throttle Body	6.0L	LS, LT	Gasket, Actual OE	ETB0019
Suburban 2500	Fuel Injection Throttle Body	8.1L	LS, LT	Actual OE	ETB0022
Suburban 2500	Ignition Coil	6.0L	LS, LT	w/ Round Type Coil	IGC0127
Suburban 2500	Ignition Coil	6.0L, 8.1L	LS, LT	w/ Square Type Coil	IGC0131
Tahoe	Fuel Injection Throttle Body	4.8L, 5.3L	LS, LT, Z71	Gasket, Actual OE	ETB0019
Tahoe	Ignition Coil	4.8L, 5.3L	LS, LT, Z71	w/ Round Type Coil	IGC0127
Tahoe	Ignition Coil	4.8L, 5.3L	LS, LT, Z71	w/ Square Type Coil	IGC0131
Trailblazer	Fuel Injection Throttle Body	4.2L	A, B, Base, EXT, EXT B, LS, LT, North Face		ETB0075
Trailblazer	Ignition Coil	4.2L	A, B, Base, EXT, EXT B, LS, LT, North Face		IGC0137
Trailblazer EXT	Fuel Injection Throttle Body	5.3L	LS, LT, North Face	Gasket, Actual OE	ETB0019
Trailblazer EXT	Fuel Injection Throttle Body	4.2L	LS, LT, North Face		ETB0075
Trailblazer EXT	Ignition Coil	5.3L	LS, LT, North Face	w/ Round Type Coil	IGC0127
Trailblazer EXT	Ignition Coil	4.2L	LS, LT, North Face		IGC0137
Vectra	Engine Water Pump	2.2L	Base	MEX, Actual OE	WUP0011
Venture	Ignition Coil	3.4L	Base, LS, LT, Plus		IGC0102
Zafira	Engine Water Pump	2.2L	Base	MEX, Actual OE	WUP0011
<b>2005 Chevrolet</b>					
Astro	Ignition Coil	4.3L	Base, LS, LT		IGC0104
Avalanche 1500	Fuel Injection Throttle Body	5.3L	Base, LS, LT, Z66, Z71	Gasket, Actual OE	ETB0019



Vehicle	Part Type	Engine Size	Trim	Note(s)	Part Number
<b>2005 Chevrolet (cont'd)</b>					
Avalanche 1500	Ignition Coil	5.3L	Base, LS, LT, Z66, Z71	w/ Round Type Coil	IGC0127
Avalanche 1500	Ignition Coil	5.3L	Base, LS, LT, Z66, Z71	w/ Square Type Coil	IGC0131
Avalanche 2500	Fuel Injection Throttle Body	8.1L	LS, LT	Actual OE	ETB0022
Avalanche 2500	Ignition Coil	8.1L	LS, LT	w/ Square Type Coil	IGC0131
Aveo	Ignition Coil	1.6L	LS, LT, Special Value		IGC0163
Aveo	Spark Plug Wire	1.6L	LS, LT, Special Value	SPECIAL ORDER ONLY	SPW4236HU-D
Blazer	Ignition Coil	4.3L	Base, Xtreme, ZR2		IGC0104
C4500 Kodiak	Fuel Injection Throttle Body	8.1L	C4C042, C4C044, C4E042, C4E044, C4U042, C4V042	Actual OE	ETB0022
Cavalier	Engine Water Pump	2.2L	Base, LS, LS Sport	Actual OE	WUP0011
Cobalt	Engine Crankshaft Position Sensor	2.0L	SS		CPS8178HU-D
Cobalt	Mass Air Flow Sensor	2.0L, 2.2L	Base, LS, LT, SS	Actual OE, 5 Pins	MAF0034
Cobalt	Engine Water Pump	2.0L, 2.2L	Base, LS, LT, SS	Actual OE	WUP0011
Colorado	Fuel Injection Throttle Body	3.5L	Base, Sport, Sport LS, Z71, Z71 LS, Z85, Z85 LS		ETB0075
Colorado	Ignition Coil	2.8L, 3.5L	Z71, Z71 LS, Z85, Z85 LS		IGC0137
Colorado	Ignition Coil	2.8L, 3.5L	Sport, Sport LS	RWD	IGC0137
Colorado	Mass Air Flow Sensor	2.8L, 3.5L	Base, Sport, Sport LS, Z71, Z71 LS, Z85, Z85 LS	Actual OE	MAF0013
Corvette	Ignition Coil	6.0L	Base	w/ Square Type Coil	IGC0150
Corvette	Ignition Coil	6.0L	Base	w/ Round Type Coil	IGC0151
Equinox	Fuel Injection Throttle Body	3.4L	LS, LT	Actual OE	ETB0028
Express 1500	Ignition Coil	4.3L	Base, LS		IGC0104
Express 1500	Ignition Coil	5.3L	Base, LS	w/ Round Type Coil	IGC0127
Express 2500	Fuel Injection Throttle Body	6.0L	Base, LS	w/ Electronic Throttle Control (KUP), Gasket, Actual OE	ETB0019
Express 2500	Ignition Coil	4.3L	Base, LS		IGC0104
Express 2500	Ignition Coil	4.8L, 5.3L, 6.0L	Base, LS	w/ Round Type Coil	IGC0127
Express 3500	Fuel Injection Throttle Body	6.0L	Base, LS	w/ Electronic Throttle Control (KUP), Gasket, Actual OE	ETB0019

Vehicle	Part Type	Engine Size	Trim	Note(s)	Part Number
<b>2005 Chevrolet (cont'd)</b>					
Express 3500	Ignition Coil	4.8L, 6.0L	Base, LS	w/ Round Type Coil	IGC0127
Impala	Ignition Coil	3.4L	Base		IGC0102
Impala	Ignition Coil	3.8L	Base, LS	Naturally Aspirated	IGC0102
Impala	Mass Air Flow Sensor	3.8L	Base, LS, SS	Actual OE	MAF0047
Impala	Throttle Position Sensor	3.8L	Base, LS, Police, SS	With OE No. 24504798	TPS0002
Impala	Engine Water Pump	3.4L	Base	Gasket, Actual OE	WUP0009
Malibu	Fuel Injection Throttle Body	3.5L	LS, LT, Maxx LS, Maxx LT	Actual OE	ETB0028
Malibu	Mass Air Flow Sensor	2.2L	Base	Actual OE	MAF0013
Malibu	Engine Water Pump	2.2L	Base	Actual OE	WUP0011
Monte Carlo	Ignition Coil	3.4L	LS		IGC0102
Monte Carlo	Ignition Coil	3.8L	LT	Naturally Aspirated	IGC0102
Monte Carlo	Mass Air Flow Sensor	3.8L	LT, SS	Actual OE	MAF0047
Monte Carlo	Throttle Position Sensor	3.8L	LT, SS	With OE No. 24504798	TPS0002
Optra	Ignition Coil	2.0L	Base, LS		IGC0163
Optra	Spark Plug Wire	2.0L	Base, LS	SPECIAL ORDER ONLY	SPW4759HU-D
Silverado 1500	Fuel Injection Throttle Body	4.8L, 5.3L, 6.0L	Base, Hybrid, LS, LT, SS	Gasket, Actual OE	ETB0019
Silverado 1500	Ignition Coil	4.3L	Base, LS, LT		IGC0104
Silverado 1500	Ignition Coil	4.8L, 5.3L, 6.0L	Base, Hybrid, LS, LT, SS	w/ Round Type Coil	IGC0127
Silverado 1500	Ignition Coil	4.8L, 5.3L, 6.0L	Base, Hybrid, LS, LT, SS	w/ Square Type Coil	IGC0131
Silverado 1500 HD	Fuel Injection Throttle Body	6.0L	Base, LS, LT	Gasket, Actual OE	ETB0019
Silverado 1500 HD	Ignition Coil	6.0L	Base, LS, LT	w/ Round Type Coil	IGC0127
Silverado 1500 HD	Ignition Coil	6.0L	Base, LS, LT	w/ Square Type Coil	IGC0131
Silverado 2500 HD	Fuel Injection Throttle Body	6.0L	Base, LS, LT, WT	Gasket, Actual OE	ETB0019
Silverado 2500 HD	Fuel Injection Throttle Body	8.1L	Base, LS, LT, WT	Actual OE	ETB0022
Silverado 2500 HD	Ignition Coil	6.0L	Base, LS, LT, WT	w/ Round Type Coil	IGC0127
Silverado 2500 HD	Ignition Coil	6.0L, 8.1L	Base, LS, LT, WT	w/ Square Type Coil	IGC0131
Silverado 2500 HD	Mass Air Flow Sensor	6.6L	Base, LS, LT, WT	Actual OE	MAF0081

Vehicle	Part Type	Engine Size	Trim	Note(s)	Part Number
<b>2005 Chevrolet (cont'd)</b>					
Silverado 2500 HD	Engine Oil Level Sensor	6.6L	Base, LS, LT	4WD, LLY	OLS0001
Silverado 2500 HD	Engine Oil Level Sensor	6.6L	Base, LS, LT	RWD, LLY	OLS0001
Silverado 2500 HD	Starter Motor	6.6L	Base, LS, LT, WT	Actual OE	STR0023
Silverado 3500	Fuel Injection Throttle Body	6.0L	Base, LS, LT	Gasket, Actual OE	ETB0019
Silverado 3500	Fuel Injection Throttle Body	8.1L	Base, LS, LT	Actual OE	ETB0022
Silverado 3500	Ignition Coil	6.0L	Base, LS, LT	w/ Round Type Coil	IGC0127
Silverado 3500	Ignition Coil	6.0L, 8.1L	Base, LS, LT	w/ Square Type Coil	IGC0131
Silverado 3500	Mass Air Flow Sensor	6.6L	Base, LS, LT	Actual OE	MAF0081
Silverado 3500	Engine Oil Level Sensor	6.6L	Base, LS, LT	4WD	OLS0001
Silverado 3500	Engine Oil Level Sensor	6.6L	Base, LS, LT	RWD	OLS0001
Silverado 3500	Starter Motor	6.6L	Base, LS, LT	Actual OE	STR0023
SSR	Fuel Injection Throttle Body	6.0L	Base	H, Gasket	ETB0024
SSR	Ignition Coil	6.0L	Base	w/ Square Type Coil	IGC0150
SSR	Ignition Coil	6.0L	Base	w/ Round Type Coil	IGC0151
Suburban 1500	Fuel Injection Throttle Body	5.3L	Base, LS, LT, Z71	Gasket, Actual OE	ETB0019
Suburban 1500	Ignition Coil	5.3L	Base, LS, LT, Z71	w/ Round Type Coil	IGC0127
Suburban 1500	Ignition Coil	5.3L	Base, LS, LT, Z71	w/ Square Type Coil	IGC0131
Suburban 2500	Fuel Injection Throttle Body	6.0L	LS, LT	Gasket, Actual OE	ETB0019
Suburban 2500	Fuel Injection Throttle Body	8.1L	LS, LT	Actual OE	ETB0022
Suburban 2500	Ignition Coil	6.0L	LS, LT	w/ Round Type Coil	IGC0127
Suburban 2500	Ignition Coil	6.0L, 8.1L	LS, LT	w/ Square Type Coil	IGC0131
Tahoe	Fuel Injection Throttle Body	4.8L, 5.3L	LS, LT, Z71	Gasket, Actual OE	ETB0019
Tahoe	Ignition Coil	4.8L, 5.3L	LS, LT, Z71	w/ Round Type Coil	IGC0127
Tahoe	Ignition Coil	4.8L, 5.3L	LS, LT, Z71	w/ Square Type Coil	IGC0131
Trailblazer	Fuel Injection Throttle Body	4.2L	A, B, Base, EXT, EXT B, LS, LT, Q, R		ETB0075
Trailblazer	Ignition Coil	4.2L	LS, LT		IGC0137

Vehicle	Part Type	Engine Size	Trim	Note(s)	Part Number
<b>2005 Chevrolet (cont'd)</b>					
Trailblazer EXT	Fuel Injection Throttle Body	5.3L	LS, LT	Gasket	ETB0024
Trailblazer EXT	Fuel Injection Throttle Body	4.2L	LS, LT		ETB0075
Trailblazer EXT	Ignition Coil	4.2L	LS, LT		IGC0137
Trailblazer EXT	Ignition Coil	5.3L	LS, LT	w/ Square Type Coil	IGC0150
Trailblazer EXT	Ignition Coil	5.3L	LS, LT	w/ Round Type Coil	IGC0151
Uplander	Fuel Injection Throttle Body	3.5L	Base, LS, LT	Actual OE	ETB0028
Uplander	Engine Water Pump	3.5L	Base	Gasket, Actual OE	WUP0009
Vectra	Engine Water Pump	2.2L	Base	MEX, Actual OE	WUP0011
Venture	Ignition Coil	3.4L	LS, LT, Plus		IGC0102
Zafira	Engine Water Pump	2.2L	Base	MEX, Actual OE	WUP0011
<b>2006 Chevrolet</b>					
Avalanche 1500	Fuel Injection Throttle Body	5.3L	Base, LS, LT, Z66, Z71	Gasket, Actual OE	ETB0019
Avalanche 1500	Ignition Coil	5.3L	Base, LS, LT, Z66, Z71	w/ Round Type Coil	IGC0127
Avalanche 1500	Ignition Coil	5.3L	Base, LS, LT, Z66, Z71	w/ Square Type Coil	IGC0131
Avalanche 2500	Fuel Injection Throttle Body	8.1L	LS, LT	Actual OE	ETB0022
Avalanche 2500	Ignition Coil	8.1L	LS, LT	w/ Square Type Coil	IGC0131
Aveo	Ignition Coil	1.6L	LS, LT, Special Value		IGC0163
Aveo	Spark Plug Wire	1.6L	LS, LT, Special Value	SPECIAL ORDER ONLY	SPW4236HU-D
Aveo5	Ignition Coil	1.6L	LS, LT		IGC0163
Aveo5	Spark Plug Wire	1.6L	LS, LT	SPECIAL ORDER ONLY	SPW4236HU-D
C4500 Kodiak	Fuel Injection Throttle Body	8.1L	C4C042, C4C044, C4E042, C4E044, C4U042, C4V042	Actual OE	ETB0022
Cobalt	Engine Crankshaft Position Sensor	2.0L	SS		CPS8178HU-D
Cobalt	Ignition Coil	2.4L	SS		IGC4059-HU
Cobalt	Mass Air Flow Sensor	2.0L, 2.2L, 2.4L	LS, LT, LTZ, SS	Actual OE, 5 Pins	MAF0034
Cobalt	Engine Water Pump	2.0L, 2.2L, 2.4L	LS, LT, LTZ, SS	Actual OE	WUP0011
Colorado	Fuel Injection Throttle Body	3.5L	Base, LT, WT		ETB0075
Colorado	Ignition Coil	2.8L, 3.5L	Base, LS, LT, WT		IGC0137

Vehicle	Part Type	Engine Size	Trim	Note(s)	Part Number
<b>2006 Chevrolet (cont'd)</b>					
Colorado	Mass Air Flow Sensor	2.8L, 3.5L	Base, LS, LT, WT	Actual OE	MAF0013
Corvette	Ignition Coil	6.0L, 7.0L	Base, Z06	w/ Square Type Coil	IGC0150
Corvette	Ignition Coil	6.0L, 7.0L	Base, Z06	w/ Round Type Coil	IGC0151
Corvette	Mass Air Flow Sensor	7.0L	Z06	Actual OE, 5 Pins	MAF0034
Equinox	Fuel Injection Throttle Body	3.4L	LS, LT	Actual OE	ETB0028
Express 1500	Ignition Coil	4.3L	Base, LS, LT		IGC0104
Express 1500	Ignition Coil	5.3L	Base, LS, LT	w/ Round Type Coil	IGC0127
Express 2500	Fuel Injection Throttle Body	6.0L	Base, LS, LT	w/ Electronic Throttle Control (KUP), Gasket, Actual OE	ETB0019
Express 2500	Ignition Coil	4.8L, 6.0L	Base, LS, LT	w/ Round Type Coil	IGC0127
Express 2500	Mass Air Flow Sensor	6.6L	Base, LS, LT	DIESEL, Actual OE	MAF0081
Express 2500	Engine Oil Level Sensor	6.6L	Base, LS, LT	RWD	OLS0001
Express 2500	Starter Motor	6.6L	Base, LS, LT	Actual OE	STR0023
Express 3500	Fuel Injection Throttle Body	6.0L	Base, LS, LT	w/ Electronic Throttle Control (KUP), Gasket, Actual OE	ETB0019
Express 3500	Ignition Coil	4.8L, 6.0L	Base, LS, LT	w/ Round Type Coil	IGC0127
Express 3500	Mass Air Flow Sensor	6.6L	Base	DIESEL, Actual OE	MAF0081
Express 3500	Engine Oil Level Sensor	6.6L	Base	RWD	OLS0001
Express 3500	Starter Motor	6.6L	Base	Actual OE	STR0023
HHR	Ignition Coil	2.4L	Comfort LT, Elegance LT, LT	GAS	IGC4059-HU
HHR	Mass Air Flow Sensor	2.2L, 2.4L	Comfort LT, Elegance LT, LS, LT	Actual OE, 5 Pins	MAF0034
HHR	Engine Water Pump	2.2L, 2.4L	LS, LT	Actual OE	WUP0011
Impala	Fuel Injection Throttle Body	3.5L, 3.9L	LS, LT, LTZ, Police		ETB0016
Impala	Fuel Injection Throttle Body	5.3L	SS	C	ETB0075
Impala	Ignition Coil	5.3L	SS	w/ Square Type Coil	IGC0150
Impala	Ignition Coil	5.3L	SS	w/ Round Type Coil	IGC0151

Vehicle	Part Type	Engine Size	Trim	Note(s)	Part Number
<b>2006 Chevrolet (cont'd)</b>					
Malibu	Fuel Injection Throttle Body	3.9L	Maxx SS, SS		ETB0016
Malibu	Fuel Injection Throttle Body	3.5L	LS, LT, LTZ, Maxx LS, Maxx LT, Maxx LTZ	Actual OE	ETB0028
Malibu	Mass Air Flow Sensor	2.2L	LS, LT	Actual OE	MAF0013
Malibu	Engine Water Pump	2.2L	LS, LT	Actual OE	WUP0011
Monte Carlo	Fuel Injection Throttle Body	3.5L, 3.9L	LS, LT, LTZ		ETB0016
Monte Carlo	Fuel Injection Throttle Body	5.3L	SS	C	ETB0075
Monte Carlo	Ignition Coil	5.3L	SS	w/ Square Type Coil	IGC0150
Monte Carlo	Ignition Coil	5.3L	SS	w/ Round Type Coil	IGC0151
Optra	Ignition Coil	2.0L	LS, LT		IGC0163
Optra	Spark Plug Wire	2.0L	Base, LS, LT	SPECIAL ORDER ONLY	SPW4759HU-D
Silverado 1500	Fuel Injection Throttle Body	4.8L, 5.3L, 6.0L	Hybrid, LS, LT, SS, WT	Gasket, Actual OE	ETB0019
Silverado 1500	Ignition Coil	4.3L	Base, LS, WT		IGC0104
Silverado 1500	Ignition Coil	4.8L, 5.3L, 6.0L	Hybrid, LS, LT, SS, WT	w/ Round Type Coil	IGC0127
Silverado 1500	Ignition Coil	4.8L, 5.3L, 6.0L	Hybrid, LS, LT, SS, WT	w/ Square Type Coil	IGC0131
Silverado 1500 HD	Fuel Injection Throttle Body	6.0L	LT	Gasket, Actual OE	ETB0019
Silverado 1500 HD	Ignition Coil	6.0L	LT	w/ Round Type Coil	IGC0127
Silverado 1500 HD	Ignition Coil	6.0L	LT	w/ Square Type Coil	IGC0131
Silverado 2500 HD	Fuel Injection Throttle Body	6.0L	LS, LT, WT	Gasket, Actual OE	ETB0019
Silverado 2500 HD	Fuel Injection Throttle Body	8.1L	LS, LT, WT	Actual OE	ETB0022
Silverado 2500 HD	Ignition Coil	6.0L	LS, LT, WT	w/ Round Type Coil	IGC0127
Silverado 2500 HD	Ignition Coil	6.0L, 8.1L	LS, LT, WT	w/ Square Type Coil	IGC0131
Silverado 2500 HD	Mass Air Flow Sensor	6.6L	LS, LT, WT	Actual OE	MAF0081
Silverado 2500 HD	Engine Oil Level Sensor	6.6L	LS, LT, WT	4WD	OLS0001
Silverado 2500 HD	Engine Oil Level Sensor	6.6L	LS, LT, WT	RWD	OLS0001
Silverado 2500 HD	Starter Motor	6.6L	LS, LT, WT	Actual OE	STR0023
Silverado 3500	Fuel Injection Throttle Body	6.0L	LS, LT, WT	Gasket, Actual OE	ETB0019

Vehicle	Part Type	Engine Size	Trim	Note(s)	Part Number
<b>2006 Chevrolet (cont'd)</b>					
Silverado 3500	Fuel Injection Throttle Body	8.1L	LS, LT, WT	Actual OE	ETB0022
Silverado 3500	Ignition Coil	6.0L	LS, LT, WT	w/ Round Type Coil	IGC0127
Silverado 3500	Ignition Coil	6.0L, 8.1L	LS, LT, WT	w/ Square Type Coil	IGC0131
Silverado 3500	Mass Air Flow Sensor	6.6L	LS, LT, WT	Actual OE	MAF0081
Silverado 3500	Engine Oil Level Sensor	6.6L	LS, LT, WT	4WD	OLS0001
Silverado 3500	Engine Oil Level Sensor	6.6L	LS, LT, WT	RWD	OLS0001
Silverado 3500	Starter Motor	6.6L	LS, LT, WT	Actual OE	STR0023
SSR	Fuel Injection Throttle Body	6.0L	Base	H, Gasket	ETB0024
SSR	Ignition Coil	6.0L	Base	w/ Square Type Coil	IGC0150
SSR	Ignition Coil	6.0L	Base	w/ Round Type Coil	IGC0151
Suburban 1500	Fuel Injection Throttle Body	5.3L, 6.0L	Base, LS, LT, LTZ, Z71	Gasket, Actual OE	ETB0019
Suburban 1500	Ignition Coil	5.3L, 6.0L	Base, LS, LT, LTZ, Z71	w/ Round Type Coil	IGC0127
Suburban 1500	Ignition Coil	5.3L, 6.0L	Base, LS, LT, LTZ, Z71	w/ Square Type Coil	IGC0131
Suburban 2500	Fuel Injection Throttle Body	6.0L	LS, LT	Gasket, Actual OE	ETB0019
Suburban 2500	Fuel Injection Throttle Body	8.1L	LS, LT	Actual OE	ETB0022
Suburban 2500	Ignition Coil	6.0L	LS, LT	w/ Round Type Coil	IGC0127
Suburban 2500	Ignition Coil	6.0L, 8.1L	LS, LT	w/ Square Type Coil	IGC0131
Tahoe	Fuel Injection Throttle Body	4.8L, 5.3L	Base, LS, LT, Z71	Gasket, Actual OE	ETB0019
Tahoe	Ignition Coil	4.8L, 5.3L	Base, LS, LT, Z71	w/ Round Type Coil	IGC0127
Tahoe	Ignition Coil	4.8L, 5.3L	Base, LS, LT, Z71	w/ Square Type Coil	IGC0131
Trailblazer	Fuel Injection Throttle Body	5.3L, 6.0L	LS, LT, SS	Gasket	ETB0024
Trailblazer	Fuel Injection Throttle Body	4.2L	A, B, Base, EXT, EXT B, LS, LT		ETB0075
Trailblazer	Ignition Coil	5.3L, 6.0L	LS, LT, SS	w/ Square Type Coil	IGC0150
Trailblazer	Ignition Coil	5.3L, 6.0L	LS, LT, SS	w/ Round Type Coil	IGC0151
Trailblazer	Mass Air Flow Sensor	4.2L	A, B, Base, EXT, EXT B, LS, LT	Actual OE, 5 Pins	MAF0034

Vehicle	Part Type	Engine Size	Trim	Note(s)	Part Number
<b>2006 Chevrolet (cont'd)</b>					
Trailblazer EXT	Fuel Injection Throttle Body	5.3L	LS, LT	Gasket	ETB0024
Trailblazer EXT	Fuel Injection Throttle Body	4.2L	LS, LT		ETB0075
Trailblazer EXT	Ignition Coil	5.3L	LS, LT	w/ Square Type Coil	IGC0150
Trailblazer EXT	Ignition Coil	5.3L	LS, LT	w/ Round Type Coil	IGC0151
Trailblazer EXT	Mass Air Flow Sensor	4.2L	LS, LT	Actual OE, 5 Pins	MAF0034
Uplander	Fuel Injection Throttle Body	3.9L	LT		ETB0016
Uplander	Fuel Injection Throttle Body	3.5L	Base, LS, LT	Actual OE	ETB0028
Uplander	Engine Water Pump	3.5L	Base	Gasket, Actual OE	WUP0009
Zafira	Engine Water Pump	2.2L	Base	MEX, Actual OE	WUP0011
<b>2007 Chevrolet</b>					
Avalanche	Fuel Injection Throttle Body	5.3L, 6.0L	Base, LS, LT, LTZ	Gasket	ETB0024
Avalanche	Ignition Coil	5.3L, 6.0L	Base, LS, LT, LTZ	w/ Square Type Coil	IGC0150
Avalanche	Ignition Coil	5.3L, 6.0L	Base, LS, LT, LTZ	w/ Round Type Coil	IGC0151
Aveo	Ignition Coil	1.6L	LS, LT		IGC0163
Aveo	Spark Plug Wire	1.6L	LS, LT	SPECIAL ORDER ONLY	SPW4236HU-D
Aveo5	Ignition Coil	1.6L	LS, LT, Special Value		IGC0163
Aveo5	Spark Plug Wire	1.6L	LS, LT, Special Value	SPECIAL ORDER ONLY	SPW4236HU-D
C4500 Kodiak	Fuel Injection Throttle Body	8.1L	C4C042, C4C044, C4E042, C4E044, C4U042, C4V042	Actual OE	ETB0022
Cobalt	Engine Crankshaft Position Sensor	2.0L	SS		CPS8178HU-D
Cobalt	Ignition Coil	2.2L, 2.4L	LS, LT, LTZ, SS		IGC4059-HU
Cobalt	Mass Air Flow Sensor	2.0L, 2.2L, 2.4L	LS, LT, LTZ, SS	Actual OE, 5 Pins	MAF0034
Cobalt	Manifold Absolute Pressure Sensor	2.2L	LS, LT, LTZ		PRS8212-HU
Cobalt	Engine Water Pump	2.0L, 2.2L, 2.4L	LS, LT, LTZ, SS	Actual OE	WUP0011
Colorado	Fuel Injection Throttle Body	3.7L	Base, LS, LT, WT		ETB0075
Colorado	Mass Air Flow Sensor	2.9L, 3.7L	Base, LS, LT, WT	Actual OE, 5 Pins	MAF0034



Vehicle	Part Type	Engine Size	Trim	Note(s)	Part Number
<b>2007 Chevrolet (cont'd)</b>					
Corvette	Ignition Coil	6.0L, 7.0L	Base, Z06	w/ Square Type Coil	IGC0150
Corvette	Ignition Coil	6.0L, 7.0L	Base, Z06	w/ Round Type Coil	IGC0151
Corvette	Mass Air Flow Sensor	7.0L	Z06	Actual OE, 5 Pins	MAF0034
Equinox	Fuel Injection Throttle Body	3.4L	LS, LT		ETB0016
Express 1500	Fuel Injection Throttle Body	5.3L	Base, LS, LT	Gasket, Actual OE	ETB0019
Express 1500	Ignition Coil	4.3L	Base		IGC0104
Express 1500	Ignition Coil	5.3L	Base, LS, LT	w/ Round Type Coil	IGC0127
Express 2500	Fuel Injection Throttle Body	4.8L, 6.0L	Base, LS, LT	Gasket, Actual OE	ETB0019
Express 2500	Ignition Coil	4.8L, 6.0L	Base, LS, LT	w/ Round Type Coil	IGC0127
Express 2500	Mass Air Flow Sensor	6.6L	Base	LLY, Actual OE	MAF0081
Express 2500	Mass Air Flow Sensor	6.6L	Base	LMM, Actual OE	MAF0084
Express 2500	Engine Oil Level Sensor	6.6L	Base	RWD	OLS0001
Express 2500	Starter Motor	6.6L	Base	Actual OE	STR0023
Express 3500	Fuel Injection Throttle Body	4.8L, 6.0L	Base, LS, LT	Gasket, Actual OE	ETB0019
Express 3500	Ignition Coil	4.8L, 6.0L	Base, LS, LT	w/ Round Type Coil	IGC0127
Express 3500	Mass Air Flow Sensor	6.6L	Base	LLY, Actual OE	MAF0081
Express 3500	Mass Air Flow Sensor	6.6L	Base	LMM, Actual OE	MAF0084
Express 3500	Engine Oil Level Sensor	6.6L	Base	RWD	OLS0001
Express 3500	Starter Motor	6.6L	Base	Actual OE	STR0023
HHR	Ignition Coil	2.2L	LS, LS Panel, LT, LT Panel		IGC4059-HU
HHR	Ignition Coil	2.4L	Comfort LT, Edicion Especial, Elegance LT, LT, LT Panel	GAS	IGC4059-HU
HHR	Mass Air Flow Sensor	2.2L, 2.4L	Comfort LT, Edicion Especial, Elegance LT, LS, LS Panel, LT, LT Panel	Actual OE, 5 Pins	MAF0034
HHR	Manifold Absolute Pressure Sensor	2.2L	LS, LS Panel, LT, LT Panel		PRS8212-HU
HHR	Engine Water Pump	2.2L, 2.4L	LS, LS Panel, LT, LT Panel	Actual OE	WUP0011
Impala	Fuel Injection Throttle Body	3.5L, 3.9L	LS, LT, LTZ, Police		ETB0016

Vehicle	Part Type	Engine Size	Trim	Note(s)	Part Number
<b>2007 Chevrolet (cont'd)</b>					
Impala	Fuel Injection Throttle Body	5.3L	SS	C	ETB0075
Impala	Ignition Coil	5.3L	SS	w/ Square Type Coil	IGC0150
Impala	Ignition Coil	5.3L	SS	w/ Round Type Coil	IGC0151
Impala	Manifold Absolute Pressure Sensor	5.3L	SS		PRS8212-HU
Malibu	Fuel Injection Throttle Body	3.5L, 3.9L	LS, LT, LTZ, Maxx LS, Maxx LT, Maxx LTZ, Maxx SS, SS		ETB0016
Malibu	Ignition Coil	2.2L	LS, LT		IGC4059-HU
Malibu	Mass Air Flow Sensor	2.2L	LS, LT	Actual OE	MAF0013
Malibu	Manifold Absolute Pressure Sensor	2.2L	LS, LT		PRS8212-HU
Malibu	Engine Water Pump	2.2L	LS, LT	Actual OE	WUP0011
Monte Carlo	Fuel Injection Throttle Body	3.5L	LS, LT		ETB0016
Monte Carlo	Fuel Injection Throttle Body	5.3L	SS		ETB0075
Monte Carlo	Ignition Coil	5.3L	SS	w/ Square Type Coil	IGC0150
Monte Carlo	Ignition Coil	5.3L	SS	w/ Round Type Coil	IGC0151
Monte Carlo	Manifold Absolute Pressure Sensor	5.3L	SS		PRS8212-HU
Optra	Ignition Coil	2.0L	Base, LS, LT		IGC0163
Optra	Spark Plug Wire	2.0L	Base, LS, LT	SPECIAL ORDER ONLY	SPW4759HU-D
Silverado 1500	Fuel Injection Throttle Body	4.3L	WT		ETB0017
Silverado 1500	Fuel Injection Throttle Body	4.8L, 5.3L, 6.0L	Base, LT, LTZ, WT	Gasket, Actual OE	ETB0019
Silverado 1500	Fuel Injection Throttle Body	4.8L, 5.3L, 6.0L	LT, LTZ, WT	Gasket	ETB0024
Silverado 1500	Ignition Coil	4.8L, 5.3L, 6.0L	Base, LT, LTZ, WT	w/ Square Type Coil	IGC0150
Silverado 1500	Ignition Coil	4.8L, 5.3L, 6.0L	Base, LT, LTZ, WT	w/ Round Type Coil	IGC0151
Silverado 1500	Manifold Absolute Pressure Sensor	4.3L	WT		PRS8212-HU
Silverado 1500 Classic	Ignition Coil	4.3L	LS, WT		IGC0104
Silverado 1500 Classic	Ignition Coil	4.8L, 5.3L, 6.0L	Hybrid, LS, LT, SS, WT	w/ Round Type Coil	IGC0127
Silverado 1500 Classic	Ignition Coil	4.8L, 5.3L, 6.0L	Hybrid, LS, LT, SS, WT	w/ Square Type Coil	IGC0131

Vehicle	Part Type	Engine Size	Trim	Note(s)	Part Number
<b>2007 Chevrolet (cont'd)</b>					
Silverado 1500 HD Classic	Fuel Injection Throttle Body	6.0L	LT	Gasket, Actual OE	ETB0019
Silverado 1500 HD Classic	Ignition Coil	6.0L	LT	w/ Round Type Coil	IGC0127
Silverado 1500 HD Classic	Ignition Coil	6.0L	LT	w/ Square Type Coil	IGC0131
Silverado 2500	Fuel Injection Throttle Body	5.3L	Base, Cheyenne	MEX, RWD, Gasket	ETB0024
Silverado 2500 HD	Fuel Injection Throttle Body	6.0L	LT, LTZ, WT	Gasket, Actual OE	ETB0019
Silverado 2500 HD	Fuel Injection Throttle Body	6.0L	LT, LTZ, WT	Gasket	ETB0024
Silverado 2500 HD	Ignition Coil	6.0L	LT, LTZ, WT	w/ Square Type Coil	IGC0150
Silverado 2500 HD	Ignition Coil	6.0L	LT, LTZ, WT	w/ Round Type Coil	IGC0151
Silverado 2500 HD	Mass Air Flow Sensor	6.6L	LT, LTZ, WT	Actual OE	MAF0084
Silverado 2500 HD	Engine Oil Level Sensor	6.6L	LT, LTZ, WT	4WD	OLS0001
Silverado 2500 HD	Engine Oil Level Sensor	6.6L	LT, LTZ, WT	RWD	OLS0001
Silverado 2500 HD	Starter Motor	6.6L	LT, LTZ, WT	Actual OE	STR0023
Silverado 2500 HD Classic	Fuel Injection Throttle Body	6.0L	LS, LT, WT	Gasket, Actual OE	ETB0019
Silverado 2500 HD Classic	Fuel Injection Throttle Body	8.1L	LS, LT, WT	Actual OE	ETB0022
Silverado 2500 HD Classic	Ignition Coil	6.0L	LS, LT, WT	w/ Round Type Coil	IGC0127
Silverado 2500 HD Classic	Ignition Coil	6.0L, 8.1L	LS, LT, WT	w/ Square Type Coil	IGC0131
Silverado 2500 HD Classic	Mass Air Flow Sensor	6.6L	LS, LT, WT	Actual OE	MAF0081
Silverado 2500 HD Classic	Engine Oil Level Sensor	6.6L	LS, LT, WT	4WD	OLS0001
Silverado 2500 HD Classic	Engine Oil Level Sensor	6.6L	LS, LT, WT	RWD	OLS0001
Silverado 2500 HD Classic	Starter Motor	6.6L	LS, LT, WT	Actual OE	STR0023
Silverado 3500 Classic	Fuel Injection Throttle Body	6.0L	LS, LT, WT	Gasket, Actual OE	ETB0019
Silverado 3500 Classic	Fuel Injection Throttle Body	8.1L	LS, LT, WT	Actual OE	ETB0022
Silverado 3500 Classic	Ignition Coil	6.0L	LS, LT, WT	w/ Round Type Coil	IGC0127
Silverado 3500 Classic	Ignition Coil	6.0L, 8.1L	LS, LT, WT	w/ Square Type Coil	IGC0131
Silverado 3500 Classic	Mass Air Flow Sensor	6.6L	LS, LT, WT	Actual OE	MAF0081

Vehicle	Part Type	Engine Size	Trim	Note(s)	Part Number
<b>2007 Chevrolet (cont'd)</b>					
Silverado 3500 Classic	Engine Oil Level Sensor	6.6L	LS, LT, WT	4WD	OLS0001
Silverado 3500 Classic	Engine Oil Level Sensor	6.6L	LS, LT, WT	RWD	OLS0001
Silverado 3500 Classic	Starter Motor	6.6L	LS, LT, WT	Actual OE	STR0023
Silverado 3500 HD	Fuel Injection Throttle Body	6.0L	LT, LTZ, WT	Gasket	ETB0024
Silverado 3500 HD	Ignition Coil	6.0L	LT, LTZ, WT	w/ Square Type Coil	IGC0150
Silverado 3500 HD	Ignition Coil	6.0L	LT, LTZ, WT	w/ Round Type Coil	IGC0151
Silverado 3500 HD	Mass Air Flow Sensor	6.6L	LT, LTZ, WT	DIESEL, Actual OE	MAF0084
Silverado 3500 HD	Engine Oil Level Sensor	6.6L	LT, LTZ, WT	4WD	OLS0001
Silverado 3500 HD	Engine Oil Level Sensor	6.6L	LT, LTZ, WT	RWD	OLS0001
Silverado 3500 HD	Starter Motor	6.6L	LT, LTZ, WT	Actual OE	STR0023
Suburban 1500	Fuel Injection Throttle Body	5.3L, 6.0L	Base, LS, LT, LTZ, Z71	Gasket	ETB0024
Suburban 1500	Ignition Coil	5.3L, 6.0L	Base, LS, LT, LTZ, Z71	w/ Square Type Coil	IGC0150
Suburban 1500	Ignition Coil	5.3L, 6.0L	Base, LS, LT, LTZ, Z71	w/ Round Type Coil	IGC0151
Suburban 1500	Engine Water Pump	5.3L, 6.0L	Base, LS, LT, LTZ, Z71	Gaskets (2), Actual OE	WUP0012
Suburban 2500	Fuel Injection Throttle Body	6.0L	LS, LT, LTZ	Gasket	ETB0024
Suburban 2500	Ignition Coil	6.0L	LS, LT, LTZ	w/ Square Type Coil	IGC0150
Suburban 2500	Ignition Coil	6.0L	LS, LT, LTZ	w/ Round Type Coil	IGC0151
Suburban 2500	Engine Water Pump	6.0L	LS, LT, LTZ	Gaskets (2), Actual OE	WUP0012
Tahoe	Fuel Injection Throttle Body	4.8L, 5.3L	Base, LS, LT, LTZ	Gasket	ETB0024
Tahoe	Ignition Coil	4.8L, 5.3L	Base, LS, LT, LTZ	w/ Square Type Coil	IGC0150
Tahoe	Ignition Coil	4.8L, 5.3L	Base, LS, LT, LTZ	w/ Round Type Coil	IGC0151
Tahoe	Engine Water Pump	4.8L, 5.3L	Base, LS, LT, LTZ	Gaskets (2), Actual OE	WUP0012
Trailblazer	Fuel Injection Throttle Body	5.3L, 6.0L	LS, LT, SS	Gasket	ETB0024
Trailblazer	Fuel Injection Throttle Body	4.2L	A, B, Base, LS, LT		ETB0075
Trailblazer	Ignition Coil	5.3L, 6.0L	LS, LT, SS	w/ Square Type Coil	IGC0150

Vehicle	Part Type	Engine Size	Trim	Note(s)	Part Number
<b>2007 Chevrolet (cont'd)</b>					
Trailblazer	Ignition Coil	5.3L, 6.0L	LS, LT, SS	w/ Round Type Coil	IGC0151
Trailblazer	Mass Air Flow Sensor	4.2L	A, B, Base, LS, LT	Actual OE, 5 Pins	MAF0034
Uplander	Fuel Injection Throttle Body	3.9L	Base, LS, LT		ETB0016
<b>2008 Chevrolet</b>					
Avalanche	Fuel Injection Throttle Body	5.3L, 6.0L	Base, LS, LT, LTZ	Gasket	ETB0024
Avalanche	Ignition Coil	5.3L, 6.0L	Base, LS, LT, LTZ	w/ Square Type Coil	IGC0150
Avalanche	Ignition Coil	5.3L, 6.0L	Base, LS, LT, LTZ	w/ Round Type Coil	IGC0151
Aveo	Ignition Coil	1.6L	Base, LS, LT		IGC0163
Aveo	Spark Plug Wire	1.6L	Base, LS, LT	SPECIAL ORDER ONLY	SPW4236HU-D
Aveo5	Ignition Coil	1.6L	LS, LT, Special Value		IGC0163
Aveo5	Spark Plug Wire	1.6L	LS, LT, Special Value	SPECIAL ORDER ONLY	SPW4236HU-D
C4500 Kodiak	Fuel Injection Throttle Body	8.1L	C4C042, C4C044, C4E042, C4E044, C4U042, C4V042	Actual OE	ETB0022
Cobalt	Ignition Coil	2.2L, 2.4L	LS, LT, Sport		IGC4059-HU
Cobalt	Mass Air Flow Sensor	2.0L, 2.2L, 2.4L	LS, LT, SS, Sport	Actual OE, 5 Pins	MAF0034
Cobalt	Manifold Absolute Pressure Sensor	2.2L	LS, LT		PRS8212-HU
Cobalt	Manifold Absolute Pressure Sensor	2.4L	Sport	Automatic	PRS8212-HU
Cobalt	Engine Water Pump	2.0L, 2.2L, 2.4L	LS, LT, SS, Sport	Actual OE	WUP0011
Colorado	Mass Air Flow Sensor	2.9L, 3.7L	Base, LS, LT, WT	Actual OE, 5 Pins	MAF0034
Corvette	Ignition Coil	6.2L, 7.0L	427 Limited Edition Z06, Base, Z06	w/ Square Type Coil	IGC0150
Corvette	Ignition Coil	6.2L, 7.0L	427 Limited Edition Z06, Base, Z06	w/ Round Type Coil	IGC0151
Corvette	Mass Air Flow Sensor	6.2L, 7.0L	427 Limited Edition Z06, Base, Z06	Actual OE, 5 Pins	MAF0034
Corvette	Manifold Absolute Pressure Sensor	6.2L	Base		PRS8212-HU
Equinox	Fuel Injection Throttle Body	3.4L	LS, LT, LTZ		ETB0016
Equinox	Fuel Injection Throttle Body	3.6L	Sport	7	ETB0054
Equinox	Ignition Coil	3.6L	Sport		IGC0173
Express 1500	Fuel Injection Throttle Body	4.3L	Base		ETB0017

Vehicle	Part Type	Engine Size	Trim	Note(s)	Part Number
<b>2008 Chevrolet (cont'd)</b>					
Express 1500	Fuel Injection Throttle Body	5.3L	Base, LS, LT	Gasket	ETB0024
Express 1500	Ignition Coil	5.3L	Base, LS, LT	w/ Square Type Coil	IGC0150
Express 1500	Ignition Coil	5.3L	Base, LS, LT	w/ Round Type Coil	IGC0151
Express 1500	Manifold Absolute Pressure Sensor	4.3L	Base	RWD	PRS8212-HU
Express 1500	Engine Water Pump	5.3L	Base, LS, LT	GAS, Gaskets (2), Actual OE	WUP0012
Express 2500	Fuel Injection Throttle Body	4.8L	Base	C, RWD, Gasket	ETB0024
Express 2500	Fuel Injection Throttle Body	6.0L	Base, LS, LT	Gasket	ETB0024
Express 2500	Ignition Coil	4.8L, 6.0L	Base, LS, LT	w/ Square Type Coil	IGC0150
Express 2500	Ignition Coil	4.8L, 6.0L	Base, LS, LT	w/ Round Type Coil	IGC0151
Express 2500	Mass Air Flow Sensor	6.6L	Base	DIESEL, Actual OE	MAF0084
Express 2500	Engine Oil Level Sensor	6.6L	Base	RWD	OLS0001
Express 2500	Starter Motor	6.6L	Base	Actual OE	STR0023
Express 2500	Engine Water Pump	4.8L, 6.0L	Base, LS, LT	GAS, Gaskets (2), Actual OE	WUP0012
Express 3500	Fuel Injection Throttle Body	4.8L, 6.0L	Base, LS, LT	Gasket	ETB0024
Express 3500	Ignition Coil	4.8L, 6.0L	Base, LS, LT	w/ Square Type Coil	IGC0150
Express 3500	Ignition Coil	4.8L, 6.0L	Base, LS, LT	w/ Round Type Coil	IGC0151
Express 3500	Mass Air Flow Sensor	6.6L	Base	DIESEL, Actual OE	MAF0084
Express 3500	Engine Oil Level Sensor	6.6L	Base	RWD	OLS0001
Express 3500	Starter Motor	6.6L	Base	Actual OE	STR0023
Express 3500	Engine Water Pump	4.8L, 6.0L	Base, LS, LT	GAS, Gaskets (2), Actual OE	WUP0012
HHR	Ignition Coil	2.2L	LS, LS Panel, LT, LT Panel		IGC4059-HU
HHR	Ignition Coil	2.4L	Comfort LT, Elegance LT, LT, LT Panel	GAS	IGC4059-HU
HHR	Mass Air Flow Sensor	2.0L, 2.2L, 2.4L	Comfort LT, Elegance LT, LS, LS Panel, LT, LT Panel, SS	Actual OE, 5 Pins	MAF0034
HHR	Manifold Absolute Pressure Sensor	2.2L	LS, LS Panel, LT, LT Panel		PRS8212-HU
HHR	Manifold Absolute Pressure Sensor	2.4L	Comfort LT, Elegance LT, LT, LT Panel	Automatic	PRS8212-HU

Vehicle	Part Type	Engine Size	Trim	Note(s)	Part Number
<b>2008 Chevrolet (cont'd)</b>					
HHR	Engine Water Pump	2.0L, 2.2L, 2.4L	LS, LS Panel, LT, LT Panel, SS	Actual OE	WUP0011
Impala	Fuel Injection Throttle Body	3.5L, 3.9L	50th Anniversary Edition, LS, LT, LTZ, Police		ETB0016
Impala	Ignition Coil	5.3L	SS	w/ Square Type Coil	IGC0150
Impala	Ignition Coil	5.3L	SS	w/ Round Type Coil	IGC0151
Impala	Manifold Absolute Pressure Sensor	3.5L, 3.9L, 5.3L	50th Anniversary Edition, LS, LT, LTZ, Police, SS		PRS8212-HU
Malibu	Fuel Injection Throttle Body	3.5L	Classic LS, Classic LT, LS		ETB0016
Malibu	Fuel Injection Throttle Body	3.6L	LT, LTZ		ETB0017
Malibu	Ignition Coil	3.6L	LT, LTZ		IGC0173
Malibu	Ignition Coil	2.2L	Classic LS		IGC4059-HU
Malibu	Ignition Coil	2.4L	LS, LT, LTZ	GAS	IGC4059-HU
Malibu	Mass Air Flow Sensor	2.2L	Classic LS	Actual OE	MAF0013
Malibu	Mass Air Flow Sensor	2.4L	Hybrid, LS, LT, LTZ	Actual OE, 5 Pins	MAF0034
Malibu	Manifold Absolute Pressure Sensor	2.2L, 2.4L, 3.5L, 3.6L	Classic LS, Classic LT, Hybrid, LS, LT, LTZ		PRS8212-HU
Malibu	Engine Water Pump	2.2L, 2.4L	Classic LS, Hybrid, LS, LT, LTZ	Actual OE	WUP0011
Silverado 1500	Fuel Injection Throttle Body	4.3L	WT		ETB0017
Silverado 1500	Fuel Injection Throttle Body	4.8L, 5.3L, 6.0L	Base, LS, LT, LTZ, WT	Gasket	ETB0024
Silverado 1500	Ignition Coil	4.8L, 5.3L, 6.0L	Base, LS, LT, LTZ, WT	w/ Square Type Coil	IGC0150
Silverado 1500	Ignition Coil	4.8L, 5.3L, 6.0L	Base, LS, LT, LTZ, WT	w/ Round Type Coil	IGC0151
Silverado 1500	Manifold Absolute Pressure Sensor	4.3L	WT		PRS8212-HU
Silverado 2500	Fuel Injection Throttle Body	5.3L	Base	MEX, RWD, Gasket	ETB0024
Silverado 2500 HD	Fuel Injection Throttle Body	6.0L	LT, LTZ, WT	Gasket	ETB0024
Silverado 2500 HD	Ignition Coil	6.0L	LT, LTZ, WT	w/ Square Type Coil	IGC0150
Silverado 2500 HD	Ignition Coil	6.0L	LT, LTZ, WT	w/ Round Type Coil	IGC0151
Silverado 2500 HD	Mass Air Flow Sensor	6.6L	LT, LTZ, WT	DIESEL, Actual OE	MAF0084
Silverado 2500 HD	Engine Oil Level Sensor	6.6L	LT, LTZ, WT	4WD	OLS0001
Silverado 2500 HD	Engine Oil Level Sensor	6.6L	LT, LTZ, WT	RWD	OLS0001

Vehicle	Part Type	Engine Size	Trim	Note(s)	Part Number
<b>2008 Chevrolet (cont'd)</b>					
Silverado 2500 HD	Starter Motor	6.6L	LT, LTZ, WT	Actual OE	STR0023
Silverado 3500 HD	Fuel Injection Throttle Body	6.0L	LT, LTZ, WT	Gasket	ETB0024
Silverado 3500 HD	Ignition Coil	6.0L	LT, LTZ, WT	w/ Square Type Coil	IGC0150
Silverado 3500 HD	Ignition Coil	6.0L	LT, LTZ, WT	w/ Round Type Coil	IGC0151
Silverado 3500 HD	Mass Air Flow Sensor	6.6L	LT, LTZ, WT	DIESEL, Actual OE	MAF0084
Silverado 3500 HD	Engine Oil Level Sensor	6.6L	LT, LTZ, WT	4WD	OLS0001
Silverado 3500 HD	Engine Oil Level Sensor	6.6L	LT, LTZ, WT	RWD	OLS0001
Silverado 3500 HD	Starter Motor	6.6L	LT, LTZ, WT	Actual OE	STR0023
Suburban 1500	Fuel Injection Throttle Body	5.3L, 6.0L	Base, LS, LT, LTZ	Gasket	ETB0024
Suburban 1500	Ignition Coil	5.3L, 6.0L	Base, LS, LT, LTZ	w/ Square Type Coil	IGC0150
Suburban 1500	Ignition Coil	5.3L, 6.0L	Base, LS, LT, LTZ	w/ Round Type Coil	IGC0151
Suburban 1500	Engine Water Pump	5.3L, 6.0L	Base, LS, LT, LTZ	Gaskets (2), Actual OE	WUP0012
Suburban 2500	Fuel Injection Throttle Body	6.0L	LS, LT	Gasket	ETB0024
Suburban 2500	Ignition Coil	6.0L	LS, LT	w/ Square Type Coil	IGC0150
Suburban 2500	Ignition Coil	6.0L	LS, LT	w/ Round Type Coil	IGC0151
Suburban 2500	Engine Water Pump	6.0L	LS, LT	Gaskets (2), Actual OE	WUP0012
Tahoe	Fuel Injection Throttle Body	4.8L, 5.3L, 6.0L, 6.2L	Base, Hybrid, LS, LT, LTZ, Z71	Gasket	ETB0024
Tahoe	Ignition Coil	4.8L, 5.3L, 6.0L, 6.2L	Base, Hybrid, LS, LT, LTZ, Z71	w/ Square Type Coil	IGC0150
Tahoe	Ignition Coil	4.8L, 5.3L, 6.0L, 6.2L	Base, Hybrid, LS, LT, LTZ, Z71	w/ Round Type Coil	IGC0151
Tahoe	Engine Water Pump	5.3L, 6.0L	Base, Hybrid, LS, LT, LTZ, Z71	Gaskets (2), Actual OE	WUP0012
Tahoe	Engine Water Pump	4.8L	LS	RWD, Gaskets (2), Actual OE	WUP0012
Trailblazer	Fuel Injection Throttle Body	5.3L, 6.0L	Base, LT, SS	Gasket	ETB0024
Trailblazer	Ignition Coil	5.3L, 6.0L	Base, LT, SS	w/ Square Type Coil	IGC0150
Trailblazer	Ignition Coil	5.3L, 6.0L	Base, LT, SS	w/ Round Type Coil	IGC0151
Trailblazer	Mass Air Flow Sensor	4.2L	Base, LT	Actual OE, 5 Pins	MAF0034



Vehicle	Part Type	Engine Size	Trim	Note(s)	Part Number
<b>2008 Chevrolet (cont'd)</b>					
Uplander	Fuel Injection Throttle Body	3.9L	Base, LS, LT		ETB0016
Uplander	Manifold Absolute Pressure Sensor	3.9L	Base, LS, LT		PRS8212-HU
<b>2009 Chevrolet</b>					
Avalanche	Fuel Injection Throttle Body	5.3L, 6.0L	Base, LS, LT, LTZ	Gasket	ETB0025
Avalanche	Ignition Coil	5.3L, 6.0L	Base, LS, LT, LTZ	w/ Square Type Coil	IGC0150
Avalanche	Ignition Coil	5.3L, 6.0L	Base, LS, LT, LTZ	w/ Round Type Coil	IGC0151
Aveo	Manifold Absolute Pressure Sensor	1.6L	Base, LS, LT		PRS8212-HU
Aveo	Spark Plug Wire	1.6L	Base, LS, LT	SPECIAL ORDER ONLY	SPW4236HU-D
Aveo5	Manifold Absolute Pressure Sensor	1.6L	LS, LT		PRS8212-HU
Aveo5	Spark Plug Wire	1.6L	LS, LT	SPECIAL ORDER ONLY	SPW4236HU-D
C4500 Kodiak	Fuel Injection Throttle Body	8.1L	C4C042, C4C044, C4E042, C4E044, C4U042, C4V042	Actual OE	ETB0022
Cobalt	Ignition Coil	2.2L	LS, LT		IGC4059-HU
Cobalt	Mass Air Flow Sensor	2.0L, 2.2L	LS, LT, SS	Actual OE, 5 Pins	MAF0034
Cobalt	Manifold Absolute Pressure Sensor	2.2L	LS, LT		PRS8212-HU
Cobalt	Engine Water Pump	2.0L, 2.2L	LS, LT, SS	Actual OE	WUP0011
Colorado	Fuel Injection Throttle Body	5.3L	LT	Gasket	ETB0025
Colorado	Ignition Coil	5.3L	LT	w/ Square Type Coil	IGC0150
Colorado	Ignition Coil	5.3L	LT	w/ Round Type Coil	IGC0151
Colorado	Mass Air Flow Sensor	2.9L, 3.7L, 5.3L	Base, LT, WT	Actual OE, 5 Pins	MAF0034
Corvette	Fuel Injection Throttle Body	6.2L	ZR1	Gasket	ETB0025
Corvette	Fuel Injection Throttle Body	6.2L, 7.0L	Base, Z06	Actual OE	ETB0026
Corvette	Ignition Coil	6.2L, 7.0L	Base, Z06, ZR1	w/ Square Type Coil	IGC0150
Corvette	Ignition Coil	6.2L, 7.0L	Base, Z06, ZR1	w/ Round Type Coil	IGC0151
Corvette	Mass Air Flow Sensor	6.2L, 7.0L	Base, Z06, ZR1	Actual OE, 5 Pins	MAF0034
Corvette	Manifold Absolute Pressure Sensor	6.2L	Base, ZR1		PRS8212-HU

Vehicle	Part Type	Engine Size	Trim	Note(s)	Part Number
<b>2009 Chevrolet (cont'd)</b>					
Equinox	Fuel Injection Throttle Body	3.4L	LS, LT, LTZ		ETB0016
Equinox	Fuel Injection Throttle Body	3.6L	Sport	7	ETB0054
Equinox	Ignition Coil	3.6L	Sport		IGC0173
Express 1500	Fuel Injection Throttle Body	4.3L	Base		ETB0017
Express 1500	Fuel Injection Throttle Body	5.3L	Base, LS, LT	Gasket	ETB0025
Express 1500	Ignition Coil	5.3L	Base, LS, LT	w/ Square Type Coil	IGC0150
Express 1500	Ignition Coil	5.3L	Base, LS, LT	w/ Round Type Coil	IGC0151
Express 1500	Manifold Absolute Pressure Sensor	4.3L	Base	RWD	PRS8212-HU
Express 1500	Engine Water Pump	5.3L	Base, LS, LT	GAS, Gaskets (2), Actual OE	WUP0012
Express 2500	Fuel Injection Throttle Body	6.6L	Base	Actual OE	ETB0001
Express 2500	Fuel Injection Throttle Body	4.8L, 6.0L	Base, LS, LT	Gasket	ETB0025
Express 2500	Ignition Coil	4.8L, 6.0L	Base, LS, LT	w/ Square Type Coil	IGC0150
Express 2500	Ignition Coil	4.8L, 6.0L	Base, LS, LT	w/ Round Type Coil	IGC0151
Express 2500	Mass Air Flow Sensor	6.6L	Base	DIESEL, Actual OE	MAF0084
Express 2500	Engine Oil Level Sensor	6.6L	Base	RWD	OLS0001
Express 2500	Starter Motor	6.6L	Base	Actual OE	STR0023
Express 2500	Engine Water Pump	4.8L, 6.0L	Base, LS, LT	GAS, Gaskets (2), Actual OE	WUP0012
Express 3500	Fuel Injection Throttle Body	6.6L	Base	Actual OE	ETB0001
Express 3500	Fuel Injection Throttle Body	4.8L, 6.0L	Base, LS, LT	Gasket	ETB0025
Express 3500	Ignition Coil	4.8L, 6.0L	Base, LS, LT	w/ Square Type Coil	IGC0150
Express 3500	Ignition Coil	4.8L, 6.0L	Base, LS, LT	w/ Round Type Coil	IGC0151
Express 3500	Mass Air Flow Sensor	6.6L	Base	DIESEL, Actual OE	MAF0084
Express 3500	Engine Oil Level Sensor	6.6L	Base	RWD	OLS0001
Express 3500	Starter Motor	6.6L	Base	Actual OE	STR0023
Express 3500	Engine Water Pump	4.8L, 6.0L	Base, LS, LT	GAS, Gaskets (2), Actual OE	WUP0012
Express 4500	Mass Air Flow Sensor	6.6L	Base	Actual OE	MAF0084

Vehicle	Part Type	Engine Size	Trim	Note(s)	Part Number
<b>2009 Chevrolet (cont'd)</b>					
HHR	Ignition Coil	2.2L	LS, LS Panel, LT, LT Panel		IGC4059-HU
HHR	Mass Air Flow Sensor	2.0L, 2.2L, 2.4L	LS, LS Panel, LT, LT Panel, SS, SS Panel	Actual OE, 5 Pins	MAF0034
HHR	Manifold Absolute Pressure Sensor	2.2L, 2.4L	LS, LS Panel, LT, LT Panel		PRS8212-HU
HHR	Engine Water Pump	2.0L, 2.2L, 2.4L	LS, LS Panel, LT, LT Panel, SS, SS Panel	Actual OE	WUP0011
Impala	Fuel Injection Throttle Body	3.5L, 3.9L	LS, LT, LTZ, Police		ETB0016
Impala	Ignition Coil	5.3L	SS	w/ Square Type Coil	IGC0150
Impala	Ignition Coil	5.3L	SS	w/ Round Type Coil	IGC0151
Impala	Manifold Absolute Pressure Sensor	3.5L, 3.9L, 5.3L	LS, LT, LTZ, Police, SS		PRS8212-HU
Malibu	Fuel Injection Throttle Body	3.5L	LS, LT		ETB0016
Malibu	Fuel Injection Throttle Body	3.6L	LT, LTZ		ETB0017
Malibu	Ignition Coil	3.6L	LT, LTZ		IGC0173
Malibu	Ignition Coil	2.4L	Base, LS, LT, LTZ	GAS	IGC4059-HU
Malibu	Mass Air Flow Sensor	2.4L	Base, Hybrid, LS, LT, LTZ	Actual OE, 5 Pins	MAF0034
Malibu	Manifold Absolute Pressure Sensor	2.4L, 3.5L, 3.6L	Base, Hybrid, LS, LT, LTZ		PRS8212-HU
Malibu	Engine Water Pump	2.4L	Hybrid, LS, LT, LTZ	Actual OE	WUP0011
Silverado 1500	Fuel Injection Throttle Body	4.3L	Base, WT		ETB0017
Silverado 1500	Fuel Injection Throttle Body	4.8L, 5.3L, 6.0L, 6.2L	Hybrid, LS, LT, LTZ, WT	Gasket	ETB0025
Silverado 1500	Ignition Coil	4.8L, 5.3L, 6.0L, 6.2L	Hybrid, LS, LT, LTZ, WT	w/ Square Type Coil	IGC0150
Silverado 1500	Ignition Coil	4.8L, 5.3L, 6.0L, 6.2L	Hybrid, LS, LT, LTZ, WT	w/ Round Type Coil	IGC0151
Silverado 1500	Manifold Absolute Pressure Sensor	4.3L	Base		PRS8212-HU
Silverado 2500	Fuel Injection Throttle Body	5.3L	Base	MEX, Gasket	ETB0025
Silverado 2500 HD	Fuel Injection Throttle Body	6.0L	LT, LTZ, WT	Gasket	ETB0025
Silverado 2500 HD	Ignition Coil	6.0L	LT, LTZ, WT	w/ Square Type Coil	IGC0150
Silverado 2500 HD	Ignition Coil	6.0L	LT, LTZ, WT	w/ Round Type Coil	IGC0151
Silverado 2500 HD	Mass Air Flow Sensor	6.6L	LT, LTZ, WT	DIESEL, Actual OE	MAF0084
Silverado 2500 HD	Engine Oil Level Sensor	6.6L	LT, LTZ, WT	4WD	OLS0001

Vehicle	Part Type	Engine Size	Trim	Note(s)	Part Number
<b>2009 Chevrolet (cont'd)</b>					
Silverado 2500 HD	Engine Oil Level Sensor	6.6L	LT, LTZ, WT	RWD	OLS0001
Silverado 2500 HD	Starter Motor	6.6L	LT, LTZ, WT	Actual OE	STR0023
Silverado 3500 HD	Fuel Injection Throttle Body	6.0L	LT, LTZ, WT	Gasket	ETB0025
Silverado 3500 HD	Ignition Coil	6.0L	LT, LTZ, WT	w/ Square Type Coil	IGC0150
Silverado 3500 HD	Ignition Coil	6.0L	LT, LTZ, WT	w/ Round Type Coil	IGC0151
Silverado 3500 HD	Mass Air Flow Sensor	6.6L	LT, LTZ, WT	DIESEL, Actual OE	MAF0084
Silverado 3500 HD	Engine Oil Level Sensor	6.6L	LT, LTZ, WT	4WD	OLS0001
Silverado 3500 HD	Engine Oil Level Sensor	6.6L	LT, LTZ, WT	RWD	OLS0001
Silverado 3500 HD	Starter Motor	6.6L	LT, LTZ, WT	Actual OE	STR0023
Suburban 1500	Fuel Injection Throttle Body	5.3L, 6.0L	Base, LS, LT, LTZ	Gasket	ETB0025
Suburban 1500	Ignition Coil	5.3L, 6.0L	Base, LS, LT, LTZ	w/ Square Type Coil	IGC0150
Suburban 1500	Ignition Coil	5.3L, 6.0L	Base, LS, LT, LTZ	w/ Round Type Coil	IGC0151
Suburban 1500	Engine Water Pump	5.3L, 6.0L	Base, LS, LT, LTZ	Gaskets (2), Actual OE	WUP0012
Suburban 2500	Fuel Injection Throttle Body	6.0L	LS, LT	Gasket	ETB0025
Suburban 2500	Ignition Coil	6.0L	LS, LT	w/ Square Type Coil	IGC0150
Suburban 2500	Ignition Coil	6.0L	LS, LT	w/ Round Type Coil	IGC0151
Suburban 2500	Engine Water Pump	6.0L	Base, LS, LT	Gaskets (2), Actual OE	WUP0012
Tahoe	Fuel Injection Throttle Body	4.8L, 5.3L, 6.0L, 6.2L	Base, Hybrid, LS, LT, LTZ, Z71	Gasket	ETB0025
Tahoe	Ignition Coil	4.8L, 5.3L, 6.0L, 6.2L	Base, Hybrid, LS, LT, LTZ, Z71	w/ Square Type Coil	IGC0150
Tahoe	Ignition Coil	4.8L, 5.3L, 6.0L, 6.2L	Base, Hybrid, LS, LT, LTZ, Z71	w/ Round Type Coil	IGC0151
Tahoe	Engine Water Pump	5.3L, 6.0L, 6.2L	Base, Hybrid, LS, LT, LTZ, Z71	Gaskets (2), Actual OE	WUP0012
Tahoe	Engine Water Pump	4.8L	LS	RWD, Gaskets (2), Actual OE	WUP0012
Trailblazer	Fuel Injection Throttle Body	6.0L	SS	Gasket	ETB0025
Trailblazer	Ignition Coil	6.0L	SS	w/ Square Type Coil	IGC0150
Trailblazer	Ignition Coil	6.0L	SS	w/ Round Type Coil	IGC0151

Vehicle	Part Type	Engine Size	Trim	Note(s)	Part Number
<b>2009 Chevrolet (cont'd)</b>					
Trailblazer	Mass Air Flow Sensor	4.2L	LT	Actual OE, 5 Pins	MAF0034
Traverse	Fuel Injection Throttle Body	3.6L	LS, LT, LTZ		ETB0054
Traverse	Ignition Coil	3.6L	LS, LT, LTZ		IGC0144
Uplander	Fuel Injection Throttle Body	3.9L	Base, LS, LT		ETB0016
Uplander	Manifold Absolute Pressure Sensor	3.9L	Base, LS, LT		PRS8212-HU
<b>2010 Chevrolet</b>					
Avalanche	Fuel Injection Throttle Body	5.3L	LS, LT, LTZ	Gasket	ETB0025
Avalanche	Fuel Injection Throttle Body	5.3L	Base	MEX, Gasket	ETB0025
Avalanche	Ignition Coil	5.3L	Base, LS, LT, LTZ	w/ Square Type Coil	IGC0150
Avalanche	Ignition Coil	5.3L	Base, LS, LT, LTZ	w/ Round Type Coil	IGC0151
Aveo	Manifold Absolute Pressure Sensor	1.6L	Base, LS, LT		PRS8212-HU
Aveo	Spark Plug Wire	1.6L	Base, LS, LT	SPECIAL ORDER ONLY	SPW4236HU-D
Aveo5	Manifold Absolute Pressure Sensor	1.6L	LS, LT		PRS8212-HU
Aveo5	Spark Plug Wire	1.6L	LS, LT	SPECIAL ORDER ONLY	SPW4236HU-D
Camaro	Fuel Injection Throttle Body	6.2L	SS	Actual OE	ETB0026
Camaro	Fuel Injection Throttle Body	3.6L	LS, LT		ETB0074
Camaro	Ignition Coil	6.2L	SS	w/ Square Type Coil	IGC0150
Camaro	Ignition Coil	6.2L	SS	w/ Round Type Coil	IGC0151
Camaro	Ignition Coil	3.6L	LS, LT		IGC0173
Camaro	Mass Air Flow Sensor	6.2L	SS	Actual OE, 5 Pins	MAF0034
Camaro	Manifold Absolute Pressure Sensor	6.2L	SS		PRS8212-HU
Camaro	Rack and Pinion Assembly	3.6L, 6.2L	LS, LT, SS	Actual OE	PSG0025
Camaro	Steering Tie Rod	3.6L, 6.2L	LS, LT, SS	Left Outer, Actual OE	TRE0009
Camaro	Steering Tie Rod	3.6L, 6.2L	LS, LT, SS	Right Outer, Actual OE	TRE0009
Camaro	Steering Tie Rod	3.6L, 6.2L	LS, LT, SS	Left Inner, Rack, Actual OE	TRI0009

Vehicle	Part Type	Engine Size	Trim	Note(s)	Part Number
<b>2010 Chevrolet (cont'd)</b>					
Camaro	Steering Tie Rod	3.6L, 6.2L	LS, LT, SS	Right Inner, Rack, Actual OE	TRI0009
Cobalt	Ignition Coil	2.2L	Base, LS, LT, LT Team Canada		IGC4059-HU
Cobalt	Mass Air Flow Sensor	2.0L, 2.2L	Base, LS, LT, LT Team Canada, SS	Actual OE, 5 Pins	MAF0034
Cobalt	Manifold Absolute Pressure Sensor	2.2L	Base, LS, LT, LT Team Canada		PRS8212-HU
Colorado	Fuel Injection Throttle Body	5.3L	LT	Gasket	ETB0025
Colorado	Ignition Coil	5.3L	LT	w/ Square Type Coil	IGC0150
Colorado	Ignition Coil	5.3L	LT	w/ Round Type Coil	IGC0151
Colorado	Mass Air Flow Sensor	2.9L, 3.7L, 5.3L	Base, LT, WT	Actual OE, 5 Pins	MAF0034
Corvette	Fuel Injection Throttle Body	6.2L	ZR1	Gasket	ETB0025
Corvette	Fuel Injection Throttle Body	6.2L, 7.0L	Base, Grand Sport, Z06	Actual OE	ETB0026
Corvette	Ignition Coil	6.2L, 7.0L	Base, Grand Sport, Z06, ZR1	w/ Square Type Coil	IGC0150
Corvette	Ignition Coil	6.2L, 7.0L	Base, Grand Sport, Z06, ZR1	w/ Round Type Coil	IGC0151
Corvette	Mass Air Flow Sensor	6.2L, 7.0L	Base, Grand Sport, Z06, ZR1	Actual OE, 5 Pins	MAF0034
Corvette	Manifold Absolute Pressure Sensor	6.2L	Base, Grand Sport, ZR1		PRS8212-HU
Equinox	Fuel Injection Throttle Body	3.0L	LT, LTZ		ETB0074
Equinox	Fuel Injector	3.0L	LT	LH26, Actual OE	FIJ0030
Equinox	Fuel Injector	3.0L	LTZ	LJ26, Actual OE	FIJ0030
Equinox	Fuel Injector	3.0L	LT	LK26, Actual OE	FIJ0030
Equinox	Fuel Injector	3.0L	LTZ	LM26, Actual OE	FIJ0030
Equinox	Fuel Injector	2.4L	LS, LT, LTZ	Actual OE	FIJ0042
Equinox	Ignition Coil	3.0L	LT, LTZ		IGC0173
Equinox	Ignition Coil	2.4L	LS, LT, LTZ		IGC4059-HU
Equinox	Mass Air Flow Sensor	2.4L, 3.0L	LS, LT, LTZ	Actual OE, 5 Pins	MAF0034
Equinox	Manifold Absolute Pressure Sensor	2.4L, 3.0L	LS, LT, LTZ		PRS8212-HU
Express 1500	Fuel Injection Throttle Body	4.3L	Base		ETB0017
Express 1500	Fuel Injection Throttle Body	5.3L	Base, LS, LT	Gasket	ETB0025
Express 1500	Ignition Coil	5.3L	Base, LS, LT	w/ Square Type Coil	IGC0150

Vehicle	Part Type	Engine Size	Trim	Note(s)	Part Number
<b>2010 Chevrolet (cont'd)</b>					
Express 1500	Ignition Coil	5.3L	Base, LS, LT	w/ Round Type Coil	IGC0151
Express 1500	Manifold Absolute Pressure Sensor	4.3L	Base	RWD	PRS8212-HU
Express 2500	Fuel Injection Throttle Body	6.6L	Base	Actual OE	ETB0001
Express 2500	Fuel Injection Throttle Body	4.8L, 6.0L	Base, LS, LT	Gasket	ETB0025
Express 2500	Ignition Coil	4.8L, 6.0L	Base, LS, LT	w/ Square Type Coil	IGC0150
Express 2500	Ignition Coil	4.8L, 6.0L	Base, LS, LT	w/ Round Type Coil	IGC0151
Express 2500	Mass Air Flow Sensor	6.6L	Base	DIESEL, Actual OE	MAF0084
Express 2500	Engine Oil Level Sensor	6.6L	Base	RWD	OLS0001
Express 2500	Starter Motor	6.6L	Base	Actual OE	STR0023
Express 2500	Engine Water Pump	4.8L, 6.0L	Base, LS, LT	Gaskets (2), Actual OE	WUP0012
Express 3500	Fuel Injection Throttle Body	6.6L	Base	Actual OE	ETB0001
Express 3500	Fuel Injection Throttle Body	4.8L, 6.0L	Base, LS, LT	Gasket	ETB0025
Express 3500	Ignition Coil	4.8L, 6.0L	Base, LS, LT	w/ Square Type Coil	IGC0150
Express 3500	Ignition Coil	4.8L, 6.0L	Base, LS, LT	w/ Round Type Coil	IGC0151
Express 3500	Mass Air Flow Sensor	6.6L	Base	DIESEL, Actual OE	MAF0084
Express 3500	Engine Oil Level Sensor	6.6L	Base	RWD	OLS0001
Express 3500	Starter Motor	6.6L	Base	Actual OE	STR0023
Express 3500	Engine Water Pump	4.8L, 6.0L	Base, LS, LT	Gaskets (2), Actual OE	WUP0012
Express 4500	Mass Air Flow Sensor	6.6L	Base	Actual OE	MAF0084
HHR	Ignition Coil	2.2L	LS, LS Panel, LT, LT Panel		IGC4059-HU
HHR	Mass Air Flow Sensor	2.0L, 2.2L, 2.4L	LS, LS Panel, LT, LT Panel, SS	Actual OE, 5 Pins	MAF0034
HHR	Manifold Absolute Pressure Sensor	2.2L, 2.4L	LS, LS Panel, LT, LT Panel		PRS8212-HU
Impala	Fuel Injection Throttle Body	3.5L, 3.9L	LS, LT, LTZ, Police		ETB0016
Impala	Mass Air Flow Sensor	3.5L, 3.9L	LS, LT, LTZ	Actual OE, 5 Pins	MAF0034
Impala	Manifold Absolute Pressure Sensor	3.5L, 3.9L	LS, LT, LTZ, Police		PRS8212-HU
Malibu	Fuel Injection Throttle Body	3.5L	LS		ETB0016

Vehicle	Part Type	Engine Size	Trim	Note(s)	Part Number
<b>2010 Chevrolet (cont'd)</b>					
Malibu	Fuel Injection Throttle Body	3.6L	LT, LTZ		ETB0017
Malibu	Ignition Coil	3.6L	LT, LTZ		IGC0173
Malibu	Ignition Coil	2.4L	LS, LT, LTZ	GAS	IGC4059-HU
Malibu	Mass Air Flow Sensor	2.4L	Hybrid, LS, LT, LTZ	Actual OE, 5 Pins	MAF0034
Malibu	Manifold Absolute Pressure Sensor	2.4L, 3.5L, 3.6L	Hybrid, LS, LT, LTZ		PRS8212-HU
Silverado 1500	Fuel Injection Throttle Body	4.3L	WT		ETB0017
Silverado 1500	Fuel Injection Throttle Body	4.8L, 5.3L, 6.0L, 6.2L	Hybrid, LS, LT, LTZ, WT, XFE	Gasket	ETB0025
Silverado 1500	Ignition Coil	4.8L, 5.3L, 6.0L, 6.2L	Hybrid, LS, LT, LTZ, WT, XFE	w/ Square Type Coil	IGC0150
Silverado 1500	Ignition Coil	4.8L, 5.3L, 6.0L, 6.2L	Hybrid, LS, LT, LTZ, WT, XFE	w/ Round Type Coil	IGC0151
Silverado 1500	Manifold Absolute Pressure Sensor	4.3L	WT		PRS8212-HU
Silverado 2500 HD	Fuel Injection Throttle Body	6.0L	LT, LTZ, WT	Gasket	ETB0025
Silverado 2500 HD	Ignition Coil	6.0L	LT, LTZ, WT	w/ Square Type Coil	IGC0150
Silverado 2500 HD	Ignition Coil	6.0L	LT, LTZ, WT	w/ Round Type Coil	IGC0151
Silverado 2500 HD	Mass Air Flow Sensor	6.6L	LT, LTZ, WT	DIESEL, Actual OE	MAF0084
Silverado 2500 HD	Engine Oil Level Sensor	6.6L	LT, LTZ, WT	4WD	OLS0001
Silverado 2500 HD	Engine Oil Level Sensor	6.6L	LT, LTZ, WT	RWD	OLS0001
Silverado 2500 HD	Starter Motor	6.6L	LT, LTZ, WT	Actual OE	STR0023
Silverado 3500 HD	Fuel Injection Throttle Body	6.0L	LT, LTZ, WT	Gasket	ETB0025
Silverado 3500 HD	Ignition Coil	6.0L	LT, LTZ, WT	w/ Square Type Coil	IGC0150
Silverado 3500 HD	Ignition Coil	6.0L	LT, LTZ, WT	w/ Round Type Coil	IGC0151
Silverado 3500 HD	Mass Air Flow Sensor	6.6L	LT, LTZ, WT	DIESEL, Actual OE	MAF0084
Silverado 3500 HD	Engine Oil Level Sensor	6.6L	LT, LTZ, WT	4WD	OLS0001
Silverado 3500 HD	Engine Oil Level Sensor	6.6L	LT, LTZ, WT	RWD	OLS0001
Silverado 3500 HD	Starter Motor	6.6L	LT, LTZ, WT	Actual OE	STR0023
Suburban 1500	Fuel Injection Throttle Body	5.3L	LS, LT, LTZ	Gasket	ETB0025
Suburban 1500	Fuel Injection Throttle Body	5.3L	Base	MEX, Gasket	ETB0025



Vehicle	Part Type	Engine Size	Trim	Note(s)	Part Number
<b>2010 Chevrolet (cont'd)</b>					
Suburban 1500	Ignition Coil	5.3L	Base, LS, LT, LTZ	w/ Square Type Coil	IGC0150
Suburban 1500	Ignition Coil	5.3L	Base, LS, LT, LTZ	w/ Round Type Coil	IGC0151
Suburban 2500	Fuel Injection Throttle Body	6.0L	LS, LT	Gasket	ETB0025
Suburban 2500	Ignition Coil	6.0L	LS, LT	w/ Square Type Coil	IGC0150
Suburban 2500	Ignition Coil	6.0L	LS, LT	w/ Round Type Coil	IGC0151
Tahoe	Fuel Injection Throttle Body	5.3L, 6.0L	Hybrid, LS, LT, LTZ	Gasket	ETB0025
Tahoe	Ignition Coil	5.3L, 6.0L	Hybrid, LS, LT, LTZ	w/ Square Type Coil	IGC0150
Tahoe	Ignition Coil	5.3L, 6.0L	Hybrid, LS, LT, LTZ	w/ Round Type Coil	IGC0151
Traverse	Fuel Injection Throttle Body	3.6L	LS, LT, LTZ		ETB0054
Traverse	Ignition Coil	3.6L	LS, LT, LTZ		IGC0173
<b>2011 Chevrolet</b>					
Avalanche	Fuel Injection Throttle Body	5.3L	LS, LT, LTZ	Gasket	ETB0025
Avalanche	Fuel Injection Throttle Body	5.3L	Base	MEX, Gasket	ETB0025
Avalanche	Ignition Coil	5.3L	Base, LS, LT, LTZ	w/ Square Type Coil	IGC0150
Avalanche	Ignition Coil	5.3L	Base, LS, LT, LTZ	w/ Round Type Coil	IGC0151
Aveo	Manifold Absolute Pressure Sensor	1.6L	Base, LS, LT		PRS8212-HU
Aveo	Spark Plug Wire	1.6L	Base, LS, LT	SPECIAL ORDER ONLY	SPW4236HU-D
Aveo5	Manifold Absolute Pressure Sensor	1.6L	LS, LT		PRS8212-HU
Aveo5	Spark Plug Wire	1.6L	LS, LT	SPECIAL ORDER ONLY	SPW4236HU-D
Camaro	Fuel Injection Throttle Body	6.2L	1SS, 2SS, SS	Actual OE	ETB0026
Camaro	Fuel Injection Throttle Body	3.6L	LT	Convertible	ETB0074
Camaro	Fuel Injection Throttle Body	3.6L	1LT, LS, LT	Coupe	ETB0074
Camaro	Fuel Pump	3.6L	LS, LT		FUP3058
Camaro	Ignition Coil	6.2L	1SS, 2SS, SS	w/ Square Type Coil	IGC0150
Camaro	Ignition Coil	6.2L	1SS, 2SS, SS	w/ Round Type Coil	IGC0151
Camaro	Ignition Coil	3.6L	1LT, LS, LT		IGC0173

Vehicle	Part Type	Engine Size	Trim	Note(s)	Part Number
<b>2011 Chevrolet (cont'd)</b>					
Camaro	Mass Air Flow Sensor	6.2L	1SS, 2SS, SS	Actual OE, 5 Pins	MAF0034
Camaro	Manifold Absolute Pressure Sensor	6.2L	1SS, 2SS, SS		PRS8212-HU
Camaro	Rack and Pinion Assembly	3.6L, 6.2L	1LT, 1SS, 2SS, LS, LT, SS	Actual OE	PSG0025
Camaro	Steering Tie Rod	3.6L, 6.2L	1SS, 2SS, LS, LT, SS	Left Outer, Actual OE	TRE0009
Camaro	Steering Tie Rod	3.6L, 6.2L	1SS, 2SS, LS, LT, SS	Right Outer, Actual OE	TRE0009
Camaro	Steering Tie Rod	6.2L	1SS, 2SS	Left Inner, Actual OE	TRI0009
Camaro	Steering Tie Rod	3.6L, 6.2L	LS, LT, SS	Left Inner, Rack, Actual OE	TRI0009
Camaro	Steering Tie Rod	6.2L	1SS, 2SS	Right Inner, Actual OE	TRI0009
Camaro	Steering Tie Rod	3.6L, 6.2L	LS, LT, SS	Right Inner, Rack, Actual OE	TRI0009
Caprice	Fuel Injection Throttle Body	6.0L	PPV	Actual OE	ETB0026
Caprice	Ignition Coil	6.0L	PPV	w/ Square Type Coil	IGC0150
Caprice	Manifold Absolute Pressure Sensor	6.0L	PPV		PRS8212-HU
Captiva Sport	Fuel Injector	3.0L	LT	Actual OE	FIJ0030
Colorado	Fuel Injection Throttle Body	5.3L	LT	Gasket	ETB0025
Colorado	Ignition Coil	5.3L	LT	w/ Square Type Coil	IGC0150
Colorado	Ignition Coil	5.3L	LT	w/ Round Type Coil	IGC0151
Colorado	Mass Air Flow Sensor	2.9L, 3.7L, 5.3L	Base, LT, WT	Actual OE, 5 Pins	MAF0034
Corvette	Fuel Injection Throttle Body	6.2L	ZR1	Gasket	ETB0025
Corvette	Fuel Injection Throttle Body	6.2L, 7.0L	Base, Grand Sport, Z06, Z06 Carbon	Actual OE	ETB0026
Corvette	Ignition Coil	6.2L, 7.0L	Base, Grand Sport, Z06, Z06 Carbon, ZR1	w/ Square Type Coil	IGC0150
Corvette	Ignition Coil	6.2L, 7.0L	Base, Grand Sport, Z06, Z06 Carbon, ZR1	w/ Round Type Coil	IGC0151
Corvette	Mass Air Flow Sensor	6.2L, 7.0L	Base, Grand Sport, Z06, Z06 Carbon, ZR1	Actual OE, 5 Pins	MAF0034
Corvette	Manifold Absolute Pressure Sensor	6.2L	Base, Grand Sport, ZR1		PRS8212-HU
Cruze	Ignition Coil	1.4L	Eco, LT, LTZ	GAS	IGC4048
Cruze	Manifold Absolute Pressure Sensor	1.4L, 1.8L	Base, Eco, LS, LT, LTZ		PRS8212-HU

Vehicle	Part Type	Engine Size	Trim	Note(s)	Part Number
<b>2011 Chevrolet (cont'd)</b>					
Equinox	Fuel Injection Throttle Body	3.0L	LT, LTZ		ETB0074
Equinox	Fuel Injector	3.0L	LT	LH26, Actual OE	FIJ0030
Equinox	Fuel Injector	3.0L	LTZ	LJ26, Actual OE	FIJ0030
Equinox	Fuel Injector	3.0L	LT	LK26, Actual OE	FIJ0030
Equinox	Fuel Injector	3.0L	LTZ	LM26, Actual OE	FIJ0030
Equinox	Fuel Injector	2.4L	LS, LT, LTZ	Actual OE	FIJ0044
Equinox	Ignition Coil	3.0L	LT, LTZ		IGC0173
Equinox	Ignition Coil	2.4L	LS, LT, LTZ		IGC4059-HU
Equinox	Mass Air Flow Sensor	2.4L, 3.0L	LS, LT, LTZ	Actual OE, 5 Pins	MAF0034
Equinox	Manifold Absolute Pressure Sensor	2.4L, 3.0L	LS, LT, LTZ		PRS8212-HU
Express 1500	Fuel Injection Throttle Body	4.3L	Base		ETB0017
Express 1500	Fuel Injection Throttle Body	5.3L	Base, LS, LT	Gasket	ETB0025
Express 1500	Ignition Coil	5.3L	Base, LS, LT	w/ Square Type Coil	IGC0150
Express 1500	Ignition Coil	5.3L	Base, LS, LT	w/ Round Type Coil	IGC0151
Express 1500	Manifold Absolute Pressure Sensor	4.3L	Base	RWD	PRS8212-HU
Express 2500	Fuel Injection Throttle Body	6.6L	Base	Actual OE	ETB0001
Express 2500	Fuel Injection Throttle Body	4.8L, 6.0L	Base, LS, LT	Gasket	ETB0025
Express 2500	Ignition Coil	4.8L, 6.0L	Base, LS, LT	w/ Square Type Coil	IGC0150
Express 2500	Ignition Coil	4.8L, 6.0L	Base, LS, LT	w/ Round Type Coil	IGC0151
Express 2500	Engine Oil Level Sensor	6.6L	Base	RWD	OLS0001
Express 2500	Starter Motor	6.6L	Base	Actual OE	STR0023
Express 3500	Fuel Injection Throttle Body	6.6L	Base, LS, LT	Actual OE	ETB0001
Express 3500	Fuel Injection Throttle Body	4.8L, 6.0L	Base, LS, LT	Gasket	ETB0025
Express 3500	Ignition Coil	4.8L, 6.0L	Base, LS, LT	w/ Square Type Coil	IGC0150
Express 3500	Ignition Coil	4.8L, 6.0L	Base, LS, LT	w/ Round Type Coil	IGC0151
Express 3500	Engine Oil Level Sensor	6.6L	Base, LS, LT	RWD	OLS0001
Express 3500	Starter Motor	6.6L	Base, LS, LT	Actual OE	STR0023
HHR	Ignition Coil	2.2L	LS, LS Panel, LT		IGC4059-HU
HHR	Mass Air Flow Sensor	2.2L, 2.4L	LS, LS Panel, LT	Actual OE, 5 Pins	MAF0034

Vehicle	Part Type	Engine Size	Trim	Note(s)	Part Number
<b>2011 Chevrolet (cont'd)</b>					
HHR	Manifold Absolute Pressure Sensor	2.2L, 2.4L	LS, LS Panel, LT		PRS8212-HU
Impala	Fuel Injection Throttle Body	3.5L, 3.9L	LS, LT, LTZ, Police		ETB0016
Impala	Mass Air Flow Sensor	3.5L, 3.9L	LS, LT, LTZ	Actual OE, 5 Pins	MAF0034
Impala	Manifold Absolute Pressure Sensor	3.5L, 3.9L	LS, LT, LTZ, Police		PRS8212-HU
Malibu	Fuel Injection Throttle Body	3.6L	LT, LTZ		ETB0017
Malibu	Ignition Coil	3.6L	LT, LTZ		IGC0173
Malibu	Ignition Coil	2.4L	LS, LT, LTZ	GAS	IGC4059-HU
Malibu	Mass Air Flow Sensor	2.4L	LS, LT, LTZ	Actual OE, 5 Pins	MAF0034
Malibu	Manifold Absolute Pressure Sensor	2.4L, 3.6L	LS, LT, LTZ		PRS8212-HU
Silverado 1500	Fuel Injection Throttle Body	4.3L	WT		ETB0017
Silverado 1500	Fuel Injection Throttle Body	4.8L, 5.3L, 6.0L, 6.2L	Hybrid, LS, LT, LTZ, WT, XFE	Gasket	ETB0025
Silverado 1500	Ignition Coil	4.8L, 5.3L, 6.0L, 6.2L	Hybrid, LS, LT, LTZ, WT, XFE	w/ Square Type Coil	IGC0150
Silverado 1500	Ignition Coil	4.8L, 5.3L, 6.0L, 6.2L	Hybrid, LS, LT, LTZ, WT, XFE	w/ Round Type Coil	IGC0151
Silverado 1500	Manifold Absolute Pressure Sensor	4.3L	WT		PRS8212-HU
Silverado 2500	Fuel Injection Throttle Body	4.8L, 5.3L	Base	MEX, Gasket	ETB0025
Silverado 2500 HD	Fuel Injection Throttle Body	6.6L	LT, LTZ, WT	Actual OE	ETB0015
Silverado 2500 HD	Fuel Injection Throttle Body	6.0L	LT, LTZ, WT	Gasket	ETB0025
Silverado 2500 HD	Ignition Coil	6.0L	LT, LTZ, WT	w/ Square Type Coil	IGC0150
Silverado 2500 HD	Ignition Coil	6.0L	LT, LTZ, WT	w/ Round Type Coil	IGC0151
Silverado 2500 HD	Engine Oil Level Sensor	6.6L	LT, LTZ, WT	4WD	OLS0001
Silverado 2500 HD	Engine Oil Level Sensor	6.6L	LT, LTZ, WT	RWD	OLS0001
Silverado 2500 HD	Starter Motor	6.6L	LT, LTZ, WT	Actual OE	STR0023
Silverado 3500 HD	Fuel Injection Throttle Body	6.6L	LT, LTZ, WT	Actual OE	ETB0015
Silverado 3500 HD	Fuel Injection Throttle Body	6.0L	LT, LTZ, WT	Gasket	ETB0025
Silverado 3500 HD	Ignition Coil	6.0L	LT, LTZ, WT	w/ Square Type Coil	IGC0150
Silverado 3500 HD	Ignition Coil	6.0L	LT, LTZ, WT	w/ Round Type Coil	IGC0151

Vehicle	Part Type	Engine Size	Trim	Note(s)	Part Number
<b>2011 Chevrolet (cont'd)</b>					
Silverado 3500 HD	Engine Oil Level Sensor	6.6L	LT, LTZ, WT	4WD	OLS0001
Silverado 3500 HD	Engine Oil Level Sensor	6.6L	LT, LTZ, WT	RWD	OLS0001
Silverado 3500 HD	Starter Motor	6.6L	LT, LTZ, WT	Actual OE	STR0023
Suburban 1500	Fuel Injection Throttle Body	5.3L	Base, LS, LT, LTZ	Gasket	ETB0025
Suburban 1500	Ignition Coil	5.3L	Base, LS, LT, LTZ	w/ Square Type Coil	IGC0150
Suburban 1500	Ignition Coil	5.3L	Base, LS, LT, LTZ	w/ Round Type Coil	IGC0151
Suburban 2500	Fuel Injection Throttle Body	6.0L	LS, LT	Gasket	ETB0025
Suburban 2500	Ignition Coil	6.0L	LS, LT	w/ Square Type Coil	IGC0150
Suburban 2500	Ignition Coil	6.0L	LS, LT	w/ Round Type Coil	IGC0151
Tahoe	Fuel Injection Throttle Body	5.3L, 6.0L	Hybrid, LS, LT, LTZ	Gasket	ETB0025
Tahoe	Fuel Injection Throttle Body	5.3L	Base	MEX, Gasket	ETB0025
Tahoe	Ignition Coil	5.3L, 6.0L	Base, Hybrid, LS, LT, LTZ	w/ Square Type Coil	IGC0150
Tahoe	Ignition Coil	5.3L, 6.0L	Base, Hybrid, LS, LT, LTZ	w/ Round Type Coil	IGC0151
Traverse	Fuel Injection Throttle Body	3.6L	Base, LS, LT, LTZ		ETB0054
Traverse	Ignition Coil	3.6L	Base, LS, LT, LTZ		IGC0173
Volt	Manifold Absolute Pressure Sensor	1.4L	Base		PRS8212-HU
<b>2012 Chevrolet</b>					
Avalanche	Fuel Injection Throttle Body	5.3L	Base, LS, LT, LTZ	Gasket	ETB0025
Avalanche	Ignition Coil	5.3L	Base, LS, LT, LTZ	w/ Square Type Coil	IGC0150
Avalanche	Ignition Coil	5.3L	Base, LS, LT, LTZ	w/ Round Type Coil	IGC0151
Camaro	Fuel Injection Throttle Body	6.2L	ZL1	Gasket	ETB0025
Camaro	Fuel Injection Throttle Body	6.2L	SS	Actual OE	ETB0026
Camaro	Fuel Injector	3.6L	1LT, LS, LT	Actual OE	FIJ0045
Camaro	Fuel Pump	3.6L	LS, LT		FUP3058
Camaro	Ignition Coil	6.2L	1SS, 2SS, SS, ZL1	w/ Square Type Coil	IGC0150
Camaro	Ignition Coil	6.2L	1SS, 2SS, SS, ZL1	w/ Round Type Coil	IGC0151
Camaro	Ignition Coil	3.6L	1LT, LS, LT		IGC0173

Vehicle	Part Type	Engine Size	Trim	Note(s)	Part Number
<b>2012 Chevrolet (cont'd)</b>					
Camaro	Mass Air Flow Sensor	6.2L	1SS, 2SS, SS, ZL1	Actual OE, 5 Pins	MAF0034
Camaro	Mass Air Flow Sensor	3.6L	1LT, LS, LT	Actual OE, 8 Pins	MAF0120
Camaro	Manifold Absolute Pressure Sensor	3.6L, 6.2L	1LT, 1SS, 2SS, LS, LT, SS, ZL1		PRS8212-HU
Camaro	Rack and Pinion Assembly	3.6L	LS, LT	Actual OE	PSG0025
Camaro	Rack and Pinion Assembly	6.2L	SS	L99, Actual OE	PSG0025
Camaro	Rack and Pinion Assembly	3.6L	1LT	LFX, Actual OE	PSG0025
Camaro	Rack and Pinion Assembly	6.2L	1SS, 2SS, SS	LS3, Actual OE	PSG0025
Camaro	Rack and Pinion Assembly	6.2L	ZL1	LSA, Actual OE	PSG0025
Camaro	Steering Tie Rod	3.6L, 6.2L	1SS, 2SS, LS, LT, SS, ZL1	Left Outer, Actual OE	TRE0009
Camaro	Steering Tie Rod	3.6L, 6.2L	1SS, 2SS, LS, LT, SS, ZL1	Right Outer, Actual OE	TRE0009
Camaro	Steering Tie Rod	6.2L	1SS, 2SS	Left Inner, Actual OE	TRI0009
Camaro	Steering Tie Rod	3.6L, 6.2L	LS, LT, SS, ZL1	Left Inner, Rack, Actual OE	TRI0009
Camaro	Steering Tie Rod	6.2L	1SS, 2SS	Right Inner, Actual OE	TRI0009
Camaro	Steering Tie Rod	3.6L, 6.2L	LS, LT, SS, ZL1	Right Inner, Rack, Actual OE	TRI0009
Caprice	Fuel Injection Throttle Body	6.0L	PPV	Actual OE	ETB0026
Caprice	Fuel Injector	3.6L	PPV	Actual OE	FIJ0045
Caprice	Ignition Coil	6.0L	PPV	w/ Square Type Coil	IGC0150
Caprice	Ignition Coil	3.6L	PPV		IGC0173
Caprice	Mass Air Flow Sensor	3.6L	PPV	Actual OE, 8 Pins	MAF0120
Caprice	Manifold Absolute Pressure Sensor	3.6L, 6.0L	PPV		PRS8212-HU
Captiva Sport	Fuel Injector	2.4L	LS	Actual OE	FIJ0044
Captiva Sport	Fuel Injector	3.0L	LT, LTZ	Actual OE	FIJ0045
Captiva Sport	Ignition Coil	3.0L	LT, LTZ		IGC0173
Captiva Sport	Mass Air Flow Sensor	2.4L, 3.0L	LS, LT, LTZ	Actual OE, 8 Pins	MAF0120
Captiva Sport	Manifold Absolute Pressure Sensor	2.4L, 3.0L	LS, LT, LTZ		PRS8212-HU
Colorado	Fuel Injection Throttle Body	5.3L	LT	Gasket	ETB0025
Colorado	Ignition Coil	5.3L	LT	w/ Square Type Coil	IGC0150

Vehicle	Part Type	Engine Size	Trim	Note(s)	Part Number
<b>2012 Chevrolet (cont'd)</b>					
Colorado	Ignition Coil	5.3L	LT	w/ Round Type Coil	IGC0151
Colorado	Mass Air Flow Sensor	2.9L, 3.7L, 5.3L	Base, LT, WT	Actual OE, 5 Pins	MAF0034
Corvette	Fuel Injection Throttle Body	6.2L	ZR1	Gasket	ETB0025
Corvette	Fuel Injection Throttle Body	6.2L, 7.0L	Base, Grand Sport, Z06	Actual OE	ETB0026
Corvette	Ignition Coil	6.2L, 7.0L	Base, Grand Sport, Z06, ZR1	w/ Square Type Coil	IGC0150
Corvette	Ignition Coil	6.2L, 7.0L	Base, Grand Sport, Z06, ZR1	w/ Round Type Coil	IGC0151
Corvette	Mass Air Flow Sensor	6.2L, 7.0L	Base, Grand Sport, Z06, ZR1	Actual OE, 5 Pins	MAF0034
Corvette	Manifold Absolute Pressure Sensor	6.2L	Base, Grand Sport, ZR1		PRS8212-HU
Cruze	Ignition Coil	1.4L	Eco, LT, LTZ	GAS	IGC4048
Cruze	Manifold Absolute Pressure Sensor	1.8L	Base, LS, LT		PRS8212-HU
Equinox	Fuel Injector	2.4L	LS, LT, LTZ	RPO Code NT7, Actual OE	FIJ0044
Equinox	Fuel Injector	3.0L	LT, LTZ	Actual OE	FIJ0045
Equinox	Ignition Coil	3.0L	LT, LTZ		IGC0173
Equinox	Ignition Coil	2.4L	LS, LT, LTZ	GAS, SIDI	IGC4059-HU
Equinox	Mass Air Flow Sensor	2.4L, 3.0L	LS, LT, LTZ	Actual OE, 8 Pins	MAF0120
Equinox	Manifold Absolute Pressure Sensor	2.4L, 3.0L	LS, LT, LTZ		PRS8212-HU
Express 1500	Fuel Injection Throttle Body	4.3L	Base		ETB0017
Express 1500	Fuel Injection Throttle Body	5.3L	Base, LS, LT	Gasket	ETB0025
Express 1500	Ignition Coil	5.3L	Base, LS, LT	w/ Square Type Coil	IGC0150
Express 1500	Ignition Coil	5.3L	Base, LS, LT	w/ Round Type Coil	IGC0151
Express 1500	Manifold Absolute Pressure Sensor	4.3L	Base	RWD	PRS8212-HU
Express 2500	Fuel Injection Throttle Body	6.6L	Base	Actual OE	ETB0001
Express 2500	Fuel Injection Throttle Body	4.8L, 6.0L	Base, LS, LT	Gasket	ETB0025
Express 2500	Ignition Coil	4.8L, 6.0L	Base, LS, LT	w/ Square Type Coil	IGC0150
Express 2500	Ignition Coil	4.8L, 6.0L	Base, LS, LT	w/ Round Type Coil	IGC0151
Express 2500	Engine Oil Level Sensor	6.6L	Base	RWD	OLS0001
Express 2500	Starter Motor	6.6L	Base	Actual OE	STR0023

Vehicle	Part Type	Engine Size	Trim	Note(s)	Part Number
<b>2012 Chevrolet (cont'd)</b>					
Express 3500	Fuel Injection Throttle Body	6.6L	Base, LS, LT	Actual OE	ETB0001
Express 3500	Fuel Injection Throttle Body	4.8L, 6.0L	Base, LS, LT	Gasket	ETB0025
Express 3500	Ignition Coil	4.8L, 6.0L	Base, LS, LT	w/ Square Type Coil	IGC0150
Express 3500	Ignition Coil	4.8L, 6.0L	Base, LS, LT	w/ Round Type Coil	IGC0151
Express 3500	Engine Oil Level Sensor	6.6L	Base, LS, LT	RWD	OLS0001
Express 3500	Starter Motor	6.6L	Base, LS, LT	Actual OE	STR0023
Impala	Fuel Injector	3.6L	LS, LT, LTZ	RPO Code NU5, NT7, Actual OE	FIJ0045
Impala	Fuel Injector	3.6L	LS, LT, LTZ	RPO Code NU6, Actual OE	FIJ0046
Impala	Ignition Coil	3.6L	LS, LT, LTZ, Police		IGC0173
Impala	Mass Air Flow Sensor	3.6L	LS, LT, LTZ	Actual OE, 8 Pins	MAF0120
Impala	Manifold Absolute Pressure Sensor	3.6L	LS, LT, LTZ, Police		PRS8212-HU
Malibu	Fuel Injection Throttle Body	3.6L	LT, LTZ		ETB0017
Malibu	Ignition Coil	3.6L	LT, LTZ		IGC0173
Malibu	Ignition Coil	2.4L	LS, LT, LTZ	GAS	IGC4059-HU
Malibu	Mass Air Flow Sensor	2.4L	LS, LT, LTZ	Actual OE, 5 Pins	MAF0034
Malibu	Manifold Absolute Pressure Sensor	2.4L, 3.6L	LS, LT, LTZ		PRS8212-HU
Orlando	Fuel Injector	2.4L	LS, LT, LTZ	Actual OE	FIJ0044
Orlando	Ignition Coil	2.4L	LS, LT, LTZ		IGC4059-HU
Orlando	Manifold Absolute Pressure Sensor	2.4L	LS, LT, LTZ	Automatic	PRS8212-HU
Silverado 1500	Fuel Injection Throttle Body	4.3L	WT		ETB0017
Silverado 1500	Fuel Injection Throttle Body	4.8L, 5.3L, 6.0L, 6.2L	Hybrid, LS, LT, LTZ, WT, XFE	Gasket	ETB0025
Silverado 1500	Ignition Coil	4.8L, 5.3L, 6.0L, 6.2L	Hybrid, LS, LT, LTZ, WT, XFE	w/ Square Type Coil	IGC0150
Silverado 1500	Ignition Coil	4.8L, 5.3L, 6.0L, 6.2L	Hybrid, LS, LT, LTZ, WT, XFE	w/ Round Type Coil	IGC0151
Silverado 1500	Manifold Absolute Pressure Sensor	4.3L	WT		PRS8212-HU
Silverado 2500	Fuel Injection Throttle Body	5.3L	Base	MEX, Gasket	ETB0025
Silverado 2500 HD	Fuel Injection Throttle Body	6.6L	LT, LTZ, WT	Actual OE	ETB0015
Silverado 2500 HD	Fuel Injection Throttle Body	6.0L	LT, LTZ, WT	Gasket	ETB0025



Vehicle	Part Type	Engine Size	Trim	Note(s)	Part Number
<b>2012 Chevrolet (cont'd)</b>					
Silverado 2500 HD	Ignition Coil	6.0L	LT, LTZ, WT	w/ Square Type Coil	IGC0150
Silverado 2500 HD	Ignition Coil	6.0L	LT, LTZ, WT	w/ Round Type Coil	IGC0151
Silverado 2500 HD	Engine Oil Level Sensor	6.6L	LT, LTZ, WT	4WD	OLS0001
Silverado 2500 HD	Engine Oil Level Sensor	6.6L	LT, LTZ, WT	RWD	OLS0001
Silverado 2500 HD	Starter Motor	6.6L	LT, LTZ, WT	Actual OE	STR0023
Silverado 3500 HD	Fuel Injection Throttle Body	6.6L	LT, LTZ, WT	Actual OE	ETB0015
Silverado 3500 HD	Fuel Injection Throttle Body	6.0L	LT, LTZ, WT	Gasket	ETB0025
Silverado 3500 HD	Ignition Coil	6.0L	LT, LTZ, WT	w/ Square Type Coil	IGC0150
Silverado 3500 HD	Ignition Coil	6.0L	LT, LTZ, WT	w/ Round Type Coil	IGC0151
Silverado 3500 HD	Engine Oil Level Sensor	6.6L	LT, LTZ, WT	4WD	OLS0001
Silverado 3500 HD	Engine Oil Level Sensor	6.6L	LT, LTZ, WT	RWD	OLS0001
Silverado 3500 HD	Starter Motor	6.6L	LT, LTZ, WT	Actual OE	STR0023
Sonic	Ignition Coil	1.4L	LT, LTZ		IGC4048
Sonic	Manifold Absolute Pressure Sensor	1.8L	LS, LT, LTZ	6T30	PRS8212-HU
Sonic	Manifold Absolute Pressure Sensor	1.8L	LT, LTZ	6T40	PRS8212-HU
Sonic	Manifold Absolute Pressure Sensor	1.8L	LS, LT, LTZ	M26	PRS8212-HU
Sonic	Manifold Absolute Pressure Sensor	1.8L	LT, LTZ	M32	PRS8212-HU
Suburban 1500	Fuel Injection Throttle Body	5.3L	LS, LT, LTZ	Gasket	ETB0025
Suburban 1500	Fuel Injection Throttle Body	5.3L	Base	MEX, Gasket	ETB0025
Suburban 1500	Ignition Coil	5.3L	Base, LS, LT, LTZ	w/ Square Type Coil	IGC0150
Suburban 1500	Ignition Coil	5.3L	Base, LS, LT, LTZ	w/ Round Type Coil	IGC0151
Suburban 2500	Fuel Injection Throttle Body	6.0L	LS, LT	Gasket	ETB0025
Suburban 2500	Ignition Coil	6.0L	LS, LT	w/ Square Type Coil	IGC0150
Suburban 2500	Ignition Coil	6.0L	LS, LT	w/ Round Type Coil	IGC0151
Tahoe	Fuel Injection Throttle Body	5.3L, 6.0L	Hybrid, LS, LT, LTZ, PPV, SSV	Gasket	ETB0025
Tahoe	Fuel Injection Throttle Body	5.3L	Base	MEX, Gasket	ETB0025

Vehicle	Part Type	Engine Size	Trim	Note(s)	Part Number
<b>2012 Chevrolet (cont'd)</b>					
Tahoe	Ignition Coil	5.3L, 6.0L	Base, Hybrid, LS, LT, LTZ, PPV, SSV	w/ Square Type Coil	IGC0150
Tahoe	Ignition Coil	5.3L, 6.0L	Base, Hybrid, LS, LT, LTZ, PPV, SSV	w/ Round Type Coil	IGC0151
Traverse	Ignition Coil	3.6L	LS, LT, LTZ		IGC0173
Traverse	Mass Air Flow Sensor	3.6L	LS, LT, LTZ	Actual OE, 8 Pins	MAF0120
Traverse	Manifold Absolute Pressure Sensor	3.6L	LS, LT, LTZ		PRS8212-HU
Volt	Manifold Absolute Pressure Sensor	1.4L	Base		PRS8212-HU
<b>2013 Chevrolet</b>					
Avalanche	Fuel Injection Throttle Body	5.3L	Base, Black Diamond LS, Black Diamond LT, Black Diamond LTZ	Gasket	ETB0025
Avalanche	Ignition Coil	5.3L	Base, Black Diamond LS, Black Diamond LT, Black Diamond LTZ	w/ Square Type Coil	IGC0150
Avalanche	Ignition Coil	5.3L	Base, Black Diamond LS, Black Diamond LT, Black Diamond LTZ	w/ Round Type Coil	IGC0151
Camaro	Fuel Injection Throttle Body	6.2L	ZL1	Gasket	ETB0025
Camaro	Fuel Injection Throttle Body	6.2L	SS	Actual OE	ETB0026
Camaro	Fuel Injector	3.6L	LS, LT	Actual OE	FIJ0045
Camaro	Fuel Pump	3.6L	LS, LT		FUP3058
Camaro	Ignition Coil	6.2L	SS, ZL1	w/ Square Type Coil	IGC0150
Camaro	Ignition Coil	6.2L	SS, ZL1	w/ Round Type Coil	IGC0151
Camaro	Ignition Coil	3.6L	LS, LT		IGC0173
Camaro	Mass Air Flow Sensor	6.2L	SS, ZL1	Actual OE, 5 Pins	MAF0034
Camaro	Mass Air Flow Sensor	3.6L	LS, LT	Actual OE, 8 Pins	MAF0120
Camaro	Manifold Absolute Pressure Sensor	3.6L, 6.2L	LS, LT, SS, ZL1		PRS8212-HU
Camaro	Rack and Pinion Assembly	3.6L	LS, LT	Actual OE	PSG0025
Camaro	Rack and Pinion Assembly	6.2L	SS	L99, Actual OE	PSG0025
Camaro	Rack and Pinion Assembly	6.2L	SS	LS3, Actual OE	PSG0025
Camaro	Rack and Pinion Assembly	6.2L	ZL1	LSA, Actual OE	PSG0025
Camaro	Steering Tie Rod	3.6L, 6.2L	LS, LT, SS, ZL1	Left Outer, Actual OE	TRE0009

Vehicle	Part Type	Engine Size	Trim	Note(s)	Part Number
<b>2013 Chevrolet (cont'd)</b>					
Camaro	Steering Tie Rod	3.6L, 6.2L	LS, LT, SS, ZL1	Right Outer, Actual OE	TRE0009
Camaro	Steering Tie Rod	3.6L, 6.2L	LS, LT, SS, ZL1	Left Inner, Rack, Actual OE	TRI0009
Camaro	Steering Tie Rod	3.6L, 6.2L	LS, LT, SS, ZL1	Right Inner, Rack, Actual OE	TRI0009
Caprice	Fuel Injection Throttle Body	6.0L	PPV	Actual OE	ETB0026
Caprice	Fuel Injector	3.6L	PPV	Actual OE	FIJ0045
Caprice	Ignition Coil	6.0L	PPV	w/ Square Type Coil	IGC0150
Caprice	Ignition Coil	3.6L	PPV		IGC0173
Caprice	Mass Air Flow Sensor	3.6L	PPV	Actual OE, 8 Pins	MAF0120
Caprice	Manifold Absolute Pressure Sensor	3.6L, 6.0L	PPV		PRS8212-HU
Captiva Sport	Fuel Injector	2.4L	LS, LT, LTZ	Actual OE	FIJ0044
Captiva Sport	Mass Air Flow Sensor	2.4L	LS, LT, LTZ	Actual OE, 8 Pins	MAF0120
Captiva Sport	Manifold Absolute Pressure Sensor	2.4L	LS, LT, LTZ		PRS8212-HU
Corvette	Fuel Injection Throttle Body	6.2L	ZR1	Gasket	ETB0025
Corvette	Fuel Injection Throttle Body	6.2L, 7.0L	427, Base, Grand Sport, Z06	Actual OE	ETB0026
Corvette	Ignition Coil	6.2L, 7.0L	427, Base, Grand Sport, Z06, ZR1	w/ Square Type Coil	IGC0150
Corvette	Ignition Coil	6.2L, 7.0L	427, Base, Grand Sport, Z06, ZR1	w/ Round Type Coil	IGC0151
Corvette	Mass Air Flow Sensor	6.2L, 7.0L	427, Base, Grand Sport, Z06, ZR1	Actual OE, 5 Pins	MAF0034
Corvette	Manifold Absolute Pressure Sensor	6.2L	Base, Grand Sport, ZR1		PRS8212-HU
Cruze	Ignition Coil	1.4L	Eco, LT, LTZ	GAS	IGC4048
Cruze	Manifold Absolute Pressure Sensor	1.4L	Eco, LT, LTZ		PRS8204HU-D
Cruze	Manifold Absolute Pressure Sensor	1.8L	LS, LT		PRS8212-HU
Equinox	Fuel Injector	2.4L	LS, LT, LTZ	RPO Code NT7, Actual OE	FIJ0044
Equinox	Fuel Injector	3.6L	LT, LTZ	Actual OE	FIJ0045
Equinox	Ignition Coil	3.6L	LT, LTZ		IGC0173
Equinox	Ignition Coil	2.4L	LS, LT, LTZ	GAS, SIDI	IGC4059-HU
Equinox	Mass Air Flow Sensor	2.4L, 3.6L	LS, LT, LTZ	Actual OE, 8 Pins	MAF0120
Equinox	Manifold Absolute Pressure Sensor	2.4L, 3.6L	LS, LT, LTZ		PRS8212-HU

Vehicle	Part Type	Engine Size	Trim	Note(s)	Part Number
<b>2013 Chevrolet (cont'd)</b>					
Express 1500	Fuel Injection Throttle Body	4.3L	Base		ETB0017
Express 1500	Fuel Injection Throttle Body	5.3L	Base, LS, LT	Gasket	ETB0025
Express 1500	Ignition Coil	5.3L	Base, LS, LT	w/ Square Type Coil	IGC0150
Express 1500	Ignition Coil	5.3L	Base, LS, LT	w/ Round Type Coil	IGC0151
Express 1500	Manifold Absolute Pressure Sensor	4.3L	Base	RWD	PRS8212-HU
Express 2500	Fuel Injection Throttle Body	6.6L	Base	Actual OE	ETB0001
Express 2500	Fuel Injection Throttle Body	4.8L, 6.0L	Base, LS, LT	Gasket	ETB0025
Express 2500	Ignition Coil	4.8L, 6.0L	Base, LS, LT	w/ Square Type Coil	IGC0150
Express 2500	Ignition Coil	4.8L, 6.0L	Base, LS, LT	w/ Round Type Coil	IGC0151
Express 2500	Mass Air Flow Sensor	6.6L	Base	Actual OE, 8 Pins	MAF0120
Express 2500	Engine Oil Level Sensor	6.6L	Base	RWD	OLS0001
Express 2500	Starter Motor	6.6L	Base	Actual OE	STR0023
Express 3500	Fuel Injection Throttle Body	6.6L	Base	Actual OE	ETB0001
Express 3500	Fuel Injection Throttle Body	4.8L, 6.0L	Base, LS, LT	Gasket	ETB0025
Express 3500	Ignition Coil	4.8L, 6.0L	Base, LS, LT	w/ Square Type Coil	IGC0150
Express 3500	Ignition Coil	4.8L, 6.0L	Base, LS, LT	w/ Round Type Coil	IGC0151
Express 3500	Mass Air Flow Sensor	6.6L	Base, LS, LT	Actual OE, 8 Pins	MAF0120
Express 3500	Engine Oil Level Sensor	6.6L	Base	RWD	OLS0001
Express 3500	Starter Motor	6.6L	Base	Actual OE	STR0023
Impala	Fuel Injector	3.6L	LS, LT, LTZ, Police	RPO Code NU5, NT7, Actual OE	FIJ0045
Impala	Fuel Injector	3.6L	LS, LT, LTZ, Police	RPO Code NU6, Actual OE	FIJ0046
Impala	Ignition Coil	3.6L	LS, LT, LTZ, Police		IGC0173
Impala	Mass Air Flow Sensor	3.6L	LS, LT, LTZ, Police	Actual OE, 8 Pins	MAF0120
Impala	Manifold Absolute Pressure Sensor	3.6L	LS, LT, LTZ, Police		PRS8212-HU
Malibu	ABS Wheel Speed Sensor	2.0L, 2.4L, 2.5L	Eco, LS, LT, LTZ	W/ Harness, Front	ABS1637-HU
Malibu	Fuel Injector	2.4L	Eco	RPO Code NT7, Actual OE	FIJ0044

Vehicle	Part Type	Engine Size	Trim	Note(s)	Part Number
<b>2013 Chevrolet (cont'd)</b>					
Malibu	Mass Air Flow Sensor	2.4L	Eco	Actual OE, 5 Pins	MAF0034
Malibu	Mass Air Flow Sensor	2.0L, 2.5L	LS, LT, LTZ	Actual OE, 8 Pins	MAF0120
Malibu	Manifold Absolute Pressure Sensor	2.4L, 2.5L	Eco, LS, LT, LTZ		PRS8212-HU
Orlando	Fuel Injector	2.4L	LS, LT, LTZ	Actual OE	FIJ0044
Orlando	Manifold Absolute Pressure Sensor	2.4L	LS, LT, LTZ		PRS8212-HU
Silverado 1500	Fuel Injection Throttle Body	4.3L	WT		ETB0017
Silverado 1500	Fuel Injection Throttle Body	4.8L, 5.3L, 6.0L, 6.2L	Hybrid, LS, LT, LTZ, WT, XFE	Gasket	ETB0025
Silverado 1500	Ignition Coil	4.8L, 5.3L, 6.0L, 6.2L	Hybrid, LS, LT, LTZ, WT, XFE	w/ Square Type Coil	IGC0150
Silverado 1500	Ignition Coil	4.8L, 5.3L, 6.0L, 6.2L	Hybrid, LS, LT, LTZ, WT, XFE	w/ Round Type Coil	IGC0151
Silverado 1500	Manifold Absolute Pressure Sensor	4.3L	WT		PRS8212-HU
Silverado 2500	Fuel Injection Throttle Body	5.3L	LS	MEX, Gasket	ETB0025
Silverado 2500 HD	Fuel Injection Throttle Body	6.6L	LT, LTZ, WT	Actual OE	ETB0015
Silverado 2500 HD	Fuel Injection Throttle Body	6.0L	LT, LTZ, WT	Gasket	ETB0025
Silverado 2500 HD	Ignition Coil	6.0L	LT, LTZ, WT	w/ Square Type Coil	IGC0150
Silverado 2500 HD	Ignition Coil	6.0L	LT, LTZ, WT	w/ Round Type Coil	IGC0151
Silverado 2500 HD	Mass Air Flow Sensor	6.6L	LT, LTZ, WT	Actual OE, 8 Pins	MAF0120
Silverado 2500 HD	Engine Oil Level Sensor	6.6L	LT, LTZ, WT	4WD	OLS0001
Silverado 2500 HD	Engine Oil Level Sensor	6.6L	LT, LTZ, WT	RWD	OLS0001
Silverado 2500 HD	Starter Motor	6.6L	LT, LTZ, WT	Actual OE	STR0023
Silverado 3500 HD	Fuel Injection Throttle Body	6.6L	LT, LTZ, WT	Actual OE	ETB0015
Silverado 3500 HD	Fuel Injection Throttle Body	6.0L	LT, LTZ, WT	Gasket	ETB0025
Silverado 3500 HD	Ignition Coil	6.0L	LT, LTZ, WT	w/ Square Type Coil	IGC0150
Silverado 3500 HD	Ignition Coil	6.0L	LT, LTZ, WT	w/ Round Type Coil	IGC0151
Silverado 3500 HD	Mass Air Flow Sensor	6.6L	LT, LTZ, WT	Actual OE, 8 Pins	MAF0120
Silverado 3500 HD	Engine Oil Level Sensor	6.6L	LT, LTZ, WT	4WD	OLS0001

Vehicle	Part Type	Engine Size	Trim	Note(s)	Part Number
<b>2013 Chevrolet (cont'd)</b>					
Silverado 3500 HD	Engine Oil Level Sensor	6.6L	LT, LTZ, WT	RWD	OLS0001
Silverado 3500 HD	Starter Motor	6.6L	LT, LTZ, WT	Actual OE	STR0023
Sonic	Ignition Coil	1.4L	LT, LTZ, RS		IGC4048
Sonic	Manifold Absolute Pressure Sensor	1.8L	LS, LT, LTZ	6T30	PRS8212-HU
Sonic	Manifold Absolute Pressure Sensor	1.8L	LT, LTZ	6T40	PRS8212-HU
Sonic	Manifold Absolute Pressure Sensor	1.8L	LS, LT, LTZ	M26	PRS8212-HU
Sonic	Manifold Absolute Pressure Sensor	1.8L	LT, LTZ	M32	PRS8212-HU
Spark	Mass Air Flow Sensor	1.2L	LS, LT	Actual OE, 5 Pins	MAF0034
Spark	Manifold Absolute Pressure Sensor	1.2L	LS, LT		PRS8212-HU
Suburban 1500	Fuel Injection Throttle Body	5.3L	LS, LT, LTZ	Gasket	ETB0025
Suburban 1500	Ignition Coil	5.3L	LS, LT, LTZ	w/ Square Type Coil	IGC0150
Suburban 1500	Ignition Coil	5.3L	LS, LT, LTZ	w/ Round Type Coil	IGC0151
Suburban 2500	Fuel Injection Throttle Body	6.0L	LS, LT	Gasket	ETB0025
Suburban 2500	Ignition Coil	6.0L	LS, LT	w/ Square Type Coil	IGC0150
Suburban 2500	Ignition Coil	6.0L	LS, LT	w/ Round Type Coil	IGC0151
Tahoe	Fuel Injection Throttle Body	5.3L, 6.0L	Hybrid, LS, LT, LTZ, PPV, SSV	Gasket	ETB0025
Tahoe	Ignition Coil	5.3L, 6.0L	Hybrid, LS, LT, LTZ, PPV, SSV	w/ Square Type Coil	IGC0150
Tahoe	Ignition Coil	5.3L, 6.0L	Hybrid, LS, LT, LTZ, PPV, SSV	w/ Round Type Coil	IGC0151
Traverse	Ignition Coil	3.6L	LS, LT, LTZ		IGC0173
Traverse	Mass Air Flow Sensor	3.6L	LS, LT, LTZ	Actual OE, 8 Pins	MAF0120
Traverse	Manifold Absolute Pressure Sensor	3.6L	LS, LT, LTZ		PRS8212-HU
Trax	Ignition Coil	1.4L	LS, LT, LTZ		IGC4048
Volt	Manifold Absolute Pressure Sensor	1.4L	Base		PRS8212-HU
<b>2014 Chevrolet</b>					
Camaro	Fuel Injection Throttle Body	6.2L	ZL1	Gasket	ETB0025
Camaro	Fuel Injection Throttle Body	6.2L, 7.0L	SS, Z/28	Actual OE	ETB0026
Camaro	Fuel Injector	3.6L	LS, LT	Actual OE	FIJ0045

Vehicle	Part Type	Engine Size	Trim	Note(s)	Part Number
<b>2014 Chevrolet (cont'd)</b>					
Camaro	Fuel Pump	3.6L	LS, LT		FUP3058
Camaro	Ignition Coil	6.2L	SS, ZL1	w/ Square Type Coil	IGC0150
Camaro	Ignition Coil	6.2L, 7.0L	SS, Z/28, ZL1	w/ Round Type Coil	IGC0151
Camaro	Ignition Coil	3.6L	LS, LT		IGC0173
Camaro	Mass Air Flow Sensor	6.2L, 7.0L	SS, Z/28, ZL1	Actual OE, 5 Pins	MAF0034
Camaro	Mass Air Flow Sensor	3.6L	LS, LT	Actual OE, 8 Pins	MAF0120
Camaro	Manifold Absolute Pressure Sensor	3.6L, 6.2L	LS, LT, SS, ZL1		PRS8212-HU
Camaro	Rack and Pinion Assembly	3.6L	LS, LT	Actual OE	PSG0025
Camaro	Steering Tie Rod	3.6L	LS, LT	Left Outer, Actual OE	TRE0009
Camaro	Steering Tie Rod	3.6L	LS, LT	Right Outer, Actual OE	TRE0009
Camaro	Steering Tie Rod	3.6L, 6.2L, 7.0L	LS, LT, SS, Z/28, ZL1	Left Inner, Rack, Actual OE	TRI0009
Camaro	Steering Tie Rod	3.6L, 6.2L, 7.0L	LS, LT, SS, Z/28, ZL1	Right Inner, Rack, Actual OE	TRI0009
Caprice	Fuel Injection Throttle Body	6.0L	PPV	Actual OE	ETB0026
Caprice	Fuel Injector	3.6L	PPV	Actual OE	FIJ0045
Caprice	Ignition Coil	6.0L	PPV	w/ Square Type Coil	IGC0150
Caprice	Ignition Coil	6.0L	PPV	w/ Round Type Coil	IGC0151
Caprice	Ignition Coil	3.6L	PPV		IGC0173
Caprice	Mass Air Flow Sensor	3.6L	PPV	Actual OE, 8 Pins	MAF0120
Caprice	Manifold Absolute Pressure Sensor	3.6L, 6.0L	PPV		PRS8212-HU
Captiva Sport	Fuel Injector	2.4L	LS, LT, LTZ	Actual OE	FIJ0044
Captiva Sport	Mass Air Flow Sensor	2.4L	LS, LT, LTZ	Actual OE, 8 Pins	MAF0120
Captiva Sport	Manifold Absolute Pressure Sensor	2.4L	LS, LT, LTZ		PRS8212-HU
Corvette	Fuel Injection Throttle Body	6.2L	Stingray, Z51		ETB0067
Corvette	Mass Air Flow Sensor	6.2L	Stingray	Actual OE	MAF0119
Cruze	Ignition Coil	1.4L	Eco, LT, LTZ	GAS	IGC4048
Cruze	Manifold Absolute Pressure Sensor	1.4L, 2.0L	Diesel, Eco, LT, LTZ		PRS8204HU-D
Cruze	Manifold Absolute Pressure Sensor	1.8L	LS, LT		PRS8212-HU

Vehicle	Part Type	Engine Size	Trim	Note(s)	Part Number
<b>2014 Chevrolet (cont'd)</b>					
Equinox	Fuel Injector	2.4L	LS, LT, LTZ	RPO Code NT7, Actual OE	FIJ0044
Equinox	Fuel Injector	3.6L	LT, LTZ	Actual OE	FIJ0045
Equinox	Ignition Coil	3.6L	LT, LTZ		IGC0173
Equinox	Ignition Coil	2.4L	LS, LT, LTZ	GAS, SIDI	IGC4059-HU
Equinox	Mass Air Flow Sensor	2.4L, 3.6L	LS, LT, LTZ	Actual OE, 8 Pins	MAF0120
Equinox	Manifold Absolute Pressure Sensor	2.4L, 3.6L	LS, LT, LTZ		PRS8212-HU
Express 1500	Fuel Injection Throttle Body	4.3L	Base		ETB0017
Express 1500	Fuel Injection Throttle Body	5.3L	Base, LS, LT	Gasket	ETB0025
Express 1500	Ignition Coil	5.3L	Base, LS, LT	w/ Square Type Coil	IGC0150
Express 1500	Ignition Coil	5.3L	Base, LS, LT	w/ Round Type Coil	IGC0151
Express 1500	Manifold Absolute Pressure Sensor	4.3L	Base	RWD	PRS8212-HU
Express 2500	Fuel Injection Throttle Body	6.6L	Base	Actual OE	ETB0001
Express 2500	Fuel Injection Throttle Body	4.8L, 6.0L	Base, LS, LT	Gasket	ETB0025
Express 2500	Ignition Coil	4.8L, 6.0L	Base, LS, LT	w/ Square Type Coil	IGC0150
Express 2500	Ignition Coil	4.8L, 6.0L	Base, LS, LT	w/ Round Type Coil	IGC0151
Express 2500	Mass Air Flow Sensor	6.6L	Base	Actual OE, 8 Pins	MAF0120
Express 2500	Engine Oil Level Sensor	6.6L	Base	RWD	OLS0001
Express 2500	Starter Motor	6.6L	Base	Actual OE	STR0023
Express 3500	Fuel Injection Throttle Body	6.6L	Base, LS, LT	Actual OE	ETB0001
Express 3500	Fuel Injection Throttle Body	4.8L, 6.0L	Base, LS, LT	Gasket	ETB0025
Express 3500	Ignition Coil	4.8L, 6.0L	Base, LS, LT	w/ Square Type Coil	IGC0150
Express 3500	Ignition Coil	4.8L, 6.0L	Base, LS, LT	w/ Round Type Coil	IGC0151
Express 3500	Mass Air Flow Sensor	6.6L	Base, LS, LT	Actual OE, 8 Pins	MAF0120
Express 3500	Engine Oil Level Sensor	6.6L	Base, LS, LT	RWD	OLS0001
Express 3500	Starter Motor	6.6L	Base, LS, LT	Actual OE	STR0023
Impala	ABS Wheel Speed Sensor	2.4L, 2.5L, 3.6L	Eco, LS, LT, LTZ	W/ Harness, Front	ABS1637-HU
Impala	Fuel Injector	2.4L	Eco	RPO Code NT7, Actual OE	FIJ0044



Vehicle	Part Type	Engine Size	Trim	Note(s)	Part Number
<b>2014 Chevrolet (cont'd)</b>					
Impala	Fuel Injector	3.6L	LT, LTZ	RPO Code NU5, NT7, Actual OE	FIJ0045
Impala	Fuel Injector	3.6L	LT, LTZ	RPO Code NU6, Actual OE	FIJ0046
Impala	Ignition Coil	3.6L	LT, LTZ		IGC0173
Impala	Mass Air Flow Sensor	2.4L	Eco	Actual OE, 5 Pins	MAF0034
Impala	Mass Air Flow Sensor	2.5L, 3.6L	LS, LT, LTZ	Actual OE, 8 Pins	MAF0120
Impala	Manifold Absolute Pressure Sensor	2.4L, 2.5L, 3.6L	Eco, LS, LT, LTZ		PRS8212-HU
Impala Limited	Fuel Injector	3.6L	LS, LT, LTZ, Police	RPO Code NU5, NT7, Actual OE	FIJ0045
Impala Limited	Fuel Injector	3.6L	LS, LT, LTZ, Police	RPO Code NU6, Actual OE	FIJ0046
Impala Limited	Ignition Coil	3.6L	LS, LT, LTZ, Police		IGC0173
Impala Limited	Mass Air Flow Sensor	3.6L	LS, LT, LTZ, Police	Actual OE, 8 Pins	MAF0120
Impala Limited	Manifold Absolute Pressure Sensor	3.6L	LS, LT, LTZ, Police		PRS8212-HU
Malibu	ABS Wheel Speed Sensor	2.0L, 2.4L, 2.5L	Eco, LS, LT, LTZ	W/ Harness, Front	ABS1637-HU
Malibu	Fuel Injector	2.4L	Eco	RPO Code NT7, Actual OE	FIJ0044
Malibu	Mass Air Flow Sensor	2.4L	Eco	Actual OE, 5 Pins	MAF0034
Malibu	Mass Air Flow Sensor	2.0L, 2.5L	LS, LT, LTZ	Actual OE, 8 Pins	MAF0120
Malibu	Manifold Absolute Pressure Sensor	2.4L, 2.5L	Eco, LS, LT, LTZ		PRS8212-HU
Orlando	Fuel Injector	2.4L	LS, LT, LTZ	Actual OE	FIJ0044
Orlando	Manifold Absolute Pressure Sensor	2.4L	LS, LT, LTZ		PRS8212-HU
Silverado 1500	Fuel Injection Throttle Body	5.3L	High Country, LT, LTZ, WT		ETB0066
Silverado 1500	Fuel Injection Throttle Body	6.2L	High Country, LTZ		ETB0067
Silverado 1500	Mass Air Flow Sensor	4.3L, 5.3L, 6.2L	High Country, LT, LTZ, WT	Actual OE, 8 Pins	MAF0120
Silverado 2500 HD	Fuel Injection Throttle Body	6.6L	LT, LTZ, WT	Actual OE	ETB0015
Silverado 2500 HD	Fuel Injection Throttle Body	6.0L	LT, LTZ, WT	Gasket	ETB0025
Silverado 2500 HD	Ignition Coil	6.0L	LT, LTZ, WT	w/ Square Type Coil	IGC0150
Silverado 2500 HD	Ignition Coil	6.0L	LT, LTZ, WT	w/ Round Type Coil	IGC0151
Silverado 2500 HD	Mass Air Flow Sensor	6.6L	LT, LTZ, WT	w/ 8 Pins, Actual OE, 8 Pins	MAF0088

Vehicle	Part Type	Engine Size	Trim	Note(s)	Part Number
<b>2014 Chevrolet (cont'd)</b>					
Silverado 2500 HD	Mass Air Flow Sensor	6.6L	LT, LTZ, WT	Actual OE, 8 Pins	MAF0120
Silverado 2500 HD	Engine Oil Level Sensor	6.6L	LT, LTZ, WT	4WD	OLS0001
Silverado 2500 HD	Engine Oil Level Sensor	6.6L	LT, LTZ, WT	RWD	OLS0001
Silverado 2500 HD	Starter Motor	6.6L	LT, LTZ, WT	Actual OE	STR0023
Silverado 3500 HD	Fuel Injection Throttle Body	6.6L	LT, LTZ, WT	Actual OE	ETB0015
Silverado 3500 HD	Fuel Injection Throttle Body	6.0L	LT, LTZ, WT	Gasket	ETB0025
Silverado 3500 HD	Ignition Coil	6.0L	LT, LTZ, WT	w/ Square Type Coil	IGC0150
Silverado 3500 HD	Ignition Coil	6.0L	LT, LTZ, WT	w/ Round Type Coil	IGC0151
Silverado 3500 HD	Mass Air Flow Sensor	6.6L	LT, LTZ, WT	w/ 8 Pins, Actual OE, 8 Pins	MAF0088
Silverado 3500 HD	Mass Air Flow Sensor	6.6L	LT, LTZ, WT	Actual OE, 8 Pins	MAF0120
Silverado 3500 HD	Engine Oil Level Sensor	6.6L	LT, LTZ, WT	4WD	OLS0001
Silverado 3500 HD	Engine Oil Level Sensor	6.6L	LT, LTZ, WT	RWD	OLS0001
Silverado 3500 HD	Starter Motor	6.6L	LT, LTZ, WT	Actual OE	STR0023
Sonic	Ignition Coil	1.4L	LT, LTZ, RS		IGC4048
Sonic	Manifold Absolute Pressure Sensor	1.8L	LS, LT, LTZ	6T30	PRS8212-HU
Sonic	Manifold Absolute Pressure Sensor	1.8L	LT, LTZ	6T40	PRS8212-HU
Sonic	Manifold Absolute Pressure Sensor	1.8L	LS, LT, LTZ	M26	PRS8212-HU
Sonic	Manifold Absolute Pressure Sensor	1.8L	LT, LTZ	M32	PRS8212-HU
Spark	Mass Air Flow Sensor	1.2L	LS, LT	Actual OE, 5 Pins	MAF0034
Spark	Manifold Absolute Pressure Sensor	1.2L	LS, LT		PRS8212-HU
SS	Fuel Injection Throttle Body	6.2L	Base	Actual OE	ETB0026
SS	Ignition Coil	6.2L	Base	w/ Square Type Coil	IGC0150
SS	Ignition Coil	6.2L	Base	w/ Round Type Coil	IGC0151
SS	Manifold Absolute Pressure Sensor	6.2L	Base		PRS8212-HU
Suburban 1500	Fuel Injection Throttle Body	5.3L	LS, LT, LTZ	Gasket	ETB0025
Suburban 1500	Ignition Coil	5.3L	LS, LT, LTZ	w/ Square Type Coil	IGC0150

Vehicle	Part Type	Engine Size	Trim	Note(s)	Part Number
<b>2014 Chevrolet (cont'd)</b>					
Suburban 1500	Ignition Coil	5.3L	LS, LT, LTZ	w/ Round Type Coil	IGC0151
Tahoe	Fuel Injection Throttle Body	5.3L	LS, LT, LTZ, PPV, SSV	Gasket	ETB0025
Tahoe	Ignition Coil	5.3L	LS, LT, LTZ, PPV, SSV	w/ Square Type Coil	IGC0150
Tahoe	Ignition Coil	5.3L	LS, LT, LTZ, PPV, SSV	w/ Round Type Coil	IGC0151
Traverse	Ignition Coil	3.6L	LS, LT, LTZ		IGC0173
Traverse	Mass Air Flow Sensor	3.6L	LS, LT, LTZ	Actual OE, 8 Pins	MAF0120
Traverse	Manifold Absolute Pressure Sensor	3.6L	LS, LT, LTZ		PRS8212-HU
Trax	Ignition Coil	1.4L	LS, LT, LTZ		IGC4048
Volt	Manifold Absolute Pressure Sensor	1.4L	Base		PRS8212-HU
<b>2015 Chevrolet</b>					
Camaro	Fuel Injection Throttle Body	6.2L	ZL1	Gasket	ETB0025
Camaro	Fuel Injection Throttle Body	6.2L, 7.0L	SS, Z/28	Actual OE	ETB0026
Camaro	Fuel Injector	3.6L	LS, LT	Actual OE	FIJ0045
Camaro	Fuel Pump	3.6L	LS, LT		FUP3058
Camaro	Ignition Coil	6.2L, 7.0L	SS, Z/28, ZL1	w/ Square Type Coil	IGC0150
Camaro	Ignition Coil	6.2L, 7.0L	SS, Z/28, ZL1	w/ Round Type Coil	IGC0151
Camaro	Ignition Coil	3.6L	LS, LT		IGC0173
Camaro	Mass Air Flow Sensor	6.2L, 7.0L	SS, Z/28, ZL1	Actual OE, 5 Pins	MAF0034
Camaro	Mass Air Flow Sensor	3.6L	LS, LT	Actual OE, 8 Pins	MAF0120
Camaro	Manifold Absolute Pressure Sensor	3.6L, 6.2L	LS, LT, SS, ZL1		PRS8212-HU
Camaro	Rack and Pinion Assembly	3.6L	LS, LT	Actual OE	PSG0025
Camaro	Steering Tie Rod	3.6L	LS, LT	Left Outer, Actual OE	TRE0009
Camaro	Steering Tie Rod	3.6L	LS, LT	Right Outer, Actual OE	TRE0009
Camaro	Steering Tie Rod	3.6L, 6.2L, 7.0L	LS, LT, SS, Z/28, ZL1	Left Inner, Rack, Actual OE	TRI0009
Camaro	Steering Tie Rod	3.6L, 6.2L, 7.0L	LS, LT, SS, Z/28, ZL1	Right Inner, Rack, Actual OE	TRI0009
Caprice	Fuel Injection Throttle Body	6.0L	PPV	Actual OE	ETB0026
Caprice	Fuel Injector	3.6L	PPV	Actual OE	FIJ0045

Vehicle	Part Type	Engine Size	Trim	Note(s)	Part Number
<b>2015 Chevrolet (cont'd)</b>					
Caprice	Ignition Coil	6.0L	PPV	w/ Square Type Coil	IGC0150
Caprice	Ignition Coil	6.0L	PPV	w/ Round Type Coil	IGC0151
Caprice	Ignition Coil	3.6L	PPV		IGC0173
Caprice	Mass Air Flow Sensor	3.6L	PPV	Actual OE, 8 Pins	MAF0120
Caprice	Manifold Absolute Pressure Sensor	3.6L, 6.0L	PPV		PRS8212-HU
Captiva Sport	Fuel Injector	2.4L	LS, LT, LTZ	Actual OE	FIJ0044
Captiva Sport	Mass Air Flow Sensor	2.4L	LS, LT, LTZ	Actual OE, 8 Pins	MAF0120
Captiva Sport	Manifold Absolute Pressure Sensor	2.4L	LS, LT, LTZ		PRS8212-HU
Colorado	Fuel Injector	3.6L	LT, LTZ, WT, Z71	Actual OE	FIJ0045
Colorado	Ignition Coil	3.6L	LT, LTZ, WT, Z71		IGC0173
Colorado	Mass Air Flow Sensor	2.5L, 3.6L	Base, LT, LTZ, WT, Z71	Actual OE, 8 Pins	MAF0120
Colorado	Manifold Absolute Pressure Sensor	2.5L, 3.6L	Base, LT, LTZ, WT, Z71		PRS8212-HU
Corvette	Fuel Injection Throttle Body	6.2L	Stingray, Z06		ETB0067
Corvette	Mass Air Flow Sensor	6.2L	Stingray, Z06	Actual OE	MAF0119
Cruze	Ignition Coil	1.4L	Eco, LT, LTZ	GAS	IGC4048
Cruze	Manifold Absolute Pressure Sensor	1.4L, 2.0L	Diesel, Eco, LT, LTZ		PRS8204HU-D
Cruze	Manifold Absolute Pressure Sensor	1.8L	L, LS, LT		PRS8212-HU
Equinox	Fuel Injector	2.4L	L, LS, LT, LTZ	RPO Code NT7, Actual OE	FIJ0044
Equinox	Fuel Injector	3.6L	LT, LTZ	Actual OE	FIJ0045
Equinox	Ignition Coil	3.6L	LT, LTZ		IGC0173
Equinox	Ignition Coil	2.4L	L, LS, LT, LTZ	GAS, SIDI	IGC4059-HU
Equinox	Mass Air Flow Sensor	2.4L, 3.6L	L, LS, LT, LTZ	Actual OE, 8 Pins	MAF0120
Equinox	Manifold Absolute Pressure Sensor	2.4L, 3.6L	L, LS, LT, LTZ		PRS8212-HU
Express 2500	Fuel Injection Throttle Body	6.6L	Base	Actual OE	ETB0001
Express 2500	Fuel Injection Throttle Body	4.8L, 6.0L	Base, LS, LT	Gasket	ETB0025
Express 2500	Ignition Coil	4.8L, 6.0L	Base, LS, LT	w/ Square Type Coil	IGC0150
Express 2500	Ignition Coil	4.8L, 6.0L	Base, LS, LT	w/ Round Type Coil	IGC0151
Express 2500	Mass Air Flow Sensor	6.6L	Base	Actual OE, 8 Pins	MAF0120

Vehicle	Part Type	Engine Size	Trim	Note(s)	Part Number
<b>2015 Chevrolet (cont'd)</b>					
Express 2500	Engine Oil Level Sensor	6.6L	Base	RWD	OLS0001
Express 2500	Starter Motor	6.6L	Base	Actual OE	STR0023
Express 3500	Fuel Injection Throttle Body	6.6L	Base, LS, LT	Actual OE	ETB0001
Express 3500	Fuel Injection Throttle Body	4.8L, 6.0L	Base, LS, LT	Gasket	ETB0025
Express 3500	Ignition Coil	4.8L, 6.0L	Base, LS, LT	w/ Square Type Coil	IGC0150
Express 3500	Ignition Coil	4.8L, 6.0L	Base, LS, LT	w/ Round Type Coil	IGC0151
Express 3500	Mass Air Flow Sensor	6.6L	Base, LS, LT	Actual OE, 8 Pins	MAF0120
Express 3500	Engine Oil Level Sensor	6.6L	Base, LS, LT	RWD	OLS0001
Express 3500	Starter Motor	6.6L	Base, LS, LT	Actual OE	STR0023
Impala	ABS Wheel Speed Sensor	2.5L, 3.6L	LS, LT, LTZ	W/ Harness, Front	ABS1637-HU
Impala	Fuel Injector	3.6L	LT, LTZ	RPO Code NU5, NT7, LFX, Actual OE	FIJ0045
Impala	Fuel Injector	3.6L	LT, LTZ	RPO Code NU6, LFX, Actual OE	FIJ0046
Impala	Ignition Coil	3.6L	LS, LT, LTZ		IGC0173
Impala	Mass Air Flow Sensor	3.6L	LS, LT	BI-FUEL, Actual OE, 5 Pins	MAF0034
Impala	Mass Air Flow Sensor	2.5L, 3.6L	LS, LT, LTZ	Actual OE, 8 Pins	MAF0120
Impala	Mass Air Flow Sensor	3.6L	LT	FLEX, Actual OE, 8 Pins	MAF0120
Impala	Manifold Absolute Pressure Sensor	2.5L, 3.6L	LS, LT, LTZ		PRS8212-HU
Impala Limited	Fuel Injector	3.6L	LS, LT, LTZ, Police	Actual OE	FIJ0045
Impala Limited	Ignition Coil	3.6L	LS, LT, LTZ, Police		IGC0173
Impala Limited	Mass Air Flow Sensor	3.6L	LS, LT, LTZ, Police	Actual OE, 8 Pins	MAF0120
Impala Limited	Manifold Absolute Pressure Sensor	3.6L	LS, LT, LTZ, Police		PRS8212-HU
Malibu	ABS Wheel Speed Sensor	2.0L, 2.5L	LS, LT, LTZ	W/ Harness, Front	ABS1637-HU
Malibu	Mass Air Flow Sensor	2.0L, 2.5L	LS, LT, LTZ	Actual OE, 8 Pins	MAF0120
Malibu	Manifold Absolute Pressure Sensor	2.5L	LS, LT, LTZ		PRS8212-HU
Silverado 1500	Fuel Injection Throttle Body	5.3L	High Country, LS, LT, LTZ, SSV, WT		ETB0066
Silverado 1500	Fuel Injection Throttle Body	6.2L	High Country, LTZ		ETB0067

Vehicle	Part Type	Engine Size	Trim	Note(s)	Part Number
<b>2015 Chevrolet (cont'd)</b>					
Silverado 1500	Mass Air Flow Sensor	4.3L, 5.3L, 6.2L	High Country, LS, LT, LTZ, SSV, WT	Actual OE, 8 Pins	MAF0120
Silverado 2500 HD	Fuel Injection Throttle Body	6.6L	High Country, LT, LTZ, WT	Actual OE	ETB0015
Silverado 2500 HD	Fuel Injection Throttle Body	6.0L	High Country, LT, LTZ, WT	Gasket	ETB0025
Silverado 2500 HD	Ignition Coil	6.0L	High Country, LT, LTZ, WT	w/ Square Type Coil	IGC0150
Silverado 2500 HD	Ignition Coil	6.0L	High Country, LT, LTZ, WT	w/ Round Type Coil	IGC0151
Silverado 2500 HD	Mass Air Flow Sensor	6.6L	High Country, LT, LTZ, WT	w/ 8 Pins, Actual OE, 8 Pins	MAF0088
Silverado 2500 HD	Mass Air Flow Sensor	6.6L	High Country, LT, LTZ, WT	Actual OE, 8 Pins	MAF0120
Silverado 2500 HD	Engine Oil Level Sensor	6.6L	High Country, LT, LTZ, WT	4WD	OLS0001
Silverado 2500 HD	Engine Oil Level Sensor	6.6L	High Country, LT, LTZ, WT	RWD	OLS0001
Silverado 2500 HD	Starter Motor	6.6L	High Country, LT, LTZ, WT	Actual OE	STR0023
Silverado 3500 HD	Fuel Injection Throttle Body	6.6L	High Country, LT, LTZ, WT	Actual OE	ETB0015
Silverado 3500 HD	Fuel Injection Throttle Body	6.0L	High Country, LT, LTZ, WT	Gasket	ETB0025
Silverado 3500 HD	Ignition Coil	6.0L	High Country, LT, LTZ, WT	w/ Square Type Coil	IGC0150
Silverado 3500 HD	Ignition Coil	6.0L	High Country, LT, LTZ, WT	w/ Round Type Coil	IGC0151
Silverado 3500 HD	Mass Air Flow Sensor	6.6L	High Country, LT, LTZ, WT	w/ 8 Pins, Actual OE, 8 Pins	MAF0088
Silverado 3500 HD	Mass Air Flow Sensor	6.6L	High Country, LT, LTZ, WT	Actual OE, 8 Pins	MAF0120
Silverado 3500 HD	Engine Oil Level Sensor	6.6L	High Country, LT, LTZ, WT	4WD	OLS0001
Silverado 3500 HD	Engine Oil Level Sensor	6.6L	High Country, LT, LTZ, WT	RWD	OLS0001
Silverado 3500 HD	Starter Motor	6.6L	High Country, LT, LTZ, WT	Actual OE	STR0023
Sonic	Ignition Coil	1.4L	LT, LTZ, RS		IGC4048
Sonic	Manifold Absolute Pressure Sensor	1.8L	LS, LT	6T30	PRS8212-HU
Sonic	Manifold Absolute Pressure Sensor	1.8L	LT	6T40	PRS8212-HU
Sonic	Manifold Absolute Pressure Sensor	1.8L	LS, LT	M26	PRS8212-HU
Sonic	Manifold Absolute Pressure Sensor	1.8L	LT	M32	PRS8212-HU
Spark	Mass Air Flow Sensor	1.2L	LS, LT	Actual OE, 5 Pins	MAF0034
Spark	Manifold Absolute Pressure Sensor	1.2L	LS, LT		PRS8212-HU

Vehicle	Part Type	Engine Size	Trim	Note(s)	Part Number
<b>2015 Chevrolet (cont'd)</b>					
SS	Fuel Injection Throttle Body	6.2L	Base	Actual OE	ETB0026
SS	Ignition Coil	6.2L	Base	w/ Square Type Coil	IGC0150
SS	Ignition Coil	6.2L	Base	w/ Round Type Coil	IGC0151
SS	Manifold Absolute Pressure Sensor	6.2L	Base		PRS8212-HU
Suburban	Fuel Injection Throttle Body	5.3L	LS, LT, LTZ		ETB0066
Suburban	Mass Air Flow Sensor	5.3L	LS, LT, LTZ	Actual OE, 8 Pins	MAF0120
Tahoe	Fuel Injection Throttle Body	5.3L	LS, LT, LTZ, PPV, SSV		ETB0066
Tahoe	Mass Air Flow Sensor	5.3L	LS, LT, LTZ, PPV, SSV	Actual OE, 8 Pins	MAF0120
Traverse	Ignition Coil	3.6L	Base, LS, LT, LTZ		IGC0173
Traverse	Mass Air Flow Sensor	3.6L	Base, LS, LT, LTZ	Actual OE, 8 Pins	MAF0120
Traverse	Manifold Absolute Pressure Sensor	3.6L	Base, LS, LT, LTZ		PRS8212-HU
Trax	Ignition Coil	1.4L	LS, LT, LTZ		IGC4048
Volt	Manifold Absolute Pressure Sensor	1.4L	Base		PRS8212-HU
<b>2016 Chevrolet</b>					
Camaro	Fuel Injection Throttle Body	6.2L	SS		ETB0067
Camaro	Fuel Injector	3.6L	LT	Except RPO Code NU5, Actual OE	FIJ0051
Camaro	Mass Air Flow Sensor	2.0L, 6.2L	LT, SS	Actual OE	MAF0119
Camaro	Mass Air Flow Sensor	3.6L	LT	Actual OE, 8 Pins	MAF0120
Caprice	Fuel Injection Throttle Body	6.0L	PPV	Actual OE	ETB0026
Caprice	Fuel Injector	3.6L	PPV	Actual OE	FIJ0045
Caprice	Ignition Coil	6.0L	PPV	w/ Square Type Coil	IGC0150
Caprice	Ignition Coil	6.0L	PPV	w/ Round Type Coil	IGC0151
Caprice	Ignition Coil	3.6L	PPV		IGC0173
Caprice	Mass Air Flow Sensor	3.6L	PPV	Actual OE, 8 Pins	MAF0120
Caprice	Manifold Absolute Pressure Sensor	3.6L, 6.0L	PPV		PRS8212-HU
Colorado	Fuel Injector	3.6L	LT, WT, Z71	Actual OE	FIJ0045
Colorado	Ignition Coil	3.6L	LT, WT, Z71		IGC0173

Vehicle	Part Type	Engine Size	Trim	Note(s)	Part Number
<b>2016 Chevrolet (cont'd)</b>					
Colorado	Mass Air Flow Sensor	2.5L, 3.6L	Base, LT, WT, Z71	Actual OE, 8 Pins	MAF0120
Colorado	Mass Air Flow Sensor	2.8L	LT, WT, Z71	Actual OE, 8-Pin male connector	MAF0128
Colorado	Manifold Absolute Pressure Sensor	2.5L, 3.6L	Base, LT, WT, Z71		PRS8212-HU
Corvette	Fuel Injection Throttle Body	6.2L	Stingray, Z06, Z51		ETB0067
Cruze	Ignition Coil	1.4L	L, LS, LT, Premier	GAS	IGC0192
Cruze Limited	Manifold Absolute Pressure Sensor	1.4L	Eco, LT, LTZ		PRS8204HU-D
Cruze Limited	Manifold Absolute Pressure Sensor	1.8L	L, LS, LT		PRS8212-HU
Equinox	Fuel Injector	2.4L	L, LS, LT, LTZ	RPO Code NT7, Actual OE	FIJ0044
Equinox	Fuel Injector	3.6L	LT, LTZ	Actual OE	FIJ0045
Equinox	Ignition Coil	3.6L	LT, LTZ		IGC0173
Equinox	Ignition Coil	2.4L	L, LS, LT, LTZ	GAS, SIDI	IGC4059-HU
Equinox	Mass Air Flow Sensor	2.4L	L, LS	LF26, Actual OE, 8 Pins	MAF0120
Equinox	Mass Air Flow Sensor	2.4L	LS	LG26, Actual OE, 8 Pins	MAF0120
Equinox	Mass Air Flow Sensor	2.4L, 3.6L	LT	LH26, Actual OE, 8 Pins	MAF0120
Equinox	Mass Air Flow Sensor	2.4L, 3.6L	LTZ	LJ26, Actual OE, 8 Pins	MAF0120
Equinox	Mass Air Flow Sensor	2.4L, 3.6L	LT	LK26, Actual OE, 8 Pins	MAF0120
Equinox	Mass Air Flow Sensor	2.4L, 3.6L	LTZ	LM26, Actual OE, 8 Pins	MAF0120
Equinox	Manifold Absolute Pressure Sensor	2.4L, 3.6L	L, LS, LT, LTZ		PRS8212-HU
Express 2500	Fuel Injection Throttle Body	6.6L	Base	Actual OE	ETB0001
Express 2500	Fuel Injection Throttle Body	4.8L, 6.0L	Base, LS, LT		ETB0067
Express 2500	Ignition Coil	4.8L, 6.0L	Base, LS, LT	w/ Square Type Coil	IGC0150
Express 2500	Ignition Coil	4.8L, 6.0L	Base, LS, LT	w/ Round Type Coil	IGC0151
Express 2500	Mass Air Flow Sensor	4.8L, 6.0L, 6.6L	Base, LS, LT	Actual OE, 8 Pins	MAF0120
Express 2500	Engine Oil Level Sensor	6.6L	Base	RWD	OLS0001
Express 2500	Starter Motor	6.6L	Base	Actual OE	STR0023
Express 3500	Fuel Injection Throttle Body	6.6L	Base, LS, LT	Actual OE	ETB0001
Express 3500	Fuel Injection Throttle Body	4.8L, 6.0L	Base, LS, LT		ETB0067



Vehicle	Part Type	Engine Size	Trim	Note(s)	Part Number
<b>2016 Chevrolet (cont'd)</b>					
Express 3500	Ignition Coil	4.8L, 6.0L	Base, LS, LT	w/ Square Type Coil	IGC0150
Express 3500	Ignition Coil	4.8L, 6.0L	Base, LS, LT	w/ Round Type Coil	IGC0151
Express 3500	Mass Air Flow Sensor	4.8L, 6.0L, 6.6L	Base, LS, LT	Actual OE, 8 Pins	MAF0120
Express 3500	Engine Oil Level Sensor	6.6L	Base, LS, LT	RWD	OLS0001
Express 3500	Starter Motor	6.6L	Base, LS, LT	Actual OE	STR0023
Impala	ABS Wheel Speed Sensor	2.5L, 3.6L	LS, LT, LTZ	W/ Harness, Front	ABS1637-HU
Impala	Fuel Injector	3.6L	LT, LTZ	RPO Code NU5, NT7, LFX, Actual OE	FIJ0045
Impala	Fuel Injector	3.6L	LT, LTZ	RPO Code NU6, LFX, Actual OE	FIJ0046
Impala	Ignition Coil	3.6L	LS, LT, LTZ		IGC0173
Impala	Mass Air Flow Sensor	3.6L	LS, LT	BI-FUEL, LFR, Actual OE, 5 Pins	MAF0034
Impala	Mass Air Flow Sensor	2.5L	LS, LT, LTZ	Actual OE, 8 Pins	MAF0120
Impala	Mass Air Flow Sensor	3.6L	LT, LTZ	LFX, Actual OE, 8 Pins	MAF0120
Impala	Manifold Absolute Pressure Sensor	2.5L, 3.6L	LS, LT, LTZ		PRS8212-HU
Impala Limited	Fuel Injector	3.6L	LS, LT, LTZ, Police	Actual OE	FIJ0045
Impala Limited	Ignition Coil	3.6L	LS, LT, LTZ, Police		IGC0173
Impala Limited	Mass Air Flow Sensor	3.6L	LS, LT, LTZ, Police	Actual OE, 8 Pins	MAF0120
Impala Limited	Manifold Absolute Pressure Sensor	3.6L	LS, LT, LTZ, Police		PRS8212-HU
Malibu	ABS Wheel Speed Sensor	1.5L, 1.8L, 2.0L	Hybrid, L, LS, LT, Premier	W/ Harness, Front	ABS1637-HU
Malibu	Ignition Coil	1.5L	L, LS, LT	GAS	IGC0192
Malibu	Mass Air Flow Sensor	1.8L, 2.0L	Hybrid, LT, Premier	Actual OE	MAF0119
Malibu	Mass Air Flow Sensor	1.5L	L, LS, LT	Actual OE, 8-Pin male connector	MAF0129
Malibu Limited	ABS Wheel Speed Sensor	2.5L	LS, LT, LTZ	W/ Harness, Front	ABS1637-HU
Malibu Limited	Mass Air Flow Sensor	2.5L	LS, LT, LTZ	Actual OE, 8 Pins	MAF0120
Malibu Limited	Manifold Absolute Pressure Sensor	2.5L	LS, LT, LTZ		PRS8212-HU
Silverado 1500	Fuel Injection Throttle Body	5.3L	Custom, High Country, LS, LT, LTZ, SSV, WT		ETB0066
Silverado 1500	Fuel Injection Throttle Body	6.2L	High Country, LTZ		ETB0067

Vehicle	Part Type	Engine Size	Trim	Note(s)	Part Number
<b>2016 Chevrolet (cont'd)</b>					
Silverado 1500	Mass Air Flow Sensor	4.3L, 5.3L, 6.2L	Custom, High Country, LS, LT, LTZ, SSV, WT	Actual OE, 8 Pins	MAF0120
Silverado 2500 HD	Fuel Injection Throttle Body	6.6L	High Country, LT, LTZ, WT	Actual OE	ETB0015
Silverado 2500 HD	Fuel Injection Throttle Body	6.0L	High Country, LT, LTZ, WT		ETB0067
Silverado 2500 HD	Ignition Coil	6.0L	High Country, LT, LTZ, WT	w/ Square Type Coil	IGC0150
Silverado 2500 HD	Ignition Coil	6.0L	High Country, LT, LTZ, WT	w/ Round Type Coil	IGC0151
Silverado 2500 HD	Mass Air Flow Sensor	6.0L	High Country, LT, LTZ, WT	4WD, L96, Actual OE, 8 Pins	MAF0120
Silverado 2500 HD	Mass Air Flow Sensor	6.0L	High Country, LT, LTZ, WT	4WD, LC8, Actual OE, 8 Pins	MAF0120
Silverado 2500 HD	Mass Air Flow Sensor	6.6L	High Country, LT, LTZ, WT	4WD, LML, Actual OE, 8 Pins	MAF0120
Silverado 2500 HD	Mass Air Flow Sensor	6.0L	High Country, LT, LTZ, WT	RWD, Actual OE, 8 Pins	MAF0120
Silverado 2500 HD	Mass Air Flow Sensor	6.6L	High Country, LT, LTZ, WT	RWD, LML, Actual OE, 8 Pins	MAF0120
Silverado 2500 HD	Engine Oil Level Sensor	6.6L	High Country, LT, LTZ, WT	4WD	OLS0001
Silverado 2500 HD	Engine Oil Level Sensor	6.6L	High Country, LT, LTZ, WT	RWD	OLS0001
Silverado 2500 HD	Starter Motor	6.6L	High Country, LT, LTZ, WT	Actual OE	STR0023
Silverado 3500 HD	Fuel Injection Throttle Body	6.6L	High Country, LT, LTZ, WT	Actual OE	ETB0015
Silverado 3500 HD	Fuel Injection Throttle Body	6.0L	High Country, LT, LTZ, WT		ETB0067
Silverado 3500 HD	Ignition Coil	6.0L	High Country, LT, LTZ, WT	w/ Square Type Coil	IGC0150
Silverado 3500 HD	Ignition Coil	6.0L	High Country, LT, LTZ, WT	w/ Round Type Coil	IGC0151
Silverado 3500 HD	Mass Air Flow Sensor	6.0L	High Country, LT, LTZ, WT	Actual OE, 8 Pins	MAF0120
Silverado 3500 HD	Mass Air Flow Sensor	6.6L	High Country, LT, LTZ, WT	LML, Actual OE, 8 Pins	MAF0120
Silverado 3500 HD	Engine Oil Level Sensor	6.6L	High Country, LT, LTZ, WT	4WD	OLS0001
Silverado 3500 HD	Engine Oil Level Sensor	6.6L	High Country, LT, LTZ, WT	RWD	OLS0001
Silverado 3500 HD	Starter Motor	6.6L	High Country, LT, LTZ, WT	Actual OE	STR0023
Sonic	Ignition Coil	1.4L	LT, LTZ, RS		IGC4048
Sonic	Manifold Absolute Pressure Sensor	1.8L	LS, LT	6T30	PRS8212-HU
Sonic	Manifold Absolute Pressure Sensor	1.8L	LT	6T40	PRS8212-HU
Sonic	Manifold Absolute Pressure Sensor	1.8L	LS, LT	M26	PRS8212-HU

Vehicle	Part Type	Engine Size	Trim	Note(s)	Part Number
<b>2016 Chevrolet (cont'd)</b>					
Sonic	Manifold Absolute Pressure Sensor	1.8L	LT	M32	PRS8212-HU
Spark	Mass Air Flow Sensor	1.4L	LS, LT	Actual OE	MAF0119
SS	Fuel Injection Throttle Body	6.2L	Base	Actual OE	ETB0026
SS	Ignition Coil	6.2L	Base	w/ Square Type Coil	IGC0150
SS	Ignition Coil	6.2L	Base	w/ Round Type Coil	IGC0151
SS	Manifold Absolute Pressure Sensor	6.2L	Base		PRS8212-HU
Suburban	Fuel Injection Throttle Body	5.3L	LS, LT, LTZ		ETB0066
Suburban	Mass Air Flow Sensor	5.3L	LS, LT, LTZ	L83, Actual OE, 8 Pins	MAF0120
Suburban 3500 HD	Fuel Injection Throttle Body	6.0L	LS, LT		ETB0067
Suburban 3500 HD	Ignition Coil	6.0L	LS, LT	w/ Square Type Coil	IGC0150
Suburban 3500 HD	Ignition Coil	6.0L	LS, LT	w/ Round Type Coil	IGC0151
Suburban 3500 HD	Mass Air Flow Sensor	6.0L	LS, LT	Actual OE, 8 Pins	MAF0120
Tahoe	Fuel Injection Throttle Body	5.3L	LS, LT, LTZ, PPV, SSV, Z71		ETB0066
Tahoe	Mass Air Flow Sensor	5.3L	LS, LT, LTZ, PPV, SSV, Z71	Actual OE, 8 Pins	MAF0120
Traverse	Ignition Coil	3.6L	Base, LS, LT, LTZ		IGC0173
Traverse	Mass Air Flow Sensor	3.6L	Base, LS, LT, LTZ	Actual OE, 8 Pins	MAF0120
Traverse	Manifold Absolute Pressure Sensor	3.6L	Base, LS, LT, LTZ		PRS8212-HU
Trax	Ignition Coil	1.4L	LS, LT, LTZ		IGC4048
Volt	Ignition Coil	1.5L	LT, LTZ, Premier	ELECTRIC/GAS	IGC0192
Volt	Mass Air Flow Sensor	1.5L	LT, LTZ, Premier	For Vehicle With Tier 2 Emission System Federal, ULEV125 Emission System California, Actual OE, 8 Pins	MAF0120
Volt	Mass Air Flow Sensor	1.5L	LT, LTZ, Premier	For Vehicle With PZEV Emission System California, Actual OE, 8-Pin male connector	MAF0128
<b>2017 Chevrolet</b>					
Camaro	Fuel Injection Throttle Body	6.2L	SS, ZL1		ETB0067

Vehicle	Part Type	Engine Size	Trim	Note(s)	Part Number
<b>2017 Chevrolet (cont'd)</b>					
Camaro	Fuel Injector	3.6L	LS, LT, RS	Except RPO Code NU5, Actual OE	FIJ0051
Camaro	Mass Air Flow Sensor	3.6L	LS, LT, RS	Actual OE, 8 Pins	MAF0120
Caprice	Fuel Injection Throttle Body	6.0L	PPV	Actual OE	ETB0026
Caprice	Fuel Injector	3.6L	PPV	Actual OE	FIJ0045
Caprice	Ignition Coil	6.0L	PPV	w/ Square Type Coil	IGC0150
Caprice	Ignition Coil	6.0L	PPV	w/ Round Type Coil	IGC0151
Caprice	Ignition Coil	3.6L	PPV		IGC0173
Caprice	Mass Air Flow Sensor	3.6L	PPV	Actual OE, 8 Pins	MAF0120
Caprice	Manifold Absolute Pressure Sensor	3.6L, 6.0L	PPV		PRS8212-HU
Colorado	Fuel Injector	3.6L	LT, WT, Z71, ZR2	Except RPO Code NU5, Actual OE	FIJ0051
Colorado	Mass Air Flow Sensor	2.5L, 3.6L	Base, LT, WT, Z71, ZR2	Actual OE, 8 Pins	MAF0120
Colorado	Mass Air Flow Sensor	2.8L	LT, WT, Z71, ZR2	Actual OE, 8-Pin male connector	MAF0128
Colorado	Manifold Absolute Pressure Sensor	2.5L	Base, LT, WT, Z71		PRS8212-HU
Corvette	Fuel Injection Throttle Body	6.2L	Grand Sport, Stingray, Z06		ETB0067
Cruze	Ignition Coil	1.4L	L, LS, LT, Premier	GAS	IGC0192
Equinox	Fuel Injector	2.4L	L, LS, LT, Premier	RPO Code NT7, Actual OE	FIJ0044
Equinox	Fuel Injector	3.6L	LT, Premier	Actual OE	FIJ0045
Equinox	Ignition Coil	3.6L	LT, Premier		IGC0173
Equinox	Mass Air Flow Sensor	2.4L	LS, LT, Premier	Actual OE, 8 Pins	MAF0120
Equinox	Mass Air Flow Sensor	2.4L	L, LS	LF26, Actual OE, 8 Pins	MAF0120
Equinox	Mass Air Flow Sensor	2.4L	LS	LG26, Actual OE, 8 Pins	MAF0120
Equinox	Mass Air Flow Sensor	2.4L, 3.6L	LT	LH26, Actual OE, 8 Pins	MAF0120
Equinox	Mass Air Flow Sensor	2.4L, 3.6L	Premier	LJ26, Actual OE, 8 Pins	MAF0120
Equinox	Mass Air Flow Sensor	2.4L, 3.6L	LT	LK26, Actual OE, 8 Pins	MAF0120
Equinox	Mass Air Flow Sensor	2.4L, 3.6L	Premier	LM26, Actual OE, 8 Pins	MAF0120
Equinox	Manifold Absolute Pressure Sensor	2.4L, 3.6L	L, LS, LT, Premier		PRS8212-HU
Express 2500	Fuel Injection Throttle Body	4.8L, 6.0L	Base, LS, LT		ETB0067

Vehicle	Part Type	Engine Size	Trim	Note(s)	Part Number
<b>2017 Chevrolet (cont'd)</b>					
Express 2500	Ignition Coil	4.8L, 6.0L	Base, LS, LT	w/ Square Type Coil	IGC0150
Express 2500	Ignition Coil	4.8L, 6.0L	Base, LS, LT	w/ Round Type Coil	IGC0151
Express 2500	Mass Air Flow Sensor	2.8L, 4.8L, 6.0L	Base, LS, LT	Actual OE, 8-Pin male connector	MAF0128
Express 3500	Fuel Injection Throttle Body	4.8L, 6.0L	Base, LS, LT		ETB0067
Express 3500	Ignition Coil	4.8L, 6.0L	Base, LS, LT	w/ Square Type Coil	IGC0150
Express 3500	Ignition Coil	4.8L, 6.0L	Base, LS, LT	w/ Round Type Coil	IGC0151
Express 3500	Mass Air Flow Sensor	2.8L, 4.8L, 6.0L	Base, LS, LT	Actual OE, 8-Pin male connector	MAF0128
Impala	ABS Wheel Speed Sensor	2.5L, 3.6L	LS, LT, Premier	W/ Harness, Front	ABS1637-HU
Impala	Fuel Injector	3.6L	LS, LT, Premier	RPO Code NU5, NT7, LFX, Actual OE	FIJ0045
Impala	Fuel Injector	3.6L	LS, LT, Premier	RPO Code NU6, LFX, Actual OE	FIJ0046
Impala	Ignition Coil	3.6L	LS, LT, Premier		IGC0173
Impala	Mass Air Flow Sensor	3.6L	LS, LT	BI-FUEL, LFR, Actual OE, 5 Pins	MAF0034
Impala	Mass Air Flow Sensor	2.5L	LS, LT	Actual OE, 8 Pins	MAF0120
Impala	Mass Air Flow Sensor	3.6L	LS, LT, Premier	LFX, Actual OE, 8 Pins	MAF0120
Impala	Manifold Absolute Pressure Sensor	2.5L, 3.6L	LS, LT, Premier		PRS8212-HU
Malibu	Ignition Coil	1.5L	L, LS, LT	GAS	IGC0192
Malibu	Mass Air Flow Sensor	1.5L	L, LS, LT	Actual OE, 8-Pin male connector	MAF0129
Silverado 1500	Fuel Injection Throttle Body	5.3L	Custom, High Country, LS, LT, LTZ, SSV, WT		ETB0066
Silverado 1500	Fuel Injection Throttle Body	6.2L	High Country, LTZ		ETB0067
Silverado 1500	Mass Air Flow Sensor	4.3L, 5.3L, 6.2L	Custom, High Country, LS, LT, LTZ, SSV, WT	Actual OE, 8 Pins	MAF0120
Silverado 2500 HD	Fuel Injection Throttle Body	6.0L	High Country, LT, LTZ, WT		ETB0067
Silverado 2500 HD	Ignition Coil	6.0L	High Country, LT, LTZ, WT	w/ Square Type Coil	IGC0150
Silverado 2500 HD	Ignition Coil	6.0L	High Country, LT, LTZ, WT	w/ Round Type Coil	IGC0151
Silverado 2500 HD	Mass Air Flow Sensor	6.0L	High Country, LT, LTZ, WT	4WD, Actual OE, 8 Pins	MAF0120
Silverado 2500 HD	Mass Air Flow Sensor	6.0L	High Country, LT, LTZ, WT	RWD, Actual OE, 8 Pins	MAF0120

Vehicle	Part Type	Engine Size	Trim	Note(s)	Part Number
<b>2017 Chevrolet (cont'd)</b>					
Silverado 2500 HD	Mass Air Flow Sensor	6.6L	High Country, LT, LTZ, WT	4WD, Actual OE, 8-Pin male connector	MAF0128
Silverado 2500 HD	Mass Air Flow Sensor	6.6L	High Country, LT, LTZ, WT	RWD, Actual OE, 8-Pin male connector	MAF0128
Silverado 2500 HD	Starter Motor	6.6L	High Country, LT, LTZ, WT	Actual OE	STR0023
Silverado 3500 HD	Fuel Injection Throttle Body	6.0L	High Country, LT, LTZ, WT		ETB0067
Silverado 3500 HD	Ignition Coil	6.0L	High Country, LT, LTZ, WT	w/ Square Type Coil	IGC0150
Silverado 3500 HD	Ignition Coil	6.0L	High Country, LT, LTZ, WT	w/ Round Type Coil	IGC0151
Silverado 3500 HD	Mass Air Flow Sensor	6.0L	High Country, LT, LTZ, WT	Actual OE, 8 Pins	MAF0120
Silverado 3500 HD	Mass Air Flow Sensor	6.6L	High Country, LT, LTZ, WT	Actual OE, 8-Pin male connector	MAF0128
Silverado 3500 HD	Starter Motor	6.6L	High Country, LT, LTZ, WT	Actual OE	STR0023
Sonic	Manifold Absolute Pressure Sensor	1.8L	LS, LT	6T30	PRS8212-HU
Sonic	Manifold Absolute Pressure Sensor	1.8L	LT	6T40	PRS8212-HU
Sonic	Manifold Absolute Pressure Sensor	1.8L	LS, LT	M26	PRS8212-HU
Sonic	Manifold Absolute Pressure Sensor	1.8L	LT	M32	PRS8212-HU
SS	Fuel Injection Throttle Body	6.2L	Base	Actual OE	ETB0026
SS	Ignition Coil	6.2L	Base	w/ Square Type Coil	IGC0150
SS	Ignition Coil	6.2L	Base	w/ Round Type Coil	IGC0151
SS	Manifold Absolute Pressure Sensor	6.2L	Base		PRS8212-HU
Suburban	Fuel Injection Throttle Body	5.3L	LS, LT, Premier		ETB0066
Suburban	Mass Air Flow Sensor	5.3L	LS, LT, Premier	L83, Actual OE, 8 Pins	MAF0120
Suburban 3500 HD	Fuel Injection Throttle Body	6.0L	LS, LT		ETB0067
Suburban 3500 HD	Ignition Coil	6.0L	LS, LT	w/ Square Type Coil	IGC0150
Suburban 3500 HD	Ignition Coil	6.0L	LS, LT	w/ Round Type Coil	IGC0151
Suburban 3500 HD	Mass Air Flow Sensor	6.0L	LS, LT	Actual OE, 8 Pins	MAF0120
Tahoe	Fuel Injection Throttle Body	5.3L	LS, LT, PPV, Premier, SSV, Z71		ETB0066

Vehicle	Part Type	Engine Size	Trim	Note(s)	Part Number
<b>2017 Chevrolet (cont'd)</b>					
Tahoe	Mass Air Flow Sensor	5.3L	LS, LT, PPV, Premier, SSV, Z71	Actual OE, 8 Pins	MAF0120
Traverse	Ignition Coil	3.6L	LS, LT, Premier		IGC0173
Traverse	Mass Air Flow Sensor	3.6L	LS, LT, Premier	Actual OE, 8 Pins	MAF0120
Traverse	Manifold Absolute Pressure Sensor	3.6L	LS, LT, Premier		PRS8212-HU
Volt	Ignition Coil	1.5L	LT, Premier	ELECTRIC/GAS	IGC0192
Volt	Mass Air Flow Sensor	1.5L	LT, Premier	For Vehicle With Tier 3 Emission System Federal, ULEV123 Emission System California, Actual OE, 8 Pins	MAF0120
Volt	Mass Air Flow Sensor	1.5L	LT, Premier	For Vehicle With PZEV Emission System California, Actual OE, 8-Pin male connector	MAF0128
<b>2018 Chevrolet</b>					
Camaro	Fuel Injection Throttle Body	6.2L	SS, ZL1		ETB0067
Camaro	Fuel Injector	3.6L	LS, LT, RS, RS Edicion Especial	Actual OE	FIJ0051
Camaro	Mass Air Flow Sensor	3.6L	LS, LT, RS, RS Edicion Especial	Actual OE, 8 Pins	MAF0120
Colorado	Fuel Injector	3.6L	LT, WT, Z71, ZR2	Except RPO Code NU5, Actual OE	FIJ0051
Colorado	Mass Air Flow Sensor	2.5L, 3.6L	Base, LT, WT, Z71, ZR2	Actual OE, 8 Pins	MAF0120
Colorado	Mass Air Flow Sensor	2.8L	LT, WT, Z71, ZR2	Actual OE, 8-Pin male connector	MAF0128
Corvette	Fuel Injection Throttle Body	6.2L	Grand Sport, Stingray, Z06		ETB0067
Cruze	Ignition Coil	1.4L	L, LS, LT, Premier	GAS	IGC0192
Equinox	Ignition Coil	1.5L	L, LS, LT, Premier, Premier Plus	GAS	IGC0192
Equinox	Mass Air Flow Sensor	1.6L	LT	XR26, Actual OE, 8-Pin male connector	MAF0128
Equinox	Mass Air Flow Sensor	1.6L	Premier	XS26, Actual OE, 8-Pin male connector	MAF0128
Equinox	Mass Air Flow Sensor	1.6L	LT	XY26, Actual OE, 8-Pin male connector	MAF0128
Equinox	Mass Air Flow Sensor	1.6L	Premier	XZ26, Actual OE, 8-Pin male connector	MAF0128

Vehicle	Part Type	Engine Size	Trim	Note(s)	Part Number
<b>2018 Chevrolet (cont'd)</b>					
Equinox	Mass Air Flow Sensor	1.5L	L, LS	For Vehicle With ULEV70 California Emission System, XP26, Actual OE, 8-Pin male connector	MAF0129
Equinox	Mass Air Flow Sensor	1.5L	LT	For Vehicle With ULEV70 California Emission System, XR26, Actual OE, 8-Pin male connector	MAF0129
Equinox	Mass Air Flow Sensor	1.5L	Premier	For Vehicle With ULEV70 California Emission System, XS26, Actual OE, 8-Pin male connector	MAF0129
Equinox	Mass Air Flow Sensor	1.5L	LS	For Vehicle With ULEV70 California Emission System, XX26, Actual OE, 8-Pin male connector	MAF0129
Equinox	Mass Air Flow Sensor	1.5L	LT	For Vehicle With ULEV70 California Emission System, XY26, Actual OE, 8-Pin male connector	MAF0129
Equinox	Mass Air Flow Sensor	1.5L	Premier	For Vehicle With ULEV70 California Emission System, XZ26, Actual OE, 8-Pin male connector	MAF0129
Impala	ABS Wheel Speed Sensor	2.5L, 3.6L	LS, LT, Premier	Front	ABS1637-HU
Impala	Fuel Injector	3.6L	LS, LT, Premier	RPO Code NT7, Actual OE	FIJ0045
Impala	Fuel Injector	3.6L	LS, LT, Premier	RPO Code NU6, Actual OE	FIJ0046
Impala	Ignition Coil	3.6L	LS, LT, Premier		IGC0173
Impala	Mass Air Flow Sensor	2.5L, 3.6L	LS, LT, Premier	Actual OE, 8 Pins	MAF0120
Impala	Mass Air Flow Sensor	3.6L	LS, LT, Premier	Actual OE, 8-Pin male connector	MAF0128
Malibu	Ignition Coil	1.5L	L, LS, LT	GAS	IGC0192
Malibu	Mass Air Flow Sensor	1.5L	L, LS, LT	Actual OE, 8-Pin male connector	MAF0129
Silverado 1500	Fuel Injection Throttle Body	5.3L	Custom, High Country, LS, LT, LTZ, SSV, WT		ETB0066



Vehicle	Part Type	Engine Size	Trim	Note(s)	Part Number
<b>2018 Chevrolet (cont'd)</b>					
Silverado 1500	Fuel Injection Throttle Body	6.2L	High Country, LTZ		ETB0067
Silverado 1500	Mass Air Flow Sensor	4.3L, 5.3L, 6.2L	Custom, High Country, LS, LT, LTZ, SSV, WT	Actual OE, 8 Pins	MAF0120
Silverado 2500 HD	Fuel Injection Throttle Body	6.0L	High Country, LT, LTZ, WT		ETB0067
Silverado 2500 HD	Ignition Coil	6.0L	High Country, LT, LTZ, WT	w/ Square Type Coil	IGC0150
Silverado 2500 HD	Ignition Coil	6.0L	High Country, LT, LTZ, WT	w/ Round Type Coil	IGC0151
Silverado 2500 HD	Mass Air Flow Sensor	6.0L	High Country, LT, LTZ, WT	4WD, Actual OE, 8 Pins	MAF0120
Silverado 2500 HD	Mass Air Flow Sensor	6.0L	High Country, LT, LTZ, WT	RWD, Actual OE, 8 Pins	MAF0120
Silverado 2500 HD	Mass Air Flow Sensor	6.6L	High Country, LT, LTZ, WT	4WD, Actual OE, 8-Pin male connector	MAF0128
Silverado 2500 HD	Mass Air Flow Sensor	6.6L	High Country, LT, LTZ, WT	RWD, Actual OE, 8-Pin male connector	MAF0128
Silverado 2500 HD	Starter Motor	6.6L	High Country, LT, LTZ, WT	Actual OE	STR0023
Silverado 3500 HD	Fuel Injection Throttle Body	6.0L	High Country, LT, LTZ, WT		ETB0067
Silverado 3500 HD	Ignition Coil	6.0L	High Country, LT, LTZ, WT	w/ Square Type Coil	IGC0150
Silverado 3500 HD	Ignition Coil	6.0L	High Country, LT, LTZ, WT	w/ Round Type Coil	IGC0151
Silverado 3500 HD	Mass Air Flow Sensor	6.0L	High Country, LT, LTZ, WT	Actual OE, 8 Pins	MAF0120
Silverado 3500 HD	Mass Air Flow Sensor	6.6L	High Country, LT, LTZ, WT	Actual OE, 8-Pin male connector	MAF0128
Silverado 3500 HD	Starter Motor	6.6L	High Country, LT, LTZ, WT	Actual OE	STR0023
Suburban	Fuel Injection Throttle Body	5.3L	LS, LT, Premier		ETB0066
Suburban	Mass Air Flow Sensor	5.3L	LS, LT, Premier	Actual OE, 8 Pins	MAF0120
Suburban 3500 HD	Fuel Injection Throttle Body	6.0L	LS, LT		ETB0067
Suburban 3500 HD	Ignition Coil	6.0L	LS, LT	w/ Square Type Coil	IGC0150
Suburban 3500 HD	Ignition Coil	6.0L	LS, LT	w/ Round Type Coil	IGC0151
Suburban 3500 HD	Mass Air Flow Sensor	6.0L	LS, LT	Actual OE, 8 Pins	MAF0120
Tahoe	Fuel Injection Throttle Body	5.3L	LS, LT, Midnight Edition, PPV, Premier, SSV		ETB0066
Tahoe	Fuel Injection Throttle Body	6.2L	Premier		ETB0067

Vehicle	Part Type	Engine Size	Trim	Note(s)	Part Number
<b>2018 Chevrolet (cont'd)</b>					
Tahoe	Mass Air Flow Sensor	5.3L, 6.2L	LS, LT, Midnight Edition, PPV, Premier, SSV	Actual OE, 8 Pins	MAF0120
Traverse	Fuel Injector	3.6L	High Country, L, LS, LT, Premier	Actual OE	FIJ0045
Traverse	Ignition Coil	3.6L	High Country, L, LS, LT, Premier		IGC0173
Traverse	Mass Air Flow Sensor	2.0L, 3.6L	High Country, L, LS, LT, Premier, RS	Actual OE, 8 Pins	MAF0120
Volt	Ignition Coil	1.5L	LT, Premier	ELECTRIC/GAS	IGC0192
Volt	Mass Air Flow Sensor	1.5L	LT, Premier	For Vehicle With Tier 3 Federal Emission System, ULEV125 California Emission System, Actual OE, 8 Pins	MAF0120
Volt	Mass Air Flow Sensor	1.5L	LT, Premier	RPO Code SULEV30 [NUL], PZEV [NU6], Actual OE, 8-Pin male connector	MAF0128
<b>2019 Chevrolet</b>					
Blazer	Fuel Injector	3.6L	Base, Premier, RS, True North	AWD, LGX, Actual OE	FIJ0051
Blazer	Fuel Injector	3.6L	Base, Premier, RS	FWD, LGX, Actual OE	FIJ0051
Camaro	Fuel Injection Throttle Body	6.2L	SS	LT1	ETB0067
Camaro	Fuel Injection Throttle Body	6.2L	ZL1	LT4	ETB0067
Camaro	Fuel Injector	3.6L	LT, RS, RS Fire Edition	LGX, Actual OE	FIJ0051
Colorado	Fuel Injector	3.6L	LT, WT, Z71, ZR2	4WD, LGZ, Actual OE	FIJ0051
Colorado	Fuel Injector	3.6L	LT, WT, Z71	RWD, LGZ, Actual OE	FIJ0051
Corvette	Fuel Injection Throttle Body	6.2L	Stingray	LT1, YY07	ETB0067
Corvette	Fuel Injection Throttle Body	6.2L	Stingray	LT1, YY67	ETB0067
Corvette	Fuel Injection Throttle Body	6.2L	Z06	LT4	ETB0067
Express 2500	Fuel Injection Throttle Body	6.0L	Base, LS, LT	6L90, 6, L96, Automatic	ETB0067
Express 2500	Fuel Injection Throttle Body	6.0L	Base, LS, LT	6L90, 6, LC8, Automatic	ETB0067
Express 3500	Fuel Injection Throttle Body	6.0L	Base, LS, LT	6L90, 6, L96, Automatic	ETB0067
Express 3500	Fuel Injection Throttle Body	6.0L	Base, LS, LT	6L90, 6, LC8, Automatic	ETB0067

Vehicle	Part Type	Engine Size	Trim	Note(s)	Part Number
<b>2019 Chevrolet (cont'd)</b>					
Silverado 1500	Fuel Injection Throttle Body	5.3L	Custom, Custom Trail Boss, SSV, WT	4WD, L82	ETB0066
Silverado 1500	Fuel Injection Throttle Body	5.3L	High Country, LT, LT Trail Boss, LTZ, RST	4WD, L84	ETB0066
Silverado 1500	Fuel Injection Throttle Body	5.3L	Custom, SSV, WT	RWD, L82	ETB0066
Silverado 1500	Fuel Injection Throttle Body	5.3L	High Country, LT, LTZ, RST	RWD, L84	ETB0066
Silverado 1500	Fuel Injection Throttle Body	6.2L	High Country, LTZ	4WD, L87	ETB0067
Silverado 1500	Fuel Injection Throttle Body	6.2L	High Country, LTZ	RWD, L87	ETB0067
Silverado 1500 LD	Fuel Injection Throttle Body	5.3L	Custom, LT, WT	4WD, L83, Extended Cab Pickup, K15753	ETB0066
Silverado 1500 LD	Fuel Injection Throttle Body	5.3L	Custom, LT, WT	RWD, L83, Extended Cab Pickup, C15753	ETB0066
Silverado 2500 HD	Fuel Injection Throttle Body	6.0L	High Country, LT, LTZ, WT	4WD, L96	ETB0067
Silverado 2500 HD	Fuel Injection Throttle Body	6.0L	High Country, LT, LTZ, WT	4WD, LC8	ETB0067
Silverado 2500 HD	Fuel Injection Throttle Body	6.0L	High Country, LT, LTZ, WT	RWD, L96	ETB0067
Silverado 2500 HD	Fuel Injection Throttle Body	6.0L	High Country, LT, LTZ, WT	RWD, LC8	ETB0067
Silverado 2500 HD	Starter Motor	6.6L	High Country, LT, LTZ, WT	4WD, L5P, Actual OE	STR0023
Silverado 2500 HD	Starter Motor	6.6L	High Country, LT, LTZ, WT	RWD, L5P, Actual OE	STR0023
Silverado 3500 HD	Fuel Injection Throttle Body	6.0L	High Country, LT, LTZ, WT	4WD, L96	ETB0067
Silverado 3500 HD	Fuel Injection Throttle Body	6.0L	LT, LTZ, WT	4WD, LC8	ETB0067
Silverado 3500 HD	Fuel Injection Throttle Body	6.0L	High Country, LT, LTZ, WT	RWD, L96	ETB0067
Silverado 3500 HD	Fuel Injection Throttle Body	6.0L	LT, LTZ, WT	RWD, LC8	ETB0067
Silverado 3500 HD	Starter Motor	6.6L	High Country, LT, LTZ, WT	4WD, L5P, Actual OE	STR0023
Silverado 3500 HD	Starter Motor	6.6L	High Country, LT, LTZ, WT	RWD, L5P, Actual OE	STR0023
Suburban	Fuel Injection Throttle Body	5.3L	LS, LT, Premier	4WD, L83	ETB0066
Suburban	Fuel Injection Throttle Body	5.3L	LS, LT, Premier	RWD, L83	ETB0066
Suburban 3500 HD	Fuel Injection Throttle Body	6.0L	LS, LT	4WD, L96	ETB0067
Tahoe	Fuel Injection Throttle Body	5.3L	LS, LT, PPV, Premier, SSV	4WD, L83	ETB0066

Vehicle	Part Type	Engine Size	Trim	Note(s)	Part Number
<b>2019 Chevrolet (cont'd)</b>					
Tahoe	Fuel Injection Throttle Body	5.3L	LS, LT, PPV, Premier	RWD, L83	ETB0066
Tahoe	Fuel Injection Throttle Body	6.2L	Premier	4WD, L86	ETB0067
Tahoe	Fuel Injection Throttle Body	6.2L	Premier	RWD, L86	ETB0067
<b>2020 Chevrolet</b>					
Blazer	Fuel Injector	3.6L	LT, Premier, RS, True North	AWD, LGX, Actual OE	FIJ0051
Blazer	Fuel Injector	3.6L	Base, LT, Premier, RS	FWD, LGX, Actual OE	FIJ0051
Camaro	Fuel Injector	3.6L	LT	LGX, Actual OE	FIJ0051
Colorado	Fuel Injector	3.6L	LT, WT, Z71, ZR2	4WD, LGZ, Actual OE	FIJ0051
Colorado	Fuel Injector	3.6L	LT, WT, Z71	RWD, LGZ, Actual OE	FIJ0051
Silverado 1500	Fuel Injection Throttle Body	5.3L	Custom, Custom Trail Boss, SSV, WT	4WD, L82	ETB0066
Silverado 1500	Fuel Injection Throttle Body	5.3L	High Country, LT, LT Trail Boss, LTZ, RST	4WD, L84	ETB0066
Silverado 1500	Fuel Injection Throttle Body	5.3L	Custom, SSV, WT	RWD, L82	ETB0066
Silverado 1500	Fuel Injection Throttle Body	5.3L	High Country, LT, LTZ, RST	RWD, L84	ETB0066
Suburban	Fuel Injection Throttle Body	5.3L	LS, LT, Premier	4WD, L83	ETB0066
Suburban	Fuel Injection Throttle Body	5.3L	LS, LT, Premier	RWD, L83	ETB0066
Tahoe	Fuel Injection Throttle Body	5.3L	LS, LT, PPV, Premier, SSV	4WD, L83	ETB0066
Tahoe	Fuel Injection Throttle Body	5.3L	LS, LT, PPV, Premier	RWD, L83	ETB0066
<b>1974 GMC</b>					
C15/C1500 Pickup	Ignition Coil	5.7L, 7.4L	Base		IGC0100
C15/C1500 Suburban	Ignition Coil	5.7L, 7.4L	Base		IGC0100
C25/C2500 Pickup	Ignition Coil	5.7L, 7.4L	Base		IGC0100
C25/C2500 Suburban	Ignition Coil	7.4L	Base		IGC0100
C35/C3500 Pickup	Ignition Coil	5.7L, 7.4L	Base		IGC0100
G15/G1500 Van	Ignition Coil	5.7L	Rally, Vandura		IGC0100
G25/G2500 Van	Ignition Coil	5.7L	Vandura		IGC0100
Jimmy	Ignition Coil	5.7L, 7.4L	Base		IGC0100
K15/K1500 Pickup	Ignition Coil	5.7L, 7.4L	Base		IGC0100
K15/K1500 Suburban	Ignition Coil	5.7L, 7.4L	Base		IGC0100
K25/K2500 Pickup	Ignition Coil	5.7L, 7.4L	Base		IGC0100

Vehicle	Part Type	Engine Size	Trim	Note(s)	Part Number
<b>1974 GMC (cont'd)</b>					
K25/K2500 Suburban	Ignition Coil	5.7L, 7.4L	Base		IGC0100
K35/K3500 Pickup	Ignition Coil	5.7L, 7.4L	Base		IGC0100
P25/P2500 Van	Ignition Coil	5.7L	Base		IGC0100
P35/P3500 Van	Ignition Coil	5.7L, 7.4L	Base, Motor Home		IGC0100
Sprint	Ignition Coil	5.7L, 6.6L, 7.4L	Base, Custom		IGC0100
<b>1975 GMC</b>					
C15	Ignition Coil	5.7L, 7.4L	Base, High Sierra, Sierra Classic, Sierra Grande		IGC0100
C15 Suburban	Ignition Coil	5.7L, 7.4L	Base, High Sierra, Sierra Classic, Sierra Grande		IGC0100
C25	Ignition Coil	5.7L, 7.4L	Base, High Sierra, Sierra Classic, Sierra Grande		IGC0100
C25 Suburban	Ignition Coil	5.7L, 7.4L	Base, High Sierra, Sierra Classic, Sierra Grande		IGC0100
C35	Ignition Coil	5.7L, 7.4L	Base, High Sierra, Sierra Classic, Sierra Grande		IGC0100
G15	Ignition Coil	5.7L	Rally, Rally STX, Vandura		IGC0100
G25	Ignition Coil	5.7L, 6.6L, 7.4L	Rally, Rally STX, Vandura		IGC0100
G35	Ignition Coil	5.7L, 6.6L	Magnavan, Rally, Rally Camper Special, Rally STX, Vandura, Vandura Special		IGC0100
Jimmy	Ignition Coil	5.7L, 6.6L	Base, High Sierra, Sierra Classic, Sierra Grande		IGC0100
K15	Ignition Coil	5.7L, 6.6L	Base, High Sierra, Sierra Classic, Sierra Grande		IGC0100
K15 Suburban	Ignition Coil	5.7L, 6.6L	Base, High Sierra, Sierra Classic, Sierra Grande		IGC0100
K25	Ignition Coil	5.7L, 6.6L	Base, High Sierra, Sierra Classic, Sierra Grande		IGC0100
K25 Suburban	Ignition Coil	6.6L	Base, High Sierra, Sierra Classic, Sierra Grande		IGC0100
P25	Ignition Coil	5.7L	Base, Value Van		IGC0100
P35	Ignition Coil	5.7L, 7.4L	Base, Value Van		IGC0100
Sprint	Ignition Coil	6.6L, 7.4L	Base, Classic, High Sierra, SP		IGC0100
Sprint	Ignition Coil	5.7L	Base, Classic, High Sierra, SP	L	IGC0100
<b>1976 GMC</b>					
C15	Ignition Coil	6.6L, 7.4L	Base, High Sierra, Sierra Classic, Sierra Grande		IGC0100
C15	Ignition Coil	5.7L	Base, High Sierra, Sierra Classic, Sierra Grande	L	IGC0100

Vehicle	Part Type	Engine Size	Trim	Note(s)	Part Number
<b>1976 GMC (cont'd)</b>					
C15 Suburban	Ignition Coil	5.7L, 7.4L	Base, High Sierra, Sierra Classic, Sierra Grande		IGC0100
C25	Ignition Coil	5.7L, 6.6L, 7.4L	Base, High Sierra, Sierra Classic, Sierra Grande		IGC0100
C25 Suburban	Ignition Coil	5.7L, 7.4L	Base, High Sierra, Sierra Classic, Sierra Grande		IGC0100
C35	Ignition Coil	5.7L, 6.6L, 7.4L	Base, High Sierra, Sierra Classic, Sierra Grande		IGC0100
G15	Ignition Coil	5.7L, 6.6L	Rally, Rally STX, Vandura		IGC0100
G25	Ignition Coil	5.7L, 6.6L, 7.4L	Rally, Rally STX, Vandura		IGC0100
G35	Ignition Coil	5.7L, 6.6L, 7.4L	Magnavan, Rally, Rally Camper Special, Rally STX, Vandura, Vandura Special		IGC0100
Jimmy	Ignition Coil	5.7L, 6.6L, 7.4L	Base, High Sierra, Sierra Classic, Sierra Grande		IGC0100
K15	Ignition Coil	5.7L, 6.6L, 7.4L	Base, High Sierra, Sierra Classic, Sierra Grande		IGC0100
K15 Suburban	Ignition Coil	5.7L, 6.6L	Base, High Sierra, Sierra Classic, Sierra Grande		IGC0100
K25	Ignition Coil	5.7L, 6.6L, 7.4L	Base, High Sierra, Sierra Classic, Sierra Grande		IGC0100
K25 Suburban	Ignition Coil	6.6L	Base, High Sierra, Sierra Classic, Sierra Grande		IGC0100
P25	Ignition Coil	5.7L	Base, Value Van		IGC0100
P35	Ignition Coil	5.7L, 7.4L	Base, Value Van		IGC0100
Sprint	Ignition Coil	5.0L, 6.6L	Base, Classic, SP, Sierra Madre Del Sur		IGC0100
Sprint	Ignition Coil	5.7L	Base, Classic, SP, Sierra Madre Del Sur	L	IGC0100
<b>1977 GMC</b>					
C15	Ignition Coil	5.0L, 5.7L, 7.4L	Base, Heavy Half, High Sierra, Indy Hauler, Sierra Classic, Sierra Grande		IGC0100
C15 Suburban	Ignition Coil	5.0L, 5.7L, 7.4L	Base, High Sierra, Sierra Classic, Sierra Grande		IGC0100
C25	Ignition Coil	5.0L, 5.7L, 6.6L, 7.4L	Base, High Sierra, Sierra Classic, Sierra Grande		IGC0100
C25 Suburban	Ignition Coil	5.0L, 5.7L, 7.4L	Base, High Sierra, Sierra Classic, Sierra Grande		IGC0100
C35	Ignition Coil	5.7L, 6.6L, 7.4L	Base, High Sierra, Sierra Classic, Sierra Grande		IGC0100
G15	Ignition Coil	5.0L, 5.7L	Rally, Rally STX, Vandura		IGC0100
G25	Ignition Coil	5.7L, 6.6L	Rally, Rally STX, Vandura		IGC0100
G35	Ignition Coil	5.7L, 6.6L	Magnavan, Rally, Rally Camper Special, Rally STX, Vandura, Vandura Special		IGC0100

Vehicle	Part Type	Engine Size	Trim	Note(s)	Part Number
<b>1977 GMC (cont'd)</b>					
Jimmy	Ignition Coil	5.0L, 5.7L, 6.6L	Base, High Sierra, Sierra Classic, Sierra Grande		IGC0100
K15	Ignition Coil	5.0L, 5.7L, 6.6L	Base, High Sierra, Indy Hauler, Sierra Classic, Sierra Grande		IGC0100
K15 Suburban	Ignition Coil	5.0L, 5.7L, 6.6L	Base, High Sierra, Sierra Classic, Sierra Grande		IGC0100
K25	Ignition Coil	5.0L, 5.7L, 6.6L, 7.4L	Base, High Sierra, Sierra Classic, Sierra Grande		IGC0100
K25 Suburban	Ignition Coil	6.6L	Base, High Sierra, Sierra Classic, Sierra Grande		IGC0100
K35	Ignition Coil	5.7L, 6.6L	Base, High Sierra, Sierra Classic, Sierra Grande		IGC0100
P25	Ignition Coil	5.7L	Base, Value Van		IGC0100
P35	Ignition Coil	5.7L, 7.4L	Base, Value Van		IGC0100
Sprint	Ignition Coil	5.0L, 5.7L	Base, Classic		IGC0100
<b>1978 GMC</b>					
C15	Ignition Coil	5.0L, 6.6L, 7.4L	Base, Heavy Half, High Sierra, Sierra Classic, Sierra Grande, Street Coupe		IGC0100
C15	Ignition Coil	5.7L	Base, Heavy Half, High Sierra, Sierra Classic, Sierra Grande, Street Coupe	L	IGC0100
C15 Suburban	Ignition Coil	4.1L	Base, High Sierra, Sierra Classic, Sierra Grande		IGC0100
C25	Ignition Coil	4.1L, 5.0L, 5.7L, 6.6L, 7.4L	Base, High Sierra, Sierra Classic, Sierra Grande		IGC0100
C25 Suburban	Ignition Coil	5.0L, 5.7L, 6.6L, 7.4L	Base, High Sierra, Sierra Classic, Sierra Grande		IGC0100
C35	Ignition Coil	4.1L, 5.0L, 5.7L, 6.6L, 7.4L	Base, High Sierra, Sierra Classic, Sierra Grande		IGC0100
Caballero	Ignition Coil	3.3L, 3.8L, 5.0L, 5.7L	Base, Diablo, Laredo		IGC0100
G15	Ignition Coil	4.1L, 5.0L, 5.7L	Rally, Rally STX, Vandura		IGC0100
G25	Ignition Coil	4.8L, 5.7L, 6.6L	Rally, Rally STX, Vandura		IGC0100
G35	Ignition Coil	4.1L, 4.8L, 5.7L, 6.6L	Magnavan, Rally, Rally Camper Special, Rally STX, Vandura, Vandura Special		IGC0100
Jimmy	Ignition Coil	4.1L, 5.0L, 5.7L, 6.6L	Base, High Sierra, Sierra Classic, Sierra Grande, Street Coupe		IGC0100
K15	Ignition Coil	4.1L, 5.0L, 5.7L, 6.6L	Base, High Sierra, Sierra Classic, Sierra Grande		IGC0100

Vehicle	Part Type	Engine Size	Trim	Note(s)	Part Number
<b>1978 GMC (cont'd)</b>					
K15 Suburban	Ignition Coil	4.1L, 5.0L, 5.7L, 6.6L	Base, High Sierra, Sierra Classic, Sierra Grande		IGC0100
K25	Ignition Coil	4.1L, 5.0L, 5.7L, 6.6L, 7.4L	Base, High Sierra, Sierra Classic, Sierra Grande		IGC0100
K25 Suburban	Ignition Coil	5.0L, 5.7L	Base, High Sierra, Sierra Classic, Sierra Grande		IGC0100
K35	Ignition Coil	5.7L, 6.6L	Base, High Sierra, Sierra Classic, Sierra Grande		IGC0100
P15	Ignition Coil	4.8L	Base, Value Van		IGC0100
P25	Ignition Coil	4.8L, 5.7L	Base, Value Van		IGC0100
P35	Ignition Coil	4.8L, 5.7L, 7.4L	Base, Value Van		IGC0100
<b>1979 GMC</b>					
C1500	Ignition Coil	4.1L, 4.8L, 5.0L, 6.6L, 7.4L	Base, Heavy Half, High Sierra, Sierra Classic, Sierra Grande, Street Coupe		IGC0100
C1500	Ignition Coil	5.7L	Base, Heavy Half, High Sierra, Sierra Classic, Sierra Grande, Street Coupe	L	IGC0100
C1500	Ignition Coil	5.7L	Base, High Sierra, Sierra Classic, Sierra Grande, Street Coupe	M	IGC0100
C1500 Suburban	Ignition Coil	4.1L, 5.0L, 7.4L	Base, High Sierra, Sierra Classic, Sierra Grande		IGC0100
C1500 Suburban	Ignition Coil	5.7L	Base, High Sierra, Sierra Classic, Sierra Grande	L	IGC0100
C2500	Ignition Coil	4.1L, 5.7L, 6.6L, 7.4L	Base, High Sierra, Sierra Classic, Sierra Grande		IGC0100
C2500 Suburban	Ignition Coil	5.7L, 7.4L	Base, High Sierra, Sierra Classic, Sierra Grande		IGC0100
Caballero	Ignition Coil	3.3L, 3.8L, 4.4L, 5.0L, 5.7L	Base, Diablo, Laredo		IGC0100
G1500	Ignition Coil	4.1L, 5.0L, 5.7L, 6.6L	Rally, Rally STX, Vandura		IGC0100
G2500	Ignition Coil	4.1L, 5.7L, 6.6L	Rally, Rally STX, Vandura		IGC0100
G3500	Ignition Coil	4.1L, 5.7L, 6.6L	Magnavan, Rally, Rally Camper Special, Rally STX, Vandura, Vandura Special		IGC0100
Jimmy	Ignition Coil	4.1L, 5.0L, 5.7L, 6.6L	Base, High Sierra, Sierra Classic, Sierra Grande, Street Coupe		IGC0100
K1500	Ignition Coil	4.1L, 5.7L, 6.6L	Base, High Sierra, Sierra Classic, Sierra Grande		IGC0100



Vehicle	Part Type	Engine Size	Trim	Note(s)	Part Number
<b>1979 GMC (cont'd)</b>					
K1500 Suburban	Ignition Coil	4.1L, 5.0L, 5.7L, 6.6L	Base, High Sierra, Sierra Classic, Sierra Grande		IGC0100
K2500	Ignition Coil	5.7L, 6.6L	Base, High Sierra, Sierra Classic, Sierra Grande		IGC0100
K2500 Suburban	Ignition Coil	4.8L, 5.7L, 6.6L	Base, High Sierra, Sierra Classic, Sierra Grande		IGC0100
K3500	Ignition Coil	5.7L, 6.6L, 7.4L	Base, High Sierra, Sierra Classic, Sierra Grande		IGC0100
P1500	Ignition Coil	7.4L	Base, Value Van		IGC0100
P2500	Ignition Coil	5.7L	Base, Value Van		IGC0100
P3500	Ignition Coil	5.7L, 7.4L	Base, Value Van		IGC0100
<b>1980 GMC</b>					
B6000	Ignition Coil	5.7L	B6P042		IGC0100
C1500	Ignition Coil	4.1L, 4.8L, 5.0L, 6.6L, 7.4L	Base, Heavy Half, High Sierra, Sierra Classic, Sierra Grande, Street Coupe		IGC0100
C1500	Ignition Coil	5.7L	Base, Heavy Half, High Sierra, Sierra Classic, Sierra Grande, Street Coupe	L	IGC0100
C1500	Ignition Coil	5.7L	Base, Heavy Half, High Sierra, Sierra Classic, Sierra Grande, Street Coupe	M	IGC0100
C1500 Suburban	Ignition Coil	4.1L, 7.4L	Base, High Sierra, Sierra Classic, Sierra Grande		IGC0100
C1500 Suburban	Ignition Coil	5.7L	Base, High Sierra, Sierra Classic, Sierra Grande	L	IGC0100
C1500 Suburban	Ignition Coil	5.7L	Base, High Sierra, Sierra Classic, Sierra Grande	M	IGC0100
C2500	Ignition Coil	4.1L, 4.8L, 5.0L, 7.4L	Base, High Sierra, Sierra Classic, Sierra Grande		IGC0100
C2500	Ignition Coil	5.7L	Base, High Sierra, Sierra Classic, Sierra Grande	L	IGC0100
C2500	Ignition Coil	5.7L	Base, High Sierra, Sierra Classic, Sierra Grande	M	IGC0100
C2500 Suburban	Ignition Coil	4.8L, 6.6L, 7.4L	Base, High Sierra, Sierra Classic, Sierra Grande		IGC0100
C2500 Suburban	Ignition Coil	5.7L	Base, High Sierra, Sierra Classic, Sierra Grande	L	IGC0100
C2500 Suburban	Ignition Coil	5.7L	Base, High Sierra, Sierra Classic, Sierra Grande	M	IGC0100
C3500	Ignition Coil	4.1L, 4.8L, 5.7L, 7.4L	Base, High Sierra, Sierra Classic, Sierra Grande		IGC0100
C7000	Ignition Coil	6.0L, 7.0L, 7.4L	C7D042, C7D064		IGC0100
Caballero	Ignition Coil	3.8L, 4.4L, 5.0L	Base, Diablo, Laredo		IGC0100

Vehicle	Part Type	Engine Size	Trim	Note(s)	Part Number
<b>1980 GMC (cont'd)</b>					
G1500	Ignition Coil	4.1L, 5.0L, 5.7L	Rally, Rally STX, Vandura		IGC0100
G2500	Ignition Coil	4.1L, 5.7L, 6.6L	Rally, Rally STX, Vandura		IGC0100
G3500	Ignition Coil	5.7L, 6.6L	Magnavan, Rally, Rally Camper Special, Rally STX, Vandura, Vandura Special		IGC0100
Jimmy	Ignition Coil	4.1L, 5.0L, 5.7L	Base, High Sierra, Sierra Classic, Sierra Grande, Street Coupe		IGC0100
K1500	Ignition Coil	4.1L, 4.8L, 5.7L, 6.6L, 7.4L	Base, High Sierra, Sierra Classic, Sierra Grande		IGC0100
K1500 Suburban	Ignition Coil	4.1L, 5.7L, 6.6L	Base, High Sierra, Sierra Classic, Sierra Grande		IGC0100
K2500	Ignition Coil	4.1L, 4.8L, 5.7L, 6.6L	Base, High Sierra, Sierra Classic, Sierra Grande		IGC0100
K2500 Suburban	Ignition Coil	4.8L, 5.7L, 6.6L	Base, High Sierra, Sierra Classic, Sierra Grande		IGC0100
K3500	Ignition Coil	4.8L, 5.7L, 6.6L, 7.4L	Base, High Sierra, Sierra Classic, Sierra Grande		IGC0100
P2500	Ignition Coil	5.7L	Base, Value Van		IGC0100
P3500	Ignition Coil	5.7L, 7.4L	Base, Value Van		IGC0100
<b>1981 GMC</b>					
C1500	Ignition Coil	4.1L	Base, High Sierra, Sierra Classic, Sierra Grande, Street Coupe		IGC0100
C1500	Ignition Coil	5.0L	Base, High Sierra, Sierra Classic, Sierra Grande, Street Coupe	H	IGC0100
C1500	Ignition Coil	5.7L	Base, High Sierra, Sierra Classic, Sierra Grande, Street Coupe	L	IGC0100
C1500	Ignition Coil	5.7L	Base, High Sierra, Sierra Classic, Sierra Grande, Street Coupe	M	IGC0100
C1500 Suburban	Ignition Coil	5.0L	Base, High Sierra, Sierra Classic, Sierra Grande	H	IGC0100
C1500 Suburban	Ignition Coil	5.7L	Base, High Sierra, Sierra Classic, Sierra Grande	L	IGC0100
C1500 Suburban	Ignition Coil	5.7L	Base, High Sierra, Sierra Classic, Sierra Grande	M	IGC0100
C2500	Ignition Coil	4.1L, 4.8L, 5.0L, 5.7L, 7.4L	Base, High Sierra, Sierra Classic, Sierra Grande		IGC0100
C2500 Suburban	Ignition Coil	5.7L, 7.4L	Base, High Sierra, Sierra Classic, Sierra Grande		IGC0100
C3500	Ignition Coil	4.8L, 5.7L, 7.4L	Base, High Sierra, Sierra Classic, Sierra Grande		IGC0100

Vehicle	Part Type	Engine Size	Trim	Note(s)	Part Number
<b>1981 GMC (cont'd)</b>					
C6000	Ignition Coil	5.7L, 6.0L	C6D042, C6D044, C6D062		IGC0100
C7000	Ignition Coil	6.0L, 7.0L	C7D042, C7D044, C7D064		IGC0100
Caballero	Ignition Coil	3.8L, 4.4L, 5.0L	Amarillo, Base, Conquista, Diablo, Royal Knight		IGC0100
G1500	Ignition Coil	4.1L, 5.7L	Rally, Rally STX, Vandura		IGC0100
G1500	Ignition Coil	5.0L	Rally, Rally STX, Vandura	H	IGC0100
G2500	Ignition Coil	4.1L, 5.7L	Rally, Rally STX, Vandura		IGC0100
G2500	Ignition Coil	5.0L	Rally, Rally STX, Vandura	H	IGC0100
G3500	Ignition Coil	5.7L	Magnavan, Rally, Rally Camper Special, Rally Custom, Rally STX, Vandura, Vandura Special		IGC0100
Jimmy	Ignition Coil	4.1L, 5.7L	Base, High Sierra, Sierra Classic, Sierra Grande, Street Coupe		IGC0100
Jimmy	Ignition Coil	5.0L	Base, High Sierra, Sierra Classic, Sierra Grande, Street Coupe	H	IGC0100
K1500	Ignition Coil	4.1L, 5.0L, 5.7L	Base, High Sierra, Sierra Classic, Sierra Grande		IGC0100
K1500 Suburban	Ignition Coil	5.7L	Base, High Sierra, Sierra Classic, Sierra Grande		IGC0100
K2500	Ignition Coil	4.8L, 5.7L	Base, High Sierra, Sierra Classic, Sierra Grande		IGC0100
K2500 Suburban	Ignition Coil	4.8L, 5.7L	Base, High Sierra, Sierra Classic, Sierra Grande		IGC0100
K3500	Ignition Coil	4.8L, 5.7L, 7.4L	Base, High Sierra, Sierra Classic, Sierra Grande		IGC0100
P2500	Ignition Coil	5.7L	Base, Value Van		IGC0100
P3500	Ignition Coil	5.7L, 7.4L	Base, Value Van		IGC0100
<b>1982 GMC</b>					
C1500	Ignition Coil	4.1L, 5.7L	Base, High Sierra, Sierra Classic, Sierra Grande, Street Coupe		IGC0100
C1500	Ignition Coil	5.0L	Base, High Sierra, Sierra Classic, Sierra Grande, Street Coupe	H	IGC0100
C1500 Suburban	Ignition Coil	5.7L	Base, High Sierra, Sierra Classic, Sierra Grande		IGC0100
C1500 Suburban	Ignition Coil	5.0L	Base, High Sierra, Sierra Classic, Sierra Grande	H	IGC0100
C2500	Ignition Coil	4.1L, 4.8L, 5.0L, 5.7L, 7.4L	Base, High Sierra, Sierra Classic, Sierra Grande		IGC0100
C2500 Suburban	Ignition Coil	4.8L, 5.0L, 5.7L, 7.4L	Base, High Sierra, Sierra Classic, Sierra Grande		IGC0100
C3500	Ignition Coil	4.8L, 5.7L, 7.4L	Base, High Sierra, Sierra Classic, Sierra Grande		IGC0100

Vehicle	Part Type	Engine Size	Trim	Note(s)	Part Number
<b>1982 GMC (cont'd)</b>					
C6000	Ignition Coil	5.7L, 6.0L	C6D042, C6D062		IGC0100
C7000	Ignition Coil	6.0L, 7.0L	C7D042, C7D044, C7D064		IGC0100
Caballero	Ignition Coil	3.8L, 4.4L, 5.0L	Amarillo, Base, Diablo		IGC0100
G1500	Ignition Coil	4.1L, 5.7L	Rally, Rally STX, Vandura		IGC0100
G1500	Ignition Coil	5.0L	Rally, Rally STX, Vandura	H	IGC0100
G2500	Ignition Coil	4.1L, 5.7L	Rally, Rally STX, Vandura		IGC0100
G2500	Ignition Coil	5.0L	Rally, Rally STX, Vandura	H	IGC0100
G3500	Ignition Coil	4.1L, 5.7L	Magnavan, Rally, Rally Camper Special, Rally Custom, Rally STX, Vandura, Vandura Special		IGC0100
Jimmy	Ignition Coil	4.1L, 5.7L	Base, High Sierra, Sierra Classic, Sierra Grande, Street Coupe		IGC0100
Jimmy	Ignition Coil	5.0L	Base, High Sierra, Sierra Classic, Sierra Grande, Street Coupe	H	IGC0100
K1500	Ignition Coil	4.1L, 5.0L, 5.7L	Base, High Sierra, Sierra Classic, Sierra Grande		IGC0100
K1500 Suburban	Ignition Coil	5.7L	Base, High Sierra, Sierra Classic, Sierra Grande		IGC0100
K2500	Ignition Coil	4.8L, 5.7L	Base, High Sierra, Sierra Classic, Sierra Grande		IGC0100
K2500 Suburban	Ignition Coil	4.8L, 5.7L	Base, High Sierra, Sierra Classic, Sierra Grande		IGC0100
K3500	Ignition Coil	4.8L, 5.7L, 7.4L	Base, High Sierra, Sierra Classic, Sierra Grande		IGC0100
P2500	Ignition Coil	4.8L, 5.7L	Base, Value Van		IGC0100
P3500	Ignition Coil	4.8L, 5.7L, 7.4L	Base, Value Van		IGC0100
<b>1983 GMC</b>					
B6000	Ignition Coil	5.7L, 6.0L, 7.0L, 8.2L	B6P042		IGC0100
C1500	Ignition Coil	4.1L, 5.7L	Base, High Sierra, Sierra Classic		IGC0100
C1500	Ignition Coil	5.0L	Base, High Sierra, Sierra Classic	H	IGC0100
C1500 Suburban	Ignition Coil	5.7L, 6.2L	Base, High Sierra, Sierra Classic		IGC0100
C1500 Suburban	Ignition Coil	5.0L	Base, High Sierra, Sierra Classic	H	IGC0100
C2500	Ignition Coil	4.1L, 4.8L, 5.0L, 5.7L, 7.4L	Base, High Sierra, Sierra Classic		IGC0100
C2500 Suburban	Ignition Coil	5.0L, 5.7L, 7.4L	Base, High Sierra, Sierra Classic		IGC0100

Vehicle	Part Type	Engine Size	Trim	Note(s)	Part Number
<b>1983 GMC (cont'd)</b>					
C3500	Ignition Coil	4.8L, 5.7L, 7.4L	Base, High Sierra, Sierra Classic		IGC0100
C6000	Ignition Coil	5.7L, 6.0L	C6D042		IGC0100
C7000	Ignition Coil	6.0L, 7.0L	C7D042, C7D044, C7D064		IGC0100
Caballero	Ignition Coil	3.8L, 5.0L, 5.7L	Amarillo, Base, Diablo		IGC0100
G1500	Ignition Coil	4.1L, 5.7L	Rally, Rally Custom, Rally STX, Vandura		IGC0100
G1500	Ignition Coil	5.0L	Rally, Rally Custom, Rally STX, Vandura	H	IGC0100
G2500	Ignition Coil	4.1L, 5.7L	Rally, Rally Custom, Rally STX, Vandura		IGC0100
G2500	Ignition Coil	5.0L	Rally, Rally Custom, Rally STX, Vandura	H	IGC0100
G3500	Ignition Coil	4.1L, 5.7L	Magnavan, Rally, Rally Camper Special, Rally Custom, Rally STX, Vandura, Vandura Special		IGC0100
Jimmy	Ignition Coil	5.0L, 5.7L	Base, High Sierra, Sierra Classic		IGC0100
K1500	Ignition Coil	4.1L, 5.0L, 5.7L	Base, High Sierra, Sierra Classic		IGC0100
K1500 Suburban	Ignition Coil	5.7L	Base, High Sierra, Sierra Classic		IGC0100
K2500	Ignition Coil	4.8L, 5.7L	Base, High Sierra, Sierra Classic		IGC0100
K2500 Suburban	Ignition Coil	5.7L	Base, High Sierra, Sierra Classic		IGC0100
K3500	Ignition Coil	4.8L, 5.7L, 7.4L	Base, High Sierra, Sierra Classic		IGC0100
P2500	Ignition Coil	4.8L, 5.7L	Base, Value Van		IGC0100
P3500	Ignition Coil	4.8L, 5.7L, 7.4L	Base, Value Van		IGC0100
<b>1984 GMC</b>					
B6000	Ignition Coil	5.7L, 6.0L, 7.0L, 8.2L	B6P042		IGC0100
C1500	Ignition Coil	4.1L, 5.7L	Base, High Sierra, Sierra Classic		IGC0100
C1500	Ignition Coil	5.0L	Base, High Sierra, Sierra Classic	H	IGC0100
C1500 Suburban	Ignition Coil	5.7L	Base, High Sierra, Sierra Classic		IGC0100
C1500 Suburban	Ignition Coil	5.0L	Base, High Sierra, Sierra Classic	H	IGC0100
C2500	Ignition Coil	4.1L, 4.8L, 5.0L, 5.7L, 7.4L	Base, High Sierra, Sierra Classic		IGC0100
C2500 Suburban	Ignition Coil	4.8L, 5.0L, 5.7L, 7.4L	Base, High Sierra, Sierra Classic		IGC0100

Vehicle	Part Type	Engine Size	Trim	Note(s)	Part Number
<b>1984 GMC (cont'd)</b>					
C3500	Ignition Coil	4.8L, 5.7L, 7.4L	Base, High Sierra, Sierra Classic		IGC0100
C6000	Ignition Coil	5.7L, 6.0L	C6D042		IGC0100
C7000	Ignition Coil	6.0L, 7.0L	C7D042, C7D044, C7D064		IGC0100
Caballero	Ignition Coil	3.8L, 5.0L, 5.7L	Amarillo, Base, Diablo		IGC0100
G1500	Ignition Coil	4.1L, 5.7L	Rally, Rally Custom, Rally STX, Vandura		IGC0100
G1500	Ignition Coil	5.0L	Rally, Rally Custom, Rally STX, Vandura	H	IGC0100
G2500	Ignition Coil	4.1L, 5.7L	Rally, Rally Custom, Rally STX, Vandura		IGC0100
G2500	Ignition Coil	5.0L	Rally, Rally Custom, Rally STX, Vandura	H	IGC0100
G3500	Ignition Coil	4.1L, 5.7L	Magnavan, Rally, Rally Camper Special, Rally Custom, Rally STX, Vandura, Vandura Special		IGC0100
Jimmy	Ignition Coil	5.0L, 5.7L	Base, High Sierra, Sierra Classic		IGC0100
K1500	Ignition Coil	4.1L, 5.0L, 5.7L	Base, High Sierra, Sierra Classic		IGC0100
K1500 Suburban	Ignition Coil	5.7L	Base, High Sierra, Sierra Classic		IGC0100
K2500	Ignition Coil	4.8L, 5.7L	Base, High Sierra, Sierra Classic		IGC0100
K2500 Suburban	Ignition Coil	4.8L, 5.7L	Base, High Sierra, Sierra Classic		IGC0100
K3500	Ignition Coil	4.8L, 5.7L, 7.4L	Base, High Sierra, Sierra Classic		IGC0100
P2500	Ignition Coil	4.8L, 5.7L	Base, Value Van		IGC0100
P3500	Ignition Coil	4.8L, 5.7L, 7.4L	Base, Value Van		IGC0100
<b>1985 GMC</b>					
B6000	Ignition Coil	14.0L, 5.7L, 6.0L, 7.0L, 8.2L	B6P042		IGC0100
C1500	Ignition Coil	4.3L, 5.7L	Base, High Sierra, Sierra Classic		IGC0100
C1500	Ignition Coil	5.0L	Base, High Sierra, Sierra Classic	H	IGC0100
C1500 Suburban	Ignition Coil	5.7L	Base, High Sierra, Sierra Classic		IGC0100
C1500 Suburban	Ignition Coil	5.0L	Base, High Sierra, Sierra Classic	H	IGC0100
C2500	Ignition Coil	4.3L, 4.8L, 5.0L, 5.7L, 7.4L	Base, High Sierra, Sierra Classic		IGC0100

Vehicle	Part Type	Engine Size	Trim	Note(s)	Part Number
<b>1985 GMC (cont'd)</b>					
C2500 Suburban	Ignition Coil	5.0L, 5.7L, 7.4L	Base, High Sierra, Sierra Classic		IGC0100
C3500	Ignition Coil	4.8L, 5.7L, 7.4L	Base, High Sierra, Sierra Classic		IGC0100
C6000	Ignition Coil	5.7L, 6.0L	C6D042		IGC0100
C7000	Ignition Coil	6.0L, 7.0L	C7D042, C7D044, C7D064		IGC0100
Caballero	Ignition Coil	4.3L, 5.0L	Amarillo, Base, Diablo		IGC0100
G1500	Ignition Coil	4.3L, 5.7L	Rally, Rally STX, Vandura		IGC0100
G1500	Ignition Coil	5.0L	Rally, Rally STX, Vandura	H	IGC0100
G2500	Ignition Coil	4.3L, 5.7L	Rally, Rally STX, Vandura		IGC0100
G2500	Ignition Coil	5.0L	Rally, Rally STX, Vandura	H	IGC0100
G3500	Ignition Coil	4.3L, 5.7L	Magnavan, Rally, Rally Camper Special, Rally Custom, Rally STX, Vandura, Vandura Special		IGC0100
Jimmy	Ignition Coil	5.0L, 5.7L	Base, High Sierra, Sierra Classic		IGC0100
K1500	Ignition Coil	4.3L, 5.0L, 5.7L	Base, High Sierra, Sierra Classic		IGC0100
K1500 Suburban	Ignition Coil	5.7L	Base, High Sierra, Sierra Classic		IGC0100
K2500	Ignition Coil	4.3L, 4.8L, 5.7L	Base, High Sierra, Sierra Classic		IGC0100
K2500 Suburban	Ignition Coil	5.7L	Base, High Sierra, Sierra Classic		IGC0100
K3500	Ignition Coil	4.8L, 5.7L, 7.4L	Base, High Sierra, Sierra Classic		IGC0100
P2500	Ignition Coil	4.8L, 5.7L	Base, Value Van		IGC0100
P3500	Ignition Coil	4.8L, 5.7L, 7.4L	Base, Value Van		IGC0100
Safari	Ignition Coil	4.3L	Base, SL, SLE, SLX		IGC0100
<b>1986 GMC</b>					
B6000	Ignition Coil	14.0L, 5.7L, 6.0L, 8.2L	B6P042		IGC0100
C1500	Ignition Coil	4.3L, 5.7L	Base, High Sierra, Sierra Classic		IGC0100
C1500	Ignition Coil	5.0L	Base, High Sierra, Sierra Classic	H	IGC0100
C1500 Suburban	Ignition Coil	5.7L	Base, High Sierra, Sierra Classic		IGC0100
C1500 Suburban	Ignition Coil	5.0L	Base, High Sierra, Sierra Classic	H	IGC0100
C2500	Ignition Coil	4.3L, 4.8L, 5.0L, 5.7L, 7.4L	Base, High Sierra, Sierra Classic		IGC0100
C2500 Suburban	Ignition Coil	5.0L, 5.7L, 7.4L	Base, High Sierra, Sierra Classic		IGC0100

Vehicle	Part Type	Engine Size	Trim	Note(s)	Part Number
<b>1986 GMC (cont'd)</b>					
C3500	Ignition Coil	4.8L, 5.0L, 5.7L, 7.4L	Base, High Sierra, Sierra Classic		IGC0100
C6000	Ignition Coil	5.7L, 6.0L	C6D042		IGC0100
C7000	Ignition Coil	6.0L, 7.0L	C7D042, C7D064		IGC0100
Caballero	Ignition Coil	4.3L, 5.0L	Amarillo, Base, Diablo		IGC0100
G1500	Ignition Coil	4.3L, 5.7L	Rally, Rally STX, Vandura		IGC0100
G1500	Ignition Coil	5.0L	Rally, Rally STX, Vandura	H	IGC0100
G2500	Ignition Coil	4.3L, 5.7L	Rally, Rally STX, Vandura		IGC0100
G2500	Ignition Coil	5.0L	Rally, Rally STX, Vandura	H	IGC0100
G3500	Ignition Coil	4.3L, 5.7L	Magnavan, Rally, Rally Camper Special, Rally Custom, Rally STX, Vandura, Vandura Special		IGC0100
Jimmy	Ignition Coil	5.0L, 5.7L	Base, Sierra Classic, Silverado		IGC0100
K1500	Ignition Coil	4.3L, 5.0L, 5.7L	Base, High Sierra, Sierra Classic		IGC0100
K1500 Suburban	Ignition Coil	5.7L, 6.2L	Base, High Sierra, Sierra Classic		IGC0100
K2500	Ignition Coil	4.8L, 5.7L	Base, High Sierra, Sierra Classic		IGC0100
K2500 Suburban	Ignition Coil	5.7L	Base, High Sierra, Sierra Classic		IGC0100
K3500	Ignition Coil	4.8L, 5.7L, 7.4L	Base, High Sierra, Sierra Classic		IGC0100
P2500	Ignition Coil	4.8L, 5.7L	Base, Value Van		IGC0100
P3500	Ignition Coil	4.8L, 5.7L, 7.4L	Base, Value Van		IGC0100
Safari	Ignition Coil	4.3L	Base, SL, SLE, SLX		IGC0100
<b>1987 GMC</b>					
B6000	Ignition Coil	5.7L, 6.0L, 8.2L	B6P042		IGC0100
C6000	Ignition Coil	5.7L, 6.0L	C6D042		IGC0100
C7000	Ignition Coil	6.0L, 7.0L	C7D042, C7D064		IGC0100
G3500	Ignition Coil	5.7L	Magnavan, Rally, Rally Camper Special, Rally Custom, Rally STX, Vandura, Vandura Special		IGC0100
P2500	Ignition Coil	4.8L	Base, Value Van		IGC0100
P3500	Ignition Coil	4.8L	Base, Value Van		IGC0100
<b>1988 GMC</b>					
B6000	Ignition Coil	5.7L, 6.0L, 8.2L	B6P042		IGC0100
C2500	Ignition Coil	4.3L, 5.0L, 5.7L	Sierra, Sierra SLE, Sierra SLX		IGC0100
C5000	Ignition Coil	5.7L	C5D042		IGC0100



Vehicle	Part Type	Engine Size	Trim	Note(s)	Part Number
<b>1988 GMC (cont'd)</b>					
C6000	Ignition Coil	5.7L, 6.0L	C6D042		IGC0100
C7000	Ignition Coil	6.0L, 7.0L	C7D042, C7D064		IGC0100
G3500	Ignition Coil	5.7L	Magnavan, Rally, Rally Camper Special, Rally Custom, Rally STX, Vandura, Vandura Special		IGC0100
P3500	Ignition Coil	4.8L	Base, Value Van		IGC0100
<b>1989 GMC</b>					
B6000	Ignition Coil	5.7L, 6.0L, 8.2L	B6P042		IGC0100
C5000	Ignition Coil	5.7L	C5D042		IGC0100
C6000	Ignition Coil	5.7L, 6.0L	C6D042		IGC0100
C7000	Ignition Coil	6.0L, 7.0L	C7D042, C7D064		IGC0100
P2500	Ignition Coil	4.8L	Base, Value Van		IGC0100
P3500	Ignition Coil	4.8L	Base, Value Van		IGC0100
<b>1990 GMC</b>					
B6000	Ignition Coil	5.7L, 6.0L, 8.2L	B6P042		IGC0100
C5000	Ignition Coil	5.7L	C5D042		IGC0100
<b>1994 GMC</b>					
Sonoma	Engine Water Pump	2.2L	SL, SLE, SLS	Gasket, Actual OE	WUP0010
<b>1995 GMC</b>					
C1500	Ignition Coil	4.3L, 5.0L, 5.7L	Sierra SL, Sierra SLE, Sierra SLT, Sierra Special		IGC0101
C1500	Manifold Absolute Pressure Sensor	4.3L, 5.0L, 5.7L, 6.5L	Sierra SL, Sierra SLE, Sierra SLT, Sierra Special		PRS8205HU-D
C1500 Suburban	Ignition Coil	5.7L	Base, SLE, SLT		IGC0101
C1500 Suburban	Manifold Absolute Pressure Sensor	5.7L, 6.5L	Base, SLE, SLT		PRS8205HU-D
C2500	Ignition Coil	4.3L, 5.0L, 5.7L, 7.4L	Sierra SL, Sierra SLE, Sierra SLT		IGC0101
C2500	Manifold Absolute Pressure Sensor	4.3L, 5.0L, 5.7L, 6.5L, 7.4L	Sierra SL, Sierra SLE, Sierra SLT		PRS8205HU-D
C2500 Suburban	Ignition Coil	5.7L, 7.4L	Base, SLE, SLT		IGC0101
C2500 Suburban	Manifold Absolute Pressure Sensor	5.7L, 6.5L, 7.4L	Base, SLE, SLT		PRS8205HU-D
C3500	Ignition Coil	5.7L, 7.4L	Sierra SL, Sierra SLE, Sierra SLT		IGC0101
C3500	Manifold Absolute Pressure Sensor	5.7L, 6.5L, 7.4L	Sierra SL, Sierra SLE, Sierra SLT		PRS8205HU-D
G1500	Ignition Coil	4.3L, 5.0L	Rally, Rally STX, Vandura		IGC0101
G1500	Manifold Absolute Pressure Sensor	4.3L, 5.0L	Rally, Rally STX, Vandura		PRS8205HU-D

Vehicle	Part Type	Engine Size	Trim	Note(s)	Part Number
<b>1995 GMC (cont'd)</b>					
G2500	Ignition Coil	4.3L, 5.0L, 5.7L	Rally, Rally STX, Vandura		IGC0101
G2500	Manifold Absolute Pressure Sensor	4.3L, 5.0L, 5.7L, 6.5L	Rally, Rally STX, Vandura		PRS8205HU-D
G3500	Ignition Coil	4.3L, 5.7L, 7.4L	Magnavan, Rally, Rally Camper Special, Rally STX, Vandura, Vandura Special		IGC0101
G3500	Manifold Absolute Pressure Sensor	4.3L, 5.7L, 7.4L	Magnavan, Rally, Rally Camper Special, Rally STX, Vandura, Vandura Special		PRS8205HU-D
G3500	Manifold Absolute Pressure Sensor	6.5L	Magnavan, Rally, Rally Camper Special, Rally STX, Vandura, Vandura Special	First Design	PRS8205HU-D
Jimmy	Ignition Coil	4.3L	Base, SL, SLE, SLS, SLT		IGC0101
Jimmy	Manifold Absolute Pressure Sensor	4.3L	Base, SL, SLE, SLS, SLT		PRS8205HU-D
K1500	Ignition Coil	4.3L, 5.0L, 5.7L	Sierra SL, Sierra SLE, Sierra SLS, Sierra SLT, Sierra Special		IGC0101
K1500	Manifold Absolute Pressure Sensor	4.3L, 5.0L, 5.7L, 6.5L	Sierra SL, Sierra SLE, Sierra SLS, Sierra SLT, Sierra Special		PRS8205HU-D
K1500 Suburban	Ignition Coil	5.7L	Base, SLE, SLT		IGC0101
K1500 Suburban	Manifold Absolute Pressure Sensor	5.7L, 6.5L	Base, SLE, SLT		PRS8205HU-D
K2500	Ignition Coil	4.3L, 5.0L, 5.7L, 7.4L	Sierra SL, Sierra SLE, Sierra SLT		IGC0101
K2500	Manifold Absolute Pressure Sensor	4.3L, 5.0L, 5.7L, 6.5L, 7.4L	Sierra SL, Sierra SLE, Sierra SLT		PRS8205HU-D
K2500 Suburban	Ignition Coil	5.7L, 7.4L	Base, SLE, SLT		IGC0101
K2500 Suburban	Manifold Absolute Pressure Sensor	5.7L, 6.5L, 7.4L	Base, SLE, SLT		PRS8205HU-D
K3500	Ignition Coil	5.7L, 7.4L	Sierra SL, Sierra SLE, Sierra SLT		IGC0101
K3500	Manifold Absolute Pressure Sensor	5.7L, 6.5L, 7.4L	Sierra SL, Sierra SLE, Sierra SLT		PRS8205HU-D
Safari	Ignition Coil	4.3L	Base, SL, SLE, SLT, SLX		IGC0101
Safari	Manifold Absolute Pressure Sensor	4.3L	Base, SL, SLE, SLT, SLX		PRS8205HU-D
Sonoma	Ignition Coil	4.3L	SL, SLE, SLS		IGC0101
Sonoma	Ignition Coil	2.2L	SL, SLE, SLS		IGC0102
Sonoma	Manifold Absolute Pressure Sensor	2.2L	SL, SLE, SLS		PRS8205HU-D
Sonoma	Manifold Absolute Pressure Sensor	4.3L	SL, SLE, SLS	W	PRS8205HU-D

Vehicle	Part Type	Engine Size	Trim	Note(s)	Part Number
<b>1995 GMC (cont'd)</b>					
Sonoma	Manifold Absolute Pressure Sensor	4.3L	SL, SLE, SLS	Z	PRS8205HU-D
Sonoma	Engine Water Pump	2.2L	SL, SLE, SLS	Gasket, Actual OE	WUP0010
Yukon	Ignition Coil	5.7L	Base, SLE, SLT		IGC0101
Yukon	Manifold Absolute Pressure Sensor	5.7L, 6.5L	Base, SLE, SLT		PRS8205HU-D
<b>1996 GMC</b>					
C1500	Ignition Coil	4.3L, 5.0L, 5.7L	Sierra SL, Sierra SLE, Sierra SLT, Sierra Special		IGC0104
C1500	Manifold Absolute Pressure Sensor	6.5L	Sierra SL, Sierra SLE, Sierra SLT, Sierra Special		PRS8205HU-D
C1500 Suburban	Ignition Coil	5.7L	Base, SLE, SLT		IGC0104
C1500 Suburban	Manifold Absolute Pressure Sensor	6.5L	Base, SLE, SLT		PRS8205HU-D
C2500	Ignition Coil	5.0L, 5.7L, 7.4L	Sierra SL, Sierra SLE, Sierra SLT		IGC0104
C2500	Manifold Absolute Pressure Sensor	6.5L	Sierra SL, Sierra SLE, Sierra SLT		PRS8205HU-D
C2500 Suburban	Ignition Coil	5.7L, 7.4L	Base, SLE, SLT		IGC0104
C2500 Suburban	Manifold Absolute Pressure Sensor	6.5L	Base, SLE, SLT		PRS8205HU-D
C3500	Ignition Coil	5.7L, 7.4L	Sierra SL, Sierra SLE, Sierra SLT		IGC0104
G3500	Ignition Coil	5.7L, 7.4L	Magnavan, Rally, Rally Camper Special, Rally STX, Vandura, Vandura Special		IGC0101
G3500	Manifold Absolute Pressure Sensor	5.7L, 7.4L	Magnavan, Rally, Rally Camper Special, Rally STX, Vandura, Vandura Special		PRS8205HU-D
Jimmy	Ignition Coil	4.3L	Base, SL, SLE, SLS, SLT		IGC0104
K1500	Ignition Coil	4.3L, 5.0L, 5.7L	Sierra SL, Sierra SLE, Sierra SLT, Sierra Special		IGC0104
K1500	Manifold Absolute Pressure Sensor	6.5L	Sierra SL, Sierra SLE, Sierra SLT, Sierra Special		PRS8205HU-D
K1500 Suburban	Ignition Coil	5.7L	Base, SLE, SLT		IGC0104
K1500 Suburban	Manifold Absolute Pressure Sensor	6.5L	Base, SLE, SLT		PRS8205HU-D
K2500	Ignition Coil	5.7L, 7.4L	Sierra SL, Sierra SLE, Sierra SLT		IGC0104
K2500	Manifold Absolute Pressure Sensor	6.5L	Sierra SL, Sierra SLE, Sierra SLT		PRS8205HU-D
K2500 Suburban	Ignition Coil	5.7L, 7.4L	Base, SLE, SLT		IGC0104
K2500 Suburban	Manifold Absolute Pressure Sensor	6.5L	Base, SLE, SLT		PRS8205HU-D

Vehicle	Part Type	Engine Size	Trim	Note(s)	Part Number
<b>1996 GMC (cont'd)</b>					
K3500	Ignition Coil	5.7L, 7.4L	Sierra SL, Sierra SLE, Sierra SLT		IGC0104
Safari	Ignition Coil	4.3L	Base, SL, SLE, SLT, SLX		IGC0104
Savana 1500	Ignition Coil	4.3L, 5.0L, 5.7L	Base, SLE		IGC0104
Savana 2500	Ignition Coil	4.3L, 5.0L, 5.7L	Base, SLE		IGC0104
Sonoma	Ignition Coil	2.2L	SL, SLE, SLS		IGC0102
Sonoma	Ignition Coil	4.3L	SL, SLE, SLS		IGC0104
Sonoma	Manifold Absolute Pressure Sensor	2.2L	SL, SLE, SLS	RWD	PRS8205HU-D
Sonoma	Engine Water Pump	2.2L	SL, SLE, SLS	Gasket, Actual OE	WUP0010
Yukon	Ignition Coil	5.7L	SL, SLE, SLT		IGC0104
Yukon	Manifold Absolute Pressure Sensor	6.5L	SL, SLE, SLT		PRS8205HU-D
<b>1997 GMC</b>					
C1500	Ignition Coil	4.3L, 5.0L, 5.7L	Sierra GT, Sierra SL, Sierra SLE, Sierra SLT, Sierra Special		IGC0104
C1500	Manifold Absolute Pressure Sensor	6.5L	Sierra GT, Sierra SL, Sierra SLE, Sierra SLT, Sierra Special		PRS8205HU-D
C1500 Suburban	Ignition Coil	5.7L	Base, SLE, SLT		IGC0104
C1500 Suburban	Manifold Absolute Pressure Sensor	6.5L	Base, SLE, SLT		PRS8205HU-D
C2500	Ignition Coil	5.0L, 5.7L, 7.4L	Sierra SL, Sierra SLE, Sierra SLT		IGC0104
C2500	Manifold Absolute Pressure Sensor	6.5L	Sierra SL, Sierra SLE, Sierra SLT		PRS8205HU-D
C2500 Suburban	Ignition Coil	5.7L, 7.4L	Base, SLE, SLT		IGC0104
C2500 Suburban	Manifold Absolute Pressure Sensor	6.5L	Base, SLE, SLT		PRS8205HU-D
C3500	Ignition Coil	5.7L, 7.4L	Sierra SL, Sierra SLE, Sierra SLT		IGC0104
Jimmy	Ignition Coil	4.3L	SL, SLE, SLS, SLT		IGC0104
K1500	Ignition Coil	4.3L, 5.0L, 5.7L	Sierra SL, Sierra SLE, Sierra SLT, Sierra Special		IGC0104
K1500	Manifold Absolute Pressure Sensor	6.5L	Sierra SL, Sierra SLE, Sierra SLT		PRS8205HU-D
K1500 Suburban	Ignition Coil	5.7L	Base, SLE, SLT		IGC0104
K1500 Suburban	Manifold Absolute Pressure Sensor	6.5L	Base, SLE, SLT		PRS8205HU-D
K2500	Ignition Coil	5.7L, 7.4L	Sierra SL, Sierra SLE, Sierra SLT		IGC0104
K2500	Manifold Absolute Pressure Sensor	6.5L	Sierra SL, Sierra SLE, Sierra SLT		PRS8205HU-D
K2500 Suburban	Ignition Coil	5.7L, 7.4L	Base, SLE, SLT		IGC0104

Vehicle	Part Type	Engine Size	Trim	Note(s)	Part Number
<b>1997 GMC (cont'd)</b>					
K2500 Suburban	Manifold Absolute Pressure Sensor	6.5L	Base, SLE, SLT		PRS8205HU-D
K3500	Ignition Coil	5.7L, 7.4L	Sierra SL, Sierra SLE, Sierra SLT		IGC0104
Safari	Ignition Coil	4.3L	Base, SL, SLE, SLT, SLX		IGC0104
Savana 1500	Ignition Coil	4.3L, 5.0L, 5.7L	Base, SLE		IGC0104
Savana 2500	Ignition Coil	4.3L, 5.0L, 5.7L	Base, SLE		IGC0104
Sonoma	Ignition Coil	2.2L	SL, SLE, SLS		IGC0102
Sonoma	Ignition Coil	4.3L	SL, SLE, SLS		IGC0104
Sonoma	Manifold Absolute Pressure Sensor	2.2L	SL, SLE, SLS	RWD	PRS8205HU-D
Sonoma	Engine Water Pump	2.2L	SL, SLE, SLS	Gasket, Actual OE	WUP0010
Yukon	Ignition Coil	5.7L	SL, SLE, SLT		IGC0104
Yukon	Manifold Absolute Pressure Sensor	6.5L	SL, SLE, SLT		PRS8205HU-D
<b>1998 GMC</b>					
C1500	Ignition Coil	4.3L, 5.0L, 5.7L	Sierra SL, Sierra SLE, Sierra SLT, Sierra Special		IGC0104
C1500 Suburban	Ignition Coil	5.7L	Base, SLE, SLT		IGC0104
C1500 Suburban	Manifold Absolute Pressure Sensor	6.5L	Base, SLE, SLT		PRS8205HU-D
C2500	Ignition Coil	5.0L, 5.7L, 7.4L	Sierra SL, Sierra SLE, Sierra SLT		IGC0104
C2500	Manifold Absolute Pressure Sensor	6.5L	Sierra SL, Sierra SLE, Sierra SLT		PRS8205HU-D
C2500 Suburban	Ignition Coil	5.7L, 7.4L	Base, SLE, SLT		IGC0104
C2500 Suburban	Manifold Absolute Pressure Sensor	6.5L	Base, SLE, SLT		PRS8205HU-D
C3500	Ignition Coil	5.7L, 7.4L	Sierra SL, Sierra SLE, Sierra SLT		IGC0104
Jimmy	Ignition Coil	4.3L	Envoy, SL, SLE, SLS, SLT		IGC0104
K1500	Ignition Coil	4.3L, 5.0L, 5.7L	Sierra SL, Sierra SLE, Sierra SLT, Sierra Special		IGC0104
K1500	Manifold Absolute Pressure Sensor	6.5L	Sierra SL, Sierra SLE, Sierra SLT, Sierra Special		PRS8205HU-D
K1500 Suburban	Ignition Coil	5.7L	Base, SLE, SLT		IGC0104
K1500 Suburban	Manifold Absolute Pressure Sensor	6.5L	Base, SLE, SLT		PRS8205HU-D
K2500	Ignition Coil	5.0L, 5.7L, 7.4L	Sierra SL, Sierra SLE, Sierra SLT		IGC0104
K2500	Manifold Absolute Pressure Sensor	6.5L	Sierra SL, Sierra SLE, Sierra SLT		PRS8205HU-D
K2500 Suburban	Ignition Coil	5.7L, 7.4L	Base, SLE, SLT		IGC0104

Vehicle	Part Type	Engine Size	Trim	Note(s)	Part Number
<b>1998 GMC (cont'd)</b>					
K2500 Suburban	Manifold Absolute Pressure Sensor	6.5L	Base, SLE, SLT		PRS8205HU-D
K3500	Ignition Coil	5.7L, 7.4L	Sierra SL, Sierra SLE, Sierra SLT		IGC0104
Safari	Ignition Coil	4.3L	SL, SLE, SLT, SLX		IGC0104
Savana 1500	Ignition Coil	4.3L, 5.0L, 5.7L	Base, SLE		IGC0104
Savana 2500	Ignition Coil	4.3L, 5.0L, 5.7L	Base, SLE		IGC0104
Savana 3500	Ignition Coil	5.7L, 7.4L	Base, SLE		IGC0104
Sonoma	Ignition Coil	2.2L	SL, SLE, SLS		IGC0102
Sonoma	Ignition Coil	4.3L	SL, SLE, SLS		IGC0104
Sonoma	Engine Water Pump	2.2L	SL, SLE, SLS	Gasket, Actual OE	WUP0010
Yukon	Ignition Coil	5.7L	SLE, SLT		IGC0104
<b>1999 GMC</b>					
C1500	Ignition Coil	5.0L, 5.7L	Sierra SL, Sierra SLE, Sierra SLT		IGC0104
C1500 Suburban	Ignition Coil	5.7L	Base, SLE, SLT		IGC0104
C2500	Ignition Coil	5.0L, 5.7L, 7.4L	Sierra SL, Sierra SLE, Sierra SLT		IGC0104
C2500 Suburban	Ignition Coil	5.7L, 7.4L	Base, SLE, SLT		IGC0104
C3500	Ignition Coil	5.7L, 7.4L	Sierra SL, Sierra SLE, Sierra SLT		IGC0104
Jimmy	Ignition Coil	4.3L	Envoy, SL, SLE, SLS, SLT		IGC0104
K1500	Ignition Coil	5.0L, 5.7L	Sierra SL, Sierra SLE, Sierra SLT		IGC0104
K1500 Suburban	Ignition Coil	5.7L	Base, SLE, SLT		IGC0104
K1500 Suburban	Manifold Absolute Pressure Sensor	6.5L	Base, SLE, SLT		PRS8205HU-D
K2500	Ignition Coil	5.7L, 7.4L	Sierra SL, Sierra SLE, Sierra SLT		IGC0104
K2500 Suburban	Ignition Coil	5.7L, 7.4L	Base, SLE, SLT		IGC0104
K3500	Ignition Coil	5.7L, 7.4L	Sierra SL, Sierra SLE, Sierra SLT		IGC0104
Safari	Ignition Coil	4.3L	SL, SLE, SLT		IGC0104
Savana 1500	Ignition Coil	4.3L, 5.0L, 5.7L	Base, SLE		IGC0104
Savana 2500	Ignition Coil	4.3L, 5.0L, 5.7L	Base, SLE		IGC0104
Savana 3500	Ignition Coil	5.7L, 7.4L	Base, SLE		IGC0104
Sierra 1500	Ignition Coil	4.3L	SL, SLE, SLT		IGC0104
Sierra 1500	Ignition Coil	4.8L, 5.3L	SL, SLE, SLT	w/ Round Type Coil	IGC0127
Sierra 1500	Ignition Coil	4.8L, 5.3L	SL, SLE, SLT	w/ Square Type Coil	IGC0131

Vehicle	Part Type	Engine Size	Trim	Note(s)	Part Number
<b>1999 GMC (cont'd)</b>					
Sierra 2500	Ignition Coil	5.3L, 6.0L	SL, SLE, SLT	w/ Round Type Coil	IGC0127
Sierra 2500	Ignition Coil	5.3L, 6.0L	SL, SLE, SLT	w/ Square Type Coil	IGC0131
Sonoma	Ignition Coil	2.2L	SL, SLE, SLS		IGC0102
Sonoma	Ignition Coil	4.3L	SL, SLE, SLS		IGC0104
Sonoma	Engine Water Pump	2.2L	SL, SLE, SLS	Gasket, Actual OE	WUP0010
Yukon	Ignition Coil	5.7L	Denali, SLE, SLT		IGC0104
<b>2000 GMC</b>					
C2500	Ignition Coil	5.7L, 7.4L	Sierra SL, Sierra SLE, Sierra SLT		IGC0104
C3500	Ignition Coil	5.7L, 7.4L	Sierra SL, Sierra SLE, Sierra SLT		IGC0104
Jimmy	Ignition Coil	4.3L	Diamond Edition, Envoy, SLE, SLS, SLT		IGC0104
K2500	Ignition Coil	5.7L, 7.4L	Sierra SL, Sierra SLE, Sierra SLT		IGC0104
K3500	Ignition Coil	5.7L, 7.4L	Sierra SL, Sierra SLE, Sierra SLT		IGC0104
Safari	Ignition Coil	4.3L	SL, SLE, SLT		IGC0104
Savana 1500	Ignition Coil	4.3L, 5.0L, 5.7L	Base, SLE		IGC0104
Savana 2500	Ignition Coil	4.3L, 5.0L, 5.7L	Base, SLE		IGC0104
Savana 3500	Ignition Coil	5.7L, 7.4L	Base, SLE		IGC0104
Sierra 1500	Ignition Coil	4.3L	SL, SLE, SLT		IGC0104
Sierra 1500	Ignition Coil	4.8L, 5.3L	SL, SLE, SLT	w/ Round Type Coil	IGC0127
Sierra 1500	Ignition Coil	4.8L, 5.3L	SL, SLE, SLT	w/ Square Type Coil	IGC0131
Sierra 2500	Ignition Coil	5.3L, 6.0L	SL, SLE, SLT	w/ Round Type Coil	IGC0127
Sierra 2500	Ignition Coil	5.3L, 6.0L	SL, SLE, SLT	w/ Square Type Coil	IGC0131
Sonoma	Ignition Coil	2.2L	SL, SLE, SLS		IGC0102
Sonoma	Ignition Coil	4.3L	SL, SLE, SLS		IGC0104
Sonoma	Engine Water Pump	2.2L	SL, SLE, SLS	Gasket, Actual OE	WUP0010
Yukon	Ignition Coil	5.7L	Denali		IGC0104
Yukon	Ignition Coil	4.8L, 5.3L	SLE, SLT	w/ Round Type Coil	IGC0127
Yukon	Ignition Coil	4.8L, 5.3L	SLE, SLT	w/ Square Type Coil	IGC0131
Yukon XL 1500	Ignition Coil	5.3L	SLE, SLT	w/ Round Type Coil	IGC0127

Vehicle	Part Type	Engine Size	Trim	Note(s)	Part Number
<b>2000 GMC (cont'd)</b>					
Yukon XL 1500	Ignition Coil	5.3L	SLE, SLT	w/ Square Type Coil	IGC0131
Yukon XL 2500	Ignition Coil	6.0L	SLE, SLT	w/ Round Type Coil	IGC0127
Yukon XL 2500	Ignition Coil	6.0L	SLE, SLT	w/ Square Type Coil	IGC0131
<b>2001 GMC</b>					
Jimmy	Ignition Coil	4.3L	Diamond Edition, SL, SLE, SLS, SLT		IGC0104
Safari	Ignition Coil	4.3L	SL, SLE, SLT		IGC0104
Savana 1500	Ignition Coil	4.3L, 5.0L, 5.7L	Base, SLT		IGC0104
Savana 2500	Ignition Coil	4.3L, 5.0L, 5.7L	Base, SLT		IGC0104
Savana 3500	Ignition Coil	5.7L	Base, SLT		IGC0104
Sierra 1500	Ignition Coil	4.3L	SL, SLE, SLT		IGC0104
Sierra 1500	Ignition Coil	4.8L, 5.3L, 6.0L	C3, SL, SLE, SLT	w/ Round Type Coil	IGC0127
Sierra 1500	Ignition Coil	4.8L, 5.3L, 6.0L	C3, SL, SLE, SLT	w/ Square Type Coil	IGC0131
Sierra 1500 HD	Ignition Coil	6.0L	SLE, SLT	w/ Round Type Coil	IGC0127
Sierra 1500 HD	Ignition Coil	6.0L	SLE, SLT	w/ Square Type Coil	IGC0131
Sierra 2500	Ignition Coil	6.0L	SL, SLE, SLT	w/ Round Type Coil	IGC0127
Sierra 2500	Ignition Coil	6.0L	SL, SLE, SLT	w/ Square Type Coil	IGC0131
Sierra 2500 HD	Ignition Coil	6.0L	SL, SLE, SLT	w/ Round Type Coil	IGC0127
Sierra 2500 HD	Ignition Coil	6.0L	SL, SLE, SLT	w/ Square Type Coil	IGC0131
Sierra 2500 HD	Mass Air Flow Sensor	6.6L	SL, SLE, SLT	Actual OE	MAF0081
Sierra 2500 HD	Engine Oil Level Sensor	6.6L	SL, SLE, SLT	4WD	OLS0001
Sierra 2500 HD	Engine Oil Level Sensor	6.6L	SL, SLE, SLT	RWD	OLS0001
Sierra 2500 HD	Starter Motor	6.6L	SL, SLE, SLT	Actual OE	STR0023
Sierra 3500	Ignition Coil	6.0L	SL, SLE, SLT	w/ Round Type Coil	IGC0127
Sierra 3500	Ignition Coil	6.0L	SL, SLE, SLT	w/ Square Type Coil	IGC0131
Sierra 3500	Mass Air Flow Sensor	6.6L	SL, SLE, SLT	Actual OE	MAF0081
Sierra 3500	Engine Oil Level Sensor	6.6L	SL, SLE, SLT	4WD	OLS0001



Vehicle	Part Type	Engine Size	Trim	Note(s)	Part Number
<b>2001 GMC (cont'd)</b>					
Sierra 3500	Engine Oil Level Sensor	6.6L	SL, SLE, SLT	RWD	OLS0001
Sierra 3500	Starter Motor	6.6L	SL, SLE, SLT	Actual OE	STR0023
Sonoma	Ignition Coil	2.2L	SL, SLE, SLS		IGC0102
Sonoma	Ignition Coil	4.3L	SL, SLE, SLS		IGC0104
Sonoma	Engine Water Pump	2.2L	SL, SLS	Gasket, Actual OE	WUP0010
Yukon	Ignition Coil	4.8L, 5.3L, 6.0L	Denali, SLE, SLT	w/ Round Type Coil	IGC0127
Yukon	Ignition Coil	4.8L, 5.3L, 6.0L	Denali, SLE, SLT	w/ Square Type Coil	IGC0131
Yukon XL 1500	Ignition Coil	5.3L, 6.0L	Denali, SLE, SLT	w/ Round Type Coil	IGC0127
Yukon XL 1500	Ignition Coil	5.3L, 6.0L	Denali, SLE, SLT	w/ Square Type Coil	IGC0131
Yukon XL 2500	Ignition Coil	6.0L	SLE, SLT	w/ Round Type Coil	IGC0127
Yukon XL 2500	Ignition Coil	6.0L	SLE, SLT	w/ Square Type Coil	IGC0131
<b>2002 GMC</b>					
Envoy	Ignition Coil	4.2L	SLE, SLT		IGC0137
Envoy XL	Ignition Coil	4.2L	SLE, SLT		IGC0137
Safari	Ignition Coil	4.3L	SL, SLE, SLT		IGC0104
Savana 1500	Ignition Coil	4.3L, 5.0L, 5.7L	Base, SLT		IGC0104
Savana 2500	Ignition Coil	4.3L, 5.0L, 5.7L	Base, SLT		IGC0104
Savana 3500	Ignition Coil	5.7L	Base, SLT		IGC0104
Sierra 1500	Fuel Injection Throttle Body	6.0L	Denali	With Traction Control, Gasket, Actual OE	ETB0019
Sierra 1500	Ignition Coil	4.3L	Base, HT, SL, SLE, SLT, WT		IGC0104
Sierra 1500	Ignition Coil	4.8L, 5.3L, 6.0L	Base, Denali, HT, SL, SLE, SLT, WT	w/ Round Type Coil	IGC0127
Sierra 1500	Ignition Coil	4.8L, 5.3L, 6.0L	Base, Denali, HT, SL, SLE, SLT, WT	w/ Square Type Coil	IGC0131
Sierra 1500 HD	Ignition Coil	6.0L	SLE, SLT	w/ Round Type Coil	IGC0127
Sierra 1500 HD	Ignition Coil	6.0L	SLE, SLT	w/ Square Type Coil	IGC0131
Sierra 2500	Ignition Coil	6.0L	Base, SL, SLE, SLT	w/ Round Type Coil	IGC0127
Sierra 2500	Ignition Coil	6.0L	Base, SL, SLE, SLT	w/ Square Type Coil	IGC0131
Sierra 2500 HD	Ignition Coil	6.0L	Base, SL, SLE, SLT	w/ Round Type Coil	IGC0127

Vehicle	Part Type	Engine Size	Trim	Note(s)	Part Number
<b>2002 GMC (cont'd)</b>					
Sierra 2500 HD	Ignition Coil	6.0L	Base, SL, SLE, SLT	w/ Square Type Coil	IGC0131
Sierra 2500 HD	Mass Air Flow Sensor	6.6L	Base, SL, SLE, SLT	Actual OE	MAF0081
Sierra 2500 HD	Engine Oil Level Sensor	6.6L	Base, SL, SLE, SLT	4WD	OLS0001
Sierra 2500 HD	Engine Oil Level Sensor	6.6L	Base, SL, SLE, SLT	RWD	OLS0001
Sierra 2500 HD	Starter Motor	6.6L	Base, SL, SLE, SLT	Actual OE	STR0023
Sierra 3500	Ignition Coil	6.0L	Base, SL, SLE, SLT	w/ Round Type Coil	IGC0127
Sierra 3500	Ignition Coil	6.0L	Base, SL, SLE, SLT	w/ Square Type Coil	IGC0131
Sierra 3500	Mass Air Flow Sensor	6.6L	Base, SL, SLE, SLT	Actual OE	MAF0081
Sierra 3500	Engine Oil Level Sensor	6.6L	Base, SL, SLE, SLT	4WD	OLS0001
Sierra 3500	Engine Oil Level Sensor	6.6L	Base, SL, SLE, SLT	RWD	OLS0001
Sierra 3500	Starter Motor	6.6L	Base, SL, SLE, SLT	Actual OE	STR0023
Sonoma	Ignition Coil	2.2L	SL, SLS		IGC0102
Sonoma	Ignition Coil	4.3L	SL, SLS		IGC0104
Sonoma	Engine Water Pump	2.2L	SL, SLS	Gasket, Actual OE	WUP0010
Yukon	Fuel Injection Throttle Body	6.0L	Denali	With Traction Control, Gasket, Actual OE	ETB0019
Yukon	Ignition Coil	4.8L, 5.3L, 6.0L	Denali, SLE, SLT	w/ Round Type Coil	IGC0127
Yukon	Ignition Coil	4.8L, 5.3L, 6.0L	Denali, SLE, SLT	w/ Square Type Coil	IGC0131
Yukon XL 1500	Ignition Coil	5.3L, 6.0L	Denali, SLE, SLT	w/ Round Type Coil	IGC0127
Yukon XL 1500	Ignition Coil	5.3L, 6.0L	Denali, SLE, SLT	w/ Square Type Coil	IGC0131
Yukon XL 2500	Ignition Coil	6.0L	SLE, SLT	w/ Round Type Coil	IGC0127
Yukon XL 2500	Ignition Coil	6.0L	SLE, SLT	w/ Square Type Coil	IGC0131
<b>2003 GMC</b>					
Envoy	Fuel Injection Throttle Body	4.2L	SLE, SLT		ETB0075
Envoy	Ignition Coil	4.2L	SLE, SLT		IGC0137
Envoy XL	Fuel Injection Throttle Body	5.3L	SLE, SLT	Gasket, Actual OE	ETB0019
Envoy XL	Fuel Injection Throttle Body	4.2L	SLE, SLT		ETB0075

Vehicle	Part Type	Engine Size	Trim	Note(s)	Part Number
<b>2003 GMC (cont'd)</b>					
Envoy XL	Ignition Coil	5.3L	SLE, SLT	w/ Round Type Coil	IGC0127
Envoy XL	Ignition Coil	4.2L	SLE, SLT		IGC0137
Safari	Ignition Coil	4.3L	Base, SLE, SLT		IGC0104
Savana 1500	Ignition Coil	4.3L	Base, SLE		IGC0104
Savana 1500	Ignition Coil	5.3L	Base, SLE	w/ Round Type Coil	IGC0127
Savana 2500	Ignition Coil	4.3L	Base, SLE		IGC0104
Savana 2500	Ignition Coil	4.8L, 5.3L, 6.0L	Base, SLE	w/ Round Type Coil	IGC0127
Savana 3500	Ignition Coil	6.0L	Base, SLE	w/ Round Type Coil	IGC0127
Sierra 1500	Fuel Injection Throttle Body	4.8L, 5.3L, 6.0L	Base, Denali, SL, SLE, SLT, WT	Gasket, Actual OE	ETB0019
Sierra 1500	Ignition Coil	4.3L	Base, SL, SLE, SLT, WT		IGC0104
Sierra 1500	Ignition Coil	4.8L, 5.3L, 6.0L	Base, Denali, SL, SLE, SLT, WT	w/ Round Type Coil	IGC0127
Sierra 1500	Ignition Coil	4.8L, 5.3L, 6.0L	Base, Denali, SL, SLE, SLT, WT	w/ Square Type Coil	IGC0131
Sierra 1500 HD	Fuel Injection Throttle Body	6.0L	SLE, SLT	Gasket, Actual OE	ETB0019
Sierra 1500 HD	Ignition Coil	6.0L	SLE, SLT	w/ Round Type Coil	IGC0127
Sierra 1500 HD	Ignition Coil	6.0L	SLE, SLT	w/ Square Type Coil	IGC0131
Sierra 2500	Fuel Injection Throttle Body	6.0L	Base, SLE, SLT, WT	Gasket, Actual OE	ETB0019
Sierra 2500	Ignition Coil	6.0L	Base, SLE, SLT, WT	w/ Round Type Coil	IGC0127
Sierra 2500	Ignition Coil	6.0L	Base, SLE, SLT, WT	w/ Square Type Coil	IGC0131
Sierra 2500 HD	Fuel Injection Throttle Body	6.0L	Base, SLE, SLT, WT	Gasket, Actual OE	ETB0019
Sierra 2500 HD	Fuel Injection Throttle Body	8.1L	Base, SLE, SLT, WT	Actual OE	ETB0022
Sierra 2500 HD	Ignition Coil	6.0L	Base, SLE, SLT, WT	w/ Round Type Coil	IGC0127
Sierra 2500 HD	Ignition Coil	6.0L, 8.1L	Base, SLE, SLT, WT	w/ Square Type Coil	IGC0131
Sierra 2500 HD	Mass Air Flow Sensor	6.6L	Base, SLE, SLT, WT	Actual OE	MAF0081
Sierra 2500 HD	Engine Oil Level Sensor	6.6L	Base, SLE, SLT, WT	4WD	OLS0001
Sierra 2500 HD	Engine Oil Level Sensor	6.6L	Base, SLE, SLT, WT	RWD	OLS0001
Sierra 2500 HD	Starter Motor	6.6L	Base, SLE, SLT, WT	Actual OE	STR0023
Sierra 3500	Fuel Injection Throttle Body	6.0L	Base, SLE, SLT	Gasket, Actual OE	ETB0019

Vehicle	Part Type	Engine Size	Trim	Note(s)	Part Number
<b>2003 GMC (cont'd)</b>					
Sierra 3500	Fuel Injection Throttle Body	8.1L	Base, SLE, SLT	Actual OE	ETB0022
Sierra 3500	Ignition Coil	6.0L	Base, SLE, SLT	w/ Round Type Coil	IGC0127
Sierra 3500	Ignition Coil	6.0L, 8.1L	Base, SLE, SLT	w/ Square Type Coil	IGC0131
Sierra 3500	Mass Air Flow Sensor	6.6L	Base, SLE, SLT	Actual OE	MAF0081
Sierra 3500	Engine Oil Level Sensor	6.6L	Base, SLE, SLT	4WD	OLS0001
Sierra 3500	Engine Oil Level Sensor	6.6L	Base, SLE, SLT	RWD	OLS0001
Sierra 3500	Starter Motor	6.6L	Base, SLE, SLT	Actual OE	STR0023
Sonoma	Ignition Coil	2.2L	SL, SLS		IGC0102
Sonoma	Ignition Coil	4.3L	SL, SLS		IGC0104
Sonoma	Engine Water Pump	2.2L	SL, SLS	Gasket, Actual OE	WUP0010
Yukon	Fuel Injection Throttle Body	4.8L, 5.3L, 6.0L	Denali, SLE, SLT	Gasket, Actual OE	ETB0019
Yukon	Ignition Coil	4.8L, 5.3L, 6.0L	Denali, SLE, SLT	w/ Round Type Coil	IGC0127
Yukon	Ignition Coil	4.8L, 5.3L, 6.0L	Denali, SLE, SLT	w/ Square Type Coil	IGC0131
Yukon XL 1500	Fuel Injection Throttle Body	5.3L, 6.0L	Denali, SLE, SLT	Gasket, Actual OE	ETB0019
Yukon XL 1500	Ignition Coil	5.3L, 6.0L	Denali, SLE, SLT	w/ Round Type Coil	IGC0127
Yukon XL 1500	Ignition Coil	5.3L, 6.0L	Denali, SLE, SLT	w/ Square Type Coil	IGC0131
Yukon XL 2500	Fuel Injection Throttle Body	6.0L	SLE, SLT	Gasket, Actual OE	ETB0019
Yukon XL 2500	Fuel Injection Throttle Body	8.1L	SLE, SLT	Actual OE	ETB0022
Yukon XL 2500	Ignition Coil	6.0L	SLE, SLT	w/ Round Type Coil	IGC0127
Yukon XL 2500	Ignition Coil	6.0L, 8.1L	SLE, SLT	w/ Square Type Coil	IGC0131
<b>2004 GMC</b>					
Canyon	Fuel Injection Throttle Body	3.5L	SL, SLE, Z71 Fleet, Z71 SL, Z71 SLE, Z85 SL, Z85 SLE		ETB0075
Canyon	Ignition Coil	2.8L, 3.5L	SL, SLE, Z71 Fleet, Z71 SL, Z71 SLE, Z85 SL, Z85 SLE		IGC0137
Canyon	Mass Air Flow Sensor	2.8L, 3.5L	SL, SLE, Z71 Fleet, Z71 SL, Z71 SLE, Z85 SL, Z85 SLE	Actual OE	MAF0013
Envoy	Fuel Injection Throttle Body	4.2L	SLE, SLT		ETB0075

Vehicle	Part Type	Engine Size	Trim	Note(s)	Part Number
<b>2004 GMC (cont'd)</b>					
Envoy	Ignition Coil	4.2L	SLE, SLT		IGC0137
Envoy XL	Fuel Injection Throttle Body	5.3L	SLE, SLT	Gasket, Actual OE	ETB0019
Envoy XL	Fuel Injection Throttle Body	4.2L	SLE, SLT		ETB0075
Envoy XL	Ignition Coil	5.3L	SLE, SLT	w/ Round Type Coil	IGC0127
Envoy XL	Ignition Coil	4.2L	SLE, SLT		IGC0137
Envoy XUV	Fuel Injection Throttle Body	5.3L	SLE, SLT	Gasket, Actual OE	ETB0019
Envoy XUV	Fuel Injection Throttle Body	4.2L	SLE, SLT		ETB0075
Envoy XUV	Ignition Coil	5.3L	SLE, SLT	w/ Round Type Coil	IGC0127
Envoy XUV	Ignition Coil	4.2L	SLE, SLT		IGC0137
Safari	Ignition Coil	4.3L	Base, SLE, SLT		IGC0104
Savana 1500	Ignition Coil	4.3L	Base, SLE		IGC0104
Savana 1500	Ignition Coil	5.3L	Base, SLE	w/ Round Type Coil	IGC0127
Savana 2500	Fuel Injection Throttle Body	6.0L	Base, SLE	w/ Electronic Throttle Control (KUP), Gasket, Actual OE	ETB0019
Savana 2500	Ignition Coil	4.3L	Base, SLE		IGC0104
Savana 2500	Ignition Coil	4.8L, 5.3L, 6.0L	Base, SLE	w/ Round Type Coil	IGC0127
Savana 3500	Fuel Injection Throttle Body	6.0L	Base, SLE	w/ Electronic Throttle Control (KUP), Gasket, Actual OE	ETB0019
Savana 3500	Ignition Coil	4.8L, 6.0L	Base, SLE	w/ Round Type Coil	IGC0127
Sierra 1500	Fuel Injection Throttle Body	4.8L, 5.3L, 6.0L	Base, Denali, SLE, SLT, WT	Gasket, Actual OE	ETB0019
Sierra 1500	Ignition Coil	4.3L	Base, SLE, SLT, WT		IGC0104
Sierra 1500	Ignition Coil	4.8L, 5.3L, 6.0L	Base, Denali, SLE, SLT, WT	w/ Round Type Coil	IGC0127
Sierra 1500	Ignition Coil	4.8L, 5.3L, 6.0L	Base, Denali, SLE, SLT, WT	w/ Square Type Coil	IGC0131
Sierra 2500	Fuel Injection Throttle Body	6.0L	Base, SLE, SLT, WT	Gasket, Actual OE	ETB0019
Sierra 2500	Ignition Coil	6.0L	Base, SLE, SLT, WT	w/ Round Type Coil	IGC0127
Sierra 2500	Ignition Coil	6.0L	Base, SLE, SLT, WT	w/ Square Type Coil	IGC0131
Sierra 2500 HD	Fuel Injection Throttle Body	6.0L	Base, SLE, SLT, WT	Gasket, Actual OE	ETB0019
Sierra 2500 HD	Fuel Injection Throttle Body	8.1L	Base, SLE, SLT, WT	Actual OE	ETB0022

Vehicle	Part Type	Engine Size	Trim	Note(s)	Part Number
<b>2004 GMC (cont'd)</b>					
Sierra 2500 HD	Ignition Coil	6.0L	Base, SLE, SLT, WT	w/ Round Type Coil	IGC0127
Sierra 2500 HD	Ignition Coil	6.0L, 8.1L	Base, SLE, SLT, WT	w/ Square Type Coil	IGC0131
Sierra 2500 HD	Mass Air Flow Sensor	6.6L	Base, SLE, SLT, WT	Actual OE	MAF0081
Sierra 2500 HD	Engine Oil Level Sensor	6.6L	Base, SLE, SLT, WT	4WD	OLS0001
Sierra 2500 HD	Engine Oil Level Sensor	6.6L	Base, SLE, SLT, WT	RWD	OLS0001
Sierra 2500 HD	Starter Motor	6.6L	Base, SLE, SLT, WT	Actual OE	STR0023
Sierra 3500	Fuel Injection Throttle Body	6.0L	Base, SLE, SLT, WT	Gasket, Actual OE	ETB0019
Sierra 3500	Fuel Injection Throttle Body	8.1L	Base, SLE, SLT, WT	Actual OE	ETB0022
Sierra 3500	Ignition Coil	6.0L	Base, SLE, SLT, WT	w/ Round Type Coil	IGC0127
Sierra 3500	Ignition Coil	6.0L, 8.1L	Base, SLE, SLT, WT	w/ Square Type Coil	IGC0131
Sierra 3500	Mass Air Flow Sensor	6.6L	Base, SLE, SLT, WT	Actual OE	MAF0081
Sierra 3500	Engine Oil Level Sensor	6.6L	Base, SLE, SLT, WT	4WD	OLS0001
Sierra 3500	Engine Oil Level Sensor	6.6L	Base, SLE, SLT, WT	RWD	OLS0001
Sierra 3500	Starter Motor	6.6L	Base, SLE, SLT, WT	Actual OE	STR0023
Sonoma	Ignition Coil	4.3L	SL, SLS		IGC0104
Yukon	Fuel Injection Throttle Body	4.8L, 5.3L, 6.0L	Denali, SLE, SLT	Gasket, Actual OE	ETB0019
Yukon	Ignition Coil	4.8L, 5.3L, 6.0L	Denali, SLE, SLT	w/ Round Type Coil	IGC0127
Yukon	Ignition Coil	4.8L, 5.3L, 6.0L	Denali, SLE, SLT	w/ Square Type Coil	IGC0131
Yukon XL 1500	Fuel Injection Throttle Body	5.3L, 6.0L	Denali, SLE, SLT	Gasket, Actual OE	ETB0019
Yukon XL 1500	Ignition Coil	5.3L, 6.0L	Denali, SLE, SLT	w/ Round Type Coil	IGC0127
Yukon XL 1500	Ignition Coil	5.3L, 6.0L	Denali, SLE, SLT	w/ Square Type Coil	IGC0131
Yukon XL 2500	Fuel Injection Throttle Body	6.0L	SLE, SLT	Gasket, Actual OE	ETB0019
Yukon XL 2500	Fuel Injection Throttle Body	8.1L	SLE, SLT	Actual OE	ETB0022
Yukon XL 2500	Ignition Coil	6.0L	SLE, SLT	w/ Round Type Coil	IGC0127
Yukon XL 2500	Ignition Coil	6.0L, 8.1L	SLE, SLT	w/ Square Type Coil	IGC0131

Vehicle	Part Type	Engine Size	Trim	Note(s)	Part Number
<b>2005 GMC</b>					
Canyon	Fuel Injection Throttle Body	3.5L	Z71 Fleet, Z71 SL, Z71 SLE, Z85 SL, Z85 SLE		ETB0075
Canyon	Ignition Coil	2.8L, 3.5L	Z71 Fleet, Z71 SL, Z71 SLE, Z85 SL, Z85 SLE		IGC0137
Canyon	Mass Air Flow Sensor	2.8L, 3.5L	Z71 Fleet, Z71 SL, Z71 SLE, Z85 SL, Z85 SLE	Actual OE	MAF0013
Envoy	Fuel Injection Throttle Body	5.3L	Denali	Gasket	ETB0024
Envoy	Fuel Injection Throttle Body	4.2L	SLE, SLT		ETB0075
Envoy	Ignition Coil	4.2L	SLE, SLT		IGC0137
Envoy	Ignition Coil	5.3L	Denali	w/ Square Type Coil	IGC0150
Envoy	Ignition Coil	5.3L	Denali	w/ Round Type Coil	IGC0151
Envoy XL	Fuel Injection Throttle Body	5.3L	Denali, SLE, SLT	Gasket	ETB0024
Envoy XL	Fuel Injection Throttle Body	4.2L	SLE, SLT		ETB0075
Envoy XL	Ignition Coil	4.2L	SLE, SLT		IGC0137
Envoy XL	Ignition Coil	5.3L	Denali, SLE, SLT	w/ Square Type Coil	IGC0150
Envoy XL	Ignition Coil	5.3L	Denali, SLE, SLT	w/ Round Type Coil	IGC0151
Envoy XUV	Fuel Injection Throttle Body	5.3L	SLE, SLT	Gasket	ETB0024
Envoy XUV	Fuel Injection Throttle Body	4.2L	SLE, SLT		ETB0075
Envoy XUV	Ignition Coil	4.2L	SLE, SLT		IGC0137
Envoy XUV	Ignition Coil	5.3L	SLE, SLT	w/ Square Type Coil	IGC0150
Envoy XUV	Ignition Coil	5.3L	SLE, SLT	w/ Round Type Coil	IGC0151
Safari	Ignition Coil	4.3L	Base, SLE, SLT		IGC0104
Savana 1500	Ignition Coil	4.3L	Base, SLE		IGC0104
Savana 1500	Ignition Coil	5.3L	Base, SLE	w/ Round Type Coil	IGC0127
Savana 2500	Fuel Injection Throttle Body	6.0L	Base, SLE	w/ Electronic Throttle Control (KUP), Gasket, Actual OE	ETB0019
Savana 2500	Ignition Coil	4.3L	Base, SLE		IGC0104
Savana 2500	Ignition Coil	4.8L, 5.3L, 6.0L	Base, SLE	w/ Round Type Coil	IGC0127
Savana 3500	Fuel Injection Throttle Body	6.0L	Base, SLE	w/ Electronic Throttle Control (KUP), Gasket, Actual OE	ETB0019

Vehicle	Part Type	Engine Size	Trim	Note(s)	Part Number
<b>2005 GMC (cont'd)</b>					
Savana 3500	Ignition Coil	4.8L, 6.0L	Base, SLE	w/ Round Type Coil	IGC0127
Sierra 1500	Fuel Injection Throttle Body	4.8L, 5.3L, 6.0L	Base, Denali, Hybrid, SLE, SLT, WT	Gasket, Actual OE	ETB0019
Sierra 1500	Ignition Coil	4.3L	Base, WT		IGC0104
Sierra 1500	Ignition Coil	4.8L, 5.3L, 6.0L	Base, Denali, Hybrid, SLE, SLT, WT	w/ Round Type Coil	IGC0127
Sierra 1500	Ignition Coil	4.8L, 5.3L, 6.0L	Base, Denali, Hybrid, SLE, SLT, WT	w/ Square Type Coil	IGC0131
Sierra 1500 HD	Fuel Injection Throttle Body	6.0L	SLE, SLT	Gasket, Actual OE	ETB0019
Sierra 1500 HD	Ignition Coil	6.0L	SLE, SLT	w/ Round Type Coil	IGC0127
Sierra 1500 HD	Ignition Coil	6.0L	SLE, SLT	w/ Square Type Coil	IGC0131
Sierra 2500 HD	Fuel Injection Throttle Body	6.0L	Base, SLE, SLT, WT	Gasket, Actual OE	ETB0019
Sierra 2500 HD	Fuel Injection Throttle Body	8.1L	Base, SLE, SLT, WT	Actual OE	ETB0022
Sierra 2500 HD	Ignition Coil	6.0L	Base, SLE, SLT, WT	w/ Round Type Coil	IGC0127
Sierra 2500 HD	Ignition Coil	6.0L, 8.1L	Base, SLE, SLT, WT	w/ Square Type Coil	IGC0131
Sierra 2500 HD	Mass Air Flow Sensor	6.6L	Base, SLE, SLT, WT	Actual OE	MAF0081
Sierra 2500 HD	Engine Oil Level Sensor	6.6L	Base, SLE, SLT, WT	4WD	OLS0001
Sierra 2500 HD	Engine Oil Level Sensor	6.6L	Base, SLE, SLT, WT	RWD	OLS0001
Sierra 2500 HD	Starter Motor	6.6L	Base, SLE, SLT, WT	Actual OE	STR0023
Sierra 3500	Fuel Injection Throttle Body	6.0L	Base, SLE, SLT, WT	Gasket, Actual OE	ETB0019
Sierra 3500	Fuel Injection Throttle Body	8.1L	Base, SLE, SLT, WT	Actual OE	ETB0022
Sierra 3500	Ignition Coil	6.0L	Base, SLE, SLT, WT	w/ Round Type Coil	IGC0127
Sierra 3500	Ignition Coil	6.0L, 8.1L	Base, SLE, SLT, WT	w/ Square Type Coil	IGC0131
Sierra 3500	Mass Air Flow Sensor	6.6L	Base, SLE, SLT, WT	Actual OE	MAF0081
Sierra 3500	Engine Oil Level Sensor	6.6L	Base, SLE, SLT, WT	4WD	OLS0001
Sierra 3500	Engine Oil Level Sensor	6.6L	Base, SLE, SLT, WT	RWD	OLS0001
Sierra 3500	Starter Motor	6.6L	Base, SLE, SLT, WT	Actual OE	STR0023
Yukon	Fuel Injection Throttle Body	4.8L, 5.3L, 6.0L	Denali, SLE, SLT	Gasket, Actual OE	ETB0019
Yukon	Ignition Coil	4.8L, 5.3L, 6.0L	Denali, SLE, SLT	w/ Round Type Coil	IGC0127



Vehicle	Part Type	Engine Size	Trim	Note(s)	Part Number
<b>2005 GMC (cont'd)</b>					
Yukon	Ignition Coil	4.8L, 5.3L, 6.0L	Denali, SLE, SLT	w/ Square Type Coil	IGC0131
Yukon XL 1500	Fuel Injection Throttle Body	5.3L, 6.0L	Denali, SLE, SLT	Gasket, Actual OE	ETB0019
Yukon XL 1500	Ignition Coil	5.3L, 6.0L	Denali, SLE, SLT	w/ Round Type Coil	IGC0127
Yukon XL 1500	Ignition Coil	5.3L, 6.0L	Denali, SLE, SLT	w/ Square Type Coil	IGC0131
Yukon XL 2500	Fuel Injection Throttle Body	6.0L	SLE, SLT	Gasket, Actual OE	ETB0019
Yukon XL 2500	Fuel Injection Throttle Body	8.1L	SLE, SLT	Actual OE	ETB0022
Yukon XL 2500	Ignition Coil	6.0L	SLE, SLT	w/ Round Type Coil	IGC0127
Yukon XL 2500	Ignition Coil	6.0L, 8.1L	SLE, SLT	w/ Square Type Coil	IGC0131
<b>2006 GMC</b>					
Canyon	Fuel Injection Throttle Body	3.5L	SLE, SLT, WT		ETB0075
Canyon	Ignition Coil	2.8L, 3.5L	SL, SLE, SLT, WT		IGC0137
Canyon	Mass Air Flow Sensor	2.8L, 3.5L	SL, SLE, SLT, WT	Actual OE	MAF0013
Envoy	Fuel Injection Throttle Body	5.3L	Denali	Gasket	ETB0024
Envoy	Fuel Injection Throttle Body	4.2L	SLE, SLT		ETB0075
Envoy	Ignition Coil	5.3L	Denali	w/ Square Type Coil	IGC0150
Envoy	Ignition Coil	5.3L	Denali	w/ Round Type Coil	IGC0151
Envoy	Mass Air Flow Sensor	4.2L	SLE, SLT	Actual OE, 5 Pins	MAF0034
Envoy XL	Fuel Injection Throttle Body	5.3L	Denali	Gasket	ETB0024
Envoy XL	Fuel Injection Throttle Body	4.2L	SLE, SLT		ETB0075
Envoy XL	Ignition Coil	5.3L	Denali	w/ Square Type Coil	IGC0150
Envoy XL	Ignition Coil	5.3L	Denali	w/ Round Type Coil	IGC0151
Envoy XL	Mass Air Flow Sensor	4.2L	SLE, SLT	Actual OE, 5 Pins	MAF0034
Savana 1500	Ignition Coil	4.3L	Base, LS, LT		IGC0104
Savana 1500	Ignition Coil	5.3L	Base, LS, LT	w/ Round Type Coil	IGC0127
Savana 2500	Fuel Injection Throttle Body	6.0L	Base	w/ Electronic Throttle Control (KUP), Gasket, Actual OE	ETB0019

Vehicle	Part Type	Engine Size	Trim	Note(s)	Part Number
<b>2006 GMC (cont'd)</b>					
Savana 2500	Ignition Coil	4.8L, 6.0L	Base	w/ Round Type Coil	IGC0127
Savana 2500	Mass Air Flow Sensor	6.6L	Base	DIESEL, Actual OE	MAF0081
Savana 2500	Engine Oil Level Sensor	6.6L	Base	RWD	OLS0001
Savana 2500	Starter Motor	6.6L	Base	Actual OE	STR0023
Savana 3500	Fuel Injection Throttle Body	6.0L	Base, LS, LT	w/ Electronic Throttle Control (KUP), Gasket, Actual OE	ETB0019
Savana 3500	Ignition Coil	4.8L, 6.0L	Base, LS, LT	w/ Round Type Coil	IGC0127
Savana 3500	Mass Air Flow Sensor	6.6L	Base	DIESEL, Actual OE	MAF0081
Savana 3500	Engine Oil Level Sensor	6.6L	Base	RWD	OLS0001
Savana 3500	Starter Motor	6.6L	Base	Actual OE	STR0023
Sierra 1500	Fuel Injection Throttle Body	4.8L, 5.3L, 6.0L	Denali, Hybrid, SL, SLE, SLT, WT	Gasket, Actual OE	ETB0019
Sierra 1500	Ignition Coil	4.3L	SL, WT		IGC0104
Sierra 1500	Ignition Coil	4.8L, 5.3L, 6.0L	Denali, Hybrid, SL, SLE, SLT, WT	w/ Round Type Coil	IGC0127
Sierra 1500	Ignition Coil	4.8L, 5.3L, 6.0L	Denali, Hybrid, SL, SLE, SLT, WT	w/ Square Type Coil	IGC0131
Sierra 1500 HD	Fuel Injection Throttle Body	6.0L	SLE, SLT	Gasket, Actual OE	ETB0019
Sierra 1500 HD	Ignition Coil	6.0L	SLE, SLT	w/ Round Type Coil	IGC0127
Sierra 1500 HD	Ignition Coil	6.0L	SLE, SLT	w/ Square Type Coil	IGC0131
Sierra 2500 HD	Fuel Injection Throttle Body	6.0L	SL, SLE, SLT, WT	Gasket, Actual OE	ETB0019
Sierra 2500 HD	Fuel Injection Throttle Body	8.1L	SL, SLE, SLT, WT	Actual OE	ETB0022
Sierra 2500 HD	Ignition Coil	6.0L	SL, SLE, SLT, WT	w/ Round Type Coil	IGC0127
Sierra 2500 HD	Ignition Coil	6.0L, 8.1L	SL, SLE, SLT, WT	w/ Square Type Coil	IGC0131
Sierra 2500 HD	Mass Air Flow Sensor	6.6L	SL, SLE, SLT, WT	Actual OE	MAF0081
Sierra 2500 HD	Engine Oil Level Sensor	6.6L	SL, SLE, SLT, WT	4WD	OLS0001
Sierra 2500 HD	Engine Oil Level Sensor	6.6L	SL, SLE, SLT, WT	RWD	OLS0001
Sierra 2500 HD	Starter Motor	6.6L	SL, SLE, SLT, WT	Actual OE	STR0023
Sierra 3500	Fuel Injection Throttle Body	6.0L	SL, SLE, SLT, WT	Gasket, Actual OE	ETB0019

Vehicle	Part Type	Engine Size	Trim	Note(s)	Part Number
<b>2006 GMC (cont'd)</b>					
Sierra 3500	Fuel Injection Throttle Body	8.1L	SL, SLE, SLT, WT	Actual OE	ETB0022
Sierra 3500	Ignition Coil	6.0L	SL, SLE, SLT, WT	w/ Round Type Coil	IGC0127
Sierra 3500	Ignition Coil	6.0L, 8.1L	SL, SLE, SLT, WT	w/ Square Type Coil	IGC0131
Sierra 3500	Mass Air Flow Sensor	6.6L	SL, SLE, SLT, WT	Actual OE	MAF0081
Sierra 3500	Engine Oil Level Sensor	6.6L	SL, SLE, SLT, WT	4WD	OLS0001
Sierra 3500	Engine Oil Level Sensor	6.6L	SL, SLE, SLT, WT	RWD	OLS0001
Sierra 3500	Starter Motor	6.6L	SL, SLE, SLT, WT	Actual OE	STR0023
Yukon	Fuel Injection Throttle Body	4.8L, 5.3L, 6.0L	Denali, SL, SLE, SLT	Gasket, Actual OE	ETB0019
Yukon	Ignition Coil	4.8L, 5.3L, 6.0L	Denali, SL, SLE, SLT	w/ Round Type Coil	IGC0127
Yukon	Ignition Coil	4.8L, 5.3L, 6.0L	Denali, SL, SLE, SLT	w/ Square Type Coil	IGC0131
Yukon XL 1500	Fuel Injection Throttle Body	5.3L, 6.0L	Denali, SL, SLE, SLT	Gasket, Actual OE	ETB0019
Yukon XL 1500	Ignition Coil	5.3L, 6.0L	Denali, SL, SLE, SLT	w/ Round Type Coil	IGC0127
Yukon XL 1500	Ignition Coil	5.3L, 6.0L	Denali, SL, SLE, SLT	w/ Square Type Coil	IGC0131
Yukon XL 2500	Fuel Injection Throttle Body	6.0L	SLE, SLT	Gasket, Actual OE	ETB0019
Yukon XL 2500	Fuel Injection Throttle Body	8.1L	SLE, SLT	Actual OE	ETB0022
Yukon XL 2500	Ignition Coil	6.0L	SLE, SLT	w/ Round Type Coil	IGC0127
Yukon XL 2500	Ignition Coil	6.0L, 8.1L	SLE, SLT	w/ Square Type Coil	IGC0131
<b>2007 GMC</b>					
Acadia	Fuel Injection Throttle Body	3.6L	Base, SLE, SLT		ETB0054
Acadia	Ignition Coil	3.6L	Base, SLE, SLT		IGC0173
Acadia	Manifold Absolute Pressure Sensor	3.6L	Base, SLE, SLT		PRS8212-HU
Canyon	Fuel Injection Throttle Body	3.7L	Base, SLE, SLT, WT		ETB0075
Canyon	Mass Air Flow Sensor	2.9L, 3.7L	Base, SL, SLE, SLT, WT	Actual OE, 5 Pins	MAF0034
Envoy	Fuel Injection Throttle Body	5.3L	Denali	Gasket	ETB0024
Envoy	Fuel Injection Throttle Body	4.2L	SLE, SLT		ETB0075

Vehicle	Part Type	Engine Size	Trim	Note(s)	Part Number
<b>2007 GMC (cont'd)</b>					
Envoy	Ignition Coil	5.3L	Denali	w/ Square Type Coil	IGC0150
Envoy	Ignition Coil	5.3L	Denali	w/ Round Type Coil	IGC0151
Envoy	Mass Air Flow Sensor	4.2L	SLE, SLT	Actual OE, 5 Pins	MAF0034
Savana 1500	Fuel Injection Throttle Body	5.3L	Base, LS, LT	Gasket, Actual OE	ETB0019
Savana 1500	Ignition Coil	4.3L	Base		IGC0104
Savana 1500	Ignition Coil	5.3L	Base, LS, LT	w/ Round Type Coil	IGC0127
Savana 2500	Fuel Injection Throttle Body	4.8L, 6.0L	Base, LS, LT	Gasket, Actual OE	ETB0019
Savana 2500	Ignition Coil	4.8L, 6.0L	Base, LS, LT	w/ Round Type Coil	IGC0127
Savana 2500	Mass Air Flow Sensor	6.6L	Base	LLY, Actual OE	MAF0081
Savana 2500	Mass Air Flow Sensor	6.6L	Base	LMM, Actual OE	MAF0084
Savana 2500	Engine Oil Level Sensor	6.6L	Base	RWD	OLS0001
Savana 2500	Starter Motor	6.6L	Base	Actual OE	STR0023
Savana 3500	Fuel Injection Throttle Body	4.8L, 6.0L	Base, LS, LT	Gasket, Actual OE	ETB0019
Savana 3500	Ignition Coil	4.8L, 6.0L	Base, LS, LT	w/ Round Type Coil	IGC0127
Savana 3500	Mass Air Flow Sensor	6.6L	Base	LLY, Actual OE	MAF0081
Savana 3500	Mass Air Flow Sensor	6.6L	Base	LMM, Actual OE	MAF0084
Savana 3500	Engine Oil Level Sensor	6.6L	Base	RWD	OLS0001
Savana 3500	Starter Motor	6.6L	Base	Actual OE	STR0023
Sierra 1500	Fuel Injection Throttle Body	4.3L	WT		ETB0017
Sierra 1500	Fuel Injection Throttle Body	4.8L, 5.3L, 6.0L	SLE, SLT, WT	Gasket, Actual OE	ETB0019
Sierra 1500	Fuel Injection Throttle Body	4.8L, 5.3L, 6.0L, 6.2L	Denali, SLE, SLT, WT	Gasket	ETB0024
Sierra 1500	Ignition Coil	4.8L, 5.3L, 6.0L, 6.2L	Denali, SLE, SLT, WT	w/ Square Type Coil	IGC0150
Sierra 1500	Ignition Coil	4.8L, 5.3L, 6.0L, 6.2L	Denali, SLE, SLT, WT	w/ Round Type Coil	IGC0151
Sierra 1500	Manifold Absolute Pressure Sensor	4.3L	WT		PRS8212-HU
Sierra 1500 Classic	Ignition Coil	4.3L	SL, WT		IGC0104
Sierra 1500 Classic	Ignition Coil	4.8L, 5.3L, 6.0L	Denali, Hybrid, SL, SLE, SLT, WT	w/ Round Type Coil	IGC0127

Vehicle	Part Type	Engine Size	Trim	Note(s)	Part Number
<b>2007 GMC (cont'd)</b>					
Sierra 1500 Classic	Ignition Coil	4.8L, 5.3L, 6.0L	Denali, Hybrid, SL, SLE, SLT, WT	w/ Square Type Coil	IGC0131
Sierra 1500 HD Classic	Fuel Injection Throttle Body	6.0L	SLE, SLT	Gasket, Actual OE	ETB0019
Sierra 1500 HD Classic	Ignition Coil	6.0L	SLE, SLT	w/ Round Type Coil	IGC0127
Sierra 1500 HD Classic	Ignition Coil	6.0L	SLE, SLT	w/ Square Type Coil	IGC0131
Sierra 2500 HD	Fuel Injection Throttle Body	6.0L	SLE, SLT, WT	Gasket, Actual OE	ETB0019
Sierra 2500 HD	Fuel Injection Throttle Body	6.0L	SLE, SLT, WT	Gasket	ETB0024
Sierra 2500 HD	Ignition Coil	6.0L	SLE, SLT, WT	w/ Square Type Coil	IGC0150
Sierra 2500 HD	Ignition Coil	6.0L	SLE, SLT, WT	w/ Round Type Coil	IGC0151
Sierra 2500 HD	Mass Air Flow Sensor	6.6L	SLE, SLT, WT	Actual OE	MAF0084
Sierra 2500 HD	Engine Oil Level Sensor	6.6L	SLE, SLT, WT	4WD	OLS0001
Sierra 2500 HD	Engine Oil Level Sensor	6.6L	SLE, SLT, WT	RWD	OLS0001
Sierra 2500 HD	Starter Motor	6.6L	SLE, SLT, WT	Actual OE	STR0023
Sierra 2500 HD Classic	Fuel Injection Throttle Body	8.1L	SL, SLE, SLT, WT	Actual OE	ETB0022
Sierra 2500 HD Classic	Ignition Coil	6.0L	SL, SLE, SLT, WT	w/ Round Type Coil	IGC0127
Sierra 2500 HD Classic	Ignition Coil	6.0L, 8.1L	SL, SLE, SLT, WT	w/ Square Type Coil	IGC0131
Sierra 2500 HD Classic	Mass Air Flow Sensor	6.6L	SL, SLE, SLT, WT	Actual OE	MAF0081
Sierra 2500 HD Classic	Engine Oil Level Sensor	6.6L	SL, SLE, SLT, WT	4WD	OLS0001
Sierra 2500 HD Classic	Engine Oil Level Sensor	6.6L	SL, SLE, SLT, WT	RWD	OLS0001
Sierra 2500 HD Classic	Starter Motor	6.6L	SL, SLE, SLT, WT	Actual OE	STR0023
Sierra 3500 Classic	Fuel Injection Throttle Body	6.0L	SL, SLE, SLT, WT	Gasket, Actual OE	ETB0019
Sierra 3500 Classic	Fuel Injection Throttle Body	8.1L	SL, SLE, SLT, WT	Actual OE	ETB0022
Sierra 3500 Classic	Ignition Coil	6.0L	SL, SLE, SLT, WT	w/ Round Type Coil	IGC0127
Sierra 3500 Classic	Ignition Coil	6.0L, 8.1L	SL, SLE, SLT, WT	w/ Square Type Coil	IGC0131
Sierra 3500 Classic	Mass Air Flow Sensor	6.6L	SL, SLE, SLT, WT	Actual OE	MAF0081
Sierra 3500 Classic	Engine Oil Level Sensor	6.6L	SL, SLE, SLT, WT	4WD	OLS0001

Vehicle	Part Type	Engine Size	Trim	Note(s)	Part Number
<b>2007 GMC (cont'd)</b>					
Sierra 3500 Classic	Engine Oil Level Sensor	6.6L	SL, SLE, SLT, WT	RWD	OLS0001
Sierra 3500 Classic	Starter Motor	6.6L	SL, SLE, SLT, WT	Actual OE	STR0023
Sierra 3500 HD	Fuel Injection Throttle Body	6.0L	SLE, SLT, WT	Gasket	ETB0024
Sierra 3500 HD	Ignition Coil	6.0L	SLE, SLT, WT	w/ Square Type Coil	IGC0150
Sierra 3500 HD	Ignition Coil	6.0L	SLE, SLT, WT	w/ Round Type Coil	IGC0151
Sierra 3500 HD	Mass Air Flow Sensor	6.6L	SLE, SLT, WT	DIESEL, Actual OE	MAF0084
Sierra 3500 HD	Engine Oil Level Sensor	6.6L	SLE, SLT, WT	4WD	OLS0001
Sierra 3500 HD	Engine Oil Level Sensor	6.6L	SLE, SLT, WT	RWD	OLS0001
Sierra 3500 HD	Starter Motor	6.6L	SLE, SLT, WT	Actual OE	STR0023
Yukon	Fuel Injection Throttle Body	4.8L, 5.3L, 6.2L	Base, Denali, SLE, SLT	Gasket	ETB0024
Yukon	Ignition Coil	4.8L, 5.3L, 6.2L	Base, Denali, SLE, SLT	w/ Square Type Coil	IGC0150
Yukon	Ignition Coil	4.8L, 5.3L, 6.2L	Base, Denali, SLE, SLT	w/ Round Type Coil	IGC0151
Yukon	Engine Water Pump	5.3L	SLE, SLT	GAS, Gaskets (2), Actual OE	WUP0012
Yukon	Engine Water Pump	4.8L	SLE	RWD, Gaskets (2), Actual OE	WUP0012
Yukon XL 1500	Fuel Injection Throttle Body	5.3L, 6.0L, 6.2L	Denali, SLE, SLT	Gasket	ETB0024
Yukon XL 1500	Ignition Coil	5.3L, 6.0L, 6.2L	Denali, SLE, SLT	w/ Square Type Coil	IGC0150
Yukon XL 1500	Ignition Coil	5.3L, 6.0L, 6.2L	Denali, SLE, SLT	w/ Round Type Coil	IGC0151
Yukon XL 1500	Engine Water Pump	5.3L, 6.0L, 6.2L	Denali, SLE, SLT	Gaskets (2), Actual OE	WUP0012
Yukon XL 2500	Fuel Injection Throttle Body	6.0L	SLE, SLT	Gasket	ETB0024
Yukon XL 2500	Ignition Coil	6.0L	SLE, SLT	w/ Square Type Coil	IGC0150
Yukon XL 2500	Ignition Coil	6.0L	SLE, SLT	w/ Round Type Coil	IGC0151
Yukon XL 2500	Engine Water Pump	6.0L	SLE, SLT	Gaskets (2), Actual OE	WUP0012
<b>2008 GMC</b>					
Acadia	Fuel Injection Throttle Body	3.6L	Base, SLE, SLT		ETB0054
Acadia	Ignition Coil	3.6L	Base, SLE, SLT		IGC0173

Vehicle	Part Type	Engine Size	Trim	Note(s)	Part Number
<b>2008 GMC (cont'd)</b>					
Acadia	Manifold Absolute Pressure Sensor	3.6L	Base, SLE, SLT		PRS8212-HU
Canyon	Mass Air Flow Sensor	2.9L, 3.7L	Base, SL, SLE, SLT, WT	Actual OE, 5 Pins	MAF0034
Envoy	Fuel Injection Throttle Body	5.3L	Denali	Gasket	ETB0024
Envoy	Ignition Coil	5.3L	Denali	w/ Square Type Coil	IGC0150
Envoy	Ignition Coil	5.3L	Denali	w/ Round Type Coil	IGC0151
Envoy	Mass Air Flow Sensor	4.2L	SLE, SLT	Actual OE, 5 Pins	MAF0034
Savana 1500	Fuel Injection Throttle Body	4.3L	Base		ETB0017
Savana 1500	Fuel Injection Throttle Body	5.3L	Base, LS, LT	Gasket	ETB0024
Savana 1500	Ignition Coil	5.3L	Base, LS, LT	w/ Square Type Coil	IGC0150
Savana 1500	Ignition Coil	5.3L	Base, LS, LT	w/ Round Type Coil	IGC0151
Savana 1500	Manifold Absolute Pressure Sensor	4.3L	Base	RWD	PRS8212-HU
Savana 2500	Fuel Injection Throttle Body	4.8L, 6.0L	Base, LS, LT	Gasket	ETB0024
Savana 2500	Ignition Coil	4.8L, 6.0L	Base, LS, LT	w/ Square Type Coil	IGC0150
Savana 2500	Ignition Coil	4.8L, 6.0L	Base, LS, LT	w/ Round Type Coil	IGC0151
Savana 2500	Mass Air Flow Sensor	6.6L	Base	DIESEL, Actual OE	MAF0084
Savana 2500	Engine Oil Level Sensor	6.6L	Base	RWD	OLS0001
Savana 2500	Starter Motor	6.6L	Base	Actual OE	STR0023
Savana 3500	Fuel Injection Throttle Body	4.8L, 6.0L	Base, LS, LT	Gasket	ETB0024
Savana 3500	Ignition Coil	4.8L, 6.0L	Base, LS, LT	w/ Square Type Coil	IGC0150
Savana 3500	Ignition Coil	4.8L, 6.0L	Base, LS, LT	w/ Round Type Coil	IGC0151
Savana 3500	Mass Air Flow Sensor	6.6L	Base	DIESEL, Actual OE	MAF0084
Savana 3500	Engine Oil Level Sensor	6.6L	Base	RWD	OLS0001
Savana 3500	Starter Motor	6.6L	Base	Actual OE	STR0023
Sierra 1500	Fuel Injection Throttle Body	4.3L	WT		ETB0017
Sierra 1500	Fuel Injection Throttle Body	4.8L, 5.3L, 6.0L, 6.2L	Denali, SL, SLE, SLT, WT	Gasket	ETB0024

Vehicle	Part Type	Engine Size	Trim	Note(s)	Part Number
<b>2008 GMC (cont'd)</b>					
Sierra 1500	Ignition Coil	4.8L, 5.3L, 6.0L, 6.2L	Denali, SL, SLE, SLT, WT	w/ Square Type Coil	IGC0150
Sierra 1500	Ignition Coil	4.8L, 5.3L, 6.0L, 6.2L	Denali, SL, SLE, SLT, WT	w/ Round Type Coil	IGC0151
Sierra 1500	Manifold Absolute Pressure Sensor	4.3L	WT		PRS8212-HU
Sierra 2500 HD	Fuel Injection Throttle Body	6.0L	SLE, SLT, WT	Gasket	ETB0024
Sierra 2500 HD	Ignition Coil	6.0L	SLE, SLT, WT	w/ Square Type Coil	IGC0150
Sierra 2500 HD	Ignition Coil	6.0L	SLE, SLT, WT	w/ Round Type Coil	IGC0151
Sierra 2500 HD	Mass Air Flow Sensor	6.6L	SLE, SLT, WT	DIESEL, Actual OE	MAF0084
Sierra 2500 HD	Engine Oil Level Sensor	6.6L	SLE, SLT, WT	4WD	OLS0001
Sierra 2500 HD	Engine Oil Level Sensor	6.6L	SLE, SLT, WT	RWD	OLS0001
Sierra 2500 HD	Starter Motor	6.6L	SLE, SLT, WT	Actual OE	STR0023
Sierra 3500 HD	Fuel Injection Throttle Body	6.0L	SLE, SLT, WT	Gasket	ETB0024
Sierra 3500 HD	Ignition Coil	6.0L	SLE, SLT, WT	w/ Square Type Coil	IGC0150
Sierra 3500 HD	Ignition Coil	6.0L	SLE, SLT, WT	w/ Round Type Coil	IGC0151
Sierra 3500 HD	Mass Air Flow Sensor	6.6L	SLE, SLT, WT	DIESEL, Actual OE	MAF0084
Sierra 3500 HD	Engine Oil Level Sensor	6.6L	SLE, SLT, WT	4WD	OLS0001
Sierra 3500 HD	Engine Oil Level Sensor	6.6L	SLE, SLT, WT	RWD	OLS0001
Sierra 3500 HD	Starter Motor	6.6L	SLE, SLT, WT	Actual OE	STR0023
Yukon	Fuel Injection Throttle Body	4.8L, 5.3L, 6.0L, 6.2L	Base, Denali, Hybrid, SLE, SLT	Gasket	ETB0024
Yukon	Ignition Coil	4.8L, 5.3L, 6.0L, 6.2L	Base, Denali, Hybrid, SLE, SLT	w/ Square Type Coil	IGC0150
Yukon	Ignition Coil	4.8L, 5.3L, 6.0L, 6.2L	Base, Denali, Hybrid, SLE, SLT	w/ Round Type Coil	IGC0151
Yukon	Engine Water Pump	5.3L	SLE, SLT	GAS, Gaskets (2), Actual OE	WUP0012
Yukon	Engine Water Pump	4.8L	SLE	RWD, Gaskets (2), Actual OE	WUP0012
Yukon XL 1500	Fuel Injection Throttle Body	5.3L, 6.0L, 6.2L	Denali, SLE, SLT	Gasket	ETB0024
Yukon XL 1500	Ignition Coil	5.3L, 6.0L, 6.2L	Denali, SLE, SLT	w/ Square Type Coil	IGC0150
Yukon XL 1500	Ignition Coil	5.3L, 6.0L, 6.2L	Denali, SLE, SLT	w/ Round Type Coil	IGC0151



Vehicle	Part Type	Engine Size	Trim	Note(s)	Part Number
<b>2008 GMC (cont'd)</b>					
Yukon XL 1500	Engine Water Pump	5.3L, 6.0L, 6.2L	Denali, SLE, SLT	Gaskets (2), Actual OE	WUP0012
Yukon XL 2500	Fuel Injection Throttle Body	6.0L	SLE, SLT	Gasket	ETB0024
Yukon XL 2500	Ignition Coil	6.0L	SLE, SLT	w/ Square Type Coil	IGC0150
Yukon XL 2500	Ignition Coil	6.0L	SLE, SLT	w/ Round Type Coil	IGC0151
Yukon XL 2500	Engine Water Pump	6.0L	SLE, SLT	Gaskets (2), Actual OE	WUP0012
<b>2009 GMC</b>					
Acadia	Fuel Injection Throttle Body	3.6L	Base, SLE, SLT		ETB0054
Acadia	Ignition Coil	3.6L	Base, SLE, SLT		IGC0144
Canyon	Fuel Injection Throttle Body	5.3L	SLE, SLT	Gasket	ETB0025
Canyon	Ignition Coil	5.3L	SLE, SLT	w/ Square Type Coil	IGC0150
Canyon	Ignition Coil	5.3L	SLE, SLT	w/ Round Type Coil	IGC0151
Canyon	Mass Air Flow Sensor	2.9L, 3.7L, 5.3L	Base, SLE, SLT, WT	Actual OE, 5 Pins	MAF0034
Envoy	Fuel Injection Throttle Body	5.3L	Denali	Gasket	ETB0025
Envoy	Ignition Coil	5.3L	Denali	w/ Square Type Coil	IGC0150
Envoy	Ignition Coil	5.3L	Denali	w/ Round Type Coil	IGC0151
Envoy	Mass Air Flow Sensor	4.2L	SLE, SLT	Actual OE, 5 Pins	MAF0034
Savana 1500	Fuel Injection Throttle Body	4.3L	Base		ETB0017
Savana 1500	Fuel Injection Throttle Body	5.3L	Base, LS, LT, SL, SLE	Gasket	ETB0025
Savana 1500	Ignition Coil	5.3L	Base, LS, LT, SL, SLE	w/ Square Type Coil	IGC0150
Savana 1500	Ignition Coil	5.3L	Base, LS, LT, SL, SLE	w/ Round Type Coil	IGC0151
Savana 1500	Manifold Absolute Pressure Sensor	4.3L	Base	RWD	PRS8212-HU
Savana 2500	Fuel Injection Throttle Body	6.6L	Base	Actual OE	ETB0001
Savana 2500	Fuel Injection Throttle Body	4.8L, 6.0L	Base, LS, LT, SL, SLE	Gasket	ETB0025
Savana 2500	Ignition Coil	4.8L, 6.0L	Base, LS, LT, SL, SLE	w/ Square Type Coil	IGC0150
Savana 2500	Ignition Coil	4.8L, 6.0L	Base, LS, LT, SL, SLE	w/ Round Type Coil	IGC0151

Vehicle	Part Type	Engine Size	Trim	Note(s)	Part Number
<b>2009 GMC (cont'd)</b>					
Savana 2500	Mass Air Flow Sensor	6.6L	Base	DIESEL, Actual OE	MAF0084
Savana 2500	Engine Oil Level Sensor	6.6L	Base	RWD	OLS0001
Savana 2500	Starter Motor	6.6L	Base	Actual OE	STR0023
Savana 3500	Fuel Injection Throttle Body	6.6L	Base	Actual OE	ETB0001
Savana 3500	Fuel Injection Throttle Body	4.8L, 6.0L	Base, LS, LT, SL, SLE	Gasket	ETB0025
Savana 3500	Ignition Coil	4.8L, 6.0L	Base, LS, LT, SL, SLE	w/ Square Type Coil	IGC0150
Savana 3500	Ignition Coil	4.8L, 6.0L	Base, LS, LT, SL, SLE	w/ Round Type Coil	IGC0151
Savana 3500	Mass Air Flow Sensor	6.6L	Base	DIESEL, Actual OE	MAF0084
Savana 3500	Engine Oil Level Sensor	6.6L	Base	RWD	OLS0001
Savana 3500	Starter Motor	6.6L	Base	Actual OE	STR0023
Savana 4500	Mass Air Flow Sensor	6.6L	Base	Actual OE	MAF0084
Sierra 1500	Fuel Injection Throttle Body	4.3L	WT		ETB0017
Sierra 1500	Fuel Injection Throttle Body	4.8L, 5.3L, 6.0L, 6.2L	Denali, Hybrid, SL, SLE, SLT, WT	Gasket	ETB0025
Sierra 1500	Ignition Coil	4.8L, 5.3L, 6.0L, 6.2L	Denali, Hybrid, SL, SLE, SLT, WT	w/ Square Type Coil	IGC0150
Sierra 1500	Ignition Coil	4.8L, 5.3L, 6.0L, 6.2L	Denali, Hybrid, SL, SLE, SLT, WT	w/ Round Type Coil	IGC0151
Sierra 1500	Manifold Absolute Pressure Sensor	4.3L	WT		PRS8212-HU
Sierra 2500 HD	Fuel Injection Throttle Body	6.0L	SLE, SLT, WT	Gasket	ETB0025
Sierra 2500 HD	Ignition Coil	6.0L	SLE, SLT, WT	w/ Square Type Coil	IGC0150
Sierra 2500 HD	Ignition Coil	6.0L	SLE, SLT, WT	w/ Round Type Coil	IGC0151
Sierra 2500 HD	Mass Air Flow Sensor	6.6L	SLE, SLT, WT	DIESEL, Actual OE	MAF0084
Sierra 2500 HD	Engine Oil Level Sensor	6.6L	SLE, SLT, WT	4WD	OLS0001
Sierra 2500 HD	Engine Oil Level Sensor	6.6L	SLE, SLT, WT	RWD	OLS0001
Sierra 2500 HD	Starter Motor	6.6L	SLE, SLT, WT	Actual OE	STR0023
Sierra 3500 HD	Fuel Injection Throttle Body	6.0L	SLE, SLT, WT	Gasket	ETB0025
Sierra 3500 HD	Ignition Coil	6.0L	SLE, SLT, WT	w/ Square Type Coil	IGC0150
Sierra 3500 HD	Ignition Coil	6.0L	SLE, SLT, WT	w/ Round Type Coil	IGC0151

Vehicle	Part Type	Engine Size	Trim	Note(s)	Part Number
<b>2009 GMC (cont'd)</b>					
Sierra 3500 HD	Mass Air Flow Sensor	6.6L	SLE, SLT, WT	DIESEL, Actual OE	MAF0084
Sierra 3500 HD	Engine Oil Level Sensor	6.6L	SLE, SLT, WT	4WD	OLS0001
Sierra 3500 HD	Engine Oil Level Sensor	6.6L	SLE, SLT, WT	RWD	OLS0001
Sierra 3500 HD	Starter Motor	6.6L	SLE, SLT, WT	Actual OE	STR0023
Yukon	Fuel Injection Throttle Body	4.8L, 5.3L, 6.0L, 6.2L	Base, Denali, Hybrid, SLE, SLT	Gasket	ETB0025
Yukon	Ignition Coil	4.8L, 5.3L, 6.0L, 6.2L	Base, Denali, Hybrid, SLE, SLT	w/ Square Type Coil	IGC0150
Yukon	Ignition Coil	4.8L, 5.3L, 6.0L, 6.2L	Base, Denali, Hybrid, SLE, SLT	w/ Round Type Coil	IGC0151
Yukon	Engine Water Pump	5.3L	SLE, SLT	GAS, Gaskets (2), Actual OE	WUP0012
Yukon	Engine Water Pump	6.0L, 6.2L	Denali, Hybrid	Gaskets (2), Actual OE	WUP0012
Yukon XL 1500	Fuel Injection Throttle Body	5.3L, 6.0L, 6.2L	Denali, SLE, SLT	Gasket	ETB0025
Yukon XL 1500	Ignition Coil	5.3L, 6.0L, 6.2L	Denali, SLE, SLT	w/ Square Type Coil	IGC0150
Yukon XL 1500	Ignition Coil	5.3L, 6.0L, 6.2L	Denali, SLE, SLT	w/ Round Type Coil	IGC0151
Yukon XL 1500	Engine Water Pump	5.3L, 6.0L, 6.2L	Denali, SLE, SLT	Gaskets (2), Actual OE	WUP0012
Yukon XL 2500	Fuel Injection Throttle Body	6.0L	SLE, SLT	Gasket	ETB0025
Yukon XL 2500	Ignition Coil	6.0L	SLE, SLT	w/ Square Type Coil	IGC0150
Yukon XL 2500	Ignition Coil	6.0L	SLE, SLT	w/ Round Type Coil	IGC0151
Yukon XL 2500	Engine Water Pump	6.0L	SLE, SLT	Gaskets (2), Actual OE	WUP0012
<b>2010 GMC</b>					
Acadia	Fuel Injection Throttle Body	3.6L	Base, SL, SLE, SLT		ETB0054
Acadia	Ignition Coil	3.6L	Base, SL, SLE, SLT		IGC0173
Acadia	Mass Air Flow Sensor	3.6L	Base	MEX, Actual OE, 8 Pins	MAF0088
Acadia	Mass Air Flow Sensor	3.6L	Base	MEX, Actual OE, 8 Pins	MAF0120
Canyon	Fuel Injection Throttle Body	5.3L	SLE, SLT	Gasket	ETB0025
Canyon	Ignition Coil	5.3L	SLE, SLT	w/ Square Type Coil	IGC0150
Canyon	Ignition Coil	5.3L	SLE, SLT	w/ Round Type Coil	IGC0151

Vehicle	Part Type	Engine Size	Trim	Note(s)	Part Number
<b>2010 GMC (cont'd)</b>					
Canyon	Mass Air Flow Sensor	2.9L, 3.7L, 5.3L	Base, SLE, SLT, WT	Actual OE, 5 Pins	MAF0034
Savana 1500	Fuel Injection Throttle Body	4.3L	Base		ETB0017
Savana 1500	Fuel Injection Throttle Body	5.3L	Base, LS, LT, SL, SLE	Gasket	ETB0025
Savana 1500	Ignition Coil	5.3L	Base, LS, LT, SL, SLE	w/ Square Type Coil	IGC0150
Savana 1500	Ignition Coil	5.3L	Base, LS, LT, SL, SLE	w/ Round Type Coil	IGC0151
Savana 1500	Manifold Absolute Pressure Sensor	4.3L	Base	RWD	PRS8212-HU
Savana 2500	Fuel Injection Throttle Body	6.6L	Base	Actual OE	ETB0001
Savana 2500	Fuel Injection Throttle Body	4.8L, 6.0L	Base, LS, LT, SL, SLE	Gasket	ETB0025
Savana 2500	Ignition Coil	4.8L, 6.0L	Base, LS, LT, SL, SLE	w/ Square Type Coil	IGC0150
Savana 2500	Ignition Coil	4.8L, 6.0L	Base, LS, LT, SL, SLE	w/ Round Type Coil	IGC0151
Savana 2500	Mass Air Flow Sensor	6.6L	Base	DIESEL, Actual OE	MAF0084
Savana 2500	Engine Oil Level Sensor	6.6L	Base	RWD	OLS0001
Savana 2500	Starter Motor	6.6L	Base	Actual OE	STR0023
Savana 3500	Fuel Injection Throttle Body	6.6L	Base	Actual OE	ETB0001
Savana 3500	Fuel Injection Throttle Body	4.8L, 6.0L	Base, LS, LT, SL, SLE	Gasket	ETB0025
Savana 3500	Ignition Coil	4.8L, 6.0L	Base, LS, LT, SL, SLE	w/ Square Type Coil	IGC0150
Savana 3500	Ignition Coil	4.8L, 6.0L	Base, LS, LT, SL, SLE	w/ Round Type Coil	IGC0151
Savana 3500	Mass Air Flow Sensor	6.6L	Base	DIESEL, Actual OE	MAF0084
Savana 3500	Engine Oil Level Sensor	6.6L	Base	RWD	OLS0001
Savana 3500	Starter Motor	6.6L	Base	Actual OE	STR0023
Savana 4500	Mass Air Flow Sensor	6.6L	Base	Actual OE	MAF0084
Sierra 1500	Fuel Injection Throttle Body	4.3L	WT		ETB0017
Sierra 1500	Fuel Injection Throttle Body	4.8L, 5.3L, 6.0L, 6.2L	Denali, Hybrid, SL, SLE, SLT, WT, XFE	Gasket	ETB0025
Sierra 1500	Ignition Coil	4.8L, 5.3L, 6.0L, 6.2L	Denali, Hybrid, SL, SLE, SLT, WT, XFE	w/ Square Type Coil	IGC0150
Sierra 1500	Ignition Coil	4.8L, 5.3L, 6.0L, 6.2L	Denali, Hybrid, SL, SLE, SLT, WT, XFE	w/ Round Type Coil	IGC0151

Vehicle	Part Type	Engine Size	Trim	Note(s)	Part Number
<b>2010 GMC (cont'd)</b>					
Sierra 1500	Manifold Absolute Pressure Sensor	4.3L	WT		PRS8212-HU
Sierra 2500 HD	Fuel Injection Throttle Body	6.0L	SLE, SLT, WT	Gasket	ETB0025
Sierra 2500 HD	Ignition Coil	6.0L	SLE, SLT, WT	w/ Square Type Coil	IGC0150
Sierra 2500 HD	Ignition Coil	6.0L	SLE, SLT, WT	w/ Round Type Coil	IGC0151
Sierra 2500 HD	Mass Air Flow Sensor	6.6L	SLE, SLT, WT	DIESEL, Actual OE	MAF0084
Sierra 2500 HD	Engine Oil Level Sensor	6.6L	SLE, SLT, WT	4WD	OLS0001
Sierra 2500 HD	Engine Oil Level Sensor	6.6L	SLE, SLT, WT	RWD	OLS0001
Sierra 2500 HD	Starter Motor	6.6L	SLE, SLT, WT	Actual OE	STR0023
Sierra 3500 HD	Fuel Injection Throttle Body	6.0L	SLE, SLT, WT	Gasket	ETB0025
Sierra 3500 HD	Ignition Coil	6.0L	SLE, SLT, WT	w/ Square Type Coil	IGC0150
Sierra 3500 HD	Ignition Coil	6.0L	SLE, SLT, WT	w/ Round Type Coil	IGC0151
Sierra 3500 HD	Mass Air Flow Sensor	6.6L	SLE, SLT, WT	DIESEL, Actual OE	MAF0084
Sierra 3500 HD	Engine Oil Level Sensor	6.6L	SLE, SLT, WT	4WD	OLS0001
Sierra 3500 HD	Engine Oil Level Sensor	6.6L	SLE, SLT, WT	RWD	OLS0001
Sierra 3500 HD	Starter Motor	6.6L	SLE, SLT, WT	Actual OE	STR0023
Terrain	Fuel Injection Throttle Body	3.0L	SLE, SLT		ETB0074
Terrain	Fuel Injector	3.0L	SLE	LF26, Actual OE	FIJ0030
Terrain	Fuel Injector	3.0L	SLE	LG26, Actual OE	FIJ0030
Terrain	Fuel Injector	3.0L	SLE, SLT	LH26, Actual OE	FIJ0030
Terrain	Fuel Injector	3.0L	SLT	LJ26, Actual OE	FIJ0030
Terrain	Fuel Injector	3.0L	SLE, SLT	LK26, Actual OE	FIJ0030
Terrain	Fuel Injector	3.0L	SLT	LM26, Actual OE	FIJ0030
Terrain	Fuel Injector	2.4L	SLE, SLT	Actual OE	FIJ0042
Terrain	Ignition Coil	3.0L	SLE, SLT		IGC0173
Terrain	Ignition Coil	2.4L	SLE, SLT		IGC4059-HU
Terrain	Mass Air Flow Sensor	2.4L, 3.0L	SLE, SLT	Actual OE, 5 Pins	MAF0034
Terrain	Manifold Absolute Pressure Sensor	2.4L, 3.0L	SLE, SLT		PRS8212-HU
Yukon	Fuel Injection Throttle Body	5.3L, 6.0L, 6.2L	Denali, Denali Hybrid, Hybrid, SLE, SLT	Gasket	ETB0025
Yukon	Ignition Coil	5.3L, 6.0L, 6.2L	Denali, Denali Hybrid, Hybrid, SLE, SLT	w/ Square Type Coil	IGC0150

Vehicle	Part Type	Engine Size	Trim	Note(s)	Part Number
<b>2010 GMC (cont'd)</b>					
Yukon	Ignition Coil	5.3L, 6.0L, 6.2L	Denali, Denali Hybrid, Hybrid, SLE, SLT	w/ Round Type Coil	IGC0151
Yukon XL 1500	Fuel Injection Throttle Body	5.3L, 6.2L	Denali, SLE, SLT	Gasket	ETB0025
Yukon XL 1500	Ignition Coil	5.3L, 6.2L	Denali, SLE, SLT	w/ Square Type Coil	IGC0150
Yukon XL 1500	Ignition Coil	5.3L, 6.2L	Denali, SLE, SLT	w/ Round Type Coil	IGC0151
Yukon XL 2500	Fuel Injection Throttle Body	6.0L	SLE, SLT	Gasket	ETB0025
Yukon XL 2500	Ignition Coil	6.0L	SLE, SLT	w/ Square Type Coil	IGC0150
Yukon XL 2500	Ignition Coil	6.0L	SLE, SLT	w/ Round Type Coil	IGC0151
<b>2011 GMC</b>					
Acadia	Fuel Injection Throttle Body	3.6L	Base, Denali, SL, SLE, SLT		ETB0054
Acadia	Ignition Coil	3.6L	Base, Denali, SL, SLE, SLT		IGC0173
Acadia	Mass Air Flow Sensor	3.6L	Base	MEX, Actual OE, 8 Pins	MAF0088
Acadia	Mass Air Flow Sensor	3.6L	Base	MEX, Actual OE, 8 Pins	MAF0120
Canyon	Fuel Injection Throttle Body	5.3L	SLE, SLT	Gasket	ETB0025
Canyon	Ignition Coil	5.3L	SLE, SLT	w/ Square Type Coil	IGC0150
Canyon	Ignition Coil	5.3L	SLE, SLT	w/ Round Type Coil	IGC0151
Canyon	Mass Air Flow Sensor	2.9L, 3.7L, 5.3L	Base, SLE, SLT, WT	Actual OE, 5 Pins	MAF0034
Savana 1500	Fuel Injection Throttle Body	4.3L	Base		ETB0017
Savana 1500	Fuel Injection Throttle Body	5.3L	Base, LS, LT	Gasket	ETB0025
Savana 1500	Ignition Coil	5.3L	Base, LS, LT	w/ Square Type Coil	IGC0150
Savana 1500	Ignition Coil	5.3L	Base, LS, LT	w/ Round Type Coil	IGC0151
Savana 1500	Manifold Absolute Pressure Sensor	4.3L	Base	RWD	PRS8212-HU
Savana 2500	Fuel Injection Throttle Body	6.6L	Base	Actual OE	ETB0001
Savana 2500	Fuel Injection Throttle Body	4.8L, 6.0L	Base, LS, LT	Gasket	ETB0025
Savana 2500	Ignition Coil	4.8L, 6.0L	Base, LS, LT	w/ Square Type Coil	IGC0150
Savana 2500	Ignition Coil	4.8L, 6.0L	Base, LS, LT	w/ Round Type Coil	IGC0151

Vehicle	Part Type	Engine Size	Trim	Note(s)	Part Number
<b>2011 GMC (cont'd)</b>					
Savana 2500	Engine Oil Level Sensor	6.6L	Base	RWD	OLS0001
Savana 2500	Starter Motor	6.6L	Base	Actual OE	STR0023
Savana 3500	Fuel Injection Throttle Body	6.6L	Base	Actual OE	ETB0001
Savana 3500	Fuel Injection Throttle Body	4.8L, 6.0L	Base, LS, LT	Gasket	ETB0025
Savana 3500	Ignition Coil	4.8L, 6.0L	Base, LS, LT	w/ Square Type Coil	IGC0150
Savana 3500	Ignition Coil	4.8L, 6.0L	Base, LS, LT	w/ Round Type Coil	IGC0151
Savana 3500	Engine Oil Level Sensor	6.6L	Base	RWD	OLS0001
Savana 3500	Starter Motor	6.6L	Base	Actual OE	STR0023
Sierra 1500	Fuel Injection Throttle Body	4.3L	WT		ETB0017
Sierra 1500	Fuel Injection Throttle Body	4.8L, 5.3L, 6.0L, 6.2L	Hybrid, SL, SLE, SLT, WT, XFE	Gasket	ETB0025
Sierra 1500	Ignition Coil	4.8L, 5.3L, 6.0L, 6.2L	Denali, Hybrid, SL, SLE, SLT, WT, XFE	w/ Square Type Coil	IGC0150
Sierra 1500	Ignition Coil	4.8L, 5.3L, 6.0L, 6.2L	Denali, Hybrid, SL, SLE, SLT, WT, XFE	w/ Round Type Coil	IGC0151
Sierra 1500	Manifold Absolute Pressure Sensor	4.3L	WT		PRS8212-HU
Sierra 2500 HD	Fuel Injection Throttle Body	6.6L	Denali, SLE, SLT, WT	Actual OE	ETB0015
Sierra 2500 HD	Fuel Injection Throttle Body	6.0L	Denali, SLE, SLT, WT	Gasket	ETB0025
Sierra 2500 HD	Ignition Coil	6.0L	Denali, SLE, SLT, WT	w/ Square Type Coil	IGC0150
Sierra 2500 HD	Ignition Coil	6.0L	Denali, SLE, SLT, WT	w/ Round Type Coil	IGC0151
Sierra 2500 HD	Engine Oil Level Sensor	6.6L	Denali, SLE, SLT, WT	4WD	OLS0001
Sierra 2500 HD	Engine Oil Level Sensor	6.6L	Denali, SLE, SLT, WT	RWD	OLS0001
Sierra 2500 HD	Starter Motor	6.6L	Denali, SLE, SLT, WT	Actual OE	STR0023
Sierra 3500 HD	Fuel Injection Throttle Body	6.6L	Denali, SLE, SLT, WT	Actual OE	ETB0015
Sierra 3500 HD	Fuel Injection Throttle Body	6.0L	Denali, SLE, SLT, WT	Gasket	ETB0025
Sierra 3500 HD	Ignition Coil	6.0L	Denali, SLE, SLT, WT	w/ Square Type Coil	IGC0150
Sierra 3500 HD	Ignition Coil	6.0L	Denali, SLE, SLT, WT	w/ Round Type Coil	IGC0151
Sierra 3500 HD	Engine Oil Level Sensor	6.6L	Denali, SLE, SLT, WT	4WD	OLS0001
Sierra 3500 HD	Engine Oil Level Sensor	6.6L	Denali, SLE, SLT, WT	RWD	OLS0001

Vehicle	Part Type	Engine Size	Trim	Note(s)	Part Number
<b>2011 GMC (cont'd)</b>					
Sierra 3500 HD	Starter Motor	6.6L	Denali, SLE, SLT, WT	Actual OE	STR0023
Terrain	Fuel Injection Throttle Body	3.0L	SLE, SLT		ETB0074
Terrain	Fuel Injector	3.0L	SLE	LF26, Actual OE	FIJ0030
Terrain	Fuel Injector	3.0L	SLE	LG26, Actual OE	FIJ0030
Terrain	Fuel Injector	3.0L	SLE, SLT	LH26, Actual OE	FIJ0030
Terrain	Fuel Injector	3.0L	SLT	LJ26, Actual OE	FIJ0030
Terrain	Fuel Injector	3.0L	SLE, SLT	LK26, Actual OE	FIJ0030
Terrain	Fuel Injector	3.0L	SLT	LM26, Actual OE	FIJ0030
Terrain	Fuel Injector	2.4L	SLE, SLT	Actual OE	FIJ0044
Terrain	Ignition Coil	3.0L	SLE, SLT		IGC0173
Terrain	Ignition Coil	2.4L	SLE, SLT		IGC4059-HU
Terrain	Mass Air Flow Sensor	2.4L, 3.0L	SLE, SLT	Actual OE, 5 Pins	MAF0034
Terrain	Manifold Absolute Pressure Sensor	2.4L, 3.0L	SLE, SLT		PRS8212-HU
Yukon	Fuel Injection Throttle Body	5.3L, 6.0L, 6.2L	Base, Denali, Denali Hybrid, Hybrid, SLE, SLT	Gasket	ETB0025
Yukon	Ignition Coil	5.3L, 6.0L, 6.2L	Base, Denali, Denali Hybrid, Hybrid, SLE, SLT	w/ Square Type Coil	IGC0150
Yukon	Ignition Coil	5.3L, 6.0L, 6.2L	Base, Denali, Denali Hybrid, Hybrid, SLE, SLT	w/ Round Type Coil	IGC0151
Yukon XL 1500	Fuel Injection Throttle Body	5.3L, 6.2L	Denali, SLE, SLT	Gasket	ETB0025
Yukon XL 1500	Ignition Coil	5.3L, 6.2L	Denali, SLE, SLT	w/ Square Type Coil	IGC0150
Yukon XL 1500	Ignition Coil	5.3L, 6.2L	Denali, SLE, SLT	w/ Round Type Coil	IGC0151
Yukon XL 2500	Fuel Injection Throttle Body	6.0L	SLE, SLT	Gasket	ETB0025
Yukon XL 2500	Ignition Coil	6.0L	SLE, SLT	w/ Square Type Coil	IGC0150
Yukon XL 2500	Ignition Coil	6.0L	SLE, SLT	w/ Round Type Coil	IGC0151
<b>2012 GMC</b>					
Acadia	Ignition Coil	3.6L	Base, Denali, SL, SLE, SLT		IGC0173
Acadia	Mass Air Flow Sensor	3.6L	Base, Denali, SL, SLE, SLT	Actual OE, 8 Pins	MAF0120
Acadia	Manifold Absolute Pressure Sensor	3.6L	Base, Denali, SL, SLE, SLT		PRS8212-HU
Canyon	Fuel Injection Throttle Body	5.3L	SLE, SLT	Gasket	ETB0025
Canyon	Ignition Coil	5.3L	SLE, SLT	w/ Square Type Coil	IGC0150
Canyon	Ignition Coil	5.3L	SLE, SLT	w/ Round Type Coil	IGC0151



Vehicle	Part Type	Engine Size	Trim	Note(s)	Part Number
<b>2012 GMC (cont'd)</b>					
Canyon	Mass Air Flow Sensor	2.9L, 3.7L, 5.3L	Base, SLE, SLT, WT	Actual OE, 5 Pins	MAF0034
Savana 1500	Fuel Injection Throttle Body	4.3L	Base		ETB0017
Savana 1500	Fuel Injection Throttle Body	5.3L	Base, LS, LT, SL, SLE	Gasket	ETB0025
Savana 1500	Ignition Coil	5.3L	Base, LS, LT, SL, SLE	w/ Square Type Coil	IGC0150
Savana 1500	Ignition Coil	5.3L	Base, LS, LT, SL, SLE	w/ Round Type Coil	IGC0151
Savana 1500	Manifold Absolute Pressure Sensor	4.3L	Base	RWD	PRS8212-HU
Savana 2500	Fuel Injection Throttle Body	6.6L	Base	Actual OE	ETB0001
Savana 2500	Fuel Injection Throttle Body	4.8L, 6.0L	Base, LS, LT, SL, SLE	Gasket	ETB0025
Savana 2500	Ignition Coil	4.8L, 6.0L	Base, LS, LT, SL, SLE	w/ Square Type Coil	IGC0150
Savana 2500	Ignition Coil	4.8L, 6.0L	Base, LS, LT, SL, SLE	w/ Round Type Coil	IGC0151
Savana 2500	Engine Oil Level Sensor	6.6L	Base	RWD	OLS0001
Savana 2500	Starter Motor	6.6L	Base	Actual OE	STR0023
Savana 3500	Fuel Injection Throttle Body	6.6L	Base	Actual OE	ETB0001
Savana 3500	Fuel Injection Throttle Body	4.8L, 6.0L	Base, LS, LT, SL, SLE	Gasket	ETB0025
Savana 3500	Ignition Coil	4.8L, 6.0L	Base, LS, LT, SL, SLE	w/ Square Type Coil	IGC0150
Savana 3500	Ignition Coil	4.8L, 6.0L	Base, LS, LT, SL, SLE	w/ Round Type Coil	IGC0151
Savana 3500	Engine Oil Level Sensor	6.6L	Base	RWD	OLS0001
Savana 3500	Starter Motor	6.6L	Base	Actual OE	STR0023
Sierra 1500	Fuel Injection Throttle Body	4.3L	WT		ETB0017
Sierra 1500	Fuel Injection Throttle Body	4.8L, 5.3L, 6.0L, 6.2L	Denali, Hybrid, SL, SLE, SLT, WT, XFE	Gasket	ETB0025
Sierra 1500	Ignition Coil	4.8L, 5.3L, 6.0L, 6.2L	Denali, Hybrid, SL, SLE, SLT, WT, XFE	w/ Square Type Coil	IGC0150
Sierra 1500	Ignition Coil	4.8L, 5.3L, 6.0L, 6.2L	Denali, Hybrid, SL, SLE, SLT, WT, XFE	w/ Round Type Coil	IGC0151
Sierra 1500	Manifold Absolute Pressure Sensor	4.3L	WT		PRS8212-HU
Sierra 2500 HD	Fuel Injection Throttle Body	6.6L	Denali, SLE, SLT, WT	Actual OE	ETB0015
Sierra 2500 HD	Fuel Injection Throttle Body	6.0L	Denali, SLE, SLT, WT	Gasket	ETB0025

Vehicle	Part Type	Engine Size	Trim	Note(s)	Part Number
<b>2012 GMC (cont'd)</b>					
Sierra 2500 HD	Ignition Coil	6.0L	Denali, SLE, SLT, WT	w/ Square Type Coil	IGC0150
Sierra 2500 HD	Ignition Coil	6.0L	Denali, SLE, SLT, WT	w/ Round Type Coil	IGC0151
Sierra 2500 HD	Engine Oil Level Sensor	6.6L	Denali, SLE, SLT, WT	4WD	OLS0001
Sierra 2500 HD	Engine Oil Level Sensor	6.6L	Denali, SLE, SLT, WT	RWD	OLS0001
Sierra 2500 HD	Starter Motor	6.6L	Denali, SLE, SLT, WT	Actual OE	STR0023
Sierra 3500 HD	Fuel Injection Throttle Body	6.6L	Denali, SLE, SLT, WT	Actual OE	ETB0015
Sierra 3500 HD	Fuel Injection Throttle Body	6.0L	Denali, SLE, SLT, WT	Gasket	ETB0025
Sierra 3500 HD	Ignition Coil	6.0L	Denali, SLE, SLT, WT	w/ Square Type Coil	IGC0150
Sierra 3500 HD	Ignition Coil	6.0L	Denali, SLE, SLT, WT	w/ Round Type Coil	IGC0151
Sierra 3500 HD	Engine Oil Level Sensor	6.6L	Denali, SLE, SLT, WT	4WD	OLS0001
Sierra 3500 HD	Engine Oil Level Sensor	6.6L	Denali, SLE, SLT, WT	RWD	OLS0001
Sierra 3500 HD	Starter Motor	6.6L	Denali, SLE, SLT, WT	Actual OE	STR0023
Terrain	Fuel Injector	2.4L	SLE, SLT	RPO Code NT7, Actual OE	FIJ0044
Terrain	Fuel Injector	3.0L	SLE, SLT	Actual OE	FIJ0045
Terrain	Ignition Coil	3.0L	SLE, SLT		IGC0173
Terrain	Ignition Coil	2.4L	SLE, SLT	GAS	IGC4059-HU
Terrain	Mass Air Flow Sensor	2.4L, 3.0L	SLE, SLT	Actual OE, 8 Pins	MAF0120
Terrain	Manifold Absolute Pressure Sensor	2.4L, 3.0L	SLE, SLT		PRS8212-HU
Yukon	Fuel Injection Throttle Body	5.3L, 6.0L, 6.2L	Base, Denali, Denali Hybrid, Hybrid, SLE, SLT	Gasket	ETB0025
Yukon	Ignition Coil	5.3L, 6.0L, 6.2L	Base, Denali, Denali Hybrid, Hybrid, SLE, SLT	w/ Square Type Coil	IGC0150
Yukon	Ignition Coil	5.3L, 6.0L, 6.2L	Base, Denali, Denali Hybrid, Hybrid, SLE, SLT	w/ Round Type Coil	IGC0151
Yukon XL 1500	Fuel Injection Throttle Body	5.3L, 6.2L	Denali, SLE, SLT	Gasket	ETB0025
Yukon XL 1500	Ignition Coil	5.3L, 6.2L	Denali, SLE, SLT	w/ Square Type Coil	IGC0150
Yukon XL 1500	Ignition Coil	5.3L, 6.2L	Denali, SLE, SLT	w/ Round Type Coil	IGC0151
Yukon XL 2500	Fuel Injection Throttle Body	6.0L	SLE, SLT	Gasket	ETB0025
Yukon XL 2500	Ignition Coil	6.0L	SLE, SLT	w/ Square Type Coil	IGC0150
Yukon XL 2500	Ignition Coil	6.0L	SLE, SLT	w/ Round Type Coil	IGC0151

Vehicle	Part Type	Engine Size	Trim	Note(s)	Part Number
<b>2013 GMC</b>					
Acadia	Ignition Coil	3.6L	Denali, SL, SLE, SLT		IGC0173
Acadia	Mass Air Flow Sensor	3.6L	Denali, SL, SLE, SLT	Actual OE, 8 Pins	MAF0120
Acadia	Manifold Absolute Pressure Sensor	3.6L	Denali, SL, SLE, SLT		PRS8212-HU
Savana 1500	Fuel Injection Throttle Body	4.3L	Base		ETB0017
Savana 1500	Fuel Injection Throttle Body	5.3L	Base, LS, LT, SL, SLE	Gasket	ETB0025
Savana 1500	Ignition Coil	5.3L	Base, LS, LT, SL, SLE	w/ Square Type Coil	IGC0150
Savana 1500	Ignition Coil	5.3L	Base, LS, LT, SL, SLE	w/ Round Type Coil	IGC0151
Savana 1500	Manifold Absolute Pressure Sensor	4.3L	Base	RWD	PRS8212-HU
Savana 2500	Fuel Injection Throttle Body	6.6L	Base	Actual OE	ETB0001
Savana 2500	Fuel Injection Throttle Body	4.8L, 6.0L	Base, LS, LT, SL, SLE	Gasket	ETB0025
Savana 2500	Ignition Coil	4.8L, 6.0L	Base, LS, LT, SL, SLE	w/ Square Type Coil	IGC0150
Savana 2500	Ignition Coil	4.8L, 6.0L	Base, LS, LT, SL, SLE	w/ Round Type Coil	IGC0151
Savana 2500	Mass Air Flow Sensor	6.6L	Base	Actual OE, 8 Pins	MAF0120
Savana 2500	Engine Oil Level Sensor	6.6L	Base	RWD	OLS0001
Savana 2500	Starter Motor	6.6L	Base	Actual OE	STR0023
Savana 3500	Fuel Injection Throttle Body	6.6L	Base	Actual OE	ETB0001
Savana 3500	Fuel Injection Throttle Body	4.8L, 6.0L	Base, LS, LT, SL, SLE	Gasket	ETB0025
Savana 3500	Ignition Coil	4.8L, 6.0L	Base, LS, LT, SL, SLE	w/ Square Type Coil	IGC0150
Savana 3500	Ignition Coil	4.8L, 6.0L	Base, LS, LT, SL, SLE	w/ Round Type Coil	IGC0151
Savana 3500	Mass Air Flow Sensor	6.6L	Base	Actual OE, 8 Pins	MAF0120
Savana 3500	Mass Air Flow Sensor	6.6L	LS, LT	Lower, Actual OE, 8 Pins	MAF0120
Savana 3500	Engine Oil Level Sensor	6.6L	Base	RWD	OLS0001
Savana 3500	Starter Motor	6.6L	Base	Actual OE	STR0023
Sierra 1500	Fuel Injection Throttle Body	4.3L	WT		ETB0017
Sierra 1500	Fuel Injection Throttle Body	4.8L, 5.3L, 6.0L, 6.2L	Denali, Hybrid, SL, SLE, SLT, WT, XFE	Gasket	ETB0025
Sierra 1500	Ignition Coil	4.8L, 5.3L, 6.0L, 6.2L	Denali, Hybrid, SL, SLE, SLT, WT, XFE	w/ Square Type Coil	IGC0150

Vehicle	Part Type	Engine Size	Trim	Note(s)	Part Number
<b>2013 GMC (cont'd)</b>					
Sierra 1500	Ignition Coil	4.8L, 5.3L, 6.0L, 6.2L	Denali, Hybrid, SL, SLE, SLT, WT, XFE	w/ Round Type Coil	IGC0151
Sierra 1500	Manifold Absolute Pressure Sensor	4.3L	WT		PRS8212-HU
Sierra 2500 HD	Fuel Injection Throttle Body	6.6L	Denali, SLE, SLT, WT	Actual OE	ETB0015
Sierra 2500 HD	Fuel Injection Throttle Body	6.0L	Denali, SLE, SLT, WT	Gasket	ETB0025
Sierra 2500 HD	Ignition Coil	6.0L	Denali, SLE, SLT, WT	w/ Square Type Coil	IGC0150
Sierra 2500 HD	Ignition Coil	6.0L	Denali, SLE, SLT, WT	w/ Round Type Coil	IGC0151
Sierra 2500 HD	Mass Air Flow Sensor	6.6L	Denali, SLE, SLT, WT	w/ 8 Pins, Actual OE, 8 Pins	MAF0088
Sierra 2500 HD	Mass Air Flow Sensor	6.6L	Denali, SLE, SLT, WT	Actual OE, 8 Pins	MAF0120
Sierra 2500 HD	Engine Oil Level Sensor	6.6L	Denali, SLE, SLT, WT	4WD	OLS0001
Sierra 2500 HD	Engine Oil Level Sensor	6.6L	Denali, SLE, SLT, WT	RWD	OLS0001
Sierra 2500 HD	Starter Motor	6.6L	Denali, SLE, SLT, WT	Actual OE	STR0023
Sierra 3500 HD	Fuel Injection Throttle Body	6.6L	Denali, SLE, SLT, WT	Actual OE	ETB0015
Sierra 3500 HD	Fuel Injection Throttle Body	6.0L	Denali, SLE, SLT, WT	Gasket	ETB0025
Sierra 3500 HD	Ignition Coil	6.0L	Denali, SLE, SLT, WT	w/ Square Type Coil	IGC0150
Sierra 3500 HD	Ignition Coil	6.0L	Denali, SLE, SLT, WT	w/ Round Type Coil	IGC0151
Sierra 3500 HD	Mass Air Flow Sensor	6.6L	Denali, SLE, SLT, WT	w/ 8 Pins, Actual OE, 8 Pins	MAF0088
Sierra 3500 HD	Mass Air Flow Sensor	6.6L	Denali, SLE, SLT, WT	Actual OE, 8 Pins	MAF0120
Sierra 3500 HD	Engine Oil Level Sensor	6.6L	Denali, SLE, SLT, WT	4WD	OLS0001
Sierra 3500 HD	Engine Oil Level Sensor	6.6L	Denali, SLE, SLT, WT	RWD	OLS0001
Sierra 3500 HD	Starter Motor	6.6L	Denali, SLE, SLT, WT	Actual OE	STR0023
Terrain	Fuel Injector	2.4L	Denali, SLE, SLT	RPO Code NT7, Actual OE	FIJ0044
Terrain	Fuel Injector	3.6L	Denali, SLE, SLT	Actual OE	FIJ0045
Terrain	Ignition Coil	3.6L	Denali, SLE, SLT		IGC0173
Terrain	Ignition Coil	2.4L	Denali, SLE, SLT	GAS	IGC4059-HU
Terrain	Mass Air Flow Sensor	2.4L, 3.6L	Denali, SLE, SLT	Actual OE, 8 Pins	MAF0120
Terrain	Manifold Absolute Pressure Sensor	2.4L, 3.6L	Denali, SLE, SLT		PRS8212-HU
Yukon	Fuel Injection Throttle Body	5.3L, 6.0L, 6.2L	Denali, Denali Hybrid, Hybrid, SLE, SLT	Gasket	ETB0025

Vehicle	Part Type	Engine Size	Trim	Note(s)	Part Number
<b>2013 GMC (cont'd)</b>					
Yukon	Ignition Coil	5.3L, 6.0L, 6.2L	Denali, Denali Hybrid, Hybrid, SLE, SLT	w/ Square Type Coil	IGC0150
Yukon	Ignition Coil	5.3L, 6.0L, 6.2L	Denali, Denali Hybrid, Hybrid, SLE, SLT	w/ Round Type Coil	IGC0151
Yukon XL 1500	Fuel Injection Throttle Body	5.3L, 6.2L	Denali, SLE, SLT	Gasket	ETB0025
Yukon XL 1500	Ignition Coil	5.3L, 6.2L	Denali, SLE, SLT	w/ Square Type Coil	IGC0150
Yukon XL 1500	Ignition Coil	5.3L, 6.2L	Denali, SLE, SLT	w/ Round Type Coil	IGC0151
Yukon XL 2500	Fuel Injection Throttle Body	6.0L	SLE, SLT	Gasket	ETB0025
Yukon XL 2500	Ignition Coil	6.0L	SLE, SLT	w/ Square Type Coil	IGC0150
Yukon XL 2500	Ignition Coil	6.0L	SLE, SLT	w/ Round Type Coil	IGC0151
<b>2014 GMC</b>					
Acadia	Ignition Coil	3.6L	Denali, SLE, SLT		IGC0173
Acadia	Mass Air Flow Sensor	3.6L	Denali, SLE, SLT	Actual OE, 8 Pins	MAF0120
Acadia	Manifold Absolute Pressure Sensor	3.6L	Denali, SLE, SLT		PRS8212-HU
Savana 1500	Fuel Injection Throttle Body	4.3L	Base		ETB0017
Savana 1500	Fuel Injection Throttle Body	5.3L	Base, LS, LT	Gasket	ETB0025
Savana 1500	Ignition Coil	5.3L	Base, LS, LT	w/ Square Type Coil	IGC0150
Savana 1500	Ignition Coil	5.3L	Base, LS, LT	w/ Round Type Coil	IGC0151
Savana 1500	Manifold Absolute Pressure Sensor	4.3L	Base	RWD	PRS8212-HU
Savana 2500	Fuel Injection Throttle Body	6.6L	Base	Actual OE	ETB0001
Savana 2500	Fuel Injection Throttle Body	4.8L, 6.0L	Base, LS, LT	Gasket	ETB0025
Savana 2500	Ignition Coil	4.8L, 6.0L	Base, LS, LT	w/ Square Type Coil	IGC0150
Savana 2500	Ignition Coil	4.8L, 6.0L	Base, LS, LT	w/ Round Type Coil	IGC0151
Savana 2500	Mass Air Flow Sensor	6.6L	Base	Actual OE, 8 Pins	MAF0120
Savana 2500	Engine Oil Level Sensor	6.6L	Base	RWD	OLS0001
Savana 2500	Starter Motor	6.6L	Base	Actual OE	STR0023
Savana 3500	Fuel Injection Throttle Body	6.6L	Base	Actual OE	ETB0001

Vehicle	Part Type	Engine Size	Trim	Note(s)	Part Number
<b>2014 GMC (cont'd)</b>					
Savana 3500	Fuel Injection Throttle Body	4.8L, 6.0L	Base, LS, LT	Gasket	ETB0025
Savana 3500	Ignition Coil	4.8L, 6.0L	Base, LS, LT	w/ Square Type Coil	IGC0150
Savana 3500	Ignition Coil	4.8L, 6.0L	Base, LS, LT	w/ Round Type Coil	IGC0151
Savana 3500	Mass Air Flow Sensor	6.6L	Base	Actual OE, 8 Pins	MAF0120
Savana 3500	Mass Air Flow Sensor	6.6L	LS, LT	Lower, Actual OE, 8 Pins	MAF0120
Savana 3500	Engine Oil Level Sensor	6.6L	Base	RWD	OLS0001
Savana 3500	Starter Motor	6.6L	Base	Actual OE	STR0023
Sierra 1500	Fuel Injection Throttle Body	5.3L	Base, Denali, SLE, SLT		ETB0066
Sierra 1500	Fuel Injection Throttle Body	6.2L	Denali, SLT		ETB0067
Sierra 1500	Mass Air Flow Sensor	4.3L, 5.3L, 6.2L	Base, Denali, SLE, SLT	Actual OE, 8 Pins	MAF0120
Sierra 2500 HD	Fuel Injection Throttle Body	6.6L	Denali, SLE, SLT, WT	Actual OE	ETB0015
Sierra 2500 HD	Fuel Injection Throttle Body	6.0L	Denali, SLE, SLT, WT	Gasket	ETB0025
Sierra 2500 HD	Ignition Coil	6.0L	Denali, SLE, SLT, WT	w/ Square Type Coil	IGC0150
Sierra 2500 HD	Ignition Coil	6.0L	Denali, SLE, SLT, WT	w/ Round Type Coil	IGC0151
Sierra 2500 HD	Mass Air Flow Sensor	6.6L	Denali, SLE, SLT, WT	w/ 8 Pins, Actual OE, 8 Pins	MAF0088
Sierra 2500 HD	Mass Air Flow Sensor	6.6L	Denali, SLE, SLT, WT	Actual OE, 8 Pins	MAF0120
Sierra 2500 HD	Engine Oil Level Sensor	6.6L	Denali, SLE, SLT, WT	4WD	OLS0001
Sierra 2500 HD	Engine Oil Level Sensor	6.6L	Denali, SLE, SLT, WT	RWD	OLS0001
Sierra 2500 HD	Starter Motor	6.6L	Denali, SLE, SLT, WT	Actual OE	STR0023
Sierra 3500 HD	Fuel Injection Throttle Body	6.6L	Denali, SLE, SLT, WT	Actual OE	ETB0015
Sierra 3500 HD	Fuel Injection Throttle Body	6.0L	Denali, SLE, SLT, WT	Gasket	ETB0025
Sierra 3500 HD	Ignition Coil	6.0L	Denali, SLE, SLT, WT	w/ Square Type Coil	IGC0150
Sierra 3500 HD	Ignition Coil	6.0L	Denali, SLE, SLT, WT	w/ Round Type Coil	IGC0151
Sierra 3500 HD	Mass Air Flow Sensor	6.6L	Denali, SLE, SLT, WT	w/ 8 Pins, Actual OE, 8 Pins	MAF0088
Sierra 3500 HD	Mass Air Flow Sensor	6.6L	Denali, SLE, SLT, WT	Actual OE, 8 Pins	MAF0120

Vehicle	Part Type	Engine Size	Trim	Note(s)	Part Number
<b>2014 GMC (cont'd)</b>					
Sierra 3500 HD	Engine Oil Level Sensor	6.6L	Denali, SLE, SLT, WT	4WD	OLS0001
Sierra 3500 HD	Engine Oil Level Sensor	6.6L	Denali, SLE, SLT, WT	RWD	OLS0001
Sierra 3500 HD	Starter Motor	6.6L	Denali, SLE, SLT, WT	Actual OE	STR0023
Terrain	Fuel Injector	2.4L	Denali, SLE, SLT	RPO Code NT7, Actual OE	FIJ0044
Terrain	Fuel Injector	3.6L	Denali, SLE, SLT	Actual OE	FIJ0045
Terrain	Ignition Coil	3.6L	Denali, SLE, SLT		IGC0173
Terrain	Ignition Coil	2.4L	Denali, SLE, SLT	GAS	IGC4059-HU
Terrain	Mass Air Flow Sensor	2.4L, 3.6L	Denali, SLE, SLT	Actual OE, 8 Pins	MAF0120
Terrain	Manifold Absolute Pressure Sensor	2.4L, 3.6L	Denali, SLE, SLT		PRS8212-HU
Yukon	Fuel Injection Throttle Body	5.3L, 6.2L	Denali, SLE, SLT	Gasket	ETB0025
Yukon	Ignition Coil	5.3L, 6.2L	Denali, SLE, SLT	w/ Square Type Coil	IGC0150
Yukon	Ignition Coil	5.3L, 6.2L	Denali, SLE, SLT	w/ Round Type Coil	IGC0151
Yukon XL 1500	Fuel Injection Throttle Body	5.3L, 6.2L	Denali, SLE, SLT	Gasket	ETB0025
Yukon XL 1500	Ignition Coil	5.3L, 6.2L	Denali, SLE, SLT	w/ Square Type Coil	IGC0150
Yukon XL 1500	Ignition Coil	5.3L, 6.2L	Denali, SLE, SLT	w/ Round Type Coil	IGC0151
<b>2015 GMC</b>					
Acadia	Ignition Coil	3.6L	Denali, SLE, SLT, SLT1, SLT2		IGC0173
Acadia	Mass Air Flow Sensor	3.6L	Denali, SLE, SLT, SLT1, SLT2	Actual OE, 8 Pins	MAF0120
Acadia	Manifold Absolute Pressure Sensor	3.6L	Denali, SLE, SLT, SLT1, SLT2		PRS8212-HU
Canyon	Fuel Injector	3.6L	Base, SLE, SLT	Actual OE	FIJ0045
Canyon	Ignition Coil	3.6L	Base, SLE, SLT		IGC0173
Canyon	Mass Air Flow Sensor	2.5L, 3.6L	Base, SL, SLE, SLT	Actual OE, 8 Pins	MAF0120
Canyon	Manifold Absolute Pressure Sensor	2.5L, 3.6L	Base, SLE, SLT	Automatic	PRS8212-HU
Canyon	Manifold Absolute Pressure Sensor	2.5L	Base, SL	Manual, T2M53	PRS8212-HU
Savana 2500	Fuel Injection Throttle Body	6.6L	Base	Actual OE	ETB0001
Savana 2500	Fuel Injection Throttle Body	4.8L, 6.0L	Base, LS, LT	Gasket	ETB0025
Savana 2500	Ignition Coil	4.8L, 6.0L	Base, LS, LT	w/ Square Type Coil	IGC0150

Vehicle	Part Type	Engine Size	Trim	Note(s)	Part Number
<b>2015 GMC (cont'd)</b>					
Savana 2500	Ignition Coil	4.8L, 6.0L	Base, LS, LT	w/ Round Type Coil	IGC0151
Savana 2500	Mass Air Flow Sensor	6.6L	Base	Actual OE, 8 Pins	MAF0120
Savana 2500	Engine Oil Level Sensor	6.6L	Base	RWD	OLS0001
Savana 2500	Starter Motor	6.6L	Base	Actual OE	STR0023
Savana 3500	Fuel Injection Throttle Body	6.6L	Base, LS, LT	Actual OE	ETB0001
Savana 3500	Fuel Injection Throttle Body	4.8L, 6.0L	Base, LS, LT	Gasket	ETB0025
Savana 3500	Ignition Coil	4.8L, 6.0L	Base, LS, LT	w/ Square Type Coil	IGC0150
Savana 3500	Ignition Coil	4.8L, 6.0L	Base, LS, LT	w/ Round Type Coil	IGC0151
Savana 3500	Mass Air Flow Sensor	6.6L	Base, LS, LT	Actual OE, 8 Pins	MAF0120
Savana 3500	Engine Oil Level Sensor	6.6L	Base, LS, LT	RWD	OLS0001
Savana 3500	Starter Motor	6.6L	Base, LS, LT	Actual OE	STR0023
Sierra 1500	Fuel Injection Throttle Body	5.3L	Base, Denali, SLE, SLT		ETB0066
Sierra 1500	Fuel Injection Throttle Body	6.2L	Denali, SLT		ETB0067
Sierra 1500	Mass Air Flow Sensor	4.3L, 5.3L, 6.2L	Base, Denali, SLE, SLT	Actual OE, 8 Pins	MAF0120
Sierra 2500 HD	Fuel Injection Throttle Body	6.6L	Base, Denali, SLE, SLT	Actual OE	ETB0015
Sierra 2500 HD	Fuel Injection Throttle Body	6.0L	Base, Denali, SLE, SLT	Gasket	ETB0025
Sierra 2500 HD	Ignition Coil	6.0L	Base, Denali, SLE, SLT	w/ Square Type Coil	IGC0150
Sierra 2500 HD	Ignition Coil	6.0L	Base, Denali, SLE, SLT	w/ Round Type Coil	IGC0151
Sierra 2500 HD	Mass Air Flow Sensor	6.6L	Base, Denali, SLE, SLT	w/ 8 Pins, Actual OE, 8 Pins	MAF0088
Sierra 2500 HD	Mass Air Flow Sensor	6.6L	Base, Denali, SLE, SLT	Actual OE, 8 Pins	MAF0120
Sierra 2500 HD	Engine Oil Level Sensor	6.6L	Base, Denali, SLE, SLT	4WD	OLS0001
Sierra 2500 HD	Engine Oil Level Sensor	6.6L	Base, Denali, SLE, SLT	RWD	OLS0001
Sierra 2500 HD	Starter Motor	6.6L	Base, Denali, SLE, SLT	Actual OE	STR0023
Sierra 3500 HD	Fuel Injection Throttle Body	6.6L	Base, Denali, SLE, SLT	Actual OE	ETB0015
Sierra 3500 HD	Fuel Injection Throttle Body	6.0L	Base, Denali, SLE, SLT	Gasket	ETB0025
Sierra 3500 HD	Ignition Coil	6.0L	Base, Denali, SLE, SLT	w/ Square Type Coil	IGC0150



Vehicle	Part Type	Engine Size	Trim	Note(s)	Part Number
<b>2015 GMC (cont'd)</b>					
Sierra 3500 HD	Ignition Coil	6.0L	Base, Denali, SLE, SLT	w/ Round Type Coil	IGC0151
Sierra 3500 HD	Mass Air Flow Sensor	6.6L	Base, Denali, SLE, SLT	w/ 8 Pins, Actual OE, 8 Pins	MAF0088
Sierra 3500 HD	Mass Air Flow Sensor	6.6L	Base, Denali, SLE, SLT	Actual OE, 8 Pins	MAF0120
Sierra 3500 HD	Engine Oil Level Sensor	6.6L	Base, Denali, SLE, SLT	4WD	OLS0001
Sierra 3500 HD	Engine Oil Level Sensor	6.6L	Base, Denali, SLE, SLT	RWD	OLS0001
Sierra 3500 HD	Starter Motor	6.6L	Base, Denali, SLE, SLT	Actual OE	STR0023
Terrain	Fuel Injector	2.4L	Denali, SL, SLE, SLT	RPO Code NT7, Actual OE	FIJ0044
Terrain	Fuel Injector	3.6L	Denali, SLE, SLT	Actual OE	FIJ0045
Terrain	Ignition Coil	3.6L	Denali, SLE, SLT		IGC0173
Terrain	Ignition Coil	2.4L	Denali, SL, SLE, SLT	GAS	IGC4059-HU
Terrain	Mass Air Flow Sensor	2.4L, 3.6L	Denali, SL, SLE, SLT	Actual OE, 8 Pins	MAF0120
Terrain	Manifold Absolute Pressure Sensor	2.4L, 3.6L	Denali, SL, SLE, SLT		PRS8212-HU
Yukon	Fuel Injection Throttle Body	5.3L	SLE, SLT		ETB0066
Yukon	Fuel Injection Throttle Body	6.2L	Denali		ETB0067
Yukon	Mass Air Flow Sensor	5.3L, 6.2L	Denali, SLE, SLT	Actual OE, 8 Pins	MAF0120
Yukon XL	Fuel Injection Throttle Body	5.3L	SLE, SLT		ETB0066
Yukon XL	Fuel Injection Throttle Body	6.2L	Denali		ETB0067
Yukon XL	Mass Air Flow Sensor	5.3L, 6.2L	Denali, SLE, SLT	Actual OE, 8 Pins	MAF0120
<b>2016 GMC</b>					
Acadia	Ignition Coil	3.6L	Denali, SL, SLE, SLT, SLT1, SLT2		IGC0173
Acadia	Mass Air Flow Sensor	3.6L	Denali, SL, SLE, SLT, SLT1, SLT2	Actual OE, 8 Pins	MAF0120
Acadia	Manifold Absolute Pressure Sensor	3.6L	Denali, SL, SLE, SLT, SLT1, SLT2		PRS8212-HU
Canyon	Fuel Injector	3.6L	Base, SLE, SLT	Actual OE	FIJ0045
Canyon	Ignition Coil	3.6L	Base, SLE, SLT		IGC0173
Canyon	Mass Air Flow Sensor	2.5L, 3.6L	Base, SL, SLE, SLT	Actual OE, 8 Pins	MAF0120
Canyon	Mass Air Flow Sensor	2.8L	SLE, SLT	Actual OE, 8-Pin male connector	MAF0128
Canyon	Manifold Absolute Pressure Sensor	2.5L, 3.6L	Base, SLE, SLT	Automatic	PRS8212-HU

Vehicle	Part Type	Engine Size	Trim	Note(s)	Part Number
<b>2016 GMC (cont'd)</b>					
Canyon	Manifold Absolute Pressure Sensor	2.5L	Base, SL	Manual, T2M53	PRS8212-HU
Savana 2500	Fuel Injection Throttle Body	6.6L	Base	Actual OE	ETB0001
Savana 2500	Fuel Injection Throttle Body	4.8L, 6.0L	Base, LS, LT		ETB0067
Savana 2500	Ignition Coil	4.8L, 6.0L	Base, LS, LT	w/ Square Type Coil	IGC0150
Savana 2500	Ignition Coil	4.8L, 6.0L	Base, LS, LT	w/ Round Type Coil	IGC0151
Savana 2500	Mass Air Flow Sensor	4.8L, 6.0L, 6.6L	Base, LS, LT	Actual OE, 8 Pins	MAF0120
Savana 2500	Engine Oil Level Sensor	6.6L	Base	RWD	OLS0001
Savana 2500	Starter Motor	6.6L	Base	Actual OE	STR0023
Savana 3500	Fuel Injection Throttle Body	6.6L	Base, LS, LT	Actual OE	ETB0001
Savana 3500	Fuel Injection Throttle Body	4.8L, 6.0L	Base, LS, LT		ETB0067
Savana 3500	Ignition Coil	4.8L, 6.0L	Base, LS, LT	w/ Square Type Coil	IGC0150
Savana 3500	Ignition Coil	4.8L, 6.0L	Base, LS, LT	w/ Round Type Coil	IGC0151
Savana 3500	Mass Air Flow Sensor	4.8L, 6.0L, 6.6L	Base, LS, LT	Actual OE, 8 Pins	MAF0120
Savana 3500	Engine Oil Level Sensor	6.6L	Base, LS, LT	RWD	OLS0001
Savana 3500	Starter Motor	6.6L	Base, LS, LT	Actual OE	STR0023
Sierra 1500	Fuel Injection Throttle Body	5.3L	Base, Denali, SLE, SLT		ETB0066
Sierra 1500	Fuel Injection Throttle Body	6.2L	Denali, SLT		ETB0067
Sierra 1500	Mass Air Flow Sensor	4.3L, 5.3L, 6.2L	Base, Denali, SLE, SLT	Actual OE, 8 Pins	MAF0120
Sierra 2500 HD	Fuel Injection Throttle Body	6.6L	Base, Denali, SLE, SLT	Actual OE	ETB0015
Sierra 2500 HD	Fuel Injection Throttle Body	6.0L	Base, Denali, SLE, SLT		ETB0067
Sierra 2500 HD	Ignition Coil	6.0L	Base, Denali, SLE, SLT	w/ Square Type Coil	IGC0150
Sierra 2500 HD	Ignition Coil	6.0L	Base, Denali, SLE, SLT	w/ Round Type Coil	IGC0151
Sierra 2500 HD	Mass Air Flow Sensor	6.0L	Base, Denali, SLE, SLT	Actual OE, 8 Pins	MAF0120
Sierra 2500 HD	Mass Air Flow Sensor	6.6L	Base, Denali, SLE, SLT	LML, Actual OE, 8 Pins	MAF0120
Sierra 2500 HD	Engine Oil Level Sensor	6.6L	Base, Denali, SLE, SLT	4WD	OLS0001

Vehicle	Part Type	Engine Size	Trim	Note(s)	Part Number
<b>2016 GMC (cont'd)</b>					
Sierra 2500 HD	Engine Oil Level Sensor	6.6L	Base, Denali, SLE, SLT	RWD	OLS0001
Sierra 2500 HD	Starter Motor	6.6L	Base, Denali, SLE, SLT	Actual OE	STR0023
Sierra 3500 HD	Fuel Injection Throttle Body	6.6L	Base, Denali, SLE, SLT	Actual OE	ETB0015
Sierra 3500 HD	Fuel Injection Throttle Body	6.0L	Base, Denali, SLE, SLT		ETB0067
Sierra 3500 HD	Ignition Coil	6.0L	Base, Denali, SLE, SLT	w/ Square Type Coil	IGC0150
Sierra 3500 HD	Ignition Coil	6.0L	Base, Denali, SLE, SLT	w/ Round Type Coil	IGC0151
Sierra 3500 HD	Mass Air Flow Sensor	6.0L	Base, Denali, SLE, SLT	Actual OE, 8 Pins	MAF0120
Sierra 3500 HD	Mass Air Flow Sensor	6.6L	Base, Denali, SLE, SLT	LML, Actual OE, 8 Pins	MAF0120
Sierra 3500 HD	Engine Oil Level Sensor	6.6L	Base, Denali, SLE, SLT	4WD	OLS0001
Sierra 3500 HD	Engine Oil Level Sensor	6.6L	Base, Denali, SLE, SLT	RWD	OLS0001
Sierra 3500 HD	Starter Motor	6.6L	Base, Denali, SLE, SLT	Actual OE	STR0023
Terrain	Fuel Injector	2.4L	Denali, SL, SLE, SLT	RPO Code NT7, Actual OE	FIJ0044
Terrain	Fuel Injector	3.6L	Denali, SLE, SLT	Actual OE	FIJ0045
Terrain	Ignition Coil	3.6L	Denali, SLE, SLT		IGC0173
Terrain	Mass Air Flow Sensor	2.4L, 3.6L	SL, SLE	LF26, Actual OE, 8 Pins	MAF0120
Terrain	Mass Air Flow Sensor	2.4L, 3.6L	SLE	LG26, Actual OE, 8 Pins	MAF0120
Terrain	Mass Air Flow Sensor	2.4L, 3.6L	SLE, SLT	LH26, Actual OE, 8 Pins	MAF0120
Terrain	Mass Air Flow Sensor	2.4L, 3.6L	Denali, SLT	LJ26, Actual OE, 8 Pins	MAF0120
Terrain	Mass Air Flow Sensor	2.4L, 3.6L	SLE, SLT	LK26, Actual OE, 8 Pins	MAF0120
Terrain	Mass Air Flow Sensor	2.4L, 3.6L	Denali, SLT	LM26, Actual OE, 8 Pins	MAF0120
Terrain	Manifold Absolute Pressure Sensor	2.4L	Denali, SL, SLE, SLT	6T45	PRS8212-HU
Terrain	Manifold Absolute Pressure Sensor	3.6L	Denali, SLE, SLT	6T70	PRS8212-HU
Yukon	Fuel Injection Throttle Body	5.3L	SLE, SLT		ETB0066
Yukon	Fuel Injection Throttle Body	6.2L	Denali		ETB0067
Yukon	Mass Air Flow Sensor	5.3L, 6.2L	Denali, SLE, SLT	Actual OE, 8 Pins	MAF0120
Yukon XL	Fuel Injection Throttle Body	5.3L	SLE, SLT		ETB0066

Vehicle	Part Type	Engine Size	Trim	Note(s)	Part Number
<b>2016 GMC (cont'd)</b>					
Yukon XL	Fuel Injection Throttle Body	6.2L	Denali		ETB0067
Yukon XL	Mass Air Flow Sensor	5.3L, 6.2L	Denali, SLE, SLT	Actual OE, 8 Pins	MAF0120
<b>2017 GMC</b>					
Acadia	Fuel Injector	3.6L	Denali, SLE, SLT	Except RPO Code NU5, Actual OE	FIJ0051
Acadia	Mass Air Flow Sensor	3.6L	Denali, SLT	Actual OE, 8 Pins	MAF0120
Acadia	Mass Air Flow Sensor	2.5L, 3.6L	SLE	NB26, Actual OE, 8 Pins	MAF0120
Acadia	Mass Air Flow Sensor	2.5L, 3.6L	SLE	NC26, Actual OE, 8 Pins	MAF0120
Acadia	Mass Air Flow Sensor	2.5L, 3.6L	SLT	ND26, Actual OE, 8 Pins	MAF0120
Acadia	Mass Air Flow Sensor	2.5L, 3.6L	SLT	NE26, Actual OE, 8 Pins	MAF0120
Acadia	Mass Air Flow Sensor	3.6L	Denali	NF26, Actual OE, 8 Pins	MAF0120
Acadia	Mass Air Flow Sensor	2.5L	SL	NH26, Actual OE, 8 Pins	MAF0120
Acadia	Mass Air Flow Sensor	2.5L, 3.6L	SLE	NJ26, Actual OE, 8 Pins	MAF0120
Acadia	Mass Air Flow Sensor	2.5L, 3.6L	SLE	NK26, Actual OE, 8 Pins	MAF0120
Acadia	Mass Air Flow Sensor	2.5L, 3.6L	SLT	NL26, Actual OE, 8 Pins	MAF0120
Acadia	Mass Air Flow Sensor	2.5L, 3.6L	SLT	NM26, Actual OE, 8 Pins	MAF0120
Acadia	Mass Air Flow Sensor	3.6L	Denali	NN26, Actual OE, 8 Pins	MAF0120
Acadia	Manifold Absolute Pressure Sensor	2.5L	SL, SLE, SLT	6T50	PRS8212-HU
Acadia Limited	Ignition Coil	3.6L	Base		IGC0173
Acadia Limited	Mass Air Flow Sensor	3.6L	Base	Actual OE, 8 Pins	MAF0120
Acadia Limited	Manifold Absolute Pressure Sensor	3.6L	Base		PRS8212-HU
Canyon	Fuel Injector	3.6L	Base, Denali, SLE, SLT	Except RPO Code NU5, Actual OE	FIJ0051
Canyon	Mass Air Flow Sensor	2.5L, 3.6L	Base, Denali, SL, SLE, SLT	Actual OE, 8 Pins	MAF0120
Canyon	Mass Air Flow Sensor	2.8L	Denali, SLE, SLT	Actual OE, 8-Pin male connector	MAF0128
Canyon	Manifold Absolute Pressure Sensor	2.5L	Base, SLE	Automatic	PRS8212-HU
Canyon	Manifold Absolute Pressure Sensor	2.5L	Base, SL	Manual, T2M53	PRS8212-HU

Vehicle	Part Type	Engine Size	Trim	Note(s)	Part Number
<b>2017 GMC (cont'd)</b>					
Savana 2500	Fuel Injection Throttle Body	4.8L, 6.0L	Base, LS, LT		ETB0067
Savana 2500	Ignition Coil	4.8L, 6.0L	Base, LS, LT	w/ Square Type Coil	IGC0150
Savana 2500	Ignition Coil	4.8L, 6.0L	Base, LS, LT	w/ Round Type Coil	IGC0151
Savana 2500	Mass Air Flow Sensor	2.8L, 4.8L, 6.0L	Base, LS, LT	Actual OE, 8-Pin male connector	MAF0128
Savana 3500	Fuel Injection Throttle Body	4.8L, 6.0L	Base, LS, LT		ETB0067
Savana 3500	Ignition Coil	4.8L, 6.0L	Base, LS, LT	w/ Square Type Coil	IGC0150
Savana 3500	Ignition Coil	4.8L, 6.0L	Base, LS, LT	w/ Round Type Coil	IGC0151
Savana 3500	Mass Air Flow Sensor	2.8L, 4.8L, 6.0L	Base, LS, LT	Actual OE, 8-Pin male connector	MAF0128
Sierra 1500	Fuel Injection Throttle Body	5.3L	Base, Denali, SLE, SLT		ETB0066
Sierra 1500	Fuel Injection Throttle Body	6.2L	Denali, SLT		ETB0067
Sierra 1500	Mass Air Flow Sensor	4.3L, 5.3L, 6.2L	Base, Denali, SLE, SLT	Actual OE, 8 Pins	MAF0120
Sierra 2500 HD	Fuel Injection Throttle Body	6.0L	Base, Denali, SLE, SLT		ETB0067
Sierra 2500 HD	Ignition Coil	6.0L	Base, Denali, SLE, SLT	w/ Square Type Coil	IGC0150
Sierra 2500 HD	Ignition Coil	6.0L	Base, Denali, SLE, SLT	w/ Round Type Coil	IGC0151
Sierra 2500 HD	Mass Air Flow Sensor	6.0L	Base, Denali, SLE, SLT	Actual OE, 8 Pins	MAF0120
Sierra 2500 HD	Mass Air Flow Sensor	6.6L	Base, Denali, SLE, SLT	Actual OE, 8-Pin male connector	MAF0128
Sierra 2500 HD	Starter Motor	6.6L	Base, Denali, SLE, SLT	Actual OE	STR0023
Sierra 3500 HD	Fuel Injection Throttle Body	6.0L	Base, Denali, SLE, SLT		ETB0067
Sierra 3500 HD	Ignition Coil	6.0L	Base, Denali, SLE, SLT	w/ Square Type Coil	IGC0150
Sierra 3500 HD	Ignition Coil	6.0L	Base, Denali, SLE, SLT	w/ Round Type Coil	IGC0151
Sierra 3500 HD	Mass Air Flow Sensor	6.0L	Base, Denali, SLE, SLT	Actual OE, 8 Pins	MAF0120
Sierra 3500 HD	Mass Air Flow Sensor	6.6L	Base, Denali, SLE, SLT	Actual OE, 8-Pin male connector	MAF0128
Sierra 3500 HD	Starter Motor	6.6L	Base, Denali, SLE, SLT	Actual OE	STR0023
Terrain	Fuel Injector	2.4L	Denali, SL, SLE, SLT	RPO Code NT7, Actual OE	FIJ0044
Terrain	Fuel Injector	3.6L	Denali, SLE, SLT	Actual OE	FIJ0045
Terrain	Ignition Coil	3.6L	Denali, SLE, SLT		IGC0173

Vehicle	Part Type	Engine Size	Trim	Note(s)	Part Number
<b>2017 GMC (cont'd)</b>					
Terrain	Mass Air Flow Sensor	3.6L	SLT	Actual OE, 8 Pins	MAF0120
Terrain	Mass Air Flow Sensor	2.4L, 3.6L	SL, SLE	LF26, Actual OE, 8 Pins	MAF0120
Terrain	Mass Air Flow Sensor	2.4L, 3.6L	SLE	LG26, Actual OE, 8 Pins	MAF0120
Terrain	Mass Air Flow Sensor	2.4L, 3.6L	SLE, SLT	LH26, Actual OE, 8 Pins	MAF0120
Terrain	Mass Air Flow Sensor	2.4L, 3.6L	Denali, SLT	LJ26, Actual OE, 8 Pins	MAF0120
Terrain	Mass Air Flow Sensor	2.4L, 3.6L	SLE, SLT	LK26, Actual OE, 8 Pins	MAF0120
Terrain	Mass Air Flow Sensor	2.4L, 3.6L	Denali, SLT	LM26, Actual OE, 8 Pins	MAF0120
Terrain	Manifold Absolute Pressure Sensor	2.4L	Denali, SL, SLE, SLT	6T45	PRS8212-HU
Terrain	Manifold Absolute Pressure Sensor	3.6L	Denali, SLE, SLT	6T70	PRS8212-HU
Yukon	Fuel Injection Throttle Body	5.3L	SLE, SLT		ETB0066
Yukon	Fuel Injection Throttle Body	6.2L	Denali		ETB0067
Yukon	Mass Air Flow Sensor	5.3L, 6.2L	Denali, SLE, SLT	Actual OE, 8 Pins	MAF0120
Yukon XL	Fuel Injection Throttle Body	5.3L	SLE, SLT		ETB0066
Yukon XL	Fuel Injection Throttle Body	6.2L	Denali		ETB0067
Yukon XL	Mass Air Flow Sensor	5.3L, 6.2L	Denali, SLE, SLT	Actual OE, 8 Pins	MAF0120
<b>2018 GMC</b>					
Acadia	Fuel Injector	3.6L	Denali, SLE, SLT	Except RPO Code NU5, Actual OE	FIJ0051
Acadia	Mass Air Flow Sensor	2.5L, 3.6L	Denali, SL, SLE, SLT	Actual OE, 8 Pins	MAF0120
Canyon	Fuel Injector	3.6L	All Terrain, Base, Denali, SLE, SLT	Except RPO Code NU5, Actual OE	FIJ0051
Canyon	Mass Air Flow Sensor	2.5L, 3.6L	All Terrain, Base, Denali, SL, SLE, SLT	Actual OE, 8 Pins	MAF0120
Canyon	Mass Air Flow Sensor	2.8L	All Terrain, Denali, SLE, SLT	Actual OE, 8-Pin male connector	MAF0128
Sierra 1500	Fuel Injection Throttle Body	5.3L	Base, Denali, SLE, SLT		ETB0066
Sierra 1500	Fuel Injection Throttle Body	6.2L	Denali, SLT		ETB0067
Sierra 1500	Mass Air Flow Sensor	4.3L, 5.3L, 6.2L	Base, Denali, SLE, SLT	Actual OE, 8 Pins	MAF0120
Sierra 2500 HD	Fuel Injection Throttle Body	6.0L	Base, Denali, SLE, SLT		ETB0067

Vehicle	Part Type	Engine Size	Trim	Note(s)	Part Number
<b>2018 GMC (cont'd)</b>					
Sierra 2500 HD	Ignition Coil	6.0L	Base, Denali, SLE, SLT	w/ Square Type Coil	IGC0150
Sierra 2500 HD	Ignition Coil	6.0L	Base, Denali, SLE, SLT	w/ Round Type Coil	IGC0151
Sierra 2500 HD	Mass Air Flow Sensor	6.0L	Base, Denali, SLE, SLT	Actual OE, 8 Pins	MAF0120
Sierra 2500 HD	Mass Air Flow Sensor	6.6L	Base, Denali, SLE, SLT	Actual OE, 8-Pin male connector	MAF0128
Sierra 2500 HD	Starter Motor	6.6L	Base, Denali, SLE, SLT	Actual OE	STR0023
Sierra 3500 HD	Fuel Injection Throttle Body	6.0L	Base, Denali, SLE, SLT		ETB0067
Sierra 3500 HD	Ignition Coil	6.0L	Base, Denali, SLE, SLT	w/ Square Type Coil	IGC0150
Sierra 3500 HD	Ignition Coil	6.0L	Base, Denali, SLE, SLT	w/ Round Type Coil	IGC0151
Sierra 3500 HD	Mass Air Flow Sensor	6.0L	Base, Denali, SLE, SLT	Actual OE, 8 Pins	MAF0120
Sierra 3500 HD	Mass Air Flow Sensor	6.6L	Base, Denali, SLE, SLT	Actual OE, 8-Pin male connector	MAF0128
Sierra 3500 HD	Starter Motor	6.6L	Base, Denali, SLE, SLT	Actual OE	STR0023
Terrain	Ignition Coil	1.5L	SL, SLE, SLT	GAS	IGC0192
Terrain	Mass Air Flow Sensor	1.6L	SLE	TXB26, Actual OE, 8-Pin male connector	MAF0128
Terrain	Mass Air Flow Sensor	1.6L	SLT	TXC26, Actual OE, 8-Pin male connector	MAF0128
Terrain	Mass Air Flow Sensor	1.6L	SLE	TXL26, Actual OE, 8-Pin male connector	MAF0128
Terrain	Mass Air Flow Sensor	1.6L	SLT	TXM26, Actual OE, 8-Pin male connector	MAF0128
Terrain	Mass Air Flow Sensor	1.5L	SLE	For Vehicle With ULEV70 California Emission System, TXB26, Actual OE, 8-Pin male connector	MAF0129
Terrain	Mass Air Flow Sensor	1.5L	SLT	For Vehicle With ULEV70 California Emission System, TXC26, Actual OE, 8-Pin male connector	MAF0129
Terrain	Mass Air Flow Sensor	1.5L	SL, SLE	For Vehicle With ULEV70 California Emission System, TXL26, Actual OE, 8-Pin male connector	MAF0129

Vehicle	Part Type	Engine Size	Trim	Note(s)	Part Number
<b>2018 GMC (cont'd)</b>					
Terrain	Mass Air Flow Sensor	1.5L	SLT	For Vehicle With ULEV70 California Emission System, TXM26, Actual OE, 8-Pin male connector	MAF0129
Yukon	Fuel Injection Throttle Body	5.3L	SLE, SLT		ETB0066
Yukon	Fuel Injection Throttle Body	6.2L	Denali		ETB0067
Yukon	Mass Air Flow Sensor	5.3L, 6.2L	Denali, SLE, SLT	Actual OE, 8 Pins	MAF0120
Yukon XL	Fuel Injection Throttle Body	5.3L	SLE, SLT		ETB0066
Yukon XL	Fuel Injection Throttle Body	6.2L	Denali		ETB0067
Yukon XL	Mass Air Flow Sensor	5.3L, 6.2L	Denali, SLE, SLT	Actual OE, 8 Pins	MAF0120
<b>2019 GMC</b>					
Acadia	Fuel Injector	3.6L	Denali, SLE, SLT	4WD, LGX, Actual OE	FIJ0051
Acadia	Fuel Injector	3.6L	Denali, SLE, SLT	FWD, LGX, Actual OE	FIJ0051
Canyon	Fuel Injector	3.6L	All Terrain, Base, Denali, SLE, SLT	4WD, LGZ, Actual OE	FIJ0051
Canyon	Fuel Injector	3.6L	Base, Denali, SLE, SLT	RWD, LGZ, Actual OE	FIJ0051
Savana 2500	Fuel Injection Throttle Body	6.0L	Base, LS, LT	6L90, 6, L96, Automatic	ETB0067
Savana 2500	Fuel Injection Throttle Body	6.0L	Base, LS, LT	6L90, 6, LC8, Automatic	ETB0067
Savana 3500	Fuel Injection Throttle Body	6.0L	Base, LS, LT	6L90, 6, L96, Automatic	ETB0067
Savana 3500	Fuel Injection Throttle Body	6.0L	Base, LS, LT	6L90, 6, LC8, Automatic	ETB0067
Sierra 1500	Fuel Injection Throttle Body	5.3L	Base	4WD, L82	ETB0066
Sierra 1500	Fuel Injection Throttle Body	5.3L	AT4, Denali, Elevation, SLE, SLT	4WD, L84	ETB0066
Sierra 1500	Fuel Injection Throttle Body	5.3L	Base	RWD, L82	ETB0066
Sierra 1500	Fuel Injection Throttle Body	5.3L	Denali, Elevation, SLE, SLT	RWD, L84	ETB0066
Sierra 1500	Fuel Injection Throttle Body	6.2L	AT4, Denali, SLT	4WD, L87	ETB0067
Sierra 1500	Fuel Injection Throttle Body	6.2L	Denali, SLT	RWD, L87	ETB0067
Sierra 1500 Limited	Fuel Injection Throttle Body	5.3L	Base, SLE	4WD, L83	ETB0066



Vehicle	Part Type	Engine Size	Trim	Note(s)	Part Number
<b>2019 GMC (cont'd)</b>					
Sierra 1500 Limited	Fuel Injection Throttle Body	5.3L	Base, SLE	RWD, L83	ETB0066
Sierra 2500 HD	Fuel Injection Throttle Body	6.0L	Base, Denali, SLE, SLT	4WD, L96	ETB0067
Sierra 2500 HD	Fuel Injection Throttle Body	6.0L	Base, SLE, SLT	4WD, LC8	ETB0067
Sierra 2500 HD	Fuel Injection Throttle Body	6.0L	Base, Denali, SLE, SLT	RWD, L96	ETB0067
Sierra 2500 HD	Fuel Injection Throttle Body	6.0L	Base, SLE, SLT	RWD, LC8	ETB0067
Sierra 2500 HD	Starter Motor	6.6L	Base, Denali, SLE, SLT	4WD, L5P, Actual OE	STR0023
Sierra 2500 HD	Starter Motor	6.6L	Base, Denali, SLE, SLT	RWD, L5P, Actual OE	STR0023
Sierra 3500 HD	Fuel Injection Throttle Body	6.0L	Base, Denali, SLE, SLT	4WD, L96	ETB0067
Sierra 3500 HD	Fuel Injection Throttle Body	6.0L	Base, SLE, SLT	4WD, LC8	ETB0067
Sierra 3500 HD	Fuel Injection Throttle Body	6.0L	Base, Denali, SLE, SLT	RWD, L96	ETB0067
Sierra 3500 HD	Fuel Injection Throttle Body	6.0L	Base, SLE, SLT	RWD, LC8	ETB0067
Sierra 3500 HD	Starter Motor	6.6L	Base, Denali, SLE, SLT	4WD, L5P, Actual OE	STR0023
Sierra 3500 HD	Starter Motor	6.6L	Base, Denali, SLE, SLT	RWD, L5P, Actual OE	STR0023
Yukon	Fuel Injection Throttle Body	5.3L	SLE, SLT	4WD, L83	ETB0066
Yukon	Fuel Injection Throttle Body	5.3L	SLE, SLT	RWD, L83	ETB0066
Yukon	Fuel Injection Throttle Body	6.2L	Denali	4WD, L86	ETB0067
Yukon	Fuel Injection Throttle Body	6.2L	Denali	RWD, L86	ETB0067
Yukon XL	Fuel Injection Throttle Body	5.3L	SLE, SLT	4WD, L83	ETB0066
Yukon XL	Fuel Injection Throttle Body	5.3L	SLE, SLT	RWD, L83	ETB0066
Yukon XL	Fuel Injection Throttle Body	6.2L	Denali, SLT	4WD, L86	ETB0067
Yukon XL	Fuel Injection Throttle Body	6.2L	Denali, SLT	RWD, L86	ETB0067
<b>2020 GMC</b>					
Acadia	Fuel Injector	3.6L	Denali, SLE, SLT	FWD, LGX, Actual OE	FIJ0051
Canyon	Fuel Injector	3.6L	All Terrain, Base, Denali, SLE, SLT	4WD, LGZ, Actual OE	FIJ0051
Canyon	Fuel Injector	3.6L	Base, Denali, SLE, SLT	RWD, LGZ, Actual OE	FIJ0051

Vehicle	Part Type	Engine Size	Trim	Note(s)	Part Number
<b>2020 GMC (cont'd)</b>					
Sierra 1500	Fuel Injection Throttle Body	5.3L	Base	4WD, L82	ETB0066
Sierra 1500	Fuel Injection Throttle Body	5.3L	AT4, Denali, Elevation, SLE, SLT	4WD, L84	ETB0066
Sierra 1500	Fuel Injection Throttle Body	5.3L	Base	RWD, L82	ETB0066
Sierra 1500	Fuel Injection Throttle Body	5.3L	Denali, Elevation, SLE, SLT	RWD, L84	ETB0066
Yukon	Fuel Injection Throttle Body	5.3L	SLE, SLT	4WD, L83	ETB0066
Yukon	Fuel Injection Throttle Body	5.3L	SLE, SLT	RWD, L83	ETB0066
Yukon XL	Fuel Injection Throttle Body	5.3L	SLE, SLT	4WD, L83	ETB0066
Yukon XL	Fuel Injection Throttle Body	5.3L	SLE, SLT	RWD, L83	ETB0066
<b>2003 Hummer</b>					
H2	Fuel Injection Throttle Body	6.0L	Base	Gasket, Actual OE	ETB0019
H2	Ignition Coil	6.0L	Base	w/ Round Type Coil	IGC0127
H2	Ignition Coil	6.0L	Base	w/ Square Type Coil	IGC0131
<b>2004 Hummer</b>					
H2	Fuel Injection Throttle Body	6.0L	Base	Gasket, Actual OE	ETB0019
H2	Ignition Coil	6.0L	Base	w/ Round Type Coil	IGC0127
H2	Ignition Coil	6.0L	Base	w/ Square Type Coil	IGC0131
<b>2005 Hummer</b>					
H2	Fuel Injection Throttle Body	6.0L	Base	Gasket, Actual OE	ETB0019
H2	Ignition Coil	6.0L	Adventure, Base, Luxury	w/ Round Type Coil	IGC0127
H2	Ignition Coil	6.0L	Adventure, Base, Luxury	w/ Square Type Coil	IGC0131
<b>2006 Hummer</b>					
H2	Fuel Injection Throttle Body	6.0L	Base	Gasket, Actual OE	ETB0019
H2	Ignition Coil	6.0L	Adventure, Base, Luxury	w/ Round Type Coil	IGC0127
H2	Ignition Coil	6.0L	Adventure, Base, Luxury	w/ Square Type Coil	IGC0131
H3	Fuel Injection Throttle Body	3.5L	Adventure, Base, Luxury	6	ETB0075
H3	Ignition Coil	3.5L	Adventure, Base, Luxury		IGC0137

Vehicle	Part Type	Engine Size	Trim	Note(s)	Part Number
<b>2006 Hummer (cont'd)</b>					
H3	Mass Air Flow Sensor	3.5L	Adventure, Base, Luxury	Actual OE	MAF0013
<b>2007 Hummer</b>					
H2	Fuel Injection Throttle Body	6.0L	Base	Gasket, Actual OE	ETB0019
H2	Ignition Coil	6.0L	Adventure, Base, Luxury, Special Edition	w/ Round Type Coil	IGC0127
H2	Ignition Coil	6.0L	Adventure, Base, Luxury, Special Edition	w/ Square Type Coil	IGC0131
H3	Fuel Injection Throttle Body	3.7L	Adventure, Base, Luxury, X	E	ETB0075
H3	Mass Air Flow Sensor	3.7L	Adventure, Base, Luxury, X	Actual OE, 5 Pins	MAF0034
<b>2008 Hummer</b>					
H2	Fuel Injection Throttle Body	6.2L	Base	Gasket	ETB0024
H2	Ignition Coil	6.2L	Adventure, Base, Luxury	w/ Square Type Coil	IGC0150
H2	Ignition Coil	6.2L	Adventure, Base, Luxury	w/ Round Type Coil	IGC0151
H3	Fuel Injection Throttle Body	5.3L	Alpha	Gasket	ETB0024
H3	Ignition Coil	5.3L	Alpha	w/ Square Type Coil	IGC0150
H3	Ignition Coil	5.3L	Alpha	w/ Round Type Coil	IGC0151
H3	Mass Air Flow Sensor	3.7L, 5.3L	Adventure, Alpha, Base, Luxury, X	Actual OE, 5 Pins	MAF0034
<b>2009 Hummer</b>					
H2	Fuel Injection Throttle Body	6.2L	Base	Gasket	ETB0025
H2	Ignition Coil	6.2L	Base	w/ Square Type Coil	IGC0150
H2	Ignition Coil	6.2L	Base	w/ Round Type Coil	IGC0151
H3	Fuel Injection Throttle Body	5.3L	Alpha, Championship Series	Gasket	ETB0025
H3	Ignition Coil	5.3L	Alpha, Championship Series	w/ Square Type Coil	IGC0150
H3	Ignition Coil	5.3L	Alpha, Championship Series	w/ Round Type Coil	IGC0151
H3	Mass Air Flow Sensor	3.7L, 5.3L	Adventure, Alpha, Base, Championship Series, Luxury, X	Actual OE, 5 Pins	MAF0034
H3T	Fuel Injection Throttle Body	5.3L	Alpha	Gasket	ETB0025
H3T	Ignition Coil	5.3L	Alpha	w/ Square Type Coil	IGC0150

Vehicle	Part Type	Engine Size	Trim	Note(s)	Part Number
<b>2009 Hummer (cont'd)</b>					
H3T	Ignition Coil	5.3L	Alpha	w/ Round Type Coil	IGC0151
H3T	Mass Air Flow Sensor	3.7L, 5.3L	Alpha, Base	Actual OE, 5 Pins	MAF0034
<b>2010 Hummer</b>					
H3	Fuel Injection Throttle Body	5.3L	Alpha	Gasket	ETB0025
H3	Ignition Coil	5.3L	Alpha	w/ Square Type Coil	IGC0150
H3	Ignition Coil	5.3L	Alpha	w/ Round Type Coil	IGC0151
H3	Mass Air Flow Sensor	3.7L, 5.3L	Adventure, Alpha, Base, Luxury	Actual OE, 5 Pins	MAF0034
H3T	Fuel Injection Throttle Body	5.3L	Alpha	Gasket	ETB0025
H3T	Ignition Coil	5.3L	Alpha	w/ Square Type Coil	IGC0150
H3T	Ignition Coil	5.3L	Alpha	w/ Round Type Coil	IGC0151
H3T	Mass Air Flow Sensor	3.7L, 5.3L	Adventure, Alpha, Base	Actual OE, 5 Pins	MAF0034
<b>1974 Oldsmobile</b>					
Toronado	Ignition Coil	7.5L	Base, Brougham		IGC0100
<b>1975 Oldsmobile</b>					
Toronado	Ignition Coil	7.5L	Brougham, Custom		IGC0100
<b>1976 Oldsmobile</b>					
98	Ignition Coil	7.5L	Luxury, Regency		IGC0100
Custom Cruiser	Ignition Coil	7.5L	Base, Panel		IGC0100
Cutlass	Ignition Coil	7.5L	Colonnade S, S, Vista Cruiser		IGC0100
Delta 88	Ignition Coil	7.5L	Base, Royale		IGC0100
Toronado	Ignition Coil	7.5L	Brougham, Custom		IGC0100
<b>1977 Oldsmobile</b>					
Cutlass Supreme	Ignition Coil	5.7L	Base, Brougham, Colonnade		IGC0100
Delta 88	Ignition Coil	5.7L	Base, Royale	L	IGC0100
Omega	Ignition Coil	3.8L, 4.3L, 5.0L, 5.7L	Base, Brougham, Deluxe, F85, SX		IGC0100
Starfire	Ignition Coil	5.0L	Base, Firenza, GT, SX		IGC0100
Toronado	Ignition Coil	6.6L	Brougham, XS, XSR		IGC0100
<b>1978 Oldsmobile</b>					
Cutlass	Ignition Coil	5.0L, 5.7L	Vista Cruiser		IGC0100
Cutlass Calais	Ignition Coil	5.0L	Base		IGC0100

Vehicle	Part Type	Engine Size	Trim	Note(s)	Part Number
<b>1978 Oldsmobile (cont'd)</b>					
Cutlass Salon	Ignition Coil	5.0L	442, Base, Brougham		IGC0100
Cutlass Supreme	Ignition Coil	5.0L, 5.7L	Base, Brougham		IGC0100
Omega	Ignition Coil	3.8L, 5.0L, 5.7L	Base, Brougham, Brougham LS, SX		IGC0100
Starfire	Ignition Coil	2.5L, 5.0L	Base, Firenza, GT, SX		IGC0100
Toronado	Ignition Coil	6.6L	Brougham, XSR		IGC0100
<b>1979 Oldsmobile</b>					
Custom Cruiser	Ignition Coil	5.7L	Base	R	IGC0100
Cutlass	Ignition Coil	4.3L, 5.0L	Vista Cruiser, Vista Cruiser Brougham		IGC0100
Cutlass	Ignition Coil	5.7L	Vista Cruiser, Vista Cruiser Brougham	L	IGC0100
Cutlass	Ignition Coil	5.7L	Vista Cruiser, Vista Cruiser Brougham	R	IGC0100
Cutlass Calais	Ignition Coil	4.3L, 5.0L, 5.7L	Base		IGC0100
Cutlass Salon	Ignition Coil	5.0L, 5.7L	442, Base, Brougham, Hurst		IGC0100
Cutlass Supreme	Ignition Coil	5.0L	Base, Brougham		IGC0100
Cutlass Supreme	Ignition Coil	5.7L	Base, Brougham	R	IGC0100
Omega	Ignition Coil	3.8L, 5.0L, 5.7L	Base, Brougham, Brougham LS		IGC0100
Starfire	Ignition Coil	2.5L, 5.0L	Base, Firenza, GT, SX		IGC0100
<b>1980 Oldsmobile</b>					
Cutlass	Ignition Coil	5.0L	Base, Brougham, LS		IGC0100
Cutlass Calais	Ignition Coil	5.0L	Base		IGC0100
Cutlass Cruiser	Ignition Coil	5.0L	Base, Brougham		IGC0100
Cutlass Salon	Ignition Coil	5.0L	Base, Brougham		IGC0100
Cutlass Supreme	Ignition Coil	5.0L	Base, Brougham		IGC0100
Omega	Ignition Coil	2.5L, 2.8L	Base, Brougham, SX		IGC0100
Starfire	Ignition Coil	2.5L	Base, Firenza, GT, SX		IGC0100
<b>1981 Oldsmobile</b>					
Cutlass	Ignition Coil	4.4L	Brougham, LS, Supreme		IGC0100
Omega	Ignition Coil	2.5L, 2.8L	Base, Brougham, ES, SX, Sport		IGC0100
<b>1982 Oldsmobile</b>					
Cutlass Calais	Ignition Coil	4.4L	Base		IGC0100
Cutlass Ciera	Ignition Coil	2.8L	Base, Brougham, LS		IGC0100
Cutlass Cruiser	Ignition Coil	4.4L	Base		IGC0100
Cutlass Supreme	Ignition Coil	4.4L	Base, Brougham		IGC0100
Delta 88	Ignition Coil	4.4L	Base, Royale, Royale Brougham		IGC0100
Omega	Ignition Coil	2.5L, 2.8L	Base, Brougham, ES		IGC0100

Vehicle	Part Type	Engine Size	Trim	Note(s)	Part Number
<b>1984 Oldsmobile</b>					
Cutlass Calais	Ignition Coil	5.0L	Base, Hurst		IGC0100
<b>1985 Oldsmobile</b>					
Cutlass	Ignition Coil	5.0L	Salon		IGC0100
<b>1986 Oldsmobile</b>					
Cutlass	Ignition Coil	5.0L	Salon		IGC0100
Cutlass Salon	Ignition Coil	5.0L	442, Base	Y	IGC0100
Cutlass Supreme	Ignition Coil	5.0L	Base, Brougham		IGC0100
<b>1987 Oldsmobile</b>					
Cutlass	Ignition Coil	5.0L	Salon		IGC0100
Cutlass Ciera	Engine Water Pump	2.8L	Brougham, GT, LS, S, SL	Gasket, Actual OE	WUP0009
Cutlass Salon	Ignition Coil	5.0L	Base		IGC0100
Cutlass Supreme	Ignition Coil	5.0L	Base		IGC0100
Cutlass Supreme	Ignition Coil	5.0L	442, Base, Brougham	Y	IGC0100
Firenza	Engine Water Pump	2.8L	GT	Gasket, Actual OE	WUP0009
Firenza	Engine Water Pump	2.0L	Base, Cruiser, S	Gasket, Actual OE	WUP0010
<b>1988 Oldsmobile</b>					
Cutlass Ciera	Engine Water Pump	2.8L	Base, Brougham, LS, S, SL	Gasket, Actual OE	WUP0009
Cutlass Supreme	Engine Water Pump	2.8L	Indy 500 Pace Car, International, SL	Gasket, Actual OE	WUP0009
Firenza	Engine Water Pump	2.0L	Base, Cruiser	Gasket, Actual OE	WUP0010
<b>1989 Oldsmobile</b>					
Cutlass Ciera	Engine Water Pump	2.8L	Base, SL	Gasket, Actual OE	WUP0009
Cutlass Supreme	Engine Water Pump	2.8L, 3.1L	International, SL	Gasket, Actual OE	WUP0009
<b>1990 Oldsmobile</b>					
Cutlass Supreme	Engine Water Pump	3.1L	International, SL	Gasket, Actual OE	WUP0009
Silhouette	Engine Water Pump	3.1L	Base	Gasket, Actual OE	WUP0009
<b>1991 Oldsmobile</b>					
Cutlass Supreme	Engine Water Pump	3.1L	International, SL	Gasket, Actual OE	WUP0009
Silhouette	Engine Water Pump	3.1L	Base	Gasket, Actual OE	WUP0009
<b>1992 Oldsmobile</b>					
98	Mass Air Flow Sensor	3.8L	Touring	Supercharged, Actual OE	MAF0079

Vehicle	Part Type	Engine Size	Trim	Note(s)	Part Number
<b>1992 Oldsmobile (cont'd)</b>					
Cutlass Supreme	Engine Water Pump	3.1L	International, S	Gasket, Actual OE	WUP0009
Silhouette	Engine Water Pump	3.1L	Base	Gasket, Actual OE	WUP0009
<b>1993 Oldsmobile</b>					
98	Mass Air Flow Sensor	3.8L	Touring	Supercharged, Actual OE	MAF0079
Cutlass Ciera	Engine Water Pump	2.2L	Base, S	Gasket, Actual OE	WUP0010
Cutlass Supreme	Engine Water Pump	3.1L	International, S	Gasket, Actual OE	WUP0009
Silhouette	Engine Water Pump	3.1L	Base	Gasket, Actual OE	WUP0009
<b>1994 Oldsmobile</b>					
98	Mass Air Flow Sensor	3.8L	Regency Elite	Supercharged, Actual OE	MAF0073
Cutlass Ciera	Mass Air Flow Sensor	3.1L	Base, S, SL	Actual OE	MAF0080
Cutlass Ciera	Engine Water Pump	3.1L	Base, S, SL	Gasket, Actual OE	WUP0009
Cutlass Ciera	Engine Water Pump	2.2L	Base, S	Gasket, Actual OE	WUP0010
Cutlass Supreme	Engine Water Pump	3.1L	S	Gasket, Actual OE	WUP0009
Silhouette	Engine Water Pump	3.1L	Base	Gasket, Actual OE	WUP0009
<b>1995 Oldsmobile</b>					
88	Ignition Coil	3.8L	Royale, Royale LS, Royale LSS		IGC0102
88	Mass Air Flow Sensor	3.8L	Royale LSS	Supercharged, Actual OE	MAF0073
88	Throttle Position Sensor	3.8L	Royale, Royale LS, Royale LSS	With OE No. 24504798	TPS0002
98	Ignition Coil	3.8L	Regency Elite		IGC0102
98	Mass Air Flow Sensor	3.8L	Regency Elite	Supercharged, Actual OE	MAF0073
98	Throttle Position Sensor	3.8L	Regency Elite	With OE No. 24504798	TPS0002
Achieva	Ignition Coil	3.1L	S, SL		IGC0102
Achieva	Ignition Coil	2.3L	S, SL		IGC0103
Achieva	Manifold Absolute Pressure Sensor	3.1L	S, SL		PRS8205HU-D
Aurora	Ignition Coil	4.0L	Base		IGC0102
Aurora	Mass Air Flow Sensor	4.0L	Base	Actual OE	MAF0038
Cutlass	Mass Air Flow Sensor	3.1L	Custom, Eurosport	MEX, Actual OE	MAF0080

Vehicle	Part Type	Engine Size	Trim	Note(s)	Part Number
<b>1995 Oldsmobile (cont'd)</b>					
Cutlass Ciera	Ignition Coil	2.2L, 3.1L	Base		IGC0102
Cutlass Ciera	Mass Air Flow Sensor	3.1L	Base	Actual OE	MAF0080
Cutlass Ciera	Manifold Absolute Pressure Sensor	2.2L	Base		PRS8205HU-D
Cutlass Ciera	Engine Water Pump	3.1L	Base	Gasket, Actual OE	WUP0009
Cutlass Ciera	Engine Water Pump	2.2L	Base	Gasket, Actual OE	WUP0010
Cutlass Supreme	Ignition Coil	3.1L, 3.4L	Base, SL		IGC0102
Cutlass Supreme	Manifold Absolute Pressure Sensor	3.1L, 3.4L	Base, SL		PRS8205HU-D
Cutlass Supreme	Engine Water Pump	3.1L	SL	Gasket, Actual OE	WUP0009
Silhouette	Ignition Coil	3.8L	Base		IGC0102
Silhouette	Mass Air Flow Sensor	3.8L	Base	Actual OE	MAF0080
<b>1996 Oldsmobile</b>					
88	Ignition Coil	3.8L	Royale, Royale LS		IGC0102
88	Mass Air Flow Sensor	3.8L	Royale, Royale LS	1996 2nd Design, Actual OE	MAF0005
88	Throttle Position Sensor	3.8L	Royale, Royale LS	With OE No. 24504798	TPS0002
98	Ignition Coil	3.8L	Regency Elite		IGC0102
98	Mass Air Flow Sensor	3.8L	Regency Elite	1996 2nd Design, Actual OE	MAF0005
98	Throttle Position Sensor	3.8L	Regency Elite	With OE No. 24504798	TPS0002
Achieva	Ignition Coil	3.1L	S, SC, SL		IGC0102
Achieva	Ignition Coil	2.4L	S, SC, SL		IGC0103
Achieva	Manifold Absolute Pressure Sensor	3.1L	S, SC, SL		PRS8205HU-D
Aurora	Ignition Coil	4.0L	Base		IGC0102
Aurora	Mass Air Flow Sensor	4.0L	Base	Actual OE	MAF0038
Bravada	Ignition Coil	4.3L	Base		IGC0104
Cutlass	Mass Air Flow Sensor	3.1L	Custom, Eurosport, Lujo	MEX, Actual OE	MAF0080
Cutlass Ciera	Ignition Coil	2.2L, 3.1L	Base		IGC0102
Cutlass Ciera	Mass Air Flow Sensor	3.1L	Base	Actual OE	MAF0080
Cutlass Ciera	Manifold Absolute Pressure Sensor	2.2L, 3.1L	Base		PRS8205HU-D
Cutlass Ciera	Engine Water Pump	3.1L	Base	Gasket, Actual OE	WUP0009
Cutlass Ciera	Engine Water Pump	2.2L	Base	Gasket, Actual OE	WUP0010



Vehicle	Part Type	Engine Size	Trim	Note(s)	Part Number
<b>1996 Oldsmobile (cont'd)</b>					
Cutlass Supreme	Ignition Coil	3.1L, 3.4L	Base, SL		IGC0102
Cutlass Supreme	Manifold Absolute Pressure Sensor	3.1L	Base, SL		PRS8205HU-D
Cutlass Supreme	Engine Water Pump	3.1L	SL	Gasket, Actual OE	WUP0009
LSS	Ignition Coil	3.8L	Base	Naturally Aspirated	IGC0102
LSS	Mass Air Flow Sensor	3.8L	Base	1996 2nd Design, Actual OE	MAF0005
LSS	Throttle Position Sensor	3.8L	Base	With OE No. 24504798	TPS0002
Silhouette	Ignition Coil	3.4L	Base		IGC0102
Silhouette	Manifold Absolute Pressure Sensor	3.4L	Base		PRS8205HU-D
Silhouette	Engine Water Pump	3.4L	Base	Gasket, Actual OE	WUP0009
<b>1997 Oldsmobile</b>					
88	Ignition Coil	3.8L	Royale, Royale LS		IGC0102
88	Mass Air Flow Sensor	3.8L	Royale, Royale LS	1996 2nd Design, Actual OE	MAF0005
88	Throttle Position Sensor	3.8L	Royale, Royale LS	With OE No. 24504798	TPS0002
Achieva	Ignition Coil	3.1L	SC, SL		IGC0102
Achieva	Ignition Coil	2.4L	SC, SL		IGC0103
Achieva	Manifold Absolute Pressure Sensor	3.1L	SC, SL		PRS8205HU-D
Aurora	Ignition Coil	4.0L	Base		IGC0102
Aurora	Mass Air Flow Sensor	4.0L	Base	Actual OE	MAF0038
Bravada	Ignition Coil	4.3L	Base		IGC0104
Cutlass	Ignition Coil	3.1L	Base, GLS		IGC0102
Cutlass	Manifold Absolute Pressure Sensor	3.1L	Base, GLS		PRS8205HU-D
Cutlass	Engine Water Pump	3.1L	Base	Gasket, Actual OE	WUP0009
Cutlass Supreme	Ignition Coil	3.1L	Base, SL		IGC0102
Cutlass Supreme	Manifold Absolute Pressure Sensor	3.1L	Base, SL		PRS8205HU-D
Cutlass Supreme	Engine Water Pump	3.1L	SL	Gasket, Actual OE	WUP0009
LSS	Ignition Coil	3.8L	Base	Naturally Aspirated	IGC0102
LSS	Mass Air Flow Sensor	3.8L	Base	1996 2nd Design, Actual OE	MAF0005
LSS	Throttle Position Sensor	3.8L	Base	With OE No. 24504798	TPS0002
Regency	Ignition Coil	3.8L	Base		IGC0102
Regency	Mass Air Flow Sensor	3.8L	Base	Actual OE	MAF0005

Vehicle	Part Type	Engine Size	Trim	Note(s)	Part Number
<b>1997 Oldsmobile (cont'd)</b>					
Regency	Throttle Position Sensor	3.8L	Base	With OE No. 24504798	TPS0002
Silhouette	Ignition Coil	3.4L	Base, GL, GLS		IGC0102
Silhouette	Manifold Absolute Pressure Sensor	3.4L	Base, GL, GLS		PRS8205HU-D
Silhouette	Engine Water Pump	3.4L	Base	Gasket, Actual OE	WUP0009
<b>1998 Oldsmobile</b>					
88	Ignition Coil	3.8L	Royale, Royale LS		IGC0102
88	Mass Air Flow Sensor	3.8L	Royale, Royale LS	Actual OE	MAF0005
88	Throttle Position Sensor	3.8L	Royale, Royale LS	With OE No. 24504798	TPS0002
Achieva	Ignition Coil	3.1L	S		IGC0102
Achieva	Ignition Coil	2.4L	S		IGC0103
Achieva	Manifold Absolute Pressure Sensor	3.1L	S		PRS8205HU-D
Achieva	Engine Water Pump	3.1L	S	Gasket, Actual OE	WUP0009
Aurora	Ignition Coil	4.0L	Base		IGC0102
Aurora	Mass Air Flow Sensor	4.0L	Base	Actual OE	MAF0038
Bravada	Ignition Coil	4.3L	Base		IGC0104
Cutlass	Ignition Coil	3.1L	Base, GLS		IGC0102
Cutlass	Manifold Absolute Pressure Sensor	3.1L	Base, GLS		PRS8205HU-D
Cutlass	Engine Water Pump	3.1L	Base	Gasket, Actual OE	WUP0009
Intrigue	Ignition Coil	3.8L	Base, GL, GLS		IGC0102
Intrigue	Mass Air Flow Sensor	3.8L	Base, GL, GLS	Actual OE	MAF0005
Intrigue	Throttle Position Sensor	3.8L	Base, GL, GLS	With OE No. 24504798	TPS0002
LSS	Ignition Coil	3.8L	Base	Naturally Aspirated	IGC0102
LSS	Mass Air Flow Sensor	3.8L	Base	Actual OE	MAF0005
LSS	Throttle Position Sensor	3.8L	Base	With OE No. 24504798	TPS0002
Regency	Ignition Coil	3.8L	Base		IGC0102
Regency	Mass Air Flow Sensor	3.8L	Base	Actual OE	MAF0005
Regency	Throttle Position Sensor	3.8L	Base	With OE No. 24504798	TPS0002
Silhouette	Ignition Coil	3.4L	GL, GLS, GS, Premiere		IGC0102
Silhouette	Manifold Absolute Pressure Sensor	3.4L	GL, GLS, GS, Premiere		PRS8205HU-D

Vehicle	Part Type	Engine Size	Trim	Note(s)	Part Number
<b>1999 Oldsmobile</b>					
88	Ignition Coil	3.8L	50th Anniversary Edition, Royale, Royale LS		IGC0102
88	Mass Air Flow Sensor	3.8L	50th Anniversary Edition, Royale, Royale LS	Actual OE	MAF0047
88	Throttle Position Sensor	3.8L	50th Anniversary Edition, Royale, Royale LS	With OE No. 24504798	TPS0002
Alero	Ignition Coil	3.4L	GL, GLS, GX		IGC0102
Alero	Ignition Coil	2.4L	GL, GLS, GX		IGC0103
Alero	Manifold Absolute Pressure Sensor	3.4L	GL, GLS, GX		PRS8205HU-D
Aurora	Ignition Coil	4.0L	Base		IGC0102
Aurora	Mass Air Flow Sensor	4.0L	Base	Actual OE	MAF0038
Bravada	Ignition Coil	4.3L	Base		IGC0104
Cutlass	Ignition Coil	3.1L	GL, GLS		IGC0102
Cutlass	Manifold Absolute Pressure Sensor	3.1L	GL, GLS		PRS8205HU-D
Intrigue	Ignition Coil	3.8L	GL, GLS, GX		IGC0102
Intrigue	Mass Air Flow Sensor	3.8L	GL, GLS, GX	Actual OE	MAF0047
Intrigue	Throttle Position Sensor	3.8L	GL, GLS, GX	With OE No. 24504798	TPS0002
LSS	Ignition Coil	3.8L	Base	Naturally Aspirated	IGC0102
LSS	Mass Air Flow Sensor	3.8L	Base	Actual OE	MAF0047
LSS	Throttle Position Sensor	3.8L	Base	With OE No. 24504798	TPS0002
Silhouette	Ignition Coil	3.4L	GL, GLS, GS, Premiere		IGC0102
Silhouette	Manifold Absolute Pressure Sensor	3.4L	GL, GLS, GS, Premiere		PRS8205HU-D
<b>2000 Oldsmobile</b>					
Alero	Ignition Coil	3.4L	GL, GLS, GX		IGC0102
Alero	Ignition Coil	2.4L	GL, GLS, GX		IGC0103
Alero	Manifold Absolute Pressure Sensor	3.4L	GL, GLS, GX		PRS8205HU-D
Bravada	Ignition Coil	4.3L	Base		IGC0104
Silhouette	Ignition Coil	3.4L	GL, GLS, Premiere		IGC0102
Silhouette	Manifold Absolute Pressure Sensor	3.4L	GL, GLS, Premiere		PRS8205HU-D
<b>2001 Oldsmobile</b>					
Alero	Ignition Coil	3.4L	GL, GLS, GX		IGC0102
Alero	Ignition Coil	2.4L	GL, GLS, GX		IGC0103
Alero	Manifold Absolute Pressure Sensor	3.4L	GL, GLS, GX		PRS8205HU-D
Aurora	Ignition Coil	4.0L	Base	Left	IGC4069-D

Vehicle	Part Type	Engine Size	Trim	Note(s)	Part Number
<b>2001 Oldsmobile (cont'd)</b>					
Bravada	Ignition Coil	4.3L	Base		IGC0104
Silhouette	Ignition Coil	3.4L	GL, GLS, Premiere		IGC0102
Silhouette	Manifold Absolute Pressure Sensor	3.4L	GL, GLS, Premiere		PRS8205HU-D
<b>2002 Oldsmobile</b>					
Alero	Ignition Coil	3.4L	GL, GLS, GX		IGC0102
Alero	Manifold Absolute Pressure Sensor	3.4L	GL, GLS, GX		PRS8205HU-D
Alero	Engine Water Pump	2.2L	GL, GLS, GX	Actual OE	WUP0011
Aurora	Ignition Coil	4.0L	Base	Left	IGC4069-D
Bravada	Ignition Coil	4.2L	Base		IGC0137
Silhouette	Ignition Coil	3.4L	GL, GLS, Premiere		IGC0102
Silhouette	Manifold Absolute Pressure Sensor	3.4L	GL, GLS, Premiere	FWD	PRS8205HU-D
<b>2003 Oldsmobile</b>					
Alero	Ignition Coil	3.4L	GL, GLS, GX		IGC0102
Alero	Manifold Absolute Pressure Sensor	3.4L	GL, GLS, GX		PRS8205HU-D
Alero	Engine Water Pump	2.2L	GL, GLS, GX	Actual OE	WUP0011
Aurora	Ignition Coil	4.0L	Base	Left	IGC4069-D
Bravada	Fuel Injection Throttle Body	4.2L	Base		ETB0075
Bravada	Ignition Coil	4.2L	Base		IGC0137
Silhouette	Ignition Coil	3.4L	GL, GLS, Premiere		IGC0102
Silhouette	Manifold Absolute Pressure Sensor	3.4L	GL, GLS, Premiere	FWD	PRS8205HU-D
<b>2004 Oldsmobile</b>					
Alero	Ignition Coil	3.4L	GL, GLS		IGC0102
Alero	Engine Water Pump	2.2L	GL, GX	Actual OE	WUP0011
Bravada	Fuel Injection Throttle Body	4.2L	Base		ETB0075
Bravada	Ignition Coil	4.2L	Base		IGC0137
Silhouette	Ignition Coil	3.4L	GL, GLS, Premiere		IGC0102
<b>1977 Pontiac</b>					
Astre	Ignition Coil	2.3L, 2.5L	Base, Safari		IGC0100
Catalina	Ignition Coil	6.6L	Base, Safari		IGC0100
Firebird	Ignition Coil	4.9L, 5.0L, 5.7L, 6.6L	Base, Esprit, Formula, Trans Am		IGC0100
Grand LeMans	Ignition Coil	4.9L, 5.0L, 5.7L, 6.6L	Base, LE, Safari		IGC0100

Vehicle	Part Type	Engine Size	Trim	Note(s)	Part Number
<b>1977 Pontiac (cont'd)</b>					
Grand Safari	Ignition Coil	4.9L, 5.7L, 6.6L	Base		IGC0100
Laurentian	Ignition Coil	4.1L, 5.0L, 5.7L	Base		IGC0100
LeMans	Ignition Coil	5.0L, 5.7L	Base, Safari, Sport, Sport Coupe		IGC0100
Parisienne	Ignition Coil	4.1L, 5.0L, 5.7L	Base		IGC0100
Phoenix	Ignition Coil	2.5L, 3.8L, 5.0L, 5.7L	Base		IGC0100
Sunbird	Ignition Coil	2.5L	Base		IGC0100
Ventura	Ignition Coil	2.5L, 5.0L, 5.7L	Base, SJ		IGC0100
<b>1978 Pontiac</b>					
Firebird	Ignition Coil	5.0L, 5.7L, 6.6L	Base, Esprit, Formula, Trans Am		IGC0100
Grand Am	Ignition Coil	5.0L	Base		IGC0100
Grand LeMans	Ignition Coil	5.7L	SA, Safari		IGC0100
Grand Prix	Ignition Coil	4.9L, 5.0L	Base, LJ, SJ		IGC0100
Laurentian	Ignition Coil	4.1L, 5.0L, 5.7L	Base		IGC0100
LeMans	Ignition Coil	5.0L, 5.7L	Base, Safari		IGC0100
Parisienne	Ignition Coil	4.1L, 5.0L, 5.7L	Base		IGC0100
Phoenix	Ignition Coil	2.5L, 3.8L, 5.0L, 5.7L	Base, LJ, SJ		IGC0100
Sunbird	Ignition Coil	2.5L, 5.0L	Base, Safari		IGC0100
<b>1979 Pontiac</b>					
Firebird	Ignition Coil	4.9L, 5.0L, 5.7L, 6.6L	Base, Esprit, Formula, Trans Am		IGC0100
Grand Am	Ignition Coil	5.0L	Base		IGC0100
Grand LeMans	Ignition Coil	4.4L, 5.0L, 5.7L	Base, LE, Safari		IGC0100
Grand Prix	Ignition Coil	5.0L	Base, LJ, SJ		IGC0100
Laurentian	Ignition Coil	4.1L, 5.0L, 5.7L	Base		IGC0100
LeMans	Ignition Coil	4.4L, 5.0L, 5.7L	Base, Safari		IGC0100
Parisienne	Ignition Coil	4.1L, 5.0L, 5.7L	Base		IGC0100
Phoenix	Ignition Coil	3.8L, 5.0L, 5.7L	Base, LJ, SJ		IGC0100
Sunbird	Ignition Coil	2.5L, 5.0L	Base, Safari		IGC0100
<b>1980 Pontiac</b>					
Catalina	Ignition Coil	3.8L, 4.4L, 5.0L	Base, Safari		IGC0100

Vehicle	Part Type	Engine Size	Trim	Note(s)	Part Number
<b>1980 Pontiac (cont'd)</b>					
Firebird	Ignition Coil	4.3L, 4.9L, 5.0L	Base, Esprit, Formula, Trans Am		IGC0100
Grand Am	Ignition Coil	5.0L	Base		IGC0100
Grand LeMans	Ignition Coil	3.8L, 4.4L, 5.0L	Base, LE, Safari		IGC0100
Grand Prix	Ignition Coil	5.0L	Base, LJ, SJ		IGC0100
Laurentian	Ignition Coil	3.8L, 4.4L, 5.0L, 5.7L	Base, Safari		IGC0100
LeMans	Ignition Coil	3.8L, 4.4L, 5.0L	Base, Safari		IGC0100
Parisienne	Ignition Coil	3.8L, 4.4L, 5.0L, 5.7L	Base, Safari		IGC0100
Phoenix	Ignition Coil	2.5L, 2.8L	Base, LJ		IGC0100
Sunbird	Ignition Coil	2.5L	Base		IGC0100
<b>1981 Pontiac</b>					
Catalina	Ignition Coil	4.4L, 5.0L	Base, Safari		IGC0100
Firebird	Ignition Coil	4.3L, 4.4L, 4.9L, 5.0L	Base, Esprit, Formula, Trans Am		IGC0100
Grand LeMans	Ignition Coil	3.8L, 4.4L, 5.0L	Base, LE, SA, Safari		IGC0100
Grand Prix	Ignition Coil	4.3L, 4.4L, 5.7L	Base, Brougham, LJ		IGC0100
Laurentian	Ignition Coil	3.8L, 4.3L, 4.4L, 5.0L, 5.7L	Base, Safari		IGC0100
LeMans	Ignition Coil	3.8L, 4.4L, 5.0L	Base, Safari		IGC0100
Parisienne	Ignition Coil	3.8L, 4.3L, 4.4L, 5.0L, 5.7L	Base, Safari		IGC0100
Phoenix	Ignition Coil	2.5L, 2.8L	Base, LJ		IGC0100
<b>1982 Pontiac</b>					
6000	Ignition Coil	2.8L	Base, LE		IGC0100
Bonneville	Ignition Coil	3.8L, 4.1L	Base, Brougham		IGC0100
Firebird	Ignition Coil	5.0L	Base, S/E, Trans Am		IGC0100
Grand LeMans	Ignition Coil	4.4L, 5.0L, 5.7L	BR, Base		IGC0100
Grand Prix	Ignition Coil	4.4L, 5.7L	Base, Brougham, LJ		IGC0100
Parisienne	Ignition Coil	3.8L, 4.4L, 5.0L, 5.7L	Base, Brougham, Safari		IGC0100
Phoenix	Ignition Coil	2.5L, 2.8L	Base, LJ, SJ		IGC0100
<b>1983 Pontiac</b>					
Bonneville	Ignition Coil	5.0L	Base, Brougham		IGC0100
Firebird	Ignition Coil	5.0L	Base, S/E, Trans Am		IGC0100
Grand LeMans	Ignition Coil	5.0L, 5.7L	BR, Base		IGC0100

Vehicle	Part Type	Engine Size	Trim	Note(s)	Part Number
<b>1983 Pontiac (cont'd)</b>					
Grand Prix	Ignition Coil	5.0L, 5.7L	Base, Brougham, LJ		IGC0100
Parisienne	Ignition Coil	3.8L, 5.0L, 5.7L	Base, Brougham		IGC0100
<b>1984 Pontiac</b>					
Bonneville	Ignition Coil	5.0L	Base, Brougham, LE		IGC0100
Firebird	Ignition Coil	5.0L	Base, S/E, Trans Am	H	IGC0100
Grand Prix	Ignition Coil	5.0L, 5.7L	Base, Brougham, LE		IGC0100
Parisienne	Ignition Coil	3.8L, 5.0L, 5.7L	Base, Brougham		IGC0100
<b>1985 Pontiac</b>					
Bonneville	Ignition Coil	5.0L	Base, Brougham, LE		IGC0100
Firebird	Ignition Coil	5.0L	Trans Am	F	IGC0100
Firebird	Ignition Coil	5.0L	Base, S/E, Trans Am	H	IGC0100
Grand Prix	Ignition Coil	5.0L	Base, Brougham, LE		IGC0100
Parisienne	Ignition Coil	3.8L, 4.3L, 5.0L, 5.7L	Base, Brougham		IGC0100
<b>1986 Pontiac</b>					
Bonneville	Ignition Coil	5.0L	Base, Brougham, LE		IGC0100
Firebird	Ignition Coil	5.0L	Trans Am	F	IGC0100
Firebird	Ignition Coil	5.0L	Base, S/E, Trans Am	H	IGC0100
Grand Prix	Ignition Coil	5.0L	Base, Brougham, LE		IGC0100
Parisienne	Ignition Coil	4.3L, 5.0L	Base, Brougham		IGC0100
<b>1987 Pontiac</b>					
6000	Engine Water Pump	2.8L	Base, LE, SE, STE	Gasket, Actual OE	WUP0009
Firebird	Ignition Coil	2.8L, 5.0L, 5.7L	Base, Trans Am		IGC0100
Grand Prix	Ignition Coil	5.0L	Base, Brougham, LE		IGC0100
<b>1988 Pontiac</b>					
6000	Engine Water Pump	2.8L	Base, LE, SE, STE	Gasket, Actual OE	WUP0009
<b>1989 Pontiac</b>					
6000	Engine Water Pump	2.8L	LE, Special Edition	Gasket, Actual OE	WUP0009
Grand Prix	Engine Water Pump	2.8L, 3.1L	SE	Gasket, Actual OE	WUP0009
<b>1990 Pontiac</b>					
Trans Sport	Engine Water Pump	3.1L	Base	Gasket, Actual OE	WUP0009
<b>1991 Pontiac</b>					
Grand Prix	Engine Water Pump	3.1L, 3.4L	GT, LE, SE, STE	Gasket, Actual OE	WUP0009

Vehicle	Part Type	Engine Size	Trim	Note(s)	Part Number
<b>1991 Pontiac (cont'd)</b>					
Sunbird	Engine Water Pump	3.1L	GT, LE, SE	Gasket, Actual OE	WUP0009
<b>1992 Pontiac</b>					
Sunbird	Engine Water Pump	3.1L	GT, SE	Gasket, Actual OE	WUP0009
Trans Sport	Engine Water Pump	3.1L	Base	Gasket, Actual OE	WUP0009
<b>1993 Pontiac</b>					
Bonneville	Mass Air Flow Sensor	3.8L	SSE, SSEi	Supercharged, Actual OE	MAF0079
Sunbird	Engine Water Pump	3.1L	GT, LE Value Leader, SE	Gasket, Actual OE	WUP0009
Trans Sport	Engine Water Pump	3.1L	Base	Gasket, Actual OE	WUP0009
<b>1994 Pontiac</b>					
Grand Am	Engine Water Pump	3.1L	GT, SE	Gasket, Actual OE	WUP0009
Sunbird	Engine Water Pump	3.1L	GT, LE, SE	Gasket, Actual OE	WUP0009
Trans Sport	Engine Water Pump	3.1L	Base	Gasket, Actual OE	WUP0009
<b>1995 Pontiac</b>					
Bonneville	Ignition Coil	3.8L	SE, SSE, SSEi		IGC0102
Bonneville	Mass Air Flow Sensor	3.8L	SSE, SSEi	Supercharged, Actual OE	MAF0073
Bonneville	Throttle Position Sensor	3.8L	SE, SSE, SSEi	With OE No. 24504798	TPS0002
Firebird	Ignition Coil	3.4L, 3.8L	Base		IGC0102
Firebird	Mass Air Flow Sensor	3.8L	Base	Actual OE	MAF0082
Firebird	Manifold Absolute Pressure Sensor	3.4L, 5.7L	Base, Formula, Trans Am		PRS8205HU-D
Firebird	Throttle Position Sensor	3.8L	Base	With OE No. 24504798, Automatic	TPS0002
Grand Am	Ignition Coil	3.1L	GT, SE		IGC0102
Grand Am	Ignition Coil	2.3L	GT, SE		IGC0103
Grand Am	Manifold Absolute Pressure Sensor	3.1L	GT, SE		PRS8205HU-D
Grand Am	Engine Water Pump	3.1L	GT, SE	Gasket, Actual OE	WUP0009
Grand Prix	Ignition Coil	3.1L, 3.4L	GT, GTP, SE		IGC0102
Grand Prix	Manifold Absolute Pressure Sensor	3.1L, 3.4L	GT, GTP, SE		PRS8205HU-D
Sunfire	Ignition Coil	2.2L	SE		IGC0102
Sunfire	Ignition Coil	2.3L	GT, SE		IGC0103



Vehicle	Part Type	Engine Size	Trim	Note(s)	Part Number
<b>1995 Pontiac (cont'd)</b>					
Sunfire	Manifold Absolute Pressure Sensor	2.2L	SE		PRS8205HU-D
Sunfire	Engine Water Pump	2.2L	SE	Gasket, Actual OE	WUP0010
Trans Sport	Ignition Coil	3.1L	Base		IGC0101
Trans Sport	Ignition Coil	3.8L	Base		IGC0102
Trans Sport	Mass Air Flow Sensor	3.8L	Base	Actual OE	MAF0080
Trans Sport	Manifold Absolute Pressure Sensor	3.1L	Base		PRS8205HU-D
Trans Sport	Engine Water Pump	3.1L	Base	Gasket, Actual OE	WUP0009
<b>1996 Pontiac</b>					
Bonneville	Ignition Coil	3.8L	SE, SSE	Naturally Aspirated	IGC0102
Bonneville	Mass Air Flow Sensor	3.8L	SE, SSE, SSEi	Actual OE	MAF0005
Bonneville	Throttle Position Sensor	3.8L	SE, SSE, SSEi	With OE No. 24504798	TPS0002
Firebird	Ignition Coil	3.8L	Base		IGC0102
Firebird	Ignition Coil	5.7L	Formula, Trans Am		IGC0104
Firebird	Mass Air Flow Sensor	3.8L	Base	2nd Design, 6, Manual, Actual OE	MAF0005
Firebird	Mass Air Flow Sensor	3.8L	Base	2nd Design; w/ 2 Mounting Holes, 4, Automatic, Actual OE	MAF0005
Firebird	Mass Air Flow Sensor	3.8L	Base	5, Manual, Actual OE	MAF0005
Firebird	Mass Air Flow Sensor	3.8L	Base	1st Design, 4, Automatic, Actual OE	MAF0082
Firebird	Mass Air Flow Sensor	3.8L	Base	1st Design, 6, Manual, Actual OE	MAF0082
Firebird	Manifold Absolute Pressure Sensor	5.7L	Formula, Trans Am		PRS8205HU-D
Firebird	Throttle Position Sensor	3.8L	Base	With OE No. 24504798	TPS0002
Grand Am	Ignition Coil	3.1L	GT, SE		IGC0102
Grand Am	Ignition Coil	2.4L	GT, SE		IGC0103
Grand Am	Manifold Absolute Pressure Sensor	3.1L	GT, SE		PRS8205HU-D
Grand Am	Engine Water Pump	3.1L	GT, SE	Gasket, Actual OE	WUP0009
Grand Prix	Ignition Coil	3.1L, 3.4L	Base, GT, GTP, SE		IGC0102
Grand Prix	Manifold Absolute Pressure Sensor	3.1L	Base, SE		PRS8205HU-D
Grand Prix	Engine Water Pump	3.1L	SE	Gasket, Actual OE	WUP0009

Vehicle	Part Type	Engine Size	Trim	Note(s)	Part Number
<b>1996 Pontiac (cont'd)</b>					
Sunfire	Ignition Coil	2.2L	SE		IGC0102
Sunfire	Ignition Coil	2.4L	GT, SE		IGC0103
Sunfire	Manifold Absolute Pressure Sensor	2.2L	SE		PRS8205HU-D
Sunfire	Engine Water Pump	2.2L	SE	Gasket, Actual OE	WUP0010
Trans Sport	Ignition Coil	3.4L	Base		IGC0102
Trans Sport	Manifold Absolute Pressure Sensor	3.4L	Base		PRS8205HU-D
Trans Sport	Engine Water Pump	3.4L	Base	Gasket, Actual OE	WUP0009
<b>1997 Pontiac</b>					
Bonneville	Ignition Coil	3.8L	SE, SSE	Naturally Aspirated	IGC0102
Bonneville	Mass Air Flow Sensor	3.8L	SE, SSE, SSEi	Actual OE	MAF0005
Bonneville	Throttle Position Sensor	3.8L	SE, SSE, SSEi	With OE No. 24504798	TPS0002
Firebird	Ignition Coil	3.8L	Base		IGC0102
Firebird	Ignition Coil	5.7L	Formula, Trans Am		IGC0104
Firebird	Mass Air Flow Sensor	3.8L	Base	5, Manual, Actual OE	MAF0005
Firebird	Mass Air Flow Sensor	3.8L	Base	6, Manual, Actual OE	MAF0005
Firebird	Mass Air Flow Sensor	3.8L	Base	Automatic, Actual OE	MAF0005
Firebird	Manifold Absolute Pressure Sensor	5.7L	Formula, Trans Am		PRS8205HU-D
Firebird	Throttle Position Sensor	3.8L	Base	With OE No. 24504798	TPS0002
Grand Am	Ignition Coil	3.1L	GT, SE		IGC0102
Grand Am	Ignition Coil	2.4L	GT, SE		IGC0103
Grand Am	Manifold Absolute Pressure Sensor	3.1L	GT, SE		PRS8205HU-D
Grand Am	Engine Water Pump	3.1L	GT, SE	Gasket, Actual OE	WUP0009
Grand Prix	Ignition Coil	3.1L	SE		IGC0102
Grand Prix	Ignition Coil	3.8L	GT, SE	Naturally Aspirated	IGC0102
Grand Prix	Mass Air Flow Sensor	3.8L	GT, GTP, SE	Actual OE	MAF0005
Grand Prix	Mass Air Flow Sensor	3.1L	SE	Naturally Aspirated, Actual OE	MAF0005
Grand Prix	Manifold Absolute Pressure Sensor	3.1L	SE		PRS8205HU-D
Grand Prix	Throttle Position Sensor	3.8L	GT, GTP, SE	With OE No. 24504798	TPS0002
Sunfire	Ignition Coil	2.2L	SE		IGC0102

Vehicle	Part Type	Engine Size	Trim	Note(s)	Part Number
<b>1997 Pontiac (cont'd)</b>					
Sunfire	Ignition Coil	2.4L	Base, GT, SE		IGC0103
Sunfire	Manifold Absolute Pressure Sensor	2.2L	SE		PRS8205HU-D
Sunfire	Engine Water Pump	2.2L	SE	Gasket, Actual OE	WUP0010
Trans Sport	Ignition Coil	3.4L	Base		IGC0102
Trans Sport	Manifold Absolute Pressure Sensor	3.4L	Base		PRS8205HU-D
Trans Sport	Engine Water Pump	3.4L	Base	Gasket, Actual OE	WUP0009
<b>1998 Pontiac</b>					
Bonneville	Ignition Coil	3.8L	SE, SSE	Naturally Aspirated	IGC0102
Bonneville	Mass Air Flow Sensor	3.8L	SE, SSE, SSEi	Actual OE	MAF0005
Bonneville	Throttle Position Sensor	3.8L	SE, SSE, SSEi	With OE No. 24504798	TPS0002
Firebird	Ignition Coil	3.8L	Base		IGC0102
Firebird	Mass Air Flow Sensor	3.8L	Base	5, Manual, Actual OE	MAF0005
Firebird	Mass Air Flow Sensor	3.8L	Base	6, Manual, Actual OE	MAF0005
Firebird	Mass Air Flow Sensor	3.8L	Base	Automatic, Actual OE	MAF0005
Firebird	Throttle Position Sensor	3.8L	Base	With OE No. 24504798	TPS0002
Grand Am	Ignition Coil	3.1L	GT, SE		IGC0102
Grand Am	Ignition Coil	2.4L	GT, SE		IGC0103
Grand Am	Manifold Absolute Pressure Sensor	3.1L	GT, SE		PRS8205HU-D
Grand Am	Engine Water Pump	3.1L	GT, SE	Gasket, Actual OE	WUP0009
Grand Prix	Ignition Coil	3.1L	SE		IGC0102
Grand Prix	Ignition Coil	3.8L	GT, SE	Naturally Aspirated	IGC0102
Grand Prix	Mass Air Flow Sensor	3.8L	GT, GTP, SE	Actual OE	MAF0005
Grand Prix	Manifold Absolute Pressure Sensor	3.1L	SE		PRS8205HU-D
Grand Prix	Throttle Position Sensor	3.8L	GT, GTP, SE	With OE No. 24504798	TPS0002
Sunfire	Ignition Coil	2.2L	SE		IGC0102
Sunfire	Ignition Coil	2.4L	Base, GT, SE		IGC0103
Sunfire	Engine Water Pump	2.2L	SE	Gasket, Actual OE	WUP0010
Trans Sport	Ignition Coil	3.4L	Base, Montana		IGC0102
Trans Sport	Manifold Absolute Pressure Sensor	3.4L	Base, Montana		PRS8205HU-D

Vehicle	Part Type	Engine Size	Trim	Note(s)	Part Number
<b>1998 Pontiac (cont'd)</b>					
Trans Sport	Engine Water Pump	3.4L	Base, Montana	Gasket, Actual OE	WUP0009
<b>1999 Pontiac</b>					
Bonneville	Ignition Coil	3.8L	SE, SSE	Naturally Aspirated	IGC0102
Bonneville	Mass Air Flow Sensor	3.8L	SE, SSE, SSEi	Actual OE	MAF0047
Bonneville	Throttle Position Sensor	3.8L	SE, SSE, SSEi	With OE No. 24504798	TPS0002
Firebird	Ignition Coil	3.8L	Base		IGC0102
Firebird	Mass Air Flow Sensor	3.8L	Base	Actual OE	MAF0047
Grand Am	Ignition Coil	3.4L	GT, SE		IGC0102
Grand Am	Ignition Coil	2.4L	GT, SE		IGC0103
Grand Am	Manifold Absolute Pressure Sensor	3.4L	GT, SE		PRS8205HU-D
Grand Am	Engine Water Pump	3.4L	GT, SE	Gasket, Actual OE	WUP0009
Grand Prix	Ignition Coil	3.1L	SE		IGC0102
Grand Prix	Ignition Coil	3.8L	GT, SE	Naturally Aspirated	IGC0102
Grand Prix	Mass Air Flow Sensor	3.8L	GT, GTP, SE	Actual OE	MAF0047
Grand Prix	Manifold Absolute Pressure Sensor	3.1L	SE		PRS8205HU-D
Grand Prix	Throttle Position Sensor	3.8L	GT, GTP, SE	With OE No. 24504798	TPS0002
Montana	Ignition Coil	3.4L	Base		IGC0102
Montana	Manifold Absolute Pressure Sensor	3.4L	Base		PRS8205HU-D
Montana	Engine Water Pump	3.4L	Base	Gasket, Actual OE	WUP0009
Sunfire	Ignition Coil	2.2L	SE		IGC0102
Sunfire	Ignition Coil	2.4L	Base, GT, SE		IGC0103
Sunfire	Engine Water Pump	2.2L	SE	Gasket, Actual OE	WUP0010
Trans Sport	Ignition Coil	3.4L	Base		IGC0102
<b>2000 Pontiac</b>					
Bonneville	Ignition Coil	3.8L	SE, SLE	Naturally Aspirated	IGC0102
Bonneville	Mass Air Flow Sensor	3.8L	SE, SLE, SSEi	Actual OE	MAF0047
Bonneville	Throttle Position Sensor	3.8L	SE, SLE, SSEi	With OE No. 24504798	TPS0002
Firebird	Ignition Coil	3.8L	Base		IGC0102
Firebird	Mass Air Flow Sensor	3.8L	Base	Actual OE	MAF0047
Grand Am	Ignition Coil	3.4L	GT, GT1, SE, SE1, SE2		IGC0102
Grand Am	Ignition Coil	2.4L	SE, SE1, SE2		IGC0103

Vehicle	Part Type	Engine Size	Trim	Note(s)	Part Number
<b>2000 Pontiac (cont'd)</b>					
Grand Am	Manifold Absolute Pressure Sensor	3.4L	GT, GT1, SE, SE1, SE2		PRS8205HU-D
Grand Am	Engine Water Pump	3.4L	GT, GT1, SE1, SE2	Gasket, Actual OE	WUP0009
Grand Prix	Ignition Coil	3.1L	SE		IGC0102
Grand Prix	Ignition Coil	3.8L	GT, SE	Naturally Aspirated	IGC0102
Grand Prix	Mass Air Flow Sensor	3.8L	GT, GTP, SE	Actual OE	MAF0047
Grand Prix	Manifold Absolute Pressure Sensor	3.1L	SE		PRS8205HU-D
Grand Prix	Throttle Position Sensor	3.8L	GT, GTP, SE	With OE No. 24504798	TPS0002
Montana	Ignition Coil	3.4L	Base		IGC0102
Montana	Manifold Absolute Pressure Sensor	3.4L	Base		PRS8205HU-D
Montana	Engine Water Pump	3.4L	Base	Gasket, Actual OE	WUP0009
Sunfire	Ignition Coil	2.2L	SE		IGC0102
Sunfire	Ignition Coil	2.4L	Base, GT, GT Milenio, SE		IGC0103
Sunfire	Engine Water Pump	2.2L	SE	Gasket, Actual OE	WUP0010
<b>2001 Pontiac</b>					
Aztek	Ignition Coil	3.4L	Base, GT		IGC0102
Aztek	Manifold Absolute Pressure Sensor	3.4L	Base, GT		PRS8205HU-D
Aztek	Engine Water Pump	3.4L	Base, GT	Gasket, Actual OE	WUP0009
Bonneville	Ignition Coil	3.8L	SE, SLE	Naturally Aspirated	IGC0102
Bonneville	Mass Air Flow Sensor	3.8L	SE, SLE, SSEi	Actual OE	MAF0047
Bonneville	Throttle Position Sensor	3.8L	SE, SLE, SSEi	With OE No. 24504798	TPS0002
Firebird	Ignition Coil	3.8L	Base		IGC0102
Firebird	Mass Air Flow Sensor	3.8L	Base	Actual OE	MAF0047
Grand Am	Ignition Coil	3.4L	GT, GT1, SE, SE1		IGC0102
Grand Am	Ignition Coil	2.4L	SE, SE1		IGC0103
Grand Am	Manifold Absolute Pressure Sensor	3.4L	GT, GT1, SE, SE1		PRS8205HU-D
Grand Am	Engine Water Pump	3.4L	GT, GT1, SE1	Gasket, Actual OE	WUP0009
Grand Prix	Ignition Coil	3.1L	SE		IGC0102
Grand Prix	Ignition Coil	3.8L	GT, SE	Naturally Aspirated	IGC0102
Grand Prix	Mass Air Flow Sensor	3.8L	GT, GTP, SE	Actual OE	MAF0047
Grand Prix	Manifold Absolute Pressure Sensor	3.1L	SE		PRS8205HU-D

Vehicle	Part Type	Engine Size	Trim	Note(s)	Part Number
<b>2001 Pontiac (cont'd)</b>					
Grand Prix	Throttle Position Sensor	3.8L	GT, GTP, SE	With OE No. 24504798	TPS0002
Montana	Ignition Coil	3.4L	Base		IGC0102
Montana	Manifold Absolute Pressure Sensor	3.4L	Base		PRS8205HU-D
Montana	Engine Water Pump	3.4L	Base	Gasket, Actual OE	WUP0009
Sunfire	Ignition Coil	2.2L	SE		IGC0102
Sunfire	Ignition Coil	2.4L	Base, GT, SE		IGC0103
Sunfire	Engine Water Pump	2.2L	SE	Gasket, Actual OE	WUP0010
<b>2002 Pontiac</b>					
Aztek	Ignition Coil	3.4L	Base		IGC0102
Aztek	Manifold Absolute Pressure Sensor	3.4L	Base		PRS8205HU-D
Aztek	Engine Water Pump	3.4L	Base	Gasket, Actual OE	WUP0009
Bonneville	Ignition Coil	3.8L	SE, SLE	Naturally Aspirated	IGC0102
Bonneville	Mass Air Flow Sensor	3.8L	SE, SLE, SSEi	Actual OE	MAF0047
Bonneville	Throttle Position Sensor	3.8L	SE, SLE, SSEi	With OE No. 24504798	TPS0002
Firebird	Ignition Coil	3.8L	Base		IGC0102
Firebird	Mass Air Flow Sensor	3.8L	Base	Actual OE	MAF0047
Grand Am	Ignition Coil	3.4L	GT, GT1, SE, SE1		IGC0102
Grand Am	Manifold Absolute Pressure Sensor	3.4L	GT, GT1, SE, SE1		PRS8205HU-D
Grand Am	Engine Water Pump	3.4L	GT, GT1, SE1	Gasket, Actual OE	WUP0009
Grand Am	Engine Water Pump	2.2L	SE, SE1	Actual OE	WUP0011
Grand Prix	Ignition Coil	3.1L	SE		IGC0102
Grand Prix	Ignition Coil	3.8L	GT, SE	Naturally Aspirated	IGC0102
Grand Prix	Mass Air Flow Sensor	3.8L	GT, GTP, SE	Actual OE	MAF0047
Grand Prix	Manifold Absolute Pressure Sensor	3.1L	SE		PRS8205HU-D
Grand Prix	Throttle Position Sensor	3.8L	GT, GTP, SE	With OE No. 24504798	TPS0002
Montana	Ignition Coil	3.4L	Base		IGC0102
Montana	Manifold Absolute Pressure Sensor	3.4L	Base		PRS8205HU-D
Montana	Engine Water Pump	3.4L	Base	Gasket, Actual OE	WUP0009
Sunfire	Ignition Coil	2.2L	GT, SE		IGC0102
Sunfire	Ignition Coil	2.4L	GT, SE		IGC0103

Vehicle	Part Type	Engine Size	Trim	Note(s)	Part Number
<b>2002 Pontiac (cont'd)</b>					
Sunfire	Engine Water Pump	2.2L	GT, SE	Early, Gasket, Actual OE	WUP0010
Sunfire	Engine Water Pump	2.2L	GT, SE	Late, Actual OE	WUP0011
<b>2003 Pontiac</b>					
Aztek	Ignition Coil	3.4L	Base		IGC0102
Aztek	Manifold Absolute Pressure Sensor	3.4L	Base		PRS8205HU-D
Aztek	Engine Water Pump	3.4L	Base	Gasket, Actual OE	WUP0009
Bonneville	Ignition Coil	3.8L	SE, SLE	Naturally Aspirated	IGC0102
Bonneville	Mass Air Flow Sensor	3.8L	SE, SLE, SSEi	Actual OE	MAF0047
Bonneville	Throttle Position Sensor	3.8L	SE, SLE, SSEi	With OE No. 24504798	TPS0002
Grand Am	Ignition Coil	3.4L	GT, GT1, SE, SE1, SE2		IGC0102
Grand Am	Manifold Absolute Pressure Sensor	3.4L	GT, GT1, SE, SE1, SE2		PRS8205HU-D
Grand Am	Engine Water Pump	3.4L	GT, GT1, SE1, SE2	Gasket, Actual OE	WUP0009
Grand Am	Engine Water Pump	2.2L	SE, SE1	Actual OE	WUP0011
Grand Prix	Ignition Coil	3.1L	SE		IGC0102
Grand Prix	Ignition Coil	3.8L	GT	Naturally Aspirated	IGC0102
Grand Prix	Mass Air Flow Sensor	3.8L	GT, GTP	Actual OE	MAF0047
Grand Prix	Manifold Absolute Pressure Sensor	3.1L	SE		PRS8205HU-D
Grand Prix	Throttle Position Sensor	3.8L	GT, GTP	With OE No. 24504798	TPS0002
Montana	Ignition Coil	3.4L	Base		IGC0102
Montana	Manifold Absolute Pressure Sensor	3.4L	Base		PRS8205HU-D
Montana	Engine Water Pump	3.4L	Base	Gasket, Actual OE	WUP0009
Sunfire	Engine Water Pump	2.2L	GT, SE	Actual OE	WUP0011
<b>2004 Pontiac</b>					
Aztek	Ignition Coil	3.4L	Base, Rally		IGC0102
Aztek	Engine Water Pump	3.4L	Base, Rally	Gasket, Actual OE	WUP0009
Bonneville	Ignition Coil	3.8L	SE, SLE		IGC0102
Bonneville	Mass Air Flow Sensor	3.8L	SE, SLE	Actual OE	MAF0047
Bonneville	Throttle Position Sensor	3.8L	SE, SLE	With OE No. 24504798	TPS0002
Grand Am	Ignition Coil	3.4L	GT, GT1, SE, SE1, SE2		IGC0102

Vehicle	Part Type	Engine Size	Trim	Note(s)	Part Number
<b>2004 Pontiac (cont'd)</b>					
Grand Am	Engine Water Pump	3.4L	GT, GT1, SE1, SE2	Gasket, Actual OE	WUP0009
Grand Am	Engine Water Pump	2.2L	SE	Actual OE	WUP0011
Grand Prix	Fuel Injection Throttle Body	3.8L	GT1, GT2, GTP	Actual OE	ETB0029
Grand Prix	Ignition Coil	3.8L	GT1, GT2	Naturally Aspirated	IGC0102
Montana	Ignition Coil	3.4L	Base		IGC0102
Montana	Engine Water Pump	3.4L	Base	Gasket, Actual OE	WUP0009
Sunfire	Engine Water Pump	2.2L	SE	Actual OE	WUP0011
<b>2005 Pontiac</b>					
Aztek	Ignition Coil	3.4L	Base, Rally		IGC0102
Aztek	Engine Water Pump	3.4L	Base, Rally	Gasket, Actual OE	WUP0009
Bonneville	Ignition Coil	3.8L	SE, SLE		IGC0102
Bonneville	Mass Air Flow Sensor	3.8L	SE, SLE	Actual OE	MAF0047
Bonneville	Throttle Position Sensor	3.8L	SE, SLE	With OE No. 24504798	TPS0002
G6	Fuel Injection Throttle Body	3.5L	Base, GT	Actual OE	ETB0028
Grand Am	Ignition Coil	3.4L	GT, GT1, SE		IGC0102
Grand Am	Engine Water Pump	3.4L	GT, GT1, SE	Gasket, Actual OE	WUP0009
Grand Am	Engine Water Pump	2.2L	SE	Actual OE	WUP0011
Grand Prix	Fuel Injection Throttle Body	3.8L	Base, GT	2, Naturally Aspirated, Actual OE	ETB0030
Grand Prix	Fuel Injection Throttle Body	3.8L	GTP	4, Supercharged, Actual OE	ETB0030
Grand Prix	Fuel Injection Throttle Body	5.3L	GXP		ETB0075
Grand Prix	Ignition Coil	3.8L	Base, GT	Naturally Aspirated	IGC0102
Grand Prix	Ignition Coil	5.3L	GXP	w/ Square Type Coil	IGC0150
Grand Prix	Ignition Coil	5.3L	GXP	w/ Round Type Coil	IGC0151
GTO	Ignition Coil	6.0L	Base	w/ Square Type Coil	IGC0150
GTO	Ignition Coil	6.0L	Base	w/ Round Type Coil	IGC0151
Montana	Fuel Injection Throttle Body	3.5L	SV6	Actual OE	ETB0028
Montana	Ignition Coil	3.4L	Base		IGC0102



Vehicle	Part Type	Engine Size	Trim	Note(s)	Part Number
<b>2005 Pontiac (cont'd)</b>					
Montana	Engine Water Pump	3.4L, 3.5L	Base, SV6	Gasket, Actual OE	WUP0009
Pursuit	Mass Air Flow Sensor	2.2L	Base	Actual OE, 5 Pins	MAF0034
Sunfire	Engine Water Pump	2.2L	Base	Actual OE	WUP0011
Wave	Spark Plug Wire	1.6L	Base	SPECIAL ORDER ONLY	SPW4236HU-D
Wave5	Ignition Coil	1.6L	Base		IGC0163
Wave5	Spark Plug Wire	1.6L	Base	SPECIAL ORDER ONLY	SPW4236HU-D
<b>2006 Pontiac</b>					
G6	Fuel Injection Throttle Body	3.9L	GTP		ETB0016
G6	Fuel Injection Throttle Body	3.5L	Base, GT	Actual OE	ETB0028
G6	Ignition Coil	2.4L	Base		IGC4059-HU
G6	Mass Air Flow Sensor	2.4L	Base	Actual OE, 5 Pins	MAF0034
G6	Engine Water Pump	2.4L	Base	Actual OE	WUP0011
Grand Prix	Fuel Injection Throttle Body	3.8L	Base	2, Naturally Aspirated, Actual OE	ETB0030
Grand Prix	Fuel Injection Throttle Body	3.8L	GT	4, Supercharged, Actual OE	ETB0030
Grand Prix	Fuel Injection Throttle Body	5.3L	GXP		ETB0075
Grand Prix	Ignition Coil	3.8L	Base	Naturally Aspirated	IGC0102
Grand Prix	Ignition Coil	5.3L	GXP	w/ Square Type Coil	IGC0150
Grand Prix	Ignition Coil	5.3L	GXP	w/ Round Type Coil	IGC0151
GTO	Ignition Coil	6.0L	Base	w/ Square Type Coil	IGC0150
GTO	Ignition Coil	6.0L	Base	w/ Round Type Coil	IGC0151
Montana	Fuel Injection Throttle Body	3.9L	SV6		ETB0016
Montana	Fuel Injection Throttle Body	3.5L	SV6	Actual OE	ETB0028
Montana	Engine Water Pump	3.5L	SV6	Gasket, Actual OE	WUP0009
Pursuit	Ignition Coil	2.4L	GT		IGC4059-HU
Pursuit	Mass Air Flow Sensor	2.2L, 2.4L	Base, GT, SE	Actual OE, 5 Pins	MAF0034
Solstice	Ignition Coil	2.4L	Base, GT, SE		IGC4059-HU

Vehicle	Part Type	Engine Size	Trim	Note(s)	Part Number
<b>2006 Pontiac (cont'd)</b>					
Solstice	Mass Air Flow Sensor	2.4L	Base, GT, SE	Actual OE, 5 Pins	MAF0034
Solstice	Engine Water Pump	2.4L	Base	Actual OE	WUP0011
Torrent	Fuel Injection Throttle Body	3.4L	Base	Actual OE	ETB0028
Wave	Spark Plug Wire	1.6L	Base	SPECIAL ORDER ONLY	SPW4236HU-D
Wave5	Ignition Coil	1.6L	Base		IGC0163
Wave5	Spark Plug Wire	1.6L	Base	SPECIAL ORDER ONLY	SPW4236HU-D
<b>2007 Pontiac</b>					
G5	Ignition Coil	2.2L, 2.4L	Base, Basico, GT, LS, SE		IGC4059-HU
G5	Mass Air Flow Sensor	2.2L, 2.4L	Base, Basico, GT, LS, SE	Actual OE, 5 Pins	MAF0034
G5	Manifold Absolute Pressure Sensor	2.2L	Base, Basico, LS, SE		PRS8212-HU
G5	Engine Water Pump	2.2L, 2.4L	Base, GT	Actual OE	WUP0011
G6	Fuel Injection Throttle Body	3.5L, 3.9L	Base, GT		ETB0016
G6	Fuel Injection Throttle Body	3.6L	GTP		ETB0017
G6	Ignition Coil	3.6L	GTP		IGC0173
G6	Ignition Coil	2.4L	Base		IGC4059-HU
G6	Mass Air Flow Sensor	2.4L	Base	Actual OE, 5 Pins	MAF0034
G6	Manifold Absolute Pressure Sensor	3.6L	GTP		PRS8212-HU
G6	Engine Water Pump	2.4L	Base	Actual OE	WUP0011
Grand Prix	Fuel Injection Throttle Body	3.8L	Base, GT	Actual OE	ETB0030
Grand Prix	Fuel Injection Throttle Body	5.3L	GXP		ETB0075
Grand Prix	Ignition Coil	3.8L	Base	Naturally Aspirated	IGC0102
Grand Prix	Ignition Coil	5.3L	GXP	w/ Square Type Coil	IGC0150
Grand Prix	Ignition Coil	5.3L	GXP	w/ Round Type Coil	IGC0151
Grand Prix	Manifold Absolute Pressure Sensor	5.3L	GXP		PRS8212-HU
Montana	Fuel Injection Throttle Body	3.9L	SV6		ETB0016
Solstice	Ignition Coil	2.4L	Base, GT, SE		IGC4059-HU
Solstice	Mass Air Flow Sensor	2.0L, 2.4L	Base, GT, GXP, SE	Actual OE, 5 Pins	MAF0034

Vehicle	Part Type	Engine Size	Trim	Note(s)	Part Number
<b>2007 Pontiac (cont'd)</b>					
Solstice	Engine Water Pump	2.0L, 2.4L	Base, GXP	Actual OE	WUP0011
Torrent	Fuel Injection Throttle Body	3.4L	Base, Sport		ETB0016
Wave	Ignition Coil	1.6L	Base, SE		IGC0163
Wave	Spark Plug Wire	1.6L	Base, SE	SPECIAL ORDER ONLY	SPW4236HU-D
Wave5	Ignition Coil	1.6L	Base		IGC0163
Wave5	Spark Plug Wire	1.6L	Base	SPECIAL ORDER ONLY	SPW4236HU-D
<b>2008 Pontiac</b>					
G5	Ignition Coil	2.2L, 2.4L	Base, Basico, GT, LS, SE		IGC4059-HU
G5	Mass Air Flow Sensor	2.2L, 2.4L	Base, Basico, GT, LS, SE	Actual OE, 5 Pins	MAF0034
G5	Manifold Absolute Pressure Sensor	2.2L, 2.4L	Base, Basico, GT, LS, SE		PRS8212-HU
G5	Engine Water Pump	2.2L, 2.4L	Base, GT	Actual OE	WUP0011
G6	Fuel Injection Throttle Body	3.5L, 3.9L	Base, GT, SE		ETB0016
G6	Fuel Injection Throttle Body	3.6L	GXP		ETB0017
G6	Ignition Coil	3.6L	GXP		IGC0173
G6	Ignition Coil	2.4L	Base, SE		IGC4059-HU
G6	Mass Air Flow Sensor	2.4L	Base, SE	Actual OE, 5 Pins	MAF0034
G6	Manifold Absolute Pressure Sensor	2.4L, 3.5L, 3.6L, 3.9L	Base, GT, GXP, SE		PRS8212-HU
G6	Engine Water Pump	2.4L	Base	Actual OE	WUP0011
G8	Fuel Injection Throttle Body	3.6L	Base		ETB0017
G8	Ignition Coil	6.0L	GT	w/ Square Type Coil	IGC0150
G8	Ignition Coil	6.0L	GT	w/ Round Type Coil	IGC0151
G8	Ignition Coil	3.6L	Base		IGC0173
G8	Manifold Absolute Pressure Sensor	3.6L, 6.0L	Base, GT		PRS8212-HU
Grand Prix	Fuel Injection Throttle Body	3.8L	Base	Actual OE	ETB0030
Grand Prix	Ignition Coil	3.8L	Base		IGC0102
Grand Prix	Ignition Coil	5.3L	GXP	w/ Square Type Coil	IGC0150
Grand Prix	Ignition Coil	5.3L	GXP	w/ Round Type Coil	IGC0151
Grand Prix	Manifold Absolute Pressure Sensor	5.3L	GXP		PRS8212-HU

Vehicle	Part Type	Engine Size	Trim	Note(s)	Part Number
<b>2008 Pontiac (cont'd)</b>					
Montana	Fuel Injection Throttle Body	3.9L	SV6		ETB0016
Montana	Manifold Absolute Pressure Sensor	3.9L	SV6		PRS8212-HU
Solstice	Ignition Coil	2.4L	Base, GT, SE		IGC4059-HU
Solstice	Mass Air Flow Sensor	2.0L, 2.4L	Base, GT, GXP, SE	Actual OE, 5 Pins	MAF0034
Solstice	Manifold Absolute Pressure Sensor	2.4L	Base, GT, SE		PRS8212-HU
Solstice	Engine Water Pump	2.0L, 2.4L	Base, GXP	Actual OE	WUP0011
Torrent	Fuel Injection Throttle Body	3.4L	Base, GT		ETB0016
Torrent	Fuel Injection Throttle Body	3.6L	GXP	7	ETB0054
Torrent	Ignition Coil	3.6L	GXP		IGC0173
Wave	Ignition Coil	1.6L	Base, SE		IGC0163
Wave	Spark Plug Wire	1.6L	Base, SE	SPECIAL ORDER ONLY	SPW4236HU-D
<b>2009 Pontiac</b>					
G3	Manifold Absolute Pressure Sensor	1.6L	Base		PRS8212-HU
G3 Wave	Manifold Absolute Pressure Sensor	1.6L	Base		PRS8212-HU
G5	Ignition Coil	2.2L	Base, Basico, GT, LS, SE		IGC4059-HU
G5	Mass Air Flow Sensor	2.2L	Base, Basico, GT, LS, SE	Actual OE, 5 Pins	MAF0034
G5	Manifold Absolute Pressure Sensor	2.2L	Base, Basico, GT, LS, SE		PRS8212-HU
G5	Engine Water Pump	2.2L	Base, GT	Actual OE	WUP0011
G6	Fuel Injection Throttle Body	3.5L, 3.9L	Base, GT, SE		ETB0016
G6	Fuel Injection Throttle Body	3.6L	GXP		ETB0017
G6	Ignition Coil	3.6L	GXP		IGC0173
G6	Ignition Coil	2.4L	Base, SE		IGC4059-HU
G6	Mass Air Flow Sensor	2.4L	Base, SE	Actual OE, 5 Pins	MAF0034
G6	Manifold Absolute Pressure Sensor	2.4L, 3.5L, 3.6L, 3.9L	Base, GT, GXP, SE		PRS8212-HU
G6	Engine Water Pump	2.4L	Base	Actual OE	WUP0011
G8	Fuel Injection Throttle Body	3.6L	Base		ETB0017
G8	Fuel Injection Throttle Body	6.2L	GXP	Actual OE	ETB0026

Vehicle	Part Type	Engine Size	Trim	Note(s)	Part Number
<b>2009 Pontiac (cont'd)</b>					
G8	Fuel Injection Throttle Body	6.0L	GT	From Mid 2009; 2nd Design, Actual OE	ETB0026
G8	Ignition Coil	6.0L, 6.2L	GT, GXP	w/ Square Type Coil	IGC0150
G8	Ignition Coil	6.0L, 6.2L	GT, GXP	w/ Round Type Coil	IGC0151
G8	Ignition Coil	3.6L	Base		IGC0173
G8	Manifold Absolute Pressure Sensor	3.6L, 6.0L, 6.2L	Base, GT, GXP		PRS8212-HU
Montana	Fuel Injection Throttle Body	3.9L	SV6		ETB0016
Montana	Manifold Absolute Pressure Sensor	3.9L	SV6		PRS8212-HU
Solstice	Ignition Coil	2.4L	Base		IGC4059-HU
Solstice	Mass Air Flow Sensor	2.0L, 2.4L	Base, GXP	Actual OE, 5 Pins	MAF0034
Solstice	Manifold Absolute Pressure Sensor	2.4L	Base		PRS8212-HU
Solstice	Engine Water Pump	2.0L, 2.4L	Base, GXP	Actual OE	WUP0011
Torrent	Fuel Injection Throttle Body	3.4L	Base		ETB0016
Torrent	Fuel Injection Throttle Body	3.6L	GXP	7	ETB0054
Torrent	Ignition Coil	3.6L	GXP		IGC0173
<b>2010 Pontiac</b>					
G3	Manifold Absolute Pressure Sensor	1.6L	Base		PRS8212-HU
G3	Spark Plug Wire	1.6L	Base	SPECIAL ORDER ONLY	SPW4236HU-D
G5	Ignition Coil	2.2L	Base, GT, SE		IGC4059-HU
G5	Mass Air Flow Sensor	2.2L	Base, GT, SE	Actual OE, 5 Pins	MAF0034
G5	Manifold Absolute Pressure Sensor	2.2L	Base, GT, SE		PRS8212-HU
G6	Fuel Injection Throttle Body	3.5L	Base, GT		ETB0016
G6	Ignition Coil	2.4L	Base		IGC4059-HU
G6	Mass Air Flow Sensor	2.4L	Base	Actual OE, 5 Pins	MAF0034
G6	Manifold Absolute Pressure Sensor	2.4L, 3.5L	Base, GT		PRS8212-HU
<b>1992 Saturn</b>					
SC	Ignition Coil	1.9L	Base	Actual OE	IGC0086
SL	Ignition Coil	1.9L	Base	Actual OE	IGC0086
SL1	Ignition Coil	1.9L	Base	Actual OE	IGC0086

Vehicle	Part Type	Engine Size	Trim	Note(s)	Part Number
<b>1992 Saturn (cont'd)</b>					
SL2	Ignition Coil	1.9L	Base	Actual OE	IGC0086
<b>1993 Saturn</b>					
SC1	Ignition Coil	1.9L	Base	Actual OE	IGC0086
SC2	Ignition Coil	1.9L	Base	Actual OE	IGC0086
SL	Ignition Coil	1.9L	Base	Actual OE	IGC0086
SL1	Ignition Coil	1.9L	Base	Actual OE	IGC0086
SL2	Ignition Coil	1.9L	Base	Actual OE	IGC0086
SW1	Ignition Coil	1.9L	Base	Actual OE	IGC0086
SW2	Ignition Coil	1.9L	Base	Actual OE	IGC0086
<b>1994 Saturn</b>					
SC1	Ignition Coil	1.9L	Base	Actual OE	IGC0086
SC2	Ignition Coil	1.9L	Base	Actual OE	IGC0086
SL	Ignition Coil	1.9L	Base	Actual OE	IGC0086
SL1	Ignition Coil	1.9L	Base	Actual OE	IGC0086
SL2	Ignition Coil	1.9L	Base	Actual OE	IGC0086
SW1	Ignition Coil	1.9L	Base	Actual OE	IGC0086
SW2	Ignition Coil	1.9L	Base	Actual OE	IGC0086
<b>1995 Saturn</b>					
SC1	Ignition Coil	1.9L	Base	Actual OE	IGC0086
SC2	Ignition Coil	1.9L	Base	Actual OE	IGC0086
SL	Ignition Coil	1.9L	Base	Actual OE	IGC0086
SL1	Ignition Coil	1.9L	Base	Actual OE	IGC0086
SL2	Ignition Coil	1.9L	Base	Actual OE	IGC0086
SW1	Ignition Coil	1.9L	Base	Actual OE	IGC0086
SW2	Ignition Coil	1.9L	Base	Actual OE	IGC0086
<b>1996 Saturn</b>					
SC1	Ignition Coil	1.9L	Base	Actual OE	IGC0086
SC2	Ignition Coil	1.9L	Base	Actual OE	IGC0086
SL	Ignition Coil	1.9L	Base	Actual OE	IGC0086
SL1	Ignition Coil	1.9L	Base	Actual OE	IGC0086
SL2	Ignition Coil	1.9L	Base	Actual OE	IGC0086
SW1	Ignition Coil	1.9L	Base	Actual OE	IGC0086
SW2	Ignition Coil	1.9L	Base	Actual OE	IGC0086
<b>1997 Saturn</b>					
SC1	Ignition Coil	1.9L	Base	Actual OE	IGC0086
SC2	Ignition Coil	1.9L	Base	Actual OE	IGC0086
SL	Ignition Coil	1.9L	Base	Actual OE	IGC0086
SL1	Ignition Coil	1.9L	Base	Actual OE	IGC0086
SL2	Ignition Coil	1.9L	Base	Actual OE	IGC0086
SW1	Ignition Coil	1.9L	Base	Actual OE	IGC0086

Vehicle	Part Type	Engine Size	Trim	Note(s)	Part Number
<b>1997 Saturn (cont'd)</b>					
SW2	Ignition Coil	1.9L	Base	Actual OE	IGC0086
<b>1998 Saturn</b>					
SC1	Ignition Coil	1.9L	Base	Actual OE	IGC0086
SC2	Ignition Coil	1.9L	Base	Actual OE	IGC0086
SL	Ignition Coil	1.9L	Base	Actual OE	IGC0086
SL1	Ignition Coil	1.9L	Base	Actual OE	IGC0086
SL2	Ignition Coil	1.9L	Base	Actual OE	IGC0086
SW1	Ignition Coil	1.9L	Base	Actual OE	IGC0086
SW2	Ignition Coil	1.9L	Base	Actual OE	IGC0086
<b>1999 Saturn</b>					
SC1	Ignition Coil	1.9L	Base	Actual OE	IGC0086
SC2	Ignition Coil	1.9L	Base	Actual OE	IGC0086
SL	Ignition Coil	1.9L	Base	Actual OE	IGC0086
SL1	Ignition Coil	1.9L	Base	Actual OE	IGC0086
SL2	Ignition Coil	1.9L	Base	Actual OE	IGC0086
SW1	Ignition Coil	1.9L	Base	Actual OE	IGC0086
SW2	Ignition Coil	1.9L	Base	Actual OE	IGC0086
<b>2000 Saturn</b>					
LS	Engine Water Pump	2.2L	Base	Actual OE	WUP0011
LS1	Engine Water Pump	2.2L	Base	Actual OE	WUP0011
LS2	Ignition Coil	3.0L	Base	Left	IGC3855-D
LS2	Ignition Coil	3.0L	Base	Right	IGC3856-D
LW1	Engine Water Pump	2.2L	Base	Actual OE	WUP0011
LW2	Ignition Coil	3.0L	Base	Left	IGC3855-D
LW2	Ignition Coil	3.0L	Base	Right	IGC3856-D
SC1	Ignition Coil	1.9L	Base	Actual OE	IGC0086
SC2	Ignition Coil	1.9L	Base	Actual OE	IGC0086
SL	Ignition Coil	1.9L	Base	Actual OE	IGC0086
SL1	Ignition Coil	1.9L	Base	Actual OE	IGC0086
SL2	Ignition Coil	1.9L	Base	Actual OE	IGC0086
SW2	Ignition Coil	1.9L	Base	Actual OE	IGC0086
<b>2001 Saturn</b>					
L300	Ignition Coil	3.0L	Base	Left	IGC3855-D
L300	Ignition Coil	3.0L	Base	Right	IGC3856-D
LW200	Engine Water Pump	2.2L	Base	Actual OE	WUP0011
LW300	Ignition Coil	3.0L	Base	Left	IGC3855-D
LW300	Ignition Coil	3.0L	Base	Right	IGC3856-D
SC1	Ignition Coil	1.9L	Base	Actual OE	IGC0086

Vehicle	Part Type	Engine Size	Trim	Note(s)	Part Number
<b>2001 Saturn (cont'd)</b>					
SC2	Ignition Coil	1.9L	Base	Actual OE	IGC0086
SL	Ignition Coil	1.9L	Base	Actual OE	IGC0086
SL1	Ignition Coil	1.9L	Base	Actual OE	IGC0086
SL2	Ignition Coil	1.9L	Base	Actual OE	IGC0086
SW2	Ignition Coil	1.9L	Base	Actual OE	IGC0086
<b>2002 Saturn</b>					
L300	Ignition Coil	3.0L	Base	Left	IGC3855-D
L300	Ignition Coil	3.0L	Base	Right	IGC3856-D
LW200	Engine Water Pump	2.2L	Base	Actual OE	WUP0011
LW300	Ignition Coil	3.0L	Base	Left	IGC3855-D
LW300	Ignition Coil	3.0L	Base	Right	IGC3856-D
SC1	Ignition Coil	1.9L	Base	Actual OE	IGC0086
SC2	Ignition Coil	1.9L	Base	Actual OE	IGC0086
SL	Ignition Coil	1.9L	Base	Actual OE	IGC0086
SL1	Ignition Coil	1.9L	Base	Actual OE	IGC0086
SL2	Ignition Coil	1.9L	Base	Actual OE	IGC0086
Vue	Ignition Coil	3.0L	Base	Left	IGC3855-D
Vue	Ignition Coil	3.0L	Base	Right	IGC3856-D
Vue	Engine Water Pump	2.2L	Base	Actual OE	WUP0011
<b>2003 Saturn</b>					
L300	Ignition Coil	3.0L	Base	Left	IGC3855-D
L300	Ignition Coil	3.0L	Base	Right	IGC3856-D
LW200	Engine Water Pump	2.2L	Base	Actual OE	WUP0011
LW300	Ignition Coil	3.0L	Base	Left	IGC3855-D
LW300	Ignition Coil	3.0L	Base	Right	IGC3856-D
Vue	Ignition Coil	3.0L	Base	Left	IGC3855-D
Vue	Ignition Coil	3.0L	Base	Right	IGC3856-D
Vue	Engine Water Pump	2.2L	Base	Actual OE	WUP0011
<b>2004 Saturn</b>					
Ion	Engine Crankshaft Position Sensor	2.0L	Red Line		CPS8178HU-D
Ion	Mass Air Flow Sensor	2.0L	Red Line	Actual OE	MAF0013
Ion	Engine Water Pump	2.0L	Red Line	Actual OE	WUP0011
L300	Ignition Coil	3.0L	2, 3	Left	IGC3855-D
L300	Ignition Coil	3.0L	2, 3	Right	IGC3856-D
Vue	Engine Water Pump	2.2L	Base	Actual OE	WUP0011



Vehicle	Part Type	Engine Size	Trim	Note(s)	Part Number
<b>2005 Saturn</b>					
Ion	Engine Crankshaft Position Sensor	2.0L	Red Line		CPS8178HU-D
Ion	Mass Air Flow Sensor	2.0L	Red Line	Actual OE	MAF0013
Ion	Mass Air Flow Sensor	2.2L	1, 2, 3	Actual OE, 5 Pins	MAF0034
Ion	Engine Water Pump	2.0L	Red Line	Actual OE	WUP0011
L300	Ignition Coil	3.0L	Base	Left	IGC3855-D
L300	Ignition Coil	3.0L	Base	Right	IGC3856-D
Relay	Fuel Injection Throttle Body	3.5L	2, 3	Actual OE	ETB0028
Vue	Engine Water Pump	2.2L	Base	Actual OE	WUP0011
<b>2006 Saturn</b>					
Ion	Engine Crankshaft Position Sensor	2.0L	Red Line		CPS8178HU-D
Ion	Ignition Coil	2.4L	3		IGC4059-HU
Ion	Mass Air Flow Sensor	2.0L	Red Line	Actual OE	MAF0013
Ion	Mass Air Flow Sensor	2.2L, 2.4L	2, 3	Actual OE, 5 Pins	MAF0034
Ion	Engine Water Pump	2.0L	Red Line	Actual OE	WUP0011
Relay	Fuel Injection Throttle Body	3.9L	3		ETB0016
Relay	Fuel Injection Throttle Body	3.5L	2, 3	Actual OE	ETB0028
Vue	Engine Water Pump	2.2L	Base	Actual OE	WUP0011
<b>2007 Saturn</b>					
Aura	Fuel Injection Throttle Body	3.5L	XE		ETB0016
Aura	Fuel Injection Throttle Body	3.6L	XR		ETB0017
Aura	Ignition Coil	3.6L	XR		IGC0173
Aura	Mass Air Flow Sensor	2.4L	Green Line	Actual OE, 5 Pins	MAF0034
Aura	Manifold Absolute Pressure Sensor	2.4L, 3.6L	Green Line, XR		PRS8212-HU
Aura	Engine Water Pump	2.4L	Green Line	Actual OE	WUP0011
Ion	Engine Crankshaft Position Sensor	2.0L	Red Line		CPS8178HU-D
Ion	Ignition Coil	2.2L, 2.4L	2, 3		IGC4059-HU
Ion	Mass Air Flow Sensor	2.0L	Red Line	Actual OE	MAF0013

Vehicle	Part Type	Engine Size	Trim	Note(s)	Part Number
<b>2007 Saturn (cont'd)</b>					
Ion	Mass Air Flow Sensor	2.2L, 2.4L	2, 3	Actual OE, 5 Pins	MAF0034
Ion	Manifold Absolute Pressure Sensor	2.2L	2, 3		PRS8212-HU
Ion	Engine Water Pump	2.0L	Red Line	Actual OE	WUP0011
Outlook	Fuel Injection Throttle Body	3.6L	XE, XR		ETB0054
Outlook	Ignition Coil	3.6L	XE, XR		IGC0173
Outlook	Manifold Absolute Pressure Sensor	3.6L	XE, XR		PRS8212-HU
Relay	Fuel Injection Throttle Body	3.9L	1, 2, 3		ETB0016
Sky	Ignition Coil	2.0L, 2.4L	Base, Red Line		IGC4059-HU
Sky	Mass Air Flow Sensor	2.0L, 2.4L	Base, Red Line	Actual OE, 5 Pins	MAF0034
Sky	Engine Water Pump	2.0L, 2.4L	Base, Red Line	Actual OE	WUP0011
Vue	Mass Air Flow Sensor	2.4L	Green Line	Actual OE, 5 Pins	MAF0034
Vue	Engine Water Pump	2.2L	Base	Actual OE	WUP0011
<b>2008 Saturn</b>					
Astra	Manifold Absolute Pressure Sensor	1.8L	XE, XR		PRS8212-HU
Aura	Fuel Injection Throttle Body	3.5L	XE		ETB0016
Aura	Fuel Injection Throttle Body	3.6L	XR		ETB0017
Aura	Ignition Coil	3.6L	XR		IGC0173
Aura	Ignition Coil	2.4L	XE	GAS	IGC4059-HU
Aura	Mass Air Flow Sensor	2.4L	Green Line, XE	Actual OE, 5 Pins	MAF0034
Aura	Manifold Absolute Pressure Sensor	2.4L, 3.5L, 3.6L	Green Line, XE, XR		PRS8212-HU
Aura	Engine Water Pump	2.4L	Green Line, XE	Actual OE	WUP0011
Outlook	Fuel Injection Throttle Body	3.6L	XE, XR		ETB0054
Outlook	Ignition Coil	3.6L	XE, XR		IGC0173
Outlook	Manifold Absolute Pressure Sensor	3.6L	XE, XR		PRS8212-HU
Sky	Ignition Coil	2.0L, 2.4L	Base, Red Line		IGC4059-HU
Sky	Mass Air Flow Sensor	2.0L, 2.4L	Base, Red Line	Actual OE, 5 Pins	MAF0034
Sky	Manifold Absolute Pressure Sensor	2.4L	Base		PRS8212-HU

Vehicle	Part Type	Engine Size	Trim	Note(s)	Part Number
<b>2008 Saturn (cont'd)</b>					
Sky	Engine Water Pump	2.0L, 2.4L	Base, Red Line	Actual OE	WUP0011
Vue	Fuel Injection Throttle Body	3.5L	XE		ETB0016
Vue	Fuel Injection Throttle Body	3.6L	Red Line, XR	7	ETB0054
Vue	Ignition Coil	3.6L	Red Line, XR		IGC0173
Vue	Ignition Coil	2.4L	XE	GAS	IGC4059-HU
Vue	Mass Air Flow Sensor	2.4L	Green Line, XE	12579352 Stamping, Actual OE	MAF0013
Vue	Mass Air Flow Sensor	2.4L	Green Line, XE	12576410 Stamping, Actual OE, 5 Pins	MAF0034
Vue	Manifold Absolute Pressure Sensor	2.4L, 3.5L, 3.6L	Green Line, Red Line, XE, XR		PRS8212-HU
<b>2009 Saturn</b>					
Astra	Manifold Absolute Pressure Sensor	1.8L	XE, XR		PRS8212-HU
Aura	Fuel Injection Throttle Body	3.6L	XR		ETB0017
Aura	Ignition Coil	3.6L	XR		IGC0173
Aura	Ignition Coil	2.4L	XE, XR	GAS	IGC4059-HU
Aura	Mass Air Flow Sensor	2.4L	Hybrid, XE, XR	Actual OE, 5 Pins	MAF0034
Aura	Manifold Absolute Pressure Sensor	2.4L, 3.6L	Hybrid, XE, XR		PRS8212-HU
Aura	Engine Water Pump	2.4L	Hybrid, XE, XR	Actual OE	WUP0011
Outlook	Fuel Injection Throttle Body	3.6L	XE, XR		ETB0054
Outlook	Ignition Coil	3.6L	XE, XR		IGC0144
Sky	Ignition Coil	2.0L, 2.4L	Base, Red Line		IGC4059-HU
Sky	Mass Air Flow Sensor	2.0L, 2.4L	Base, Red Line	Actual OE, 5 Pins	MAF0034
Sky	Manifold Absolute Pressure Sensor	2.4L	Base		PRS8212-HU
Sky	Engine Water Pump	2.0L, 2.4L	Base, Red Line	Actual OE	WUP0011
Vue	Fuel Injection Throttle Body	3.5L	XE		ETB0016
Vue	Fuel Injection Throttle Body	3.6L	Red Line, XR	7	ETB0054
Vue	Ignition Coil	3.6L	Red Line, XR		IGC0173
Vue	Ignition Coil	2.4L	XE, XR	GAS	IGC4059-HU
Vue	Mass Air Flow Sensor	2.4L	Hybrid	12579352 Stamping, Actual OE	MAF0013

Vehicle	Part Type	Engine Size	Trim	Note(s)	Part Number
<b>2009 Saturn (cont'd)</b>					
Vue	Mass Air Flow Sensor	2.4L	Hybrid, XE, XR	12576410 Stamping, Actual OE, 5 Pins	MAF0034
Vue	Manifold Absolute Pressure Sensor	2.4L, 3.5L, 3.6L	Hybrid, Red Line, XE, XR		PRS8212-HU
<b>2010 Saturn</b>					
Outlook	Fuel Injection Throttle Body	3.6L	XE, XR		ETB0054
Outlook	Ignition Coil	3.6L	XE, XR		IGC0173
Sky	Ignition Coil	2.4L	Base		IGC4059-HU
Sky	Mass Air Flow Sensor	2.0L, 2.4L	Base, Red Line	Actual OE, 5 Pins	MAF0034
Sky	Manifold Absolute Pressure Sensor	2.4L	Base		PRS8212-HU
Vue	Fuel Injection Throttle Body	3.6L	XR	7	ETB0054
Vue	Ignition Coil	3.6L	XR		IGC0173
Vue	Ignition Coil	2.4L	XE, XR		IGC4059-HU
Vue	Mass Air Flow Sensor	2.4L	XE, XR	Actual OE, 5 Pins	MAF0034
Vue	Manifold Absolute Pressure Sensor	2.4L, 3.5L, 3.6L	XE, XR		PRS8212-HU
<b>1995 Acura</b>					
Integra	Fuel Pump	1.8L	LS, RS, Special Edition	SPECIAL ORDER ONLY	FUP3303-D
Integra	Ignition Coil	1.8L	GS-R, LS, RS, Special Edition		IGC0179
<b>1996 Acura</b>					
Integra	Ignition Coil	1.8L	GS-R, LS, RS, Special Edition		IGC0179
SLX	Ignition Coil	3.2L	Base, Premium	Actual OE	IGC0047
<b>1997 Acura</b>					
CL	Ignition Coil	2.2L	Base, Premium	Actual OE	IGC0066
Integra	Ignition Coil	1.8L	GS, GS-R, LS, RS, Type R		IGC0179
SLX	Ignition Coil	3.2L	Base, Premium	Actual OE	IGC0047
<b>1998 Acura</b>					
CL	Ignition Coil	2.3L	Base, Premium	Actual OE	IGC0066
Integra	Ignition Coil	1.8L	GS, LS, RS		IGC0179
SLX	Fuel Pump	3.5L	Premium	SPECIAL ORDER ONLY	FUP3303-D
SLX	Ignition Coil	3.5L	Premium	Actual OE	IGC0048
<b>1999 Acura</b>					
CL	Ignition Coil	2.3L	Premium	Actual OE	IGC0066

Vehicle	Part Type	Engine Size	Trim	Note(s)	Part Number
<b>1999 Acura (cont'd)</b>					
Integra	Ignition Coil	1.8L	GS, LS		IGC0179
SLX	Fuel Pump	3.5L	Premium	SPECIAL ORDER ONLY	FUP3303-D
SLX	Ignition Coil	3.5L	Premium	Actual OE	IGC0048
<b>2000 Acura</b>					
Integra	Ignition Coil	1.8L	GS, LS		IGC0179
<b>2001 Acura</b>					
Integra	Ignition Coil	1.8L	GS, LS		IGC0179
<b>2002 Acura</b>					
RSX	Engine Camshaft Position Sensor	2.0L	Base, Type-S		CPS8071HU-D
RSX	Ignition Coil	2.0L	Base, Type-S		IGC4030-D
RSX	Engine Variable Valve Timing (VVT) Solenoid	2.0L	Base, Type-S		VTS0015
<b>2003 Acura</b>					
RSX	Engine Camshaft Position Sensor	2.0L	Base, Type-S		CPS8071HU-D
RSX	Ignition Coil	2.0L	Base, Type-S		IGC4030-D
RSX	Engine Variable Valve Timing (VVT) Solenoid	2.0L	Base, Type-S		VTS0015
<b>2004 Acura</b>					
RSX	Engine Camshaft Position Sensor	2.0L	Base, Type-S		CPS8071HU-D
RSX	Ignition Coil	2.0L	Base, Type-S		IGC4030-D
RSX	Engine Variable Valve Timing (VVT) Solenoid	2.0L	Base, Type-S		VTS0015
TL	Ignition Coil	3.2L	Base	Actual OE	IGC0055
TSX	Engine Camshaft Position Sensor	2.4L	Base	Exhaust	CPS8071HU-D
TSX	Ignition Coil	2.4L	Base	GAS	IGC0186
TSX	Engine Variable Valve Timing (VVT) Solenoid	2.4L	Base		VTS0011
<b>2005 Acura</b>					
RL	Ignition Coil	3.5L	Base	Actual OE	IGC0055
RSX	Engine Camshaft Position Sensor	2.0L	Base, Type-S		CPS8071HU-D
RSX	Ignition Coil	2.0L	Base, Type-S		IGC4030-D
RSX	Engine Variable Valve Timing (VVT) Solenoid	2.0L	Base, Type-S		VTS0011

Vehicle	Part Type	Engine Size	Trim	Note(s)	Part Number
<b>2005 Acura (cont'd)</b>					
TL	Ignition Coil	3.2L	Base	Actual OE	IGC0055
TSX	Engine Camshaft Position Sensor	2.4L	Base	Exhaust	CPS8071HU-D
TSX	Ignition Coil	2.4L	Base	GAS	IGC0186
TSX	Engine Variable Valve Timing (VVT) Solenoid	2.4L	Base		VTS0011
<b>2006 Acura</b>					
RL	Ignition Coil	3.5L	Base	Actual OE	IGC0055
RSX	Engine Camshaft Position Sensor	2.0L	Base, Type-S		CPS8071HU-D
RSX	Ignition Coil	2.0L	Base, Type-S		IGC4030-D
RSX	Engine Variable Valve Timing (VVT) Solenoid	2.0L	Base, Type-S		VTS0011
TL	Ignition Coil	3.2L	Base	Actual OE	IGC0055
TSX	Engine Camshaft Position Sensor	2.4L	Base	Exhaust	CPS8071HU-D
TSX	Ignition Coil	2.4L	Base	GAS	IGC0186
TSX	Engine Variable Valve Timing (VVT) Solenoid	2.4L	Base		VTS0011
<b>2007 Acura</b>					
MDX	Mass Air Flow Sensor	3.7L	Base	Actual OE	MAF0033
RDX	Engine Camshaft Position Sensor	2.3L	Base		CPS8071HU-D
RDX	Ignition Coil	2.3L	Base	GAS	IGC0186
RDX	Mass Air Flow Sensor	2.3L	Base	Actual OE	MAF0033
RDX	Engine Variable Valve Timing (VVT) Solenoid	2.3L	Base		VTS0011
RL	Ignition Coil	3.5L	Base	Actual OE	IGC0055
TL	Ignition Coil	3.2L, 3.5L	Base, Type-S	Actual OE	IGC0055
TSX	Engine Camshaft Position Sensor	2.4L	Base	Exhaust	CPS8071HU-D
TSX	Ignition Coil	2.4L	Base	GAS	IGC0186
TSX	Engine Variable Valve Timing (VVT) Solenoid	2.4L	Base		VTS0011
<b>2008 Acura</b>					
MDX	Mass Air Flow Sensor	3.7L	Base	Actual OE	MAF0033
RDX	Engine Camshaft Position Sensor	2.3L	Base		CPS8071HU-D

Vehicle	Part Type	Engine Size	Trim	Note(s)	Part Number
<b>2008 Acura (cont'd)</b>					
RDX	Ignition Coil	2.3L	Base	GAS	IGC0186
RDX	Mass Air Flow Sensor	2.3L	Base	Actual OE	MAF0033
RDX	Engine Variable Valve Timing (VVT) Solenoid	2.3L	Base		VTS0011
RL	Ignition Coil	3.5L	Base, Elite	Actual OE	IGC0055
TL	Ignition Coil	3.2L, 3.5L	Base, Type-S	Actual OE	IGC0055
TSX	Engine Camshaft Position Sensor	2.4L	Base	Exhaust	CPS8071HU-D
TSX	Ignition Coil	2.4L	Base	GAS	IGC0186
TSX	Engine Variable Valve Timing (VVT) Solenoid	2.4L	Base		VTS0011
<b>2009 Acura</b>					
MDX	Mass Air Flow Sensor	3.7L	Base	Actual OE	MAF0033
RDX	Engine Camshaft Position Sensor	2.3L	Base		CPS8071HU-D
RDX	Ignition Coil	2.3L	Base	GAS	IGC0186
RDX	Mass Air Flow Sensor	2.3L	Base	Actual OE	MAF0033
RDX	Engine Variable Valve Timing (VVT) Solenoid	2.3L	Base		VTS0011
RL	Ignition Coil	3.7L	Base	Actual OE	IGC0056
RL	Mass Air Flow Sensor	3.7L	Base	Actual OE	MAF0033
TL	Ignition Coil	3.5L, 3.7L	Base, SH-AWD	Actual OE	IGC0056
TL	Mass Air Flow Sensor	3.5L, 3.7L	Base, SH-AWD	Actual OE	MAF0033
TSX	Engine Variable Valve Timing (VVT) Solenoid	2.4L	Base		VTS0011
<b>2010 Acura</b>					
MDX	Mass Air Flow Sensor	3.7L	Base	Actual OE	MAF0033
RDX	Engine Camshaft Position Sensor	2.3L	Base, SH-AWD		CPS8071HU-D
RDX	Ignition Coil	2.3L	Base, SH-AWD	GAS	IGC0186
RDX	Mass Air Flow Sensor	2.3L	Base, SH-AWD	Actual OE	MAF0033
RDX	Engine Variable Valve Timing (VVT) Solenoid	2.3L	Base, SH-AWD		VTS0011
RL	Ignition Coil	3.7L	Base	Actual OE	IGC0056

Vehicle	Part Type	Engine Size	Trim	Note(s)	Part Number
<b>2010 Acura (cont'd)</b>					
RL	Mass Air Flow Sensor	3.7L	Base	Actual OE	MAF0033
TL	Ignition Coil	3.5L, 3.7L	Base, SH-AWD	Actual OE	IGC0056
TL	Mass Air Flow Sensor	3.5L, 3.7L	Base, SH-AWD	Actual OE	MAF0033
TSX	Ignition Coil	3.5L	V6	Actual OE	IGC0056
TSX	Mass Air Flow Sensor	3.5L	V6	Actual OE	MAF0033
TSX	Engine Variable Valve Timing (VVT) Solenoid	2.4L	Base		VTS0011
ZDX	Mass Air Flow Sensor	3.7L	Base	Actual OE	MAF0033
<b>2011 Acura</b>					
MDX	Mass Air Flow Sensor	3.7L	Base	Actual OE	MAF0033
RDX	Engine Camshaft Position Sensor	2.3L	Base, SH-AWD		CPS8071HU-D
RDX	Ignition Coil	2.3L	Base, SH-AWD	GAS	IGC0186
RDX	Mass Air Flow Sensor	2.3L	Base, SH-AWD	Actual OE	MAF0033
RDX	Engine Variable Valve Timing (VVT) Solenoid	2.3L	Base, SH-AWD		VTS0011
RL	Ignition Coil	3.7L	Base	Actual OE	IGC0056
RL	Mass Air Flow Sensor	3.7L	Base	Actual OE	MAF0033
TL	Ignition Coil	3.5L, 3.7L	Base, SH-AWD	Actual OE	IGC0056
TL	Mass Air Flow Sensor	3.5L, 3.7L	Base, SH-AWD	Actual OE	MAF0033
TSX	Ignition Coil	3.5L	Base, V6	Actual OE	IGC0056
TSX	Mass Air Flow Sensor	3.5L	Base, V6	Actual OE	MAF0033
TSX	Engine Variable Valve Timing (VVT) Solenoid	2.4L	Base		VTS0011
ZDX	Mass Air Flow Sensor	3.7L	Base	Actual OE	MAF0033
<b>2012 Acura</b>					
MDX	Mass Air Flow Sensor	3.7L	Base	Actual OE	MAF0033
RDX	Engine Camshaft Position Sensor	2.3L	Base, SH-AWD		CPS8071HU-D
RDX	Ignition Coil	2.3L	Base, SH-AWD	GAS	IGC0186
RDX	Mass Air Flow Sensor	2.3L	Base, SH-AWD	Actual OE	MAF0033



Vehicle	Part Type	Engine Size	Trim	Note(s)	Part Number
<b>2012 Acura (cont'd)</b>					
RDX	Engine Variable Valve Timing (VVT) Solenoid	2.3L	Base, SH-AWD		VTS0011
RL	Ignition Coil	3.7L	Base	Actual OE	IGC0056
RL	Mass Air Flow Sensor	3.7L	Base	Actual OE	MAF0033
TL	Ignition Coil	3.5L, 3.7L	Base, SH-AWD	Actual OE	IGC0056
TL	Mass Air Flow Sensor	3.5L, 3.7L	Base, SH-AWD	Actual OE	MAF0033
TSX	Ignition Coil	3.5L	Base, V6	Actual OE	IGC0056
TSX	Mass Air Flow Sensor	3.5L	Base, V6	Actual OE	MAF0033
TSX	Engine Variable Valve Timing (VVT) Solenoid	2.4L	A-Spec, Base, Special Edition		VTS0011
ZDX	Mass Air Flow Sensor	3.7L	Base	Actual OE	MAF0033
<b>2013 Acura</b>					
ILX	Ignition Coil	2.0L	Base	GAS	IGC0184
ILX	Mass Air Flow Sensor	2.0L	Base	Actual OE	MAF0122
ILX	Mass Air Flow Sensor	1.5L	Hybrid	ELECTRIC/GAS, Actual OE	MAF0122
ILX	Engine Variable Valve Timing (VVT) Solenoid	2.4L	Base, Dynamic		VTS0011
MDX	Mass Air Flow Sensor	3.7L	Base	Actual OE	MAF0033
RDX	Mass Air Flow Sensor	3.5L	Base	Actual OE	MAF0122
TL	Ignition Coil	3.5L, 3.7L	Base, SH-AWD	Actual OE	IGC0056
TL	Mass Air Flow Sensor	3.5L, 3.7L	Base, SH-AWD	Actual OE	MAF0033
TSX	Ignition Coil	3.5L	Base, V6, V6 Tech	Actual OE	IGC0056
TSX	Mass Air Flow Sensor	3.5L	Base, V6, V6 Tech	Actual OE	MAF0033
TSX	Engine Variable Valve Timing (VVT) Solenoid	2.4L	Base, Premium, Special Edition, Tech		VTS0011
ZDX	Mass Air Flow Sensor	3.7L	Base	Actual OE	MAF0033
<b>2014 Acura</b>					
ILX	Ignition Coil	2.0L	Base	GAS	IGC0184
ILX	Mass Air Flow Sensor	1.5L, 2.0L	Base, Hybrid	Actual OE	MAF0122
ILX	Engine Variable Valve Timing (VVT) Solenoid	2.4L	Base, Dynamic		VTS0011

Vehicle	Part Type	Engine Size	Trim	Note(s)	Part Number
<b>2014 Acura (cont'd)</b>					
MDX	Mass Air Flow Sensor	3.5L	Base, SH-AWD	Actual OE	MAF0122
RDX	Mass Air Flow Sensor	3.5L	Base	Actual OE	MAF0122
RLX	Mass Air Flow Sensor	3.5L	Base, Sport Hybrid SH-AWD	Actual OE	MAF0122
TL	Ignition Coil	3.5L, 3.7L	Base, SH-AWD	Actual OE	IGC0056
TL	Mass Air Flow Sensor	3.5L, 3.7L	Base, SH-AWD	Actual OE	MAF0033
TSX	Ignition Coil	3.5L	V6, V6 Tech	Actual OE	IGC0056
TSX	Mass Air Flow Sensor	3.5L	V6, V6 Tech	Actual OE	MAF0033
TSX	Engine Variable Valve Timing (VVT) Solenoid	2.4L	Base, Premium, Special Edition, Tech		VTS0011
<b>2015 Acura</b>					
ILX	Ignition Coil	2.0L	Base	GAS	IGC0184
ILX	Mass Air Flow Sensor	2.0L	Base	Actual OE	MAF0122
ILX	Engine Variable Valve Timing (VVT) Solenoid	2.4L	Base, Dynamic		VTS0011
MDX	Mass Air Flow Sensor	3.5L	Base, SH-AWD	Actual OE	MAF0122
RDX	Mass Air Flow Sensor	3.5L	Base	Actual OE	MAF0122
RLX	Mass Air Flow Sensor	3.5L	Base, Elite, Sport Hybrid SH-AWD, Tech	Actual OE	MAF0122
TLX	Mass Air Flow Sensor	2.4L, 3.5L	Base, SH-AWD	Actual OE	MAF0122
<b>2016 Acura</b>					
MDX	Mass Air Flow Sensor	3.5L	Base, SH-AWD	Actual OE	MAF0122
RDX	Mass Air Flow Sensor	3.5L	Base	Actual OE	MAF0122
RLX	Mass Air Flow Sensor	3.5L	Base, Sport Hybrid SH-AWD	Actual OE	MAF0122
TLX	Mass Air Flow Sensor	2.4L, 3.5L	Base, SH-AWD	Actual OE	MAF0122
<b>2017 Acura</b>					
MDX	Mass Air Flow Sensor	3.0L, 3.5L	Base, SH-AWD, Sport Hybrid	Actual OE	MAF0122
NSX	Ignition Coil	3.5L	Base	Actual OE	IGC0094
RDX	Mass Air Flow Sensor	3.5L	Base	Actual OE	MAF0122

Vehicle	Part Type	Engine Size	Trim	Note(s)	Part Number
<b>2017 Acura (cont'd)</b>					
RLX	Mass Air Flow Sensor	3.5L	Base	w/ Advance Package; w/ Technology Package, Automatic, Actual OE	MAF0122
RLX	Mass Air Flow Sensor	3.5L	Sport Hybrid SH-AWD	w/ Advance Package; w/ Technology Package, Automatic Dual Clutch, Actual OE	MAF0122
TLX	Mass Air Flow Sensor	2.4L, 3.5L	Advance, Base, SH-AWD, Tech	Actual OE	MAF0122
<b>2018 Acura</b>					
MDX	Mass Air Flow Sensor	3.0L, 3.5L	Base, SH-AWD, Sport Hybrid	Actual OE	MAF0122
NSX	Ignition Coil	3.5L	Base	Actual OE	IGC0094
RDX	Mass Air Flow Sensor	3.5L	Base	Actual OE	MAF0122
RLX	Mass Air Flow Sensor	3.5L	Base, Sport Hybrid SH-AWD	Actual OE	MAF0122
TLX	Mass Air Flow Sensor	2.4L, 3.5L	A-Spec, Advance, Base, SH-AWD	Actual OE	MAF0122
<b>1988 Honda</b>					
Civic	Ignition Control Module	1.6L	RT 4WD	SPECIAL ORDER ONLY	IGN0001
CRX	Ignition Control Module	1.5L	DX, HF	SPECIAL ORDER ONLY	IGN0001
<b>1989 Honda</b>					
Civic	Ignition Control Module	1.6L	RT 4WD, Si	SPECIAL ORDER ONLY	IGN0001
CRX	Ignition Control Module	1.5L	Base, HF	SPECIAL ORDER ONLY	IGN0001
<b>1990 Honda</b>					
Accord	Ignition Control Module	2.2L	DX, EX, LX	SPECIAL ORDER ONLY	IGN0001
Civic	Ignition Control Module	1.6L	EX, RT 4WD, Si	SPECIAL ORDER ONLY	IGN0001
CRX	Ignition Control Module	1.5L	Base, HF	SPECIAL ORDER ONLY	IGN0001
<b>1991 Honda</b>					
Accord	Ignition Control Module	2.2L	DX, EX, LX, SE	SPECIAL ORDER ONLY	IGN0001
Civic	Ignition Control Module	1.6L	EX, RT 4WD, Si	SPECIAL ORDER ONLY	IGN0001

Vehicle	Part Type	Engine Size	Trim	Note(s)	Part Number
<b>1991 Honda (cont'd)</b>					
CRX	Ignition Control Module	1.5L	Base, HF	SPECIAL ORDER ONLY	IGN0001
<b>1992 Honda</b>					
Accord	Ignition Control Module	2.2L	DX, EX, LX	SPECIAL ORDER ONLY	IGN0001
Prelude	Ignition Control Module	2.3L	Si, Si 4WS	SPECIAL ORDER ONLY	IGN0001
<b>1993 Honda</b>					
Accord	Ignition Control Module	2.2L	10th Anniversary, DX, EX, LX, SE	SPECIAL ORDER ONLY	IGN0001
Prelude	Ignition Control Module	2.3L	Si, Si 4WS	SPECIAL ORDER ONLY	IGN0001
<b>1994 Honda</b>					
Accord	Ignition Coil	2.2L	DX, EX, LX	Actual OE	IGC0064
<b>1995 Honda</b>					
Accord	Fuel Pump	2.2L, 2.7L	DX, EX, EX-R, LX	SPECIAL ORDER ONLY	FUP3362HU-D
Accord	Ignition Coil	2.2L	DX, LX	Actual OE	IGC0064
Accord	Ignition Coil	2.2L	EX	F22B1, Actual OE	IGC0065
Accord	Ignition Igniter	2.2L	LX	With OE No. 30130-P12-006	IGN8089
Civic	Fuel Pump	1.6L	EX	4, SPECIAL ORDER ONLY	FUP3303-D
Civic	Fuel Pump	1.5L	CX, DX, LX, VX	SPECIAL ORDER ONLY	FUP3303-D
Civic	Ignition Coil	1.5L, 1.6L	CX, DX, EX, LX, Si, VX		IGC0179
Civic	Ignition Igniter	1.5L, 1.6L	CX, DX, EX, LX, Si, VX	With OE No. 06300-P2E-305, SPECIAL ORDER ONLY	IGN0002
Civic	Spark Plug Wire	1.5L, 1.6L	EX, Si, VX	SPECIAL ORDER ONLY	SPW4520HU-D
Civic del Sol	Fuel Pump	1.5L, 1.6L	S, Si, VTEC	SPECIAL ORDER ONLY	FUP3303-D
Civic del Sol	Ignition Coil	1.5L, 1.6L	S, Si, VTEC		IGC0179
Civic del Sol	Ignition Igniter	1.5L, 1.6L	S, Si, VTEC	With OE No. 06300-P2E-305, SPECIAL ORDER ONLY	IGN0002
Civic del Sol	Spark Plug Wire	1.6L	Si	SPECIAL ORDER ONLY	SPW4520HU-D
Odyssey	Ignition Coil	2.2L	EX, LX	Actual OE	IGC0065
Passport	Engine Coolant Temperature Sensor	2.6L	DX	Actual OE	TMS0004
Prelude	Ignition Igniter	2.2L, 2.3L	S, SE, Si, VTEC	With OE No. 30130-P12-006	IGN8089

Vehicle	Part Type	Engine Size	Trim	Note(s)	Part Number
<b>1996 Honda</b>					
Accord	Ignition Coil	2.2L	25th Anniversary Edition, DX, EX, LX	Actual OE	IGC0066
Accord	Ignition Coil	2.2L	EX-R	F22B1, Actual OE	IGC0066
Civic	Ignition Coil	1.6L	CX, DX, EX, LX	Actual OE	IGC0064
Civic	Ignition Coil	1.6L	HX	Actual OE	IGC0065
Civic	Ignition Coil	1.6L	CX, DX, EX, HX, LX, Si		IGC0179
Civic	Ignition Igniter	1.6L	DX, LX	With OE No. 06300-P2E-305, SPECIAL ORDER ONLY	IGN0002
Civic	Spark Plug Wire	1.6L	DX, EX, HX, LX	SPECIAL ORDER ONLY	SPW4520HU-D
Civic del Sol	Fuel Pump	1.6L	S, Si, VTEC	SPECIAL ORDER ONLY	FUP3303-D
Civic del Sol	Ignition Coil	1.6L	S, Si, VTEC		IGC0179
Civic del Sol	Ignition Igniter	1.6L	S, Si	With OE No. 06300-P2E-305, SPECIAL ORDER ONLY	IGN0002
Civic del Sol	Spark Plug Wire	1.6L	S, Si	SPECIAL ORDER ONLY	SPW4520HU-D
Odyssey	Ignition Coil	2.2L	EX, LX	Actual OE	IGC0065
Passport	Ignition Coil	3.2L	EX, LX	Actual OE	IGC0047
Prelude	Ignition Igniter	2.2L, 2.3L	Si, VTEC	With OE No. 30130-P12-006	IGN8089
<b>1997 Honda</b>					
Accord	Ignition Coil	2.2L	DX, EX, LX, SE, Value Package	Actual OE	IGC0066
Accord	Ignition Coil	2.2L	EX-R	F22B1, Actual OE	IGC0066
Accord	Ignition Igniter	2.2L	DX, EX, EX-R, LX, SE, Value Package	With OE No. 06300-P2E-305, SPECIAL ORDER ONLY	IGN0002
Civic	Ignition Coil	1.6L	CX, DX, EX, LX	Actual OE	IGC0064
Civic	Ignition Coil	1.6L	HX	To Engine Serial Number 2318233, Actual OE	IGC0064
Civic	Ignition Coil	1.6L	HX	From Engine Serial Number 2318234, Actual OE	IGC0065
Civic	Ignition Coil	1.6L	CX, DX, EX, EX-R, HX, LX, Si		IGC0179
Civic	Ignition Igniter	1.6L	CX, DX, EX, EX-R, LX, Si	With OE No. 06300-P2E-305, SPECIAL ORDER ONLY	IGN0002
Civic del Sol	Fuel Pump	1.6L	S, Si, VTEC	SPECIAL ORDER ONLY	FUP3303-D
Civic del Sol	Ignition Coil	1.6L	S, Si, VTEC		IGC0179

Vehicle	Part Type	Engine Size	Trim	Note(s)	Part Number
<b>1997 Honda (cont'd)</b>					
Civic del Sol	Ignition Igniter	1.6L	S, Si, VTEC	With OE No. 06300-P2E-305, SPECIAL ORDER ONLY	IGN0002
CR-V	Ignition Coil	2.0L	LX		IGC0179
Odyssey	Ignition Coil	2.2L	EX, LX	Actual OE	IGC0065
Passport	Ignition Coil	3.2L	EX, LX	Actual OE	IGC0047
Prelude	Ignition Igniter	2.2L	Base, Type SH	With OE No. 06300-P2E-305, SPECIAL ORDER ONLY	IGN0002
<b>1998 Honda</b>					
Accord	Ignition Coil	2.3L	EX, LX	Actual OE	IGC0066
Accord	Ignition Coil	2.3L	DX	F23A5	IGC0179
Accord	Ignition Igniter	2.3L	DX	With OE No. 06300-P2E-305, SPECIAL ORDER ONLY	IGN0002
Civic	Ignition Coil	1.6L	HX	Actual OE	IGC0065
Civic	Ignition Coil	1.6L	CX, DX, EX, EX-R, GX, HX, LX, Si		IGC0179
Civic	Ignition Igniter	1.6L	CX, DX, EX, EX-R, GX, LX, Si	With OE No. 06300-P2E-305, SPECIAL ORDER ONLY	IGN0002
CR-V	Ignition Coil	2.0L	EX, LX		IGC0179
Odyssey	Ignition Coil	2.3L	EX, LX	Actual OE	IGC0065
Odyssey	Spark Plug Wire	2.3L	EX, LX	SPECIAL ORDER ONLY	SPW4520HU-D
Passport	Ignition Coil	3.2L	EX, LX	Actual OE	IGC0048
Prelude	Ignition Igniter	2.2L	Base, Type SH	With OE No. 06300-P2E-305, SPECIAL ORDER ONLY	IGN0002
<b>1999 Honda</b>					
Accord	Ignition Coil	2.3L	EX, LX	Actual OE	IGC0066
Accord	Ignition Coil	2.3L	DX	F23A5	IGC0179
Accord	Ignition Igniter	2.3L	DX	With OE No. 06300-P2E-305, SPECIAL ORDER ONLY	IGN0002
Civic	Ignition Coil	1.6L	HX	Actual OE	IGC0065
Civic	Ignition Coil	1.6L	CX, DX, EX, EX-R, EX-R SIR, GX, HX, LX, Si, Value Package		IGC0179
Civic	Ignition Igniter	1.6L	GX, Si	With OE No. 06300-P2E-305, SPECIAL ORDER ONLY	IGN0002

Vehicle	Part Type	Engine Size	Trim	Note(s)	Part Number
<b>1999 Honda (cont'd)</b>					
CR-V	Ignition Coil	2.0L	EX, LX		IGC0179
Passport	Ignition Coil	3.2L	EX, LX	Actual OE	IGC0048
Prelude	Ignition Igniter	2.2L	Base, Type SH	With OE No. 06300-P2E-305, SPECIAL ORDER ONLY	IGN0002
<b>2000 Honda</b>					
Accord	Ignition Coil	2.3L	EX, LX, SE	Actual OE	IGC0066
Accord	Ignition Coil	2.3L	DX	F23A5	IGC0179
Accord	Ignition Igniter	2.3L	DX	With OE No. 06300-P2E-305, SPECIAL ORDER ONLY	IGN0002
Civic	Ignition Coil	1.6L	HX	Actual OE	IGC0065
Civic	Ignition Coil	1.6L	CX, DX, EX, EX-R, EX-R SIR, GX, HX, LX, Si		IGC0179
Civic	Ignition Igniter	1.6L	GX, Si	With OE No. 06300-P2E-305, SPECIAL ORDER ONLY	IGN0002
CR-V	Ignition Coil	2.0L	EX, LX, SE		IGC0179
Insight	Ignition Coil	1.0L	Base	Actual OE	IGC0050
Prelude	Ignition Igniter	2.2L	Base, Type SH	With OE No. 06300-P2E-305, SPECIAL ORDER ONLY	IGN0002
<b>2001 Honda</b>					
Accord	Ignition Coil	2.3L	EX, LX, Value Package	Actual OE	IGC0066
Accord	Ignition Coil	2.3L	DX	F23A5	IGC0179
Accord	Ignition Igniter	2.3L	DX, Value Package	With OE No. 06300-P2E-305, SPECIAL ORDER ONLY	IGN0002
CR-V	Ignition Coil	2.0L	EX, LX, SE		IGC0179
Insight	Ignition Coil	1.0L	Base	Actual OE	IGC0050
Prelude	Ignition Igniter	2.2L	Base, Type SH	With OE No. 06300-P2E-305, SPECIAL ORDER ONLY	IGN0002
<b>2002 Honda</b>					
Accord	Ignition Coil	2.3L	EX, LX, SE, Value Package	Actual OE	IGC0066
Accord	Ignition Coil	2.3L	DX	F23A5	IGC0179
Accord	Ignition Igniter	2.3L	DX, Value Package	With OE No. 06300-P2E-305, SPECIAL ORDER ONLY	IGN0002

Vehicle	Part Type	Engine Size	Trim	Note(s)	Part Number
<b>2002 Honda (cont'd)</b>					
Civic	Engine Camshaft Position Sensor	2.0L	Si, SiR		CPS8071HU-D
Civic	Ignition Coil	2.0L	Si, SiR		IGC4030-D
Civic	Engine Variable Valve Timing (VVT) Solenoid	2.0L	Si, SiR		VTS0015
CR-V	Engine Camshaft Position Sensor	2.4L	Base, EX, LX		CPS8071HU-D
CR-V	Ignition Coil	2.4L	Base, EX, LX		IGC4030-D
CR-V	Engine Variable Valve Timing (VVT) Solenoid	2.4L	Base, EX, LX		VTS0015
Insight	Ignition Coil	1.0L	Base	Actual OE	IGC0050
<b>2003 Honda</b>					
Accord	Engine Camshaft Position Sensor	2.4L	DX, EX, LX	Rear	CPS8071HU-D
Accord	Ignition Coil	2.4L	DX, EX, LX		IGC4030-D
Accord	Mass Air Flow Sensor	2.4L	DX, EX, LX	Actual OE	MAF0033
Civic	Engine Camshaft Position Sensor	1.3L, 2.0L	Hybrid, Si, SiR		CPS8071HU-D
Civic	Ignition Coil	1.3L	Hybrid	Left, Actual OE	IGC0051
Civic	Ignition Coil	1.3L	Hybrid	Right, Actual OE	IGC0052
Civic	Ignition Coil	2.0L	Si, SiR		IGC4030-D
Civic	Engine Variable Valve Timing (VVT) Solenoid	2.0L	Si, SiR		VTS0015
CR-V	Engine Camshaft Position Sensor	2.4L	Base, EX, LX		CPS8071HU-D
CR-V	Ignition Coil	2.4L	Base, EX, LX		IGC4030-D
CR-V	Engine Variable Valve Timing (VVT) Solenoid	2.4L	Base, EX, LX		VTS0015
Element	Engine Camshaft Position Sensor	2.4L	DX, EX	Rear	CPS8071HU-D
Element	Ignition Coil	2.4L	DX, EX		IGC4030-D
Insight	Ignition Coil	1.0L	Base	Actual OE	IGC0050
<b>2004 Honda</b>					
Accord	Engine Camshaft Position Sensor	2.4L	DX, EX, LX	Rear	CPS8071HU-D
Accord	Ignition Coil	3.0L	EX, LX	Actual OE	IGC0055
Accord	Ignition Coil	2.4L	DX, EX, LX		IGC4030-D
Accord	Mass Air Flow Sensor	2.4L	DX, EX, LX	Actual OE	MAF0033
Civic	Engine Camshaft Position Sensor	1.3L, 2.0L	Hybrid, Si, SiR		CPS8071HU-D
Civic	Ignition Coil	1.3L	Hybrid	Left, Actual OE	IGC0051



Vehicle	Part Type	Engine Size	Trim	Note(s)	Part Number
<b>2004 Honda (cont'd)</b>					
Civic	Ignition Coil	1.3L	Hybrid	Right, Actual OE	IGC0052
Civic	Ignition Coil	2.0L	Si, SiR		IGC4030-D
Civic	Engine Variable Valve Timing (VVT) Solenoid	2.0L	Si, SiR		VTS0015
CR-V	Engine Camshaft Position Sensor	2.4L	EX, LX		CPS8071HU-D
CR-V	Ignition Coil	2.4L	EX, LX		IGC4030-D
CR-V	Engine Variable Valve Timing (VVT) Solenoid	2.4L	EX, LX		VTS0015
Element	Engine Camshaft Position Sensor	2.4L	DX, EX, LX	Rear	CPS8071HU-D
Element	Ignition Coil	2.4L	DX, EX, LX		IGC4030-D
Insight	Ignition Coil	1.0L	Base	Actual OE	IGC0050
Odyssey	Ignition Coil	3.5L	EX, EX-L, LX	Actual OE	IGC0055
S2000	Ignition Coil	2.2L	Base		IGC4030-D
<b>2005 Honda</b>					
Accord	Engine Camshaft Position Sensor	2.4L	DX, EX, LX, SE	Rear	CPS8071HU-D
Accord	Ignition Coil	3.0L	EX, Hybrid, LX, SE	Actual OE	IGC0055
Accord	Ignition Coil	2.4L	DX, EX, LX, SE		IGC4030-D
Accord	Mass Air Flow Sensor	2.4L, 3.0L	DX, EX, Hybrid, LX, SE	Actual OE	MAF0033
Civic	Engine Camshaft Position Sensor	1.3L, 2.0L	Hybrid, Si		CPS8071HU-D
Civic	Ignition Coil	1.3L	Hybrid	Left, Actual OE	IGC0051
Civic	Ignition Coil	1.3L	Hybrid	Right, Actual OE	IGC0052
Civic	Ignition Coil	2.0L	Si		IGC4030-D
Civic	Engine Variable Valve Timing (VVT) Solenoid	2.0L	Si		VTS0015
CR-V	Engine Camshaft Position Sensor	2.4L	EX, EX-L, LX, SE		CPS8071HU-D
CR-V	Ignition Coil	2.4L	EX, EX-L, LX, SE		IGC4030-D
CR-V	Engine Variable Valve Timing (VVT) Solenoid	2.4L	EX, EX-L, LX, SE		VTS0011
Element	Engine Camshaft Position Sensor	2.4L	EX, LX	Rear	CPS8071HU-D
Element	Ignition Coil	2.4L	EX, LX		IGC4030-D
Insight	Ignition Coil	1.0L	Base	Actual OE	IGC0050
Odyssey	Ignition Coil	3.5L	EX, EX-L, EXL, LX, Touring	Actual OE	IGC0055
S2000	Ignition Coil	2.2L	Base		IGC4030-D

Vehicle	Part Type	Engine Size	Trim	Note(s)	Part Number
<b>2006 Honda</b>					
Accord	Engine Camshaft Position Sensor	2.4L	EX, LX, LX Special Edition, Value Package	Rear	CPS8071HU-D
Accord	Ignition Coil	3.0L	EX, Hybrid, LX	Actual OE	IGC0055
Accord	Ignition Coil	2.4L	EX, LX, LX Special Edition, Value Package		IGC4030-D
Accord	Mass Air Flow Sensor	2.4L, 3.0L	EX, Hybrid, LX, LX Special Edition, Value Package	Actual OE	MAF0033
Civic	Engine Camshaft Position Sensor	1.3L	Hybrid		CPS8071HU-D
Civic	Engine Camshaft Position Sensor	2.0L	Si	Rear	CPS8071HU-D
Civic	Ignition Coil	1.3L	Hybrid	Actual OE	IGC0051
Civic	Ignition Coil	2.0L	Si		IGC4030-D
Civic	Ignition Coil	1.8L	DX, EX, EXS, GX, LX, LXS		IGC4044-HU
Civic	Mass Air Flow Sensor	1.3L, 1.8L	DX, EX, EXS, GX, Hybrid, LX, LXS	Actual OE	MAF0033
Civic	Engine Variable Valve Timing (VVT) Solenoid	2.0L	Si		VTS0011
CR-V	Engine Camshaft Position Sensor	2.4L	EX, EX-L, LX, SE		CPS8071HU-D
CR-V	Ignition Coil	2.4L	EX, EX-L, LX, SE		IGC4030-D
CR-V	Engine Variable Valve Timing (VVT) Solenoid	2.4L	EX, EX-L, LX, SE		VTS0011
Element	Engine Camshaft Position Sensor	2.4L	EX, LX	Rear	CPS8071HU-D
Element	Ignition Coil	2.4L	EX, LX		IGC4030-D
Fit	Ignition Coil	1.5L	EX, LX	MEX, Actual OE	IGC0052
Insight	Ignition Coil	1.0L	Base	Actual OE	IGC0050
Odyssey	Ignition Coil	3.5L	EX, EX-L, EXL, LX, Touring	Actual OE	IGC0055
<b>2007 Honda</b>					
Accord	Engine Camshaft Position Sensor	2.4L	EX, EX-L, LX, LX SE, Special Edition, Value Package	Rear	CPS8071HU-D
Accord	Ignition Coil	3.0L	EX, EX-L, Hybrid, LX, Special Edition	Actual OE	IGC0055
Accord	Ignition Coil	2.4L	EX, EX-L, LX, LX SE, Special Edition, Value Package		IGC4030-D
Accord	Mass Air Flow Sensor	2.4L, 3.0L	EX, EX-L, Hybrid, LX, LX SE, Special Edition, Value Package	Actual OE	MAF0033
Civic	Engine Camshaft Position Sensor	1.3L	Hybrid		CPS8071HU-D
Civic	Engine Camshaft Position Sensor	2.0L	Si	Rear	CPS8071HU-D

Vehicle	Part Type	Engine Size	Trim	Note(s)	Part Number
<b>2007 Honda (cont'd)</b>					
Civic	Ignition Coil	1.3L	Hybrid	Actual OE	IGC0051
Civic	Ignition Coil	2.0L	Si		IGC4030-D
Civic	Ignition Coil	1.8L	DX, EX, EXS, GX, LX, LXS		IGC4044-HU
Civic	Mass Air Flow Sensor	1.3L, 1.8L	DX, EX, EXS, GX, Hybrid, LX, LXS	Actual OE	MAF0033
Civic	Engine Variable Valve Timing (VVT) Solenoid	2.0L	Si		VTS0011
CR-V	Engine Camshaft Position Sensor	2.4L	EX, EX-L, LX	Rear	CPS8071HU-D
CR-V	Ignition Coil	2.4L	EX, EX-L, LX		IGC4030-D
CR-V	Engine Variable Valve Timing (VVT) Solenoid	2.4L	EX, EX-L, LX		VTS0011
Element	Engine Camshaft Position Sensor	2.4L	EX, LX, SC	Rear	CPS8071HU-D
Element	Ignition Coil	2.4L	EX, LX, SC		IGC4030-D
Fit	Engine Camshaft Position Sensor	1.5L	Base, Sport		CPS8071HU-D
Fit	Ignition Coil	1.5L	Base, Sport	Actual OE	IGC0053
Odyssey	Ignition Coil	3.5L	EX, EX-L, EXL, LX, Touring	Actual OE	IGC0055
Odyssey	Mass Air Flow Sensor	3.5L	EX, EX-L, EXL, LX, Touring	Actual OE	MAF0033
<b>2008 Honda</b>					
Accord	Ignition Coil	3.5L	EX, EX-L	Actual OE	IGC0056
Accord	Mass Air Flow Sensor	3.5L	EX, EX-L	Actual OE	MAF0033
Civic	Engine Camshaft Position Sensor	1.3L	Hybrid		CPS8071HU-D
Civic	Engine Camshaft Position Sensor	2.0L	MUGEN Si, Si	Rear	CPS8071HU-D
Civic	Ignition Coil	1.3L	Hybrid	Actual OE	IGC0051
Civic	Ignition Coil	2.0L	MUGEN Si, Si		IGC4030-D
Civic	Ignition Coil	1.8L	DX, DX-G, EX, EX-L, GX, LX		IGC4044-HU
Civic	Mass Air Flow Sensor	1.3L, 1.8L	DX, DX-G, EX, EX-L, GX, Hybrid, LX	Actual OE	MAF0033
Civic	Engine Variable Valve Timing (VVT) Solenoid	2.0L	MUGEN Si, Si		VTS0011
CR-V	Engine Camshaft Position Sensor	2.4L	EX, EX-L, LX	Rear	CPS8071HU-D
CR-V	Ignition Coil	2.4L	EX, EX-L, LX		IGC4030-D
CR-V	Engine Variable Valve Timing (VVT) Solenoid	2.4L	EX, EX-L, LX		VTS0011

Vehicle	Part Type	Engine Size	Trim	Note(s)	Part Number
<b>2008 Honda (cont'd)</b>					
Element	Engine Camshaft Position Sensor	2.4L	EX, LX, SC	Rear	CPS8071HU-D
Element	Ignition Coil	2.4L	EX, LX, SC		IGC4030-D
Fit	Engine Camshaft Position Sensor	1.5L	Base, DX, LX, Sport		CPS8071HU-D
Fit	Ignition Coil	1.5L	Base, DX, LX, Sport	Actual OE	IGC0053
Odyssey	Ignition Coil	3.5L	EX, LX	Actual OE	IGC0055
Odyssey	Ignition Coil	3.5L	EX-L, Touring	Actual OE	IGC0056
Odyssey	Mass Air Flow Sensor	3.5L	DX, EX, EX-L, EXL, LX, Touring	Actual OE	MAF0033
<b>2009 Honda</b>					
Accord	Ignition Coil	3.5L	EX, EX-L	Actual OE	IGC0056
Accord	Mass Air Flow Sensor	3.5L	EX, EX-L	Actual OE	MAF0033
Civic	Engine Camshaft Position Sensor	1.3L	Hybrid, Hybrid-L		CPS8071HU-D
Civic	Engine Camshaft Position Sensor	2.0L	Si	Rear	CPS8071HU-D
Civic	Ignition Coil	1.3L	Hybrid, Hybrid-L	Actual OE	IGC0051
Civic	Ignition Coil	2.0L	Si		IGC4030-D
Civic	Ignition Coil	1.8L	DX, DX-G, EX, EX-L, GX, LX, LX-S, Sport		IGC4044-HU
Civic	Mass Air Flow Sensor	1.3L, 1.8L	DX, DX-G, EX, EX-L, GX, Hybrid, Hybrid-L, LX, LX-S, Sport	Actual OE	MAF0033
Civic	Engine Variable Valve Timing (VVT) Solenoid	2.0L	Si		VTS0011
CR-V	Engine Camshaft Position Sensor	2.4L	EX, EX-L, EXL, LX	Rear	CPS8071HU-D
CR-V	Ignition Coil	2.4L	EX, EX-L, EXL, LX		IGC4030-D
CR-V	Engine Variable Valve Timing (VVT) Solenoid	2.4L	EX, EX-L, EXL, LX		VTS0011
Element	Engine Camshaft Position Sensor	2.4L	EX, LX, SC	Rear	CPS8071HU-D
Element	Ignition Coil	2.4L	EX, LX, SC		IGC4030-D
Fit	Ignition Coil	1.5L	Base, DX, EX, LX, Sport	Actual OE	IGC0073
Fit	Mass Air Flow Sensor	1.5L	Base, DX, EX, LX, Sport	Actual OE	MAF0033
Odyssey	Ignition Coil	3.5L	EX, LX	Actual OE	IGC0055
Odyssey	Ignition Coil	3.5L	EX-L, Touring	Actual OE	IGC0056
Odyssey	Mass Air Flow Sensor	3.5L	DX, EX, EX-L, EXL, LX, Touring	Actual OE	MAF0033
Pilot	Mass Air Flow Sensor	3.5L	EX, EX-L, EXL, LX, Touring	Actual OE	MAF0033

Vehicle	Part Type	Engine Size	Trim	Note(s)	Part Number
<b>2009 Honda (cont'd)</b>					
Ridgeline	Mass Air Flow Sensor	3.5L	DX, EX-L, RT, RTL, RTS, VP	Actual OE	MAF0033
<b>2010 Honda</b>					
Accord	Ignition Coil	3.5L	EX, EX-L	Actual OE	IGC0056
Accord	Mass Air Flow Sensor	3.5L	EX, EX-L	Actual OE	MAF0033
Accord Crosstour	Ignition Coil	3.5L	EX, EX-L, EXL	Actual OE	IGC0056
Accord Crosstour	Mass Air Flow Sensor	3.5L	EX, EX-L, EXL	Actual OE	MAF0033
City	Ignition Coil	1.5L	EX, LX	MEX, Actual OE	IGC0081
Civic	Engine Camshaft Position Sensor	1.3L	Hybrid, Hybrid-L		CPS8071HU-D
Civic	Engine Camshaft Position Sensor	2.0L	Si	Rear	CPS8071HU-D
Civic	Ignition Coil	1.3L	Hybrid, Hybrid-L	Actual OE	IGC0051
Civic	Ignition Coil	2.0L	Si		IGC4030-D
Civic	Ignition Coil	1.8L	DX, DX-G, EX, EX-L, GX, LX, LX-S, Sport		IGC4044-HU
Civic	Mass Air Flow Sensor	1.3L, 1.8L	DX, DX-G, EX, EX-L, GX, Hybrid, Hybrid-L, LX, LX-S, Sport	Actual OE	MAF0033
Civic	Engine Variable Valve Timing (VVT) Solenoid	2.0L	Si		VTS0011
CR-V	Engine Variable Valve Timing (VVT) Solenoid	2.4L	EX, EX-L, LX		VTS0011
Element	Engine Camshaft Position Sensor	2.4L	EX, LX, SC	Rear	CPS8071HU-D
Element	Ignition Coil	2.4L	EX, LX, SC		IGC4030-D
Fit	Ignition Coil	1.5L	Base, DX, EX, LX, Sport	Actual OE	IGC0073
Fit	Mass Air Flow Sensor	1.5L	Base, DX, LX, Sport	Actual OE	MAF0033
Insight	Ignition Coil	1.3L	EX, LX	Coil A, Actual OE	IGC0080
Insight	Ignition Coil	1.3L	EX, LX	Coil B, Actual OE	IGC0081
Insight	Mass Air Flow Sensor	1.3L	EX, LX	Actual OE	MAF0122
Odyssey	Ignition Coil	3.5L	EX, LX	Actual OE	IGC0055
Odyssey	Ignition Coil	3.5L	EX-L, Touring	Actual OE	IGC0056
Odyssey	Mass Air Flow Sensor	3.5L	DX, EX, EX-L, EXL, LX, NHL SE, Touring	Actual OE	MAF0033
Pilot	Mass Air Flow Sensor	3.5L	EX, EX-L, EXL, LX, Touring	Actual OE	MAF0033
Ridgeline	Mass Air Flow Sensor	3.5L	DX, EX-L, RT, RTL, RTS, VP	Actual OE	MAF0033
<b>2011 Honda</b>					
Accord	Ignition Coil	3.5L	EX, EX-L	Actual OE	IGC0056

Vehicle	Part Type	Engine Size	Trim	Note(s)	Part Number
<b>2011 Honda (cont'd)</b>					
Accord	Mass Air Flow Sensor	3.5L	EX, EX-L	Actual OE	MAF0033
Accord Crosstour	Ignition Coil	3.5L	EX, EX-L, EXL	Actual OE	IGC0056
Accord Crosstour	Mass Air Flow Sensor	3.5L	EX, EX-L, EXL	Actual OE	MAF0033
City	Ignition Coil	1.5L	EX, LX	MEX, Actual OE	IGC0081
Civic	Engine Camshaft Position Sensor	1.3L	Base, Hybrid, Hybrid-L		CPS8071HU-D
Civic	Engine Camshaft Position Sensor	2.0L	Si	Rear	CPS8071HU-D
Civic	Ignition Coil	1.3L	Hybrid, Hybrid-L	Actual OE	IGC0051
Civic	Ignition Coil	2.0L	Si		IGC4030-D
Civic	Ignition Coil	1.8L	DX, DX-G, EX, EX-L, GX, LX, LX-S		IGC4044-HU
Civic	Mass Air Flow Sensor	1.3L, 1.8L	Base, DX, DX-G, EX, EX-L, GX, Hybrid, Hybrid-L, LX, LX-S	Actual OE	MAF0033
Civic	Engine Variable Valve Timing (VVT) Solenoid	2.0L	Si		VTS0011
CR-V	Engine Variable Valve Timing (VVT) Solenoid	2.4L	EX, EX-L, LX, SE		VTS0011
CR-Z	Ignition Coil	1.5L	Base, EX	Actual OE	IGC0073
CR-Z	Mass Air Flow Sensor	1.5L	Base, EX	Actual OE	MAF0122
Element	Engine Camshaft Position Sensor	2.4L	EX, LX	Rear	CPS8071HU-D
Element	Ignition Coil	2.4L	EX, LX		IGC4030-D
Fit	Ignition Coil	1.5L	Base, DX, EX, LX, Sport	Actual OE	IGC0073
Fit	Mass Air Flow Sensor	1.5L	Base, DX, LX, Sport	Actual OE	MAF0122
Insight	Ignition Coil	1.3L	Base, EX, LX	Coil A, Actual OE	IGC0080
Insight	Ignition Coil	1.3L	Base, EX, LX	Coil B, Actual OE	IGC0081
Insight	Mass Air Flow Sensor	1.3L	Base, EX, LX	Actual OE	MAF0122
Odyssey	Ignition Coil	3.5L	EX, EX-L, EXL, LX, Touring, Touring Elite	Actual OE	IGC0056
Odyssey	Mass Air Flow Sensor	3.5L	EX, EX-L, EXL, LX, Touring, Touring Elite	Actual OE	MAF0033
Pilot	Mass Air Flow Sensor	3.5L	EX, EX-L, EXL, LX, Touring	Actual OE	MAF0033
Ridgeline	Mass Air Flow Sensor	3.5L	DX, EX-L, RT, RTL, RTS, VP	Actual OE	MAF0033
<b>2012 Honda</b>					
Accord	Ignition Coil	3.5L	EX, EX-L, HFP	Actual OE	IGC0056
Accord	Mass Air Flow Sensor	3.5L	EX, EX-L, HFP	Actual OE	MAF0033

Vehicle	Part Type	Engine Size	Trim	Note(s)	Part Number
<b>2012 Honda (cont'd)</b>					
City	Ignition Coil	1.5L	EX, LX	MEX, Actual OE	IGC0081
Civic	Ignition Coil	1.5L	Base, Hybrid, Hybrid-L	Left, Actual OE	IGC0080
Civic	Ignition Coil	1.5L	Base, Hybrid, Hybrid-L	Right, Actual OE	IGC0081
Civic	Ignition Coil	1.8L	GX	CNG	IGC0184
Civic	Ignition Coil	1.8L	DX, EX, EX-L, HF, LX	GAS	IGC0184
Civic	Mass Air Flow Sensor	1.8L	GX	CNG, Actual OE	MAF0122
Civic	Mass Air Flow Sensor	1.5L	Base	ELECTRIC, Actual OE	MAF0122
Civic	Mass Air Flow Sensor	1.5L	Hybrid, Hybrid-L	ELECTRIC/GAS, Actual OE	MAF0122
Civic	Mass Air Flow Sensor	1.8L	DX, EX, EX-L, HF, LX	GAS, Actual OE	MAF0122
Civic	Engine Variable Valve Timing (VVT) Solenoid	2.4L	Si, Si HFP		VTS0011
Crosstour	Ignition Coil	3.5L	EX, EX-L	Actual OE	IGC0056
Crosstour	Mass Air Flow Sensor	2.4L, 3.5L	EX, EX-L	Actual OE	MAF0033
CR-Z	Ignition Coil	1.5L	Base, EX, Premium	Actual OE	IGC0073
CR-Z	Mass Air Flow Sensor	1.5L	Base, EX, Premium	Actual OE	MAF0122
Fit	Ignition Coil	1.5L	Base, DX, DX-A, EX, LX, Sport	Actual OE	IGC0073
Fit	Mass Air Flow Sensor	1.5L	Base, DX, DX-A, LX, Sport	Actual OE	MAF0122
Insight	Mass Air Flow Sensor	1.3L	Base, EX, LX	Actual OE	MAF0122
Odyssey	Ignition Coil	3.5L	EX, EX-L, EXL, LX, Touring, Touring Elite	Actual OE	IGC0056
Odyssey	Mass Air Flow Sensor	3.5L	EX, EX-L, EXL, LX, Touring, Touring Elite	Actual OE	MAF0033
Pilot	Mass Air Flow Sensor	3.5L	EX, EX-L, LX, Touring	Actual OE	MAF0122
Ridgeline	Mass Air Flow Sensor	3.5L	DX, RT, RTL, RTS, Sport, Touring, VP	Actual OE	MAF0122
<b>2013 Honda</b>					
Accord	Mass Air Flow Sensor	2.4L, 3.5L	EX, EX-L, LX, LX-S, Sport, Touring	GAS, Actual OE	MAF0122
City	Ignition Coil	1.5L	EX, LX	MEX, Actual OE	IGC0081
Civic	Ignition Coil	1.8L	Natural Gas	CNG	IGC0184
Civic	Ignition Coil	1.8L	DX, EX, EX-L, HF, LX, Touring	GAS	IGC0184
Civic	Mass Air Flow Sensor	1.8L	Natural Gas	CNG, Actual OE	MAF0122
Civic	Mass Air Flow Sensor	1.5L	Base, Hybrid, Hybrid-L	ELECTRIC/GAS, Actual OE	MAF0122

Vehicle	Part Type	Engine Size	Trim	Note(s)	Part Number
<b>2013 Honda (cont'd)</b>					
Civic	Mass Air Flow Sensor	1.8L	DX, EX, EX-L, HF, LX, Touring	GAS, Actual OE	MAF0122
Civic	Engine Variable Valve Timing (VVT) Solenoid	2.4L	Si		VTS0011
Crosstour	Mass Air Flow Sensor	3.5L	EX, EX-L	Actual OE	MAF0122
CR-Z	Ignition Coil	1.5L	Base, EX, Premium	Actual OE	IGC0073
CR-Z	Mass Air Flow Sensor	1.5L	Base, EX, Premium	Actual OE	MAF0122
Fit	Ignition Coil	1.5L	Base, DX, EX, LX, Sport	Actual OE	IGC0073
Fit	Mass Air Flow Sensor	1.5L	Base, DX, LX, Sport	Actual OE	MAF0122
Insight	Mass Air Flow Sensor	1.3L	Base, EX, LX	Actual OE	MAF0122
Odyssey	Ignition Coil	3.5L	EX, EX-L, LX, Touring, Touring Elite	Actual OE	IGC0056
Odyssey	Mass Air Flow Sensor	3.5L	EX, EX-L, LX, Touring, Touring Elite	Actual OE	MAF0033
Pilot	Mass Air Flow Sensor	3.5L	EX, EX-L, LX, Touring	Actual OE	MAF0122
Ridgeline	Mass Air Flow Sensor	3.5L	DX, RT, RTL, RTS, Sport, Touring, VP	Actual OE	MAF0122
<b>2014 Honda</b>					
Accord	Mass Air Flow Sensor	2.0L	Hybrid, Hybrid EX-L, Hybrid Touring, Plug-In	Actual OE	MAF0122
Accord	Mass Air Flow Sensor	2.4L, 3.5L	EX, EX-L, LX, LX-S, Sport, Touring	GAS, Actual OE	MAF0122
Civic	Ignition Coil	1.8L	Natural Gas	CNG	IGC0184
Civic	Ignition Coil	1.8L	DX, EX, EX-L, HF, LX, Touring	GAS	IGC0184
Civic	Mass Air Flow Sensor	1.8L	Natural Gas	CNG, Actual OE	MAF0122
Civic	Mass Air Flow Sensor	1.5L	Hybrid, Hybrid-L	ELECTRIC/GAS, Actual OE	MAF0122
Civic	Mass Air Flow Sensor	1.8L	DX, EX, EX-L, HF, LX, Touring	GAS, Actual OE	MAF0122
Civic	Engine Variable Valve Timing (VVT) Solenoid	2.4L	Si		VTS0011
Crosstour	Mass Air Flow Sensor	3.5L	EX, EX-L	Actual OE	MAF0122
CR-Z	Ignition Coil	1.5L	Base, EX, Premium	Actual OE	IGC0073
CR-Z	Mass Air Flow Sensor	1.5L	Base, EX, Premium	Actual OE	MAF0122
Insight	Mass Air Flow Sensor	1.3L	Base, EX, LX	Actual OE	MAF0122



Vehicle	Part Type	Engine Size	Trim	Note(s)	Part Number
<b>2014 Honda (cont'd)</b>					
Odyssey	Ignition Coil	3.5L	EX, EX-L, LX, SE, Touring, Touring Elite	Actual OE	IGC0056
Odyssey	Mass Air Flow Sensor	3.5L	EX, EX-L, LX, SE, Touring, Touring Elite	Actual OE	MAF0033
Pilot	Mass Air Flow Sensor	3.5L	EX, EX-L, LX, Touring	Actual OE	MAF0122
Ridgeline	Mass Air Flow Sensor	3.5L	DX, RT, RTL, RTS, SE, Sport, Touring	Actual OE	MAF0122
<b>2015 Honda</b>					
Accord	Mass Air Flow Sensor	2.0L	Hybrid, Hybrid EX-L, Hybrid Touring	Actual OE	MAF0122
Accord	Mass Air Flow Sensor	2.4L, 3.5L	EX, EX-L, LX, LX-S, Sport, Touring	GAS, Actual OE	MAF0122
Civic	Ignition Coil	1.8L	Natural Gas	CNG	IGC0184
Civic	Ignition Coil	1.8L	DX, EX, EX-L, HF, LX, SE, Touring	GAS	IGC0184
Civic	Mass Air Flow Sensor	1.8L	Natural Gas	CNG, Actual OE	MAF0122
Civic	Mass Air Flow Sensor	1.5L	Hybrid, Hybrid-L	ELECTRIC/GAS, Actual OE	MAF0122
Civic	Mass Air Flow Sensor	1.8L	DX, EX, EX-L, HF, LX, SE, Touring	GAS, Actual OE	MAF0122
Civic	Engine Variable Valve Timing (VVT) Solenoid	2.4L	Si		VTS0011
Crosstour	Mass Air Flow Sensor	3.5L	EX, EX-L	Actual OE	MAF0122
CR-Z	Ignition Coil	1.5L	Base, EX, Premium	Actual OE	IGC0073
CR-Z	Mass Air Flow Sensor	1.5L	Base, EX, Premium	Actual OE	MAF0122
Fit	Ignition Coil	1.5L	DX, EX, EX-L, LX	Actual OE	IGC0096
Fit	Mass Air Flow Sensor	1.5L	DX, EX, EX-L, LX	Actual OE	MAF0122
Fit	Engine Variable Valve Timing (VVT) Solenoid	1.5L	Cool, DX, EX, EX-L, Fun, Hit, LX		VTS0014
Odyssey	Ignition Coil	3.5L	EX, EX-L, LX, SE, Touring, Touring Elite	Actual OE	IGC0056
Odyssey	Mass Air Flow Sensor	3.5L	EX, EX-L, LX, SE, Touring, Touring Elite	Actual OE	MAF0033
Pilot	Mass Air Flow Sensor	3.5L	EX, EX-L, LX, SE, Touring	Actual OE	MAF0122
<b>2016 Honda</b>					
Accord	Mass Air Flow Sensor	2.4L, 3.5L	EX, EX-L, LX, LX-S, Sport, Touring	GAS, Actual OE	MAF0122
Civic	Ignition Coil	1.5L	EX-L, EX-T, Touring	Actual OE	IGC0095
Civic	Ignition Coil	2.0L	DX, EX, LX, LX-P	Actual OE	IGC0096

Vehicle	Part Type	Engine Size	Trim	Note(s)	Part Number
<b>2016 Honda (cont'd)</b>					
CR-Z	Ignition Coil	1.5L	EX, EX-L, LX, Premium	Actual OE	IGC0073
CR-Z	Mass Air Flow Sensor	1.5L	EX, EX-L, LX, Premium	Actual OE	MAF0122
Fit	Ignition Coil	1.5L	EX, EX-L, LX	Actual OE	IGC0096
Fit	Mass Air Flow Sensor	1.5L	EX, EX-L, LX	Actual OE	MAF0122
Fit	Engine Variable Valve Timing (VVT) Solenoid	1.5L	Cool, EX, EX-L, Fun, Hit, LX		VTS0014
HR-V	Ignition Coil	1.8L	EX, EX-L, Epic, LX, Uniq	GAS	IGC0184
HR-V	Mass Air Flow Sensor	1.8L	EX, EX-L, Epic, LX, Uniq	Actual OE	MAF0122
Odyssey	Ignition Coil	3.5L	EX, EX-L, LX, SE, Touring, Touring Elite	Actual OE	IGC0056
Odyssey	Mass Air Flow Sensor	3.5L	EX, EX-L, LX, SE, Touring, Touring Elite	Actual OE	MAF0033
Pilot	Mass Air Flow Sensor	3.5L	EX, EX-L, Elite, LX, Touring	Actual OE	MAF0122
<b>2017 Honda</b>					
Accord	Ignition Coil	2.0L	Hybrid, Hybrid EX-L, Hybrid Touring	Actual OE	IGC0095
Accord	Mass Air Flow Sensor	2.0L	Hybrid, Hybrid EX-L, Hybrid Touring	Actual OE	MAF0122
Accord	Mass Air Flow Sensor	2.4L, 3.5L	EX, EX-L, LX, LX-S, SE, Sport, Sport Special Edition, Touring	GAS, Actual OE	MAF0122
Civic	Ignition Coil	1.5L	EX, EX-L, EX-T, LX, Si, Sport, Sport Touring, Touring, Turbo, Turbo Plus	Actual OE	IGC0095
Civic	Ignition Coil	2.0L	DX, EX, LX, LX-P, Type R	Actual OE	IGC0096
CR-V	Ignition Coil	1.5L	EX, EX-L, Touring, Turbo Plus	Actual OE	IGC0095
Fit	Ignition Coil	1.5L	Cool, DX, EX, EX-L, Fun, Hit, LX, SE	Actual OE	IGC0096
Fit	Mass Air Flow Sensor	1.5L	Cool, DX, EX, EX-L, Fun, Hit, LX, SE	Actual OE	MAF0122
Fit	Engine Variable Valve Timing (VVT) Solenoid	1.5L	DX, EX, EX-L, Fun, Hit, LX, SE	Automatic CVT	VTS0014
Fit	Engine Variable Valve Timing (VVT) Solenoid	1.5L	Cool, DX, EX, Fun, LX, SE	Manual	VTS0014
HR-V	Ignition Coil	1.8L	EX, EX-L, Epic, LX, Uniq	GAS	IGC0184
HR-V	Mass Air Flow Sensor	1.8L	EX, EX-L, Epic, LX, Uniq	Actual OE	MAF0122
Odyssey	Ignition Coil	3.5L	EX, EX-L, LX, SE, Touring, Touring Elite	Actual OE	IGC0056
Odyssey	Mass Air Flow Sensor	3.5L	EX, EX-L, LX, SE, Touring, Touring Elite	Actual OE	MAF0033

Vehicle	Part Type	Engine Size	Trim	Note(s)	Part Number
<b>2017 Honda (cont'd)</b>					
Pilot	Mass Air Flow Sensor	3.5L	EX, EX-L, Elite, LX, Touring	Actual OE	MAF0122
Ridgeline	Mass Air Flow Sensor	3.5L	Black Edition, EX-L, LX, LX-AS, RT, RTL, RTL-E, RTL-T, RTS, Sport, Touring	Actual OE	MAF0122
<b>2018 Honda</b>					
Accord	Ignition Coil	1.5L, 2.0L	EX, EX-L, LX, Sport, Sport Plus, Touring	GAS, Actual OE	IGC0095
Civic	Ignition Coil	1.5L, 2.0L	Coupe, EX, EX-L, EX-T, LX, Si, Sport, Sport Touring, Touring, Turbo Plus, Type R	GAS, Actual OE	IGC0095
Civic	Ignition Coil	2.0L	EX, LX	GAS, Actual OE	IGC0096
Civic	Mass Air Flow Sensor	2.0L	Type R		MAF0138
Clarity	Ignition Coil	1.5L	Plug-In Hybrid, Plug-In Hybrid Touring	ELECTRIC/GAS, Actual OE	IGC0095
Clarity	Mass Air Flow Sensor	1.5L	Plug-In Hybrid, Plug-In Hybrid Touring	Actual OE	MAF0122
CR-V	Ignition Coil	1.5L	EX, EX-L, Touring, Turbo Plus	GAS, Actual OE	IGC0095
Fit	Ignition Coil	1.5L	DX, EX, EX-L, Fun, Hit, LX, Sport	GAS, Actual OE	IGC0096
Fit	Mass Air Flow Sensor	1.5L	DX, EX, EX-L, Fun, Hit, LX, Sport	Actual OE	MAF0122
HR-V	Ignition Coil	1.8L	EX, EX-L, Epic, LX, Touring, Uniq	GAS	IGC0184
HR-V	Mass Air Flow Sensor	1.8L	EX, EX-L, Epic, LX, Touring, Uniq	Actual OE	MAF0122
Odyssey	Mass Air Flow Sensor	3.5L	EX, EX-L, EXL, Elite, LX, Touring	Actual OE	MAF0122
Pilot	Mass Air Flow Sensor	3.5L	EX, EX-L, Elite, LX, Touring	Actual OE	MAF0122
Ridgeline	Mass Air Flow Sensor	3.5L	Black Edition, EX-L, LX, LX-AS, RT, RTL, RTL-E, RTL-T, Sport, Touring	Actual OE	MAF0122
<b>2019 Honda</b>					
Civic	Mass Air Flow Sensor	2.0L	Type R	Hatchback, Manual	MAF0138
<b>2017 Genesis</b>					
G80	Ignition Coil	3.8L	3.8		IGC0168
<b>1986 Hyundai</b>					
Excel	Engine Water Pump	1.5L	Base, GL, GLS	Gasket, Actual OE	WUP0022

Vehicle	Part Type	Engine Size	Trim	Note(s)	Part Number
<b>1987 Hyundai</b>					
Excel	Engine Water Pump	1.5L	Base, GL, GLS	Gasket, Actual OE	WUP0022
<b>1988 Hyundai</b>					
Excel	Engine Water Pump	1.5L	Base, GL, GLS	Gasket, Actual OE	WUP0022
<b>1989 Hyundai</b>					
Excel	Engine Water Pump	1.5L	Base, GL, GLS	Gasket, Actual OE	WUP0022
<b>1990 Hyundai</b>					
Excel	Engine Water Pump	1.5L	Base, GL, GLS	Gasket, Actual OE	WUP0022
<b>1991 Hyundai</b>					
Excel	Engine Water Pump	1.5L	Base, GL, GLS, GS	Gasket, Actual OE	WUP0022
Scoupe	Engine Water Pump	1.5L	Base, LS	Gasket, Actual OE	WUP0022
<b>1992 Hyundai</b>					
Excel	Engine Water Pump	1.5L	Base, GL, GS	Gasket, Actual OE	WUP0022
Scoupe	Engine Water Pump	1.5L	Base, LS	Gasket, Actual OE	WUP0022
<b>1993 Hyundai</b>					
Excel	Engine Water Pump	1.5L	Base, GL, GS	Gasket, Actual OE	WUP0022
Scoupe	Engine Water Pump	1.5L	Base, LS, Turbo	Gasket, Actual OE	WUP0022
<b>1994 Hyundai</b>					
Excel	Engine Water Pump	1.5L	Base, GL, GS	Gasket, Actual OE	WUP0022
Scoupe	Engine Water Pump	1.5L	Base, LS, Turbo	Gasket, Actual OE	WUP0022
<b>1995 Hyundai</b>					
Accent	Fuel Pump	1.5L	Base, GL, L	In-Tank, SPECIAL ORDER ONLY	FUP3362HU-D
Accent	Ignition Coil	1.5L	Base, GL, L		IGC8714-D
Accent	Spark Plug Wire	1.5L	Base, GL, L	SPECIAL ORDER ONLY	SPW4478HU-D
Accent	Engine Water Pump	1.5L	Base, L	Gasket, Actual OE	WUP0022
Elantra	Fuel Pump	1.6L, 1.8L	Base, GL, GLS	In-Tank, SPECIAL ORDER ONLY	FUP3362HU-D
Elantra	Spark Plug Wire	1.6L, 1.8L	Base, GL, GLS	SPECIAL ORDER ONLY	SPW4480HU-D

Vehicle	Part Type	Engine Size	Trim	Note(s)	Part Number
<b>1995 Hyundai (cont'd)</b>					
Scoupe	Fuel Pump	1.5L	Base, LS, Turbo	In-Tank, SPECIAL ORDER ONLY	FUP3362HU-D
Scoupe	Ignition Control Module	1.5L	Base, LS, Turbo		IGC8472HU-D
Scoupe	Spark Plug Wire	1.5L	Base, LS, Turbo	SPECIAL ORDER ONLY	SPW4478HU-D
Scoupe	Engine Water Pump	1.5L	Base, LS, Turbo	Gasket, Actual OE	WUP0022
Sonata	Fuel Pump	3.0L	GL, GLS	In-Tank, SPECIAL ORDER ONLY	FUP3362HU-D
Sonata	Ignition Control Module	3.0L	GL, GLS		IGC8472HU-D
Sonata	Spark Plug Wire	2.0L	Base, GL	SPECIAL ORDER ONLY	SPW4480HU-D
<b>1996 Hyundai</b>					
Accent	Fuel Pump	1.5L	Base, GT, L	In-Tank, SPECIAL ORDER ONLY	FUP3362HU-D
Accent	Ignition Coil	1.5L	Base, GT, L		IGC8714-D
Accent	Spark Plug Wire	1.5L	Base, GT, L	SPECIAL ORDER ONLY	SPW4478HU-D
Accent	Engine Water Pump	1.5L	Base, GT, L	Gasket, Actual OE	WUP0022
Elantra	Fuel Pump	1.8L	Base, GL, GLS	In-Tank, SPECIAL ORDER ONLY	FUP3362HU-D
Elantra	Spark Plug Wire	1.8L	Base, GL, GLS	SPECIAL ORDER ONLY	SPW4528HU-D
Sonata	Fuel Pump	2.0L, 3.0L	Base, GL, GLS	In-Tank, SPECIAL ORDER ONLY	FUP3362HU-D
Sonata	Ignition Control Module	3.0L	GL, GLS		IGC8472HU-D
Sonata	Spark Plug Wire	2.0L	Base, GL	SPECIAL ORDER ONLY	SPW4480HU-D
<b>1997 Hyundai</b>					
Accent	Fuel Pump	1.5L	GL, GS, GT, L	In-Tank, SPECIAL ORDER ONLY	FUP3362HU-D
Accent	Ignition Coil	1.5L	GL, GS, GT, L		IGC8714-D
Accent	Spark Plug Wire	1.5L	GL, GS, L	SOHC, SPECIAL ORDER ONLY	SPW4478HU-D
Accent	Spark Plug Wire	1.5L	GT	DOHC, SPECIAL ORDER ONLY	SPW4603HU-D
Accent	Engine Water Pump	1.5L	GL, GS, GT, L	Gasket, Actual OE	WUP0022
Elantra	Fuel Pump	1.8L	Base, GL, GLS	In-Tank, SPECIAL ORDER ONLY	FUP3362HU-D
Elantra	Spark Plug Wire	1.8L	Base, GL, GLS	SPECIAL ORDER ONLY	SPW4528HU-D
Sonata	Fuel Pump	2.0L, 3.0L	Base, GL, GLS	In-Tank, SPECIAL ORDER ONLY	FUP3362HU-D

Vehicle	Part Type	Engine Size	Trim	Note(s)	Part Number
<b>1997 Hyundai (cont'd)</b>					
Sonata	Ignition Control Module	3.0L	GL, GLS		IGC8472HU-D
Sonata	Spark Plug Wire	2.0L	Base, GL	SPECIAL ORDER ONLY	SPW4480HU-D
Tiburon	Fuel Pump	1.8L, 2.0L	Base, FX	In-Tank, SPECIAL ORDER ONLY	FUP3362HU-D
Tiburon	Spark Plug Wire	1.8L, 2.0L	Base, FX	SPECIAL ORDER ONLY	SPW4528HU-D
<b>1998 Hyundai</b>					
Accent	Fuel Pump	1.5L	GL, GS, GSi, L	In-Tank, SPECIAL ORDER ONLY	FUP3362HU-D
Accent	Ignition Coil	1.5L	GL, GS, GSi, L		IGC8714-D
Accent	Spark Plug Wire	1.5L	GL, GS, GSi, L	SOHC, SPECIAL ORDER ONLY	SPW4478HU-D
Accent	Engine Water Pump	1.5L	GL, GS, GSi, L	Gasket, Actual OE	WUP0022
Elantra	Fuel Pump	1.8L	Base, GL, GLS	In-Tank, SPECIAL ORDER ONLY	FUP3362HU-D
Elantra	Spark Plug Wire	1.8L	Base, GL, GLS	SPECIAL ORDER ONLY	SPW4528HU-D
Sonata	Fuel Pump	2.0L, 3.0L	Base, GL, GLS	From 01/07/1996, To 01/10/1997, In-Tank, SPECIAL ORDER ONLY	FUP3362HU-D
Sonata	Ignition Control Module	3.0L	GL, GLS		IGC8472HU-D
Sonata	Spark Plug Wire	2.0L	Base, GL	SPECIAL ORDER ONLY	SPW4480HU-D
Tiburon	Fuel Pump	2.0L	Base, FX	In-Tank, SPECIAL ORDER ONLY	FUP3362HU-D
Tiburon	Spark Plug Wire	2.0L	Base, FX	SPECIAL ORDER ONLY	SPW4528HU-D
<b>1999 Hyundai</b>					
Accent	Fuel Pump	1.5L	GL, GS, L	In-Tank, SPECIAL ORDER ONLY	FUP3362HU-D
Accent	Ignition Coil	1.5L	GL, GS, L		IGC8714-D
Accent	Spark Plug Wire	1.5L	GL, GS, L	SOHC, SPECIAL ORDER ONLY	SPW4478HU-D
Accent	Engine Water Pump	1.5L	GL, GS, L	Gasket, Actual OE	WUP0022
Elantra	Voltage Regulator	2.0L	GL, GLS		ALR0696
Elantra	Fuel Pump	2.0L	GL, GLS	In-Tank, SPECIAL ORDER ONLY	FUP3362HU-D
Elantra	Spark Plug Wire	2.0L	GL, GLS	SPECIAL ORDER ONLY	SPW4528HU-D
Sonata	Engine Camshaft Position Sensor	2.4L	Base		CPS8138HU-D

Vehicle	Part Type	Engine Size	Trim	Note(s)	Part Number
<b>1999 Hyundai (cont'd)</b>					
Sonata	Engine Crankshaft Position Sensor	2.4L	Base		CPS8168HU-D
Sonata	Ignition Coil	2.4L	Base		IGC0134
Sonata	Spark Plug Wire	2.5L	GLS	SPECIAL ORDER ONLY	SPW4337HU-D
Sonata	Spark Plug Wire	2.4L	Base	SPECIAL ORDER ONLY	SPW4376HU-D
Tiburon	Fuel Pump	2.0L	Base, FX	In-Tank, SPECIAL ORDER ONLY	FUP3362HU-D
Tiburon	Spark Plug Wire	2.0L	Base, FX	SPECIAL ORDER ONLY	SPW4528HU-D
<b>2000 Hyundai</b>					
Accent	Ignition Coil	1.5L	GL, GS, L	Left	IGC8718-D
Accent	Ignition Coil	1.5L	GL, GS, L	Right	IGC8718-D
Accent	Spark Plug Wire	1.5L	GL, GS, L	SPECIAL ORDER ONLY	SPW4478HU-D
Accent	Engine Water Pump	1.5L	GL, GS, L	Gasket, Actual OE	WUP0022
Elantra	Voltage Regulator	2.0L	GLS		ALR0696
Elantra	Fuel Pump	2.0L	GLS	To 09/08/2000, In-Tank, SPECIAL ORDER ONLY	FUP3362HU-D
Elantra	Spark Plug Wire	2.0L	GLS	SPECIAL ORDER ONLY	SPW4528HU-D
Sonata	Engine Camshaft Position Sensor	2.4L	Base		CPS8138HU-D
Sonata	Engine Crankshaft Position Sensor	2.4L	Base		CPS8168HU-D
Sonata	Ignition Coil	2.4L	Base		IGC0134
Sonata	Spark Plug Wire	2.5L	GLS	SPECIAL ORDER ONLY	SPW4337HU-D
Sonata	Spark Plug Wire	2.4L	Base	SPECIAL ORDER ONLY	SPW4376HU-D
Tiburon	Fuel Pump	2.0L	Base	In-Tank, SPECIAL ORDER ONLY	FUP3362HU-D
Tiburon	Spark Plug Wire	2.0L	Base	SPECIAL ORDER ONLY	SPW4528HU-D
<b>2001 Hyundai</b>					
Accent	Ignition Coil	1.6L	GL, GS	Left	IGC3950-D
Accent	Ignition Coil	1.6L	GL, GS	Right	IGC3950-D
Accent	Ignition Coil	1.5L	L	Left	IGC8718-D
Accent	Ignition Coil	1.5L	L	Right	IGC8718-D
Accent	Spark Plug Wire	1.5L	L	SPECIAL ORDER ONLY	SPW4478HU-D
Accent	Spark Plug Wire	1.6L	GL, GS	SPECIAL ORDER ONLY	SPW4603HU-D

Vehicle	Part Type	Engine Size	Trim	Note(s)	Part Number
<b>2001 Hyundai (cont'd)</b>					
Accent	Engine Water Pump	1.5L	L	Gasket, Actual OE	WUP0022
Elantra	Engine Camshaft Position Sensor	2.0L	GLS, GT		CPS8143HU-D
Elantra	Engine Crankshaft Position Sensor	2.0L	GLS, GT		CPS8176-HU
Elantra	Spark Plug Wire	2.0L	GLS, GT	SPECIAL ORDER ONLY	SPW4528HU-D
Santa Fe	ABS Wheel Speed Sensor	2.4L, 2.7L	GL, GLS, LX	W/ Harness, Front Right, SPECIAL ORDER ONLY	ABS1700HU-D
Santa Fe	Engine Camshaft Position Sensor	2.4L	GL		CPS8138HU-D
Santa Fe	Fuel Pump	2.4L, 2.7L	GL, GLS, LX	In-Tank, SPECIAL ORDER ONLY	FUP3303-D
Santa Fe	Ignition Coil	2.4L	GL		IGC0134
Santa Fe	Spark Plug Wire	2.7L	GL, GLS, LX	SPECIAL ORDER ONLY	SPW4337HU-D
Santa Fe	Spark Plug Wire	2.4L	GL	SPECIAL ORDER ONLY	SPW4376HU-D
Sonata	Engine Camshaft Position Sensor	2.4L	Base		CPS8138HU-D
Sonata	Engine Crankshaft Position Sensor	2.4L	Base		CPS8168HU-D
Sonata	Ignition Coil	2.4L	Base		IGC0134
Sonata	Spark Plug Wire	2.5L	GLS	SPECIAL ORDER ONLY	SPW4337HU-D
Sonata	Spark Plug Wire	2.4L	Base	SPECIAL ORDER ONLY	SPW4376HU-D
Tiburon	Fuel Pump	2.0L	Base	In-Tank, SPECIAL ORDER ONLY	FUP3362HU-D
Tiburon	Spark Plug Wire	2.0L	Base	SPECIAL ORDER ONLY	SPW4528HU-D
XG300	Ignition Coil	3.0L	Base, L		IGC0155
<b>2002 Hyundai</b>					
Accent	Ignition Coil	1.6L	GL, GS	Left	IGC3950-D
Accent	Ignition Coil	1.6L	GL, GS	Right	IGC3950-D
Accent	Ignition Coil	1.5L	L	Left	IGC8718-D
Accent	Ignition Coil	1.5L	L	Right	IGC8718-D
Accent	Spark Plug Wire	1.5L	L	SPECIAL ORDER ONLY	SPW4478HU-D
Accent	Spark Plug Wire	1.6L	GL, GS	SPECIAL ORDER ONLY	SPW4603HU-D
Accent	Engine Water Pump	1.5L	L	Gasket, Actual OE	WUP0022
Elantra	Engine Camshaft Position Sensor	2.0L	GLS, GT		CPS8143HU-D



Vehicle	Part Type	Engine Size	Trim	Note(s)	Part Number
<b>2002 Hyundai (cont'd)</b>					
Elantra	Engine Crankshaft Position Sensor	2.0L	GLS, GT		CPS8176-HU
Elantra	Spark Plug Wire	2.0L	GLS, GT	SPECIAL ORDER ONLY	SPW4528HU-D
Santa Fe	ABS Wheel Speed Sensor	2.4L, 2.7L	Base, GLS, LX	W/ Harness, Front Right, SPECIAL ORDER ONLY	ABS1700HU-D
Santa Fe	Engine Camshaft Position Sensor	2.4L	Base		CPS8138HU-D
Santa Fe	Fuel Pump	2.4L, 2.7L	Base, GLS, LX	In-Tank, SPECIAL ORDER ONLY	FUP3303-D
Santa Fe	Ignition Coil	2.4L	Base		IGC0134
Santa Fe	Spark Plug Wire	2.7L	GLS, LX	SPECIAL ORDER ONLY	SPW4337HU-D
Santa Fe	Spark Plug Wire	2.4L	Base	CAN, SPECIAL ORDER ONLY	SPW4376HU-D
Santa Fe	Spark Plug Wire	2.4L	Base	USA, SPECIAL ORDER ONLY	SPW4376HU-D
Sonata	Engine Camshaft Position Sensor	2.4L	Base		CPS8138HU-D
Sonata	Engine Crankshaft Position Sensor	2.4L	Base		CPS8168HU-D
Sonata	Ignition Coil	2.4L	Base		IGC0134
Sonata	Spark Plug Wire	2.7L	GLS, LX	SPECIAL ORDER ONLY	SPW4337HU-D
Sonata	Spark Plug Wire	2.4L	Base	SPECIAL ORDER ONLY	SPW4376HU-D
XG350	Ignition Coil	3.5L	Base, L	To 09/01/2002	IGC0155
XG350	Ignition Coil	3.5L	Base, L	From 09/01/2002	IGC0156
<b>2003 Hyundai</b>					
Accent	Fuel Pump	1.5L, 1.6L	Base, GL, GS	FUEL PUMP ONLY, In-Tank, SPECIAL ORDER ONLY	FUP3303-D
Accent	Ignition Coil	1.6L	Base, GL	Left	IGC3950-D
Accent	Ignition Coil	1.6L	Base, GL	Right	IGC3950-D
Accent	Ignition Coil	1.5L	GS	Left	IGC8718-D
Accent	Ignition Coil	1.5L	GS	Right	IGC8718-D
Accent	Spark Plug Wire	1.5L	GS	SPECIAL ORDER ONLY	SPW4478HU-D
Accent	Spark Plug Wire	1.6L	Base, GL	SPECIAL ORDER ONLY	SPW4603HU-D
Elantra	ABS Wheel Speed Sensor	2.0L	GLS, GT	W/ Harness, Front Right, SPECIAL ORDER ONLY	ABS1702HU-D
Elantra	Engine Camshaft Position Sensor	2.0L	GLS, GT	To 01/07/2003	CPS8143HU-D

Vehicle	Part Type	Engine Size	Trim	Note(s)	Part Number
<b>2003 Hyundai (cont'd)</b>					
Elantra	Engine Crankshaft Position Sensor	2.0L	GLS, GT		CPS8176-HU
Elantra	Ignition Coil	2.0L	GLS, GT	From 08/17/2002	IGC0152
Elantra	Spark Plug Wire	2.0L	GLS, GT	SPECIAL ORDER ONLY	SPW4528HU-D
Santa Fe	ABS Wheel Speed Sensor	2.4L, 2.7L, 3.5L	Base, GLS, LX	W/ Harness, Front Right, SPECIAL ORDER ONLY	ABS1700HU-D
Santa Fe	Engine Camshaft Position Sensor	2.4L	Base		CPS8138HU-D
Santa Fe	Fuel Pump	2.4L, 2.7L, 3.5L	Base, GLS, LX	In-Tank, SPECIAL ORDER ONLY	FUP3303-D
Santa Fe	Ignition Coil	2.4L	Base		IGC0134
Santa Fe	Ignition Coil	3.5L	GLS, LX		IGC0156
Santa Fe	Spark Plug Wire	2.7L, 3.5L	GLS, LX	SPECIAL ORDER ONLY	SPW4337HU-D
Santa Fe	Spark Plug Wire	2.4L	Base	CAN, SPECIAL ORDER ONLY	SPW4376HU-D
Santa Fe	Spark Plug Wire	2.4L	Base	USA, SPECIAL ORDER ONLY	SPW4376HU-D
Sonata	Engine Camshaft Position Sensor	2.4L	Base, GL		CPS8138HU-D
Sonata	Engine Crankshaft Position Sensor	2.4L	Base, GL		CPS8168HU-D
Sonata	Ignition Coil	2.4L	Base, GL		IGC0134
Sonata	Spark Plug Wire	2.7L	GL, GLS, LX	SPECIAL ORDER ONLY	SPW4337HU-D
Sonata	Spark Plug Wire	2.4L	Base, GL	SPECIAL ORDER ONLY	SPW4376HU-D
Tiburon	Engine Camshaft Position Sensor	2.0L	Base		CPS8143HU-D
Tiburon	Engine Crankshaft Position Sensor	2.0L	Base		CPS8176-HU
Tiburon	Ignition Coil	2.0L	Base	From 09/01/2002	IGC0152
Tiburon	Spark Plug Wire	2.7L	GT	SPECIAL ORDER ONLY	SPW4337HU-D
Tiburon	Spark Plug Wire	2.0L	Base	SPECIAL ORDER ONLY	SPW4528HU-D
XG350	Ignition Coil	3.5L	Base, L		IGC0156
<b>2004 Hyundai</b>					
Accent	Ignition Coil	1.6L	Base, GL, GT	Left	IGC3950-D
Accent	Ignition Coil	1.6L	Base, GL, GT	Right	IGC3950-D
Accent	Spark Plug Wire	1.6L	Base, GL, GT	SPECIAL ORDER ONLY	SPW4603HU-D
Elantra	ABS Wheel Speed Sensor	2.0L	GLS, GT	W/ Harness, Front Right, SPECIAL ORDER ONLY	ABS1702HU-D

Vehicle	Part Type	Engine Size	Trim	Note(s)	Part Number
<b>2004 Hyundai (cont'd)</b>					
Elantra	Engine Camshaft Position Sensor	2.0L	GLS, GT	To 01/07/2003	CPS8143HU-D
Elantra	Engine Crankshaft Position Sensor	2.0L	GLS, GT		CPS8176-HU
Elantra	Ignition Coil	2.0L	GLS, GT		IGC0152
Elantra	Spark Plug Wire	2.0L	GLS, GT	SPECIAL ORDER ONLY	SPW4528HU-D
Santa Fe	ABS Wheel Speed Sensor	2.4L, 2.7L, 3.5L	Base, GLS, LX	W/ Harness, Front Right, SPECIAL ORDER ONLY	ABS1700HU-D
Santa Fe	Engine Camshaft Position Sensor	2.4L	Base		CPS8138HU-D
Santa Fe	Fuel Pump	2.4L, 2.7L, 3.5L	Base, GLS, LX	In-Tank, SPECIAL ORDER ONLY	FUP3303-D
Santa Fe	Ignition Coil	2.4L	Base		IGC0134
Santa Fe	Ignition Coil	3.5L	GLS, LX		IGC0156
Santa Fe	Spark Plug Wire	2.7L, 3.5L	GLS, LX	SPECIAL ORDER ONLY	SPW4337HU-D
Santa Fe	Spark Plug Wire	2.4L	Base	CAN, SPECIAL ORDER ONLY	SPW4376HU-D
Santa Fe	Spark Plug Wire	2.4L	Base	USA, SPECIAL ORDER ONLY	SPW4376HU-D
Sonata	Engine Camshaft Position Sensor	2.4L	Base, GL		CPS8138HU-D
Sonata	Engine Crankshaft Position Sensor	2.4L	Base, GL		CPS8168HU-D
Sonata	Ignition Coil	2.4L	Base, GL		IGC0134
Sonata	Spark Plug Wire	2.7L	GL, GLS, LX	SPECIAL ORDER ONLY	SPW4337HU-D
Sonata	Spark Plug Wire	2.4L	Base, GL	SPECIAL ORDER ONLY	SPW4376HU-D
Tiburon	Engine Camshaft Position Sensor	2.0L	Base	To 01/07/2003	CPS8143HU-D
Tiburon	Engine Crankshaft Position Sensor	2.0L	Base		CPS8176-HU
Tiburon	Ignition Coil	2.0L	Base		IGC0152
Tiburon	Spark Plug Wire	2.7L	GT	SPECIAL ORDER ONLY	SPW4337HU-D
Tiburon	Spark Plug Wire	2.0L	Base	SPECIAL ORDER ONLY	SPW4528HU-D
XG350	Ignition Coil	3.5L	Base, L		IGC0156
<b>2005 Hyundai</b>					
Accent	Ignition Coil	1.6L	GLS, GT	Left	IGC3950-D
Accent	Ignition Coil	1.6L	GLS, GT	Right	IGC3950-D
Accent	Spark Plug Wire	1.6L	GLS, GT	SPECIAL ORDER ONLY	SPW4603HU-D

Vehicle	Part Type	Engine Size	Trim	Note(s)	Part Number
<b>2005 Hyundai (cont'd)</b>					
Elantra	ABS Wheel Speed Sensor	2.0L	GLS, GT	W/ Harness, Front Right, SPECIAL ORDER ONLY	ABS1702HU-D
Elantra	Engine Crankshaft Position Sensor	2.0L	GLS, GT		CPS8176-HU
Elantra	Ignition Coil	2.0L	GLS, GT		IGC0152
Elantra	Spark Plug Wire	2.0L	GLS, GT	SPECIAL ORDER ONLY	SPW4528HU-D
Santa Fe	ABS Wheel Speed Sensor	2.4L, 2.7L, 3.5L	Base, GL, GLS, LX	W/ Harness, Front Right, SPECIAL ORDER ONLY	ABS1700HU-D
Santa Fe	Engine Camshaft Position Sensor	2.4L	GL		CPS8138HU-D
Santa Fe	Fuel Pump	2.7L	Base, GLS	From 01/07/2000, To 15/02/2006, In-Tank, SPECIAL ORDER ONLY	FUP3303-D
Santa Fe	Fuel Pump	2.4L	GL	From 15/01/2003, To 15/02/2006, In-Tank, SPECIAL ORDER ONLY	FUP3303-D
Santa Fe	Fuel Pump	3.5L	GLS, LX	In-Tank, SPECIAL ORDER ONLY	FUP3303-D
Santa Fe	Ignition Coil	2.4L	GL		IGC0134
Santa Fe	Ignition Coil	3.5L	GLS, LX		IGC0156
Santa Fe	Spark Plug Wire	2.7L, 3.5L	Base, GLS, LX	SPECIAL ORDER ONLY	SPW4337HU-D
Santa Fe	Spark Plug Wire	2.4L	GL	CAN, SPECIAL ORDER ONLY	SPW4376HU-D
Sonata	Engine Camshaft Position Sensor	2.4L	GL, VE		CPS8138HU-D
Sonata	Engine Crankshaft Position Sensor	2.4L	GL, VE		CPS8168HU-D
Sonata	Ignition Coil	2.4L	GL, VE		IGC0134
Sonata	Spark Plug Wire	2.7L	GL, GLS, GLX, LX, VE	SPECIAL ORDER ONLY	SPW4337HU-D
Sonata	Spark Plug Wire	2.4L	GL, VE	SPECIAL ORDER ONLY	SPW4376HU-D
Tiburon	Engine Crankshaft Position Sensor	2.0L	GS		CPS8176-HU
Tiburon	Ignition Coil	2.0L	GS		IGC0152
Tiburon	Spark Plug Wire	2.7L	GT, SE	SPECIAL ORDER ONLY	SPW4337HU-D
Tiburon	Spark Plug Wire	2.0L	GS	SPECIAL ORDER ONLY	SPW4528HU-D
Tucson	Engine Crankshaft Position Sensor	2.0L	GL		CPS8176-HU
Tucson	Ignition Coil	2.0L	GL		IGC0152
Tucson	Ignition Coil	2.7L	GLS, LX		IGC8743

Vehicle	Part Type	Engine Size	Trim	Note(s)	Part Number
<b>2005 Hyundai (cont'd)</b>					
Tucson	Spark Plug Wire	2.0L, 2.7L	GL, GLS, LX	SPECIAL ORDER ONLY	SPW4528HU-D
XG350	Ignition Coil	3.5L	Base, L		IGC0156
<b>2006 Hyundai</b>					
Accent	Engine Camshaft Position Sensor	1.6L	GL, GLS, GS, GSi		CPS8183HU-D
Accent	Ignition Coil	1.6L	GLS	From 10/01/2005	IGC0161
Accent	Ignition Coil	1.6L	GL, GS, GSi	From 10/01/2005, Left	IGC0161
Accent	Ignition Coil	1.6L	GL, GS, GSi	From 10/01/2005, Right	IGC0161
Accent	Ignition Coil	1.6L	GLS	To 01/03/2006	IGC3950-D
Accent	Ignition Coil	1.6L	GL, GS, GSi	To 01/03/2006, Left	IGC3950-D
Accent	Ignition Coil	1.6L	GL, GS, GSi	To 01/03/2006, Right	IGC3950-D
Accent	Spark Plug Wire	1.6L	GL, GLS, GS, GSi	SPECIAL ORDER ONLY	SPW4603HU-D
Azera	Ignition Coil	3.8L	Limited, SE		IGC0168
Elantra	ABS Wheel Speed Sensor	2.0L	GLS, GT, Limited	W/ Harness, Front Right, SPECIAL ORDER ONLY	ABS1702HU-D
Elantra	Engine Crankshaft Position Sensor	2.0L	GLS, GT, Limited		CPS8176-HU
Elantra	Ignition Coil	2.0L	GLS, GT, Limited		IGC0152
Elantra	Spark Plug Wire	2.0L	GLS, GT, Limited	SPECIAL ORDER ONLY	SPW4528HU-D
Santa Fe	ABS Wheel Speed Sensor	2.4L, 2.7L, 3.5L	GL, GLS, Limited	W/ Harness, To 08/02/2006, Front Right, SPECIAL ORDER ONLY	ABS1700HU-D
Santa Fe	Engine Camshaft Position Sensor	2.4L	GL		CPS8138HU-D
Santa Fe	Fuel Pump	2.4L, 2.7L, 3.5L	GL, GLS, Limited	From 01/07/2000, To 15/02/2006, In-Tank, SPECIAL ORDER ONLY	FUP3303-D
Santa Fe	Ignition Coil	2.4L	GL		IGC0134
Santa Fe	Ignition Coil	3.5L	GLS, Limited	To 02/15/2006	IGC0156
Santa Fe	Spark Plug Wire	2.7L, 3.5L	GLS, Limited	SPECIAL ORDER ONLY	SPW4337HU-D
Santa Fe	Spark Plug Wire	2.4L	GL	To 08/02/2006, CAN, SPECIAL ORDER ONLY	SPW4376HU-D
Sonata	Ignition Coil	3.3L	GLS, LX		IGC0168
Tiburon	Engine Crankshaft Position Sensor	2.0L	GS		CPS8176-HU
Tiburon	Ignition Coil	2.0L	GS		IGC0152

Vehicle	Part Type	Engine Size	Trim	Note(s)	Part Number
<b>2006 Hyundai (cont'd)</b>					
Tiburon	Spark Plug Wire	2.7L	GT, SE	SPECIAL ORDER ONLY	SPW4337HU-D
Tiburon	Spark Plug Wire	2.0L	GS	SPECIAL ORDER ONLY	SPW4528HU-D
Tucson	Engine Crankshaft Position Sensor	2.0L	GL		CPS8176-HU
Tucson	Ignition Coil	2.0L	GL		IGC0152
Tucson	Ignition Coil	2.7L	GLS, Limited		IGC8743
Tucson	Spark Plug Wire	2.0L, 2.7L	GL, GLS, Limited	SPECIAL ORDER ONLY	SPW4528HU-D
<b>2007 Hyundai</b>					
Accent	Engine Camshaft Position Sensor	1.6L	GLS, GS, SE		CPS8183HU-D
Accent	Ignition Coil	1.6L	GLS, GS, SE		IGC0161
Azera	Ignition Coil	3.3L, 3.8L	GLS, Limited, SE		IGC0168
Elantra	Engine Crankshaft Position Sensor	2.0L	GLS, Limited, SE		CPS8176-HU
Elantra	Spark Plug Wire	2.0L	GLS, Limited, SE	SPECIAL ORDER ONLY	SPW4528HU-D
Entourage	Ignition Coil	3.8L	GLS, Limited, SE		IGC0168
Santa Fe	Ignition Coil	3.3L	GL, Limited, SE	With OE No. 273013C010	IGC0168
Santa Fe	Ignition Coil	2.7L	GLS	From 10/15/2006	IGC0171
Sonata	Ignition Coil	3.3L	Limited, SE	With OE No. 273013C010	IGC0168
Tiburon	Engine Camshaft Position Sensor	2.0L	GS	From 11/09/2006	CPS8143HU-D
Tiburon	Engine Crankshaft Position Sensor	2.0L	GS		CPS8176-HU
Tiburon	Ignition Coil	2.0L	GS		IGC0152
Tiburon	Spark Plug Wire	2.7L	GT, GT Limited, SE	SPECIAL ORDER ONLY	SPW4337HU-D
Tiburon	Spark Plug Wire	2.0L	GS	SPECIAL ORDER ONLY	SPW4528HU-D
Tucson	Engine Crankshaft Position Sensor	2.0L	GLS		CPS8176-HU
Tucson	Ignition Coil	2.0L	GLS		IGC0152
Tucson	Ignition Coil	2.7L	Limited, SE		IGC8743
Tucson	Spark Plug Wire	2.0L, 2.7L	GLS, Limited, SE	SPECIAL ORDER ONLY	SPW4528HU-D
Veracruz	Ignition Coil	3.8L	GLS, Limited, SE		IGC0168
<b>2008 Hyundai</b>					
Accent	Engine Camshaft Position Sensor	1.6L	GL, GLS, GS, L, SE, SR		CPS8183HU-D
Accent	Ignition Coil	1.6L	GL, GLS, GS, L, SE, SR		IGC0161
Azera	Ignition Coil	3.3L, 3.8L	GLS, Limited		IGC0168

Vehicle	Part Type	Engine Size	Trim	Note(s)	Part Number
<b>2008 Hyundai (cont'd)</b>					
Elantra	Engine Crankshaft Position Sensor	2.0L	GL, GLS, GLS Sport, L, Limited, SE		CPS8176-HU
Entourage	Ignition Coil	3.8L	GL, GLS, L, Limited		IGC0168
Santa Fe	Ignition Coil	3.3L	GL, GLS, Limited, SE	With OE No. 273013C010	IGC0168
Santa Fe	Ignition Coil	2.7L	GL, GLS		IGC0171
Sonata	Ignition Coil	3.3L	GL, GLS, Limited, SE	With OE No. 273013C010	IGC0168
Tiburon	Engine Camshaft Position Sensor	2.0L	GS		CPS8143HU-D
Tiburon	Engine Crankshaft Position Sensor	2.0L	GS		CPS8176-HU
Tiburon	Ignition Coil	2.0L	GS		IGC0152
Tucson	Engine Crankshaft Position Sensor	2.0L	GL, GLS, L, Limited		CPS8176-HU
Tucson	Ignition Coil	2.0L	GL, GLS, L, Limited		IGC0152
Tucson	Ignition Coil	2.7L	GL, Limited, SE		IGC8743
Veracruz	Ignition Coil	3.8L	GLS, Limited, SE		IGC0168
<b>2009 Hyundai</b>					
Accent	Engine Camshaft Position Sensor	1.6L	GL, GLS, GS, L, SE		CPS8183HU-D
Accent	Ignition Coil	1.6L	GL, GLS, GS, L, SE		IGC0161
Azera	Ignition Coil	3.3L, 3.8L	Base, GLS, Limited		IGC0168
Elantra	Engine Crankshaft Position Sensor	2.0L	GL, GLS, L, Limited, SE, Touring		CPS8176-HU
Entourage	Ignition Coil	3.8L	L		IGC0168
Genesis	Ignition Coil	3.8L	3.8		IGC0168
Genesis	Ignition Coil	4.6L	4.6		IGC0175
Santa Fe	Ignition Coil	3.3L	GL, Limited, SE	With OE No. 273013C010	IGC0168
Santa Fe	Ignition Coil	2.7L	GL, GLS		IGC0171
Sonata	Ignition Coil	3.3L	GL, GLS, Limited, SE	With OE No. 273013C010	IGC0168
Sonata	Ignition Coil	2.4L	GL, GLS, Limited, SE		IGC0175
Tucson	Engine Crankshaft Position Sensor	2.0L, 2.7L	25th Anniversary Edition, GL, GLS, L, Limited, SE		CPS8176-HU
Tucson	Ignition Coil	2.0L	25th Anniversary Edition, GL, GLS, L, Limited		IGC0152
Tucson	Ignition Coil	2.7L	GL, Limited, SE		IGC8743
Veracruz	Ignition Coil	3.8L	GL, GLS, Limited		IGC0168
<b>2010 Hyundai</b>					
Accent	Engine Camshaft Position Sensor	1.6L	Blue, GL, GLS, GS, L, SE		CPS8183HU-D
Accent	Ignition Coil	1.6L	Blue, GL, GLS, GS, L, SE		IGC0161
Azera	Ignition Coil	3.3L, 3.8L	GLS, Limited		IGC0168

Vehicle	Part Type	Engine Size	Trim	Note(s)	Part Number
<b>2010 Hyundai (cont'd)</b>					
Elantra	Engine Crankshaft Position Sensor	2.0L	Blue, GL, GLS, L, Limited, SE, Touring GL, Touring GLS, Touring L, Touring SE		CPS8176-HU
Entourage	Ignition Coil	3.8L	L		IGC0168
Genesis	Ignition Coil	3.8L	3.8		IGC0168
Genesis	Ignition Coil	4.6L	4.6		IGC0175
Genesis Coupe	Ignition Coil	3.8L	3.8, 3.8 GT, 3.8 Grand Touring, 3.8 Track		IGC0168
Genesis Coupe	Ignition Coil	2.0L	2.0T, 2.0T GT, 2.0T Premium, 2.0T R-Spec, 2.0T Track		IGC0175
Santa Fe	Ignition Coil	3.5L	GL, GL Sport, Limited, SE		IGC0168
Santa Fe	Ignition Coil	2.4L	GL, GLS, Limited		IGC0175
Sonata	Ignition Coil	3.3L	GLS, Limited, SE	With OE No. 273013C010	IGC0168
Sonata	Ignition Coil	2.4L	GL, GLS, Limited, SE		IGC0175
Tucson	Ignition Coil	2.4L	GLS, Limited		IGC0175
Veracruz	Ignition Coil	3.8L	GL, GLS, Limited		IGC0168
<b>2011 Hyundai</b>					
Accent	Engine Camshaft Position Sensor	1.6L	GL, GLS, L	To 11/02/2011, CAN	CPS8183HU-D
Accent	Engine Camshaft Position Sensor	1.6L	GL, GLS, GS, SE	To 11/02/2011, USA	CPS8183HU-D
Accent	Ignition Coil	1.6L	GL, GLS, GS, L, SE	To 02/18/2011	IGC0161
Accent	Ignition Coil	1.6L	GL, GLS, GS, L, SE	From 17/03/2011	IGC4080-HU
Azera	Ignition Coil	3.3L, 3.8L	GLS, Limited		IGC0168
Elantra	Engine Crankshaft Position Sensor	1.8L, 2.0L	GL, GLS, L, Limited, Touring GL, Touring GLS, Touring L, Touring SE		CPS8176-HU
Equus	Ignition Coil	4.6L	Signature, Ultimate		IGC0175
Genesis	Ignition Coil	3.8L	3.8		IGC0168
Genesis	Ignition Coil	4.6L	4.6		IGC0175
Genesis Coupe	Ignition Coil	3.8L	3.8 GT, 3.8 Grand Touring, 3.8 R-Spec, 3.8 Track		IGC0168
Genesis Coupe	Ignition Coil	2.0L	2.0T, 2.0T GT, 2.0T Premium, 2.0T R-Spec		IGC0175
Santa Fe	Ignition Coil	3.5L	GL, GL Sport, GLS, Limited, SE		IGC0168
Santa Fe	Ignition Coil	2.4L	GL, GL Premium, GLS, Limited		IGC0175
Sonata	Ignition Coil	2.4L	GL, GLS, Hybrid, Limited, SE		IGC0175
Sonata	Manifold Absolute Pressure Sensor	2.0L	2.0T, 2.0T Limited, Limited, SE		PRS8203HU-D
Tucson	Ignition Coil	2.0L, 2.4L	GL, GLS, L, Limited		IGC0175
Veracruz	Ignition Coil	3.8L	GL, GLS, Limited		IGC0168



Vehicle	Part Type	Engine Size	Trim	Note(s)	Part Number
<b>2012 Hyundai</b>					
Accent	Ignition Coil	1.6L	GL, GLS, GS, L, SE		IGC4080-HU
Azera	Ignition Coil	3.3L	Base		IGC0168
Elantra	Engine Crankshaft Position Sensor	1.8L, 2.0L	GL, GLS, L, Limited, Touring GL, Touring GLS, Touring L, Touring SE		CPS8176-HU
Equus	Ignition Coil	5.0L	Signature, Ultimate		IGC0175
Genesis	Ignition Coil	3.8L	3.8		IGC0168
Genesis	Ignition Coil	4.6L, 5.0L	4.6, 5.0, 5.0 R-Spec		IGC0175
Genesis Coupe	Ignition Coil	3.8L	3.8, 3.8 GT, 3.8 Grand Touring, 3.8 R-Spec, 3.8 Track		IGC0168
Genesis Coupe	Ignition Coil	2.0L	2.0T, 2.0T GT, 2.0T Premium, 2.0T R-Spec		IGC0175
Genesis Coupe	Manifold Absolute Pressure Sensor	2.0L	2.0T, 2.0T GT, 2.0T Premium, 2.0T R-Spec	From 23/12/2011	PRS8203HU-D
Santa Fe	Ignition Coil	3.5L	GL, GL Sport, GLS, Limited, SE		IGC0168
Santa Fe	Ignition Coil	2.4L	GL, GL Premium, GLS, Limited		IGC0175
Sonata	Ignition Coil	2.4L	GL, GLS, Hybrid, Hybrid Premium, Limited, SE		IGC0175
Sonata	Manifold Absolute Pressure Sensor	2.0L	2.0T, 2.0T Limited, Limited, SE		PRS8203HU-D
Tucson	Ignition Coil	2.0L, 2.4L	GL, GLS, L, Limited		IGC0175
Veloster	Ignition Coil	1.6L	Base		IGC4080-HU
Veracruz	Ignition Coil	3.8L	GL, GLS, Limited		IGC0168
<b>2013 Hyundai</b>					
Accent	Ignition Coil	1.6L	GL, GLS, GS, L, SE		IGC4080-HU
Azera	Ignition Coil	3.3L	Base		IGC0168
Equus	Ignition Coil	5.0L	Signature, Ultimate		IGC0175
Genesis	Ignition Coil	3.8L	3.8		IGC0168
Genesis	Ignition Coil	5.0L	5.0 R-Spec		IGC0175
Genesis Coupe	Ignition Coil	3.8L	3.8 GT, 3.8 Grand Touring, 3.8 R-Spec, 3.8 Track		IGC0168
Genesis Coupe	Ignition Coil	2.0L	2.0T, 2.0T Premium, 2.0T R-Spec		IGC0175
Genesis Coupe	Manifold Absolute Pressure Sensor	2.0L	2.0T, 2.0T Premium, 2.0T R-Spec		PRS8203HU-D
Santa Fe	Ignition Coil	3.3L	GLS, Limited		IGC0168
Santa Fe XL	Ignition Coil	3.3L	Base, Limited, Luxury, Premium, SE		IGC0168
Sonata	Ignition Coil	2.4L	GL, GLS, Hybrid, Hybrid Limited, Limited, SE		IGC0175
Sonata	Manifold Absolute Pressure Sensor	2.0L	Limited, SE		PRS8203HU-D
Tucson	Ignition Coil	2.4L	GL, GLS, Limited		IGC0175

Vehicle	Part Type	Engine Size	Trim	Note(s)	Part Number
<b>2013 Hyundai (cont'd)</b>					
Tucson	Ignition Coil	2.0L	GL, L	To 08/19/2013	IGC0175
Veloster	Ignition Coil	1.6L	Base	Naturally Aspirated	IGC4080-HU
Veloster	Manifold Absolute Pressure Sensor	1.6L	Turbo	Turbocharged	PRS8203HU-D
<b>2014 Hyundai</b>					
Accent	Ignition Coil	1.6L	GL, GLS, GS, L, SE		IGC4080-HU
Azera	Ignition Coil	3.3L	Base, Limited		IGC0168
Equus	Ignition Coil	5.0L	Signature, Ultimate		IGC0175
Genesis	Ignition Coil	3.8L	3.8		IGC0168
Genesis	Ignition Coil	5.0L	5.0 R-Spec		IGC0175
Genesis Coupe	Ignition Coil	3.8L	3.8 Grand Touring, 3.8 R-Spec, 3.8 Ultimate		IGC0168
Genesis Coupe	Ignition Coil	2.0L	2.0T, 2.0T Premium, 2.0T R-Spec		IGC0175
Genesis Coupe	Manifold Absolute Pressure Sensor	2.0L	2.0T, 2.0T Premium, 2.0T R-Spec		PRS8203HU-D
Santa Fe	Ignition Coil	3.3L	GLS, Limited		IGC0168
Santa Fe XL	Ignition Coil	3.3L	GLS, Limited		IGC0168
Sonata	Ignition Coil	2.4L	GLS, Hybrid, Hybrid Limited, Limited, SE		IGC0175
Sonata	Manifold Absolute Pressure Sensor	2.0L	Limited, SE		PRS8203HU-D
Tucson	Ignition Coil	2.4L	GLS, Limited, SE		IGC0175
Veloster	Ignition Coil	1.6L	Base, RE:FLEX	Naturally Aspirated	IGC4080-HU
Veloster	Manifold Absolute Pressure Sensor	1.6L	Turbo, Turbo R-Spec	Turbocharged	PRS8203HU-D
<b>2015 Hyundai</b>					
Accent	Ignition Coil	1.6L	GL, GLS, GS, L, SE, Sport		IGC4080-HU
Azera	Ignition Coil	3.3L	Base, Limited		IGC0168
Equus	Ignition Coil	5.0L	Signature, Ultimate		IGC0175
Genesis	Ignition Coil	3.8L	3.8		IGC0168
Genesis	Ignition Coil	5.0L	5.0		IGC0175
Genesis Coupe	Ignition Coil	3.8L	3.8, 3.8 GT, 3.8 R-Spec, 3.8 Ultimate		IGC0168
Santa Fe	Ignition Coil	3.3L	GLS, Limited		IGC0168
Santa Fe XL	Ignition Coil	3.3L	Base, Limited, Luxury, Premium		IGC0168
Sonata	Ignition Coil	2.4L	Hybrid, Hybrid Limited	To 09/01/2015, ELECTRIC/GAS	IGC0175
Sonata	Manifold Absolute Pressure Sensor	2.0L	Limited 2.0T, Sport 2.0T, Ultimate 2.0T		PRS8203HU-D
Tucson	Ignition Coil	2.4L	Limited, SE		IGC0175
Veloster	Ignition Coil	1.6L	Base, RE:FLEX, SE, Tech	Naturally Aspirated	IGC4080-HU
Veloster	Manifold Absolute Pressure Sensor	1.6L	Turbo, Turbo R-Spec	Turbocharged	PRS8203HU-D

Vehicle	Part Type	Engine Size	Trim	Note(s)	Part Number
<b>2016 Hyundai</b>					
Accent	Ignition Coil	1.6L	GL, GLS, L, LE, SE, Sport		IGC4080-HU
Azera	Ignition Coil	3.3L	Base, Limited		IGC0168
Equus	Ignition Coil	5.0L	Signature, Ultimate		IGC0175
Genesis	Ignition Coil	3.8L	3.8		IGC0168
Genesis	Ignition Coil	5.0L	5.0		IGC0175
Genesis Coupe	Ignition Coil	3.8L	3.8, 3.8 GT, 3.8 R-Spec, 3.8 Ultimate		IGC0168
Santa Fe	Ignition Coil	3.3L	Limited, SE		IGC0168
Santa Fe XL	Ignition Coil	3.3L	Base, Limited, Luxury, Premium		IGC0168
Sonata	Manifold Absolute Pressure Sensor	1.6L	Eco		PRS8203HU-D
Veloster	Ignition Coil	1.6L	Base, SE, Tech	Naturally Aspirated	IGC4080-HU
Veloster	Manifold Absolute Pressure Sensor	1.6L	Rally Edition, Turbo, Turbo R-Spec	Turbocharged	PRS8203HU-D
<b>2017 Hyundai</b>					
Accent	Ignition Coil	1.6L	GL, GLS, L, LE, SE, Sport, Value Edition		IGC4080-HU
Azera	Ignition Coil	3.3L	Base, Limited		IGC0168
Elantra	Manifold Absolute Pressure Sensor	1.4L, 1.6L	Eco, Sport		PRS8203HU-D
Santa Fe	Ignition Coil	3.3L	Limited, Limited Ultimate, SE, SE Ultimate		IGC0168
Santa Fe XL	Ignition Coil	3.3L	Limited, Limited Ultimate, SE, SE Ultimate		IGC0168
Sonata	Manifold Absolute Pressure Sensor	1.6L	Eco		PRS8203HU-D
Tucson	Manifold Absolute Pressure Sensor	1.6L	Eco, Limited, SE, Sport, Ultimate, Value		PRS8203HU-D
Veloster	Ignition Coil	1.6L	Base, Value Edition	Naturally Aspirated	IGC4080-HU
Veloster	Manifold Absolute Pressure Sensor	1.6L	Turbo, Turbo R-Spec	Turbocharged	PRS8203HU-D
<b>2018 Hyundai</b>					
Santa Fe	Ignition Coil	3.3L	Limited Tech, Limited Ultimate, SE, SE Ultimate		IGC0168
Santa Fe XL	Ignition Coil	3.3L	Base, Limited, Luxury, Premium, Ultimate		IGC0168
<b>1995 Kia</b>					
Sportage	Ignition Coil	2.0L	Base, EX		IGC8793
<b>1997 Kia</b>					
Sportage	Ignition Coil	2.0L	Base, EX		IGC4014-D
<b>1998 Kia</b>					
Sportage	Ignition Coil	2.0L	Base, EX		IGC4014-D

Vehicle	Part Type	Engine Size	Trim	Note(s)	Part Number
<b>1998 Kia (cont'd)</b>					
Sportage	Spark Plug Wire	2.0L	Base, EX	SPECIAL ORDER ONLY	SPW4123HU-D
<b>1999 Kia</b>					
Sportage	Ignition Coil	2.0L	Base, EX		IGC4014-D
Sportage	Spark Plug Wire	2.0L	Base, EX	SPECIAL ORDER ONLY	SPW4123HU-D
<b>2000 Kia</b>					
Sportage	Ignition Coil	2.0L	Base, EX		IGC4014-D
Sportage	Spark Plug Wire	2.0L	Base, EX	SPECIAL ORDER ONLY	SPW4123HU-D
<b>2001 Kia</b>					
Magentis	Ignition Coil	2.4L	Base		IGC0134
Magentis	Spark Plug Wire	2.5L	Base	SPECIAL ORDER ONLY	SPW4337HU-D
Magentis	Spark Plug Wire	2.4L	Base	SPECIAL ORDER ONLY	SPW4376HU-D
Optima	Engine Camshaft Position Sensor	2.4L	LX, SE		CPS8138HU-D
Optima	Engine Crankshaft Position Sensor	2.4L	LX, SE		CPS8168HU-D
Optima	Ignition Coil	2.4L	LX, SE		IGC0134
Optima	Spark Plug Wire	2.5L	LX, SE	SPECIAL ORDER ONLY	SPW4337HU-D
Optima	Spark Plug Wire	2.4L	LX, SE	SPECIAL ORDER ONLY	SPW4376HU-D
Rio	Ignition Coil	1.5L	Base		IGC8724-D
Rio	Spark Plug Wire	1.5L	Base	SPECIAL ORDER ONLY	SPW4114HU-D
Sportage	Ignition Coil	2.0L	Base, EX, Limited		IGC4014-D
Sportage	Spark Plug Wire	2.0L	Base, EX, Limited	SPECIAL ORDER ONLY	SPW4123HU-D
<b>2002 Kia</b>					
Magentis	Ignition Coil	2.4L	Base		IGC0134
Magentis	Spark Plug Wire	2.7L	Base	SPECIAL ORDER ONLY	SPW4337HU-D
Magentis	Spark Plug Wire	2.4L	Base	SPECIAL ORDER ONLY	SPW4376HU-D
Optima	Engine Camshaft Position Sensor	2.4L	LX, SE		CPS8138HU-D
Optima	Engine Crankshaft Position Sensor	2.4L	LX, SE		CPS8168HU-D
Optima	Ignition Coil	2.4L	LX, SE		IGC0134
Optima	Spark Plug Wire	2.7L	LX, SE	SPECIAL ORDER ONLY	SPW4337HU-D

Vehicle	Part Type	Engine Size	Trim	Note(s)	Part Number
<b>2002 Kia (cont'd)</b>					
Optima	Spark Plug Wire	2.4L	LX, SE	SPECIAL ORDER ONLY	SPW4376HU-D
Rio	Ignition Coil	1.5L	Base, Cinco, RX-V		IGC8724-D
Rio	Spark Plug Wire	1.5L	Base, Cinco, RX-V	SPECIAL ORDER ONLY	SPW4114HU-D
Sedona	Ignition Coil	3.5L	EX, LX		IGC0155
Sportage	Ignition Coil	2.0L	Base		IGC4014-D
Sportage	Spark Plug Wire	2.0L	Base	Wire #1 or #3, SPECIAL ORDER ONLY	SPW4123HU-D
<b>2003 Kia</b>					
Magentis	Ignition Coil	2.4L	Base		IGC0134
Magentis	Spark Plug Wire	2.7L	Base	SPECIAL ORDER ONLY	SPW4337HU-D
Magentis	Spark Plug Wire	2.4L	Base	SPECIAL ORDER ONLY	SPW4376HU-D
Optima	Engine Camshaft Position Sensor	2.4L	LX, SE		CPS8138HU-D
Optima	Engine Crankshaft Position Sensor	2.4L	LX, SE		CPS8168HU-D
Optima	Ignition Coil	2.4L	LX, SE		IGC0134
Optima	Spark Plug Wire	2.7L	LX, SE	SPECIAL ORDER ONLY	SPW4337HU-D
Optima	Spark Plug Wire	2.4L	LX, SE	SPECIAL ORDER ONLY	SPW4376HU-D
Rio	Ignition Coil	1.6L	Base, Cinco, RX-V		IGC8724-D
Rio	Spark Plug Wire	1.6L	Base, Cinco, RX-V	SPECIAL ORDER ONLY	SPW4114HU-D
Sedona	Ignition Coil	3.5L	EX, LX		IGC0155
Sorento	Ignition Coil	3.5L	EX, LX		IGC0154
Spectra	Engine Crankshaft Position Sensor	1.8L	Base, GS, GSX, LS		CPS8176-HU
<b>2004 Kia</b>					
Amanti	Ignition Coil	3.5L	Base		IGC0156
Magentis	Ignition Coil	2.4L	Base		IGC0134
Magentis	Spark Plug Wire	2.7L	Base	SPECIAL ORDER ONLY	SPW4337HU-D
Magentis	Spark Plug Wire	2.4L	Base	SPECIAL ORDER ONLY	SPW4376HU-D
Optima	Engine Camshaft Position Sensor	2.4L	EX, LX		CPS8138HU-D
Optima	Engine Crankshaft Position Sensor	2.4L	EX, LX		CPS8168HU-D
Optima	Ignition Coil	2.4L	EX, LX		IGC0134
Optima	Spark Plug Wire	2.7L	EX, LX	SPECIAL ORDER ONLY	SPW4337HU-D

Vehicle	Part Type	Engine Size	Trim	Note(s)	Part Number
<b>2004 Kia (cont'd)</b>					
Optima	Spark Plug Wire	2.4L	EX, LX	SPECIAL ORDER ONLY	SPW4376HU-D
Rio	Ignition Coil	1.6L	Base, Cinco, RX-V		IGC8724-D
Rio	Spark Plug Wire	1.6L	Base, Cinco, RX-V	SPECIAL ORDER ONLY	SPW4114HU-D
Sedona	Ignition Coil	3.5L	EX, LX		IGC0155
Sorento	Ignition Coil	3.5L	EX, LX		IGC0154
Spectra	Engine Crankshaft Position Sensor	1.8L, 2.0L	Base, EX, GS, GSX, LS, LX		CPS8176-HU
Spectra	Ignition Coil	2.0L	EX, LX		IGC0152
Spectra	Spark Plug Wire	2.0L	EX, LX	SPECIAL ORDER ONLY	SPW4528HU-D
<b>2005 Kia</b>					
Amanti	Ignition Coil	3.5L	Base		IGC0156
Magentis	Engine Camshaft Position Sensor	2.4L	LX Anniversary Edition		CPS8138HU-D
Magentis	Engine Crankshaft Position Sensor	2.4L	LX Anniversary Edition		CPS8168HU-D
Magentis	Ignition Coil	2.4L	LX Anniversary Edition		IGC0134
Magentis	Spark Plug Wire	2.7L	LX	SPECIAL ORDER ONLY	SPW4337HU-D
Magentis	Spark Plug Wire	2.4L	LX Anniversary Edition	SPECIAL ORDER ONLY	SPW4376HU-D
Optima	Engine Camshaft Position Sensor	2.4L	EX, LX		CPS8138HU-D
Optima	Engine Crankshaft Position Sensor	2.4L	EX, LX		CPS8168HU-D
Optima	Ignition Coil	2.4L	EX, LX		IGC0134
Optima	Spark Plug Wire	2.7L	EX, LX	SPECIAL ORDER ONLY	SPW4337HU-D
Optima	Spark Plug Wire	2.4L	EX, LX	SPECIAL ORDER ONLY	SPW4376HU-D
Rio	Ignition Coil	1.6L	Base, Cinco, RX-V		IGC8724-D
Rio	Spark Plug Wire	1.6L	Base, Cinco, RX-V	SPECIAL ORDER ONLY	SPW4114HU-D
Sedona	Ignition Coil	3.5L	EX, LX		IGC0155
Sorento	Ignition Coil	3.5L	EX, LX		IGC0154
Spectra	Engine Crankshaft Position Sensor	2.0L	EX, LX, SX		CPS8176-HU
Spectra	Ignition Coil	2.0L	EX, LX, SX		IGC0152
Spectra	Spark Plug Wire	2.0L	EX, LX, SX	SPECIAL ORDER ONLY	SPW4528HU-D
Spectra5	Engine Crankshaft Position Sensor	2.0L	Base		CPS8176-HU
Spectra5	Ignition Coil	2.0L	Base		IGC0152
Spectra5	Spark Plug Wire	2.0L	Base	SPECIAL ORDER ONLY	SPW4528HU-D

Vehicle	Part Type	Engine Size	Trim	Note(s)	Part Number
<b>2005 Kia (cont'd)</b>					
Sportage	Engine Crankshaft Position Sensor	2.0L	LX		CPS8176-HU
Sportage	Ignition Coil	2.0L	LX		IGC0152
Sportage	Ignition Coil	2.7L	EX, LX		IGC8743
<b>2006 Kia</b>					
Amanti	Ignition Coil	3.5L	Base		IGC0156
Magentis	Engine Camshaft Position Sensor	2.4L	LX		CPS8138HU-D
Magentis	Engine Crankshaft Position Sensor	2.4L	LX		CPS8168HU-D
Magentis	Ignition Coil	2.4L	LX		IGC0134
Magentis	Spark Plug Wire	2.7L	LX	SPECIAL ORDER ONLY	SPW4337HU-D
Magentis	Spark Plug Wire	2.4L	LX	SPECIAL ORDER ONLY	SPW4376HU-D
Optima	Engine Crankshaft Position Sensor	2.4L	EX, LX		CPS8168HU-D
Optima	Ignition Coil	2.4L	EX, LX	To 09/30/2005	IGC0134
Optima	Spark Plug Wire	2.7L	EX, LX	SPECIAL ORDER ONLY	SPW4337HU-D
Optima	Spark Plug Wire	2.4L	EX, LX	SPECIAL ORDER ONLY	SPW4376HU-D
Rio	Engine Camshaft Position Sensor	1.6L	Base, LX		CPS8183HU-D
Rio	Ignition Coil	1.6L	Base, LX		IGC0161
Rio5	Engine Camshaft Position Sensor	1.6L	SX		CPS8183HU-D
Rio5	Ignition Coil	1.6L	SX		IGC0161
Sedona	Ignition Coil	3.8L	EX, LX		IGC0168
Sorento	Ignition Coil	3.5L	EX, LX		IGC0154
Spectra	Engine Crankshaft Position Sensor	2.0L	EX, SX		CPS8176-HU
Spectra	Ignition Coil	2.0L	EX, SX		IGC0152
Spectra	Spark Plug Wire	2.0L	EX, SX	SPECIAL ORDER ONLY	SPW4528HU-D
Spectra5	Engine Crankshaft Position Sensor	2.0L	Base		CPS8176-HU
Spectra5	Ignition Coil	2.0L	Base		IGC0152
Spectra5	Spark Plug Wire	2.0L	Base	SPECIAL ORDER ONLY	SPW4528HU-D
Sportage	Engine Crankshaft Position Sensor	2.0L	LX		CPS8176-HU
Sportage	Ignition Coil	2.0L	LX		IGC0152
Sportage	Ignition Coil	2.7L	EX, LX		IGC8743
<b>2007 Kia</b>					
Amanti	Ignition Coil	3.8L	Base		IGC0168

Vehicle	Part Type	Engine Size	Trim	Note(s)	Part Number
<b>2007 Kia (cont'd)</b>					
Rio	Engine Camshaft Position Sensor	1.6L	Base, LX, SX		CPS8183HU-D
Rio	Ignition Coil	1.6L	Base, LX, SX		IGC0161
Rio5	Engine Camshaft Position Sensor	1.6L	SX		CPS8183HU-D
Rio5	Ignition Coil	1.6L	SX		IGC0161
Rondo	Ignition Coil	2.7L	EX, LX		IGC0171
Sedona	Ignition Coil	3.8L	Base, EX, LX		IGC0168
Sorento	Ignition Coil	3.8L	Base, EX, LX		IGC0168
Spectra	Engine Crankshaft Position Sensor	2.0L	EX, LX, SX		CPS8176-HU
Spectra	Spark Plug Wire	2.0L	EX, LX, SX	SPECIAL ORDER ONLY	SPW4528HU-D
Spectra5	Engine Crankshaft Position Sensor	2.0L	SX		CPS8176-HU
Sportage	Engine Crankshaft Position Sensor	2.0L	LX		CPS8176-HU
Sportage	Ignition Coil	2.0L	LX	To 06/22/2007	IGC0152
Sportage	Ignition Coil	2.7L	EX, LX		IGC8743
<b>2008 Kia</b>					
Amanti	Ignition Coil	3.8L	Base		IGC0168
Magentis	Ignition Coil	2.7L	LX, Luxury		IGC0171
Optima	Ignition Coil	2.7L	EX, LX		IGC0171
Rio	Engine Camshaft Position Sensor	1.6L	Base, EX, EX Convenience, LX, SX		CPS8183HU-D
Rio	Ignition Coil	1.6L	Base, EX, EX Convenience, LX, SX		IGC0161
Rio5	Engine Camshaft Position Sensor	1.6L	EX, EX Convenience, EX Sport, LX, SX		CPS8183HU-D
Rio5	Ignition Coil	1.6L	EX, EX Convenience, EX Sport, LX, SX		IGC0161
Rondo	Ignition Coil	2.7L	EX, EX Luxury, LX		IGC0171
Rondo	Ignition Coil	2.4L	EX, EX Premium, LX		IGC0175
Sedona	Ignition Coil	3.8L	Base, EX, EX Luxury, EX Power, LX		IGC0168
Sorento	Ignition Coil	3.3L, 3.8L	Base, EX, LX, Luxury		IGC0168
Spectra	Engine Crankshaft Position Sensor	2.0L	EX, LX, LX Convenience, LX Premium, SX		CPS8176-HU
Spectra5	Engine Crankshaft Position Sensor	2.0L	LX, LX Convenience, SX		CPS8176-HU
Sportage	Engine Crankshaft Position Sensor	2.0L	LX, LX Convenience		CPS8176-HU
Sportage	Ignition Coil	2.7L	EX, LX, LX Luxury		IGC8743
<b>2009 Kia</b>					
Amanti	Ignition Coil	3.8L	Base, Luxury		IGC0168



Vehicle	Part Type	Engine Size	Trim	Note(s)	Part Number
<b>2009 Kia (cont'd)</b>					
Borrego	Ignition Coil	3.8L	EX, LX		IGC0168
Borrego	Ignition Coil	4.6L	EX, LX		IGC0175
Magentis	Ignition Coil	2.7L	LX, SX		IGC0171
Magentis	Ignition Coil	2.4L	LX, LX Premium, SX		IGC0175
Optima	Ignition Coil	2.7L	EX, LX, SX		IGC0171
Rio	Engine Camshaft Position Sensor	1.6L	Base, EX, EX Convenience, LX, SX		CPS8183HU-D
Rio	Ignition Coil	1.6L	Base, EX, EX Convenience, LX, SX		IGC0161
Rio5	Engine Camshaft Position Sensor	1.6L	EX, EX Convenience, EX Sport, LX, SX		CPS8183HU-D
Rio5	Ignition Coil	1.6L	EX, EX Convenience, EX Sport, LX, SX		IGC0161
Rondo	Ignition Coil	2.7L	EX, LX		IGC0171
Rondo	Ignition Coil	2.4L	EX, LX		IGC0175
Sedona	Ignition Coil	3.8L	Base, EX, LX		IGC0168
Sorento	Ignition Coil	3.3L	Base, L, LX, LX Luxury		IGC0168
Spectra	Engine Crankshaft Position Sensor	2.0L	EX, LX, SX		CPS8176-HU
Spectra5	Engine Crankshaft Position Sensor	2.0L	LX, SX		CPS8176-HU
Sportage	Engine Crankshaft Position Sensor	2.0L	LX		CPS8176-HU
Sportage	Ignition Coil	2.7L	EX, LX		IGC8743
<b>2010 Kia</b>					
Borrego	Ignition Coil	3.8L	EX, LX		IGC0168
Borrego	Ignition Coil	4.6L	EX, LX		IGC0175
Forte	Ignition Coil	2.0L, 2.4L	EX, LX, SX		IGC0175
Forte Koup	Ignition Coil	2.0L, 2.4L	EX, SX		IGC0175
Magentis	Ignition Coil	2.7L	LX, SX	To 04/22/2010	IGC0171
Magentis	Ignition Coil	2.4L	LX, LX Premium, SX	To 04/22/2010	IGC0175
Optima	Ignition Coil	2.7L	EX, LX, SX		IGC0171
Optima	Ignition Coil	2.4L	EX, LX, SX		IGC0175
Rio	Engine Camshaft Position Sensor	1.6L	Base, EX, EX Convenience, LX, SX		CPS8183HU-D
Rio	Ignition Coil	1.6L	Base, EX, EX Convenience, LX, SX		IGC0161
Rio5	Engine Camshaft Position Sensor	1.6L	EX, EX Convenience, EX Sport, LX, SX		CPS8183HU-D
Rio5	Ignition Coil	1.6L	EX, EX Convenience, EX Sport, LX, SX		IGC0161
Rondo	Ignition Coil	2.7L	EX, LX		IGC0171
Rondo	Ignition Coil	2.4L	EX, LX		IGC0175
Sedona	Ignition Coil	3.8L	Base, EX, LX		IGC0168
Soul	Ignition Coil	1.6L	Base		IGC4035-D

Vehicle	Part Type	Engine Size	Trim	Note(s)	Part Number
<b>2010 Kia (cont'd)</b>					
Sportage	Ignition Coil	2.7L	EX, LX	To 29/01/2010	IGC8743
<b>2011 Kia</b>					
Borrego	Ignition Coil	3.8L	EX, LX		IGC0168
Borrego	Ignition Coil	4.6L	EX, LX		IGC0175
Forte	Ignition Coil	2.0L, 2.4L	EX, LX, SX		IGC0175
Forte Koup	Ignition Coil	2.0L, 2.4L	EX, SX		IGC0175
Optima	Ignition Coil	2.4L	EX, Hybrid, LX		IGC0175
Optima	Manifold Absolute Pressure Sensor	2.0L	EX, SX		PRS8203HU-D
Rio	Engine Camshaft Position Sensor	1.6L	Base, EX, EX Convenience, LX, SX		CPS8183HU-D
Rio	Ignition Coil	1.6L	Base, EX, EX Convenience, LX, SX		IGC0161
Rio5	Engine Camshaft Position Sensor	1.6L	EX, EX Convenience, EX Sport, LX, SX		CPS8183HU-D
Rio5	Ignition Coil	1.6L	EX, EX Convenience, EX Sport, LX, SX		IGC0161
Rondo	Ignition Coil	2.7L	EX Luxury		IGC0171
Rondo	Ignition Coil	2.4L	EX, EX Premium, LX		IGC0175
Sedona	Ignition Coil	3.5L	EX, LX		IGC0168
Sorento	Ignition Coil	3.5L	EX, LX, SX		IGC0168
Sorento	Ignition Coil	2.4L	Base, EX, LX		IGC0175
Soul	Ignition Coil	1.6L	Base		IGC4035-D
Sportage	Ignition Coil	2.4L	Base, EX, LX		IGC0175
Sportage	Manifold Absolute Pressure Sensor	2.0L	SX		PRS8203HU-D
<b>2012 Kia</b>					
Forte	Ignition Coil	2.0L, 2.4L	EX, LX, SX, SX Luxury		IGC0175
Forte5	Ignition Coil	2.0L, 2.4L	EX, LX, SX, SX Luxury		IGC0175
Forte Koup	Ignition Coil	2.0L, 2.4L	EX, SX, SX Luxury		IGC0175
Optima	Ignition Coil	2.4L	EX, Hybrid, LX		IGC0175
Optima	Manifold Absolute Pressure Sensor	2.0L	EX, SX		PRS8203HU-D
Rio	Engine Camshaft Position Sensor	1.6L	EX, LX, LX+, SX	With Hall-type sensor, To 26/09/2011	CPS8183HU-D
Rio	Ignition Coil	1.6L	EX, LX, LX+, SX		IGC4080-HU
Rondo	Ignition Coil	2.7L	EX, EX Luxury, EX Premium, LX		IGC0171
Rondo	Ignition Coil	2.4L	EX, EX Luxury, EX Premium, LX		IGC0175
Sedona	Ignition Coil	3.5L	EX, LX		IGC0168
Sorento	Ignition Coil	3.5L	EX, LX, SX		IGC0168
Sorento	Ignition Coil	2.4L	Base, EX, LX		IGC0175
Soul	Ignition Coil	1.6L	Base		IGC4080-HU

Vehicle	Part Type	Engine Size	Trim	Note(s)	Part Number
<b>2012 Kia (cont'd)</b>					
Sportage	Ignition Coil	2.4L	Base, EX, LX		IGC0175
Sportage	Manifold Absolute Pressure Sensor	2.0L	SX		PRS8203HU-D
<b>2013 Kia</b>					
Forte	Ignition Coil	2.0L, 2.4L	EX, LX, LX Plus, SX, SX Luxury	To 03/31/2013	IGC0175
Forte5	Ignition Coil	2.0L, 2.4L	EX, LX, LX Plus, SX, SX Luxury	To 03/31/2013	IGC0175
Forte Koup	Ignition Coil	2.0L, 2.4L	EX, SX, SX Luxury	To 03/31/2013	IGC0175
Optima	Ignition Coil	2.4L	EX, EX Luxury, Hybrid, Hybrid EX, Hybrid LX, Hybrid Premium, LX		IGC0175
Optima	Manifold Absolute Pressure Sensor	2.0L	EX, SX, SXL		PRS8203HU-D
Rio	Ignition Coil	1.6L	EX, LX, LX+, SX		IGC4080-HU
Sorento	Ignition Coil	3.5L	EX, EX Luxury, LX, SX		IGC0168
Sorento	Ignition Coil	2.4L	EX, LX		IGC0175
Soul	Ignition Coil	1.6L	Base		IGC4080-HU
Sportage	Ignition Coil	2.4L	Base, EX, EX Luxury, LX		IGC0175
Sportage	Manifold Absolute Pressure Sensor	2.0L	SX		PRS8203HU-D
<b>2014 Kia</b>					
Cadenza	Ignition Coil	3.3L	Base, Limited, Premium		IGC0168
Forte5	Manifold Absolute Pressure Sensor	1.6L	SX		PRS8203HU-D
Forte Koup	Manifold Absolute Pressure Sensor	1.6L	SX, SX Luxury		PRS8203HU-D
Optima	Ignition Coil	2.4L	EX, EX Luxury, Hybrid EX, Hybrid EX Premium, Hybrid LX, LX, SX		IGC0175
Optima	Manifold Absolute Pressure Sensor	2.0L	Limited, SX Turbo, SXL Turbo		PRS8203HU-D
Rio	Ignition Coil	1.6L	EX, LX, SX		IGC4080-HU
Sedona	Ignition Coil	3.5L	EX, EX Luxury, LX, LX Convenience		IGC0168
Sorento	Ignition Coil	3.3L	EX, LX, Limited, SX		IGC0168
Sorento	Ignition Coil	2.4L	LX		IGC0175
Soul	Ignition Coil	1.6L	Base, LX		IGC4080-HU
Sportage	Ignition Coil	2.4L	EX, EX Luxury, LX		IGC0175
Sportage	Manifold Absolute Pressure Sensor	2.0L	SX		PRS8203HU-D
<b>2015 Kia</b>					
Cadenza	Ignition Coil	3.3L	Base, Limited, Premium		IGC0168
Forte5	Manifold Absolute Pressure Sensor	1.6L	SX		PRS8203HU-D

Vehicle	Part Type	Engine Size	Trim	Note(s)	Part Number
<b>2015 Kia (cont'd)</b>					
Forte Koup	Manifold Absolute Pressure Sensor	1.6L	SX, SX Luxury		PRS8203HU-D
K900	Ignition Coil	3.8L	V6		IGC0168
K900	Ignition Coil	5.0L	V8 Elite, V8 Luxury, V8 Premium	To 04/17/2015	IGC0175
Optima	Ignition Coil	2.4L	EX, EX Luxury, Hybrid EX, Hybrid LX, LX, SX		IGC0175
Optima	Manifold Absolute Pressure Sensor	2.0L	Limited, SX Turbo, SXL Turbo		PRS8203HU-D
Rio	Ignition Coil	1.6L	EX, LX, SX		IGC4080-HU
Sedona	Ignition Coil	3.3L	EX, L, LX, Limited, SX, SXL		IGC0168
Sorento	Ignition Coil	3.3L	EX, LX, Limited, SX		IGC0168
Sorento	Ignition Coil	2.4L	LX		IGC0175
Soul	Ignition Coil	1.6L	Base, LX		IGC4080-HU
Sportage	Ignition Coil	2.4L	EX, EX Luxury, LX		IGC0175
Sportage	Manifold Absolute Pressure Sensor	2.0L	SX		PRS8203HU-D
<b>2016 Kia</b>					
Cadenza	Ignition Coil	3.3L	Base, Limited, Premium		IGC0168
Forte5	Manifold Absolute Pressure Sensor	1.6L	SX		PRS8203HU-D
Forte Koup	Manifold Absolute Pressure Sensor	1.6L	SX, SX Luxury		PRS8203HU-D
K900	Ignition Coil	3.8L, 5.0L	V6, V6 Luxury, V6 Premium, V8 Elite, V8 Luxury		IGC0175
Optima	Ignition Coil	2.4L	Hybrid, Hybrid EX, Hybrid EX Premium, Hybrid LX	ELECTRIC/GAS	IGC0175
Rio	Ignition Coil	1.6L	EX, LX, SX		IGC4080-HU
Sedona	Ignition Coil	3.3L	EX, L, LX, SX, SXL		IGC0168
Sorento	Ignition Coil	3.3L	EX, LX, SX, SX Limited		IGC0168
Sorento	Manifold Absolute Pressure Sensor	2.0L	EX, LX, SX, SX Limited		PRS8203HU-D
Soul	Ignition Coil	1.6L	LX	CAN	IGC4080-HU
Sportage	Ignition Coil	2.4L	EX, EX Luxury, LX		IGC0175
Sportage	Manifold Absolute Pressure Sensor	2.0L	SX		PRS8203HU-D
<b>2017 Kia</b>					
K900	Ignition Coil	3.8L	V6 Premium	CAN	IGC0168
K900	Ignition Coil	5.0L	V8 Elite	CAN	IGC0175
Sedona	Ignition Coil	3.3L	EX, L, LX, SX, SXL		IGC0168
Sorento	Ignition Coil	3.3L	EX, EX Pack, LX, SX, SX Limited, SXL		IGC0168

Vehicle	Part Type	Engine Size	Trim	Note(s)	Part Number
<b>2018 Kia</b>					
Sedona	Ignition Coil	3.3L	EX, L, LX, SX, SX Limited, SXL		IGC0168
Sorento	Ignition Coil	3.3L	EX, EX Pack, LX, SX, SX Limited, SXL		IGC0168
<b>1987 Isuzu</b>					
Pickup	Engine Coolant Temperature Sensor	2.3L	Base, DLX, LS	Actual OE	TMS0004
<b>1988 Isuzu</b>					
Pickup	Engine Coolant Temperature Sensor	2.3L, 2.6L	1 Ton, LS, S	Actual OE	TMS0004
Trooper	Engine Coolant Temperature Sensor	2.6L	LS, S, XS	Actual OE	TMS0004
<b>1989 Isuzu</b>					
Amigo	Engine Coolant Temperature Sensor	2.6L	S, XS	Actual OE	TMS0004
Pickup	Engine Coolant Temperature Sensor	2.3L, 2.6L	1 Ton, LS, S, XS	Actual OE	TMS0004
Trooper	Engine Coolant Temperature Sensor	2.6L	LS, RS, S, XS	Actual OE	TMS0004
<b>1990 Isuzu</b>					
Amigo	Engine Coolant Temperature Sensor	2.6L	S, XS	Actual OE	TMS0004
Pickup	Engine Coolant Temperature Sensor	2.3L, 2.6L	1 Ton, LS, S, XS	Actual OE	TMS0004
Trooper	Engine Coolant Temperature Sensor	2.6L	LS, RS, S, XS	Actual OE	TMS0004
<b>1991 Isuzu</b>					
Amigo	Engine Coolant Temperature Sensor	2.6L	S, XS	Actual OE	TMS0004
Pickup	Engine Coolant Temperature Sensor	2.3L, 2.6L	1 Ton, LS, S	Actual OE	TMS0004
Rodeo	Engine Coolant Temperature Sensor	2.6L	LS, S, XS	Actual OE	TMS0004
Trooper	Engine Coolant Temperature Sensor	2.6L	LS, S, SE, XS	Actual OE	TMS0004

Vehicle	Part Type	Engine Size	Trim	Note(s)	Part Number
<b>1992 Isuzu</b>					
Amigo	Engine Coolant Temperature Sensor	2.6L	S, XS	Actual OE	TMS0004
Pickup	Engine Coolant Temperature Sensor	2.3L, 2.6L	1 Ton, LS, S	Actual OE	TMS0004
Rodeo	Engine Coolant Temperature Sensor	2.6L	LS, S, XS	Actual OE	TMS0004
Trooper	Starter Motor	3.2L	LS, S	Actual OE	STR0009
<b>1993 Isuzu</b>					
Amigo	Engine Coolant Temperature Sensor	2.6L	S, XS	Actual OE	TMS0004
Pickup	Engine Coolant Temperature Sensor	2.3L, 2.6L	S	Actual OE	TMS0004
Rodeo	Engine Coolant Temperature Sensor	2.6L	LS, S	Actual OE	TMS0004
Trooper	Starter Motor	3.2L	LS, RS, S	Actual OE	STR0009
<b>1994 Isuzu</b>					
Amigo	Engine Coolant Temperature Sensor	2.6L	S, XS	Actual OE	TMS0004
Pickup	Engine Coolant Temperature Sensor	2.3L, 2.6L	S	Actual OE	TMS0004
Rodeo	Engine Coolant Temperature Sensor	2.6L	LS, S	Actual OE	TMS0004
Trooper	Starter Motor	3.2L	LS, RS, S	Actual OE	STR0009
<b>1995 Isuzu</b>					
Pickup	Engine Coolant Temperature Sensor	2.3L, 2.6L	S	Actual OE	TMS0004
Rodeo	Engine Coolant Temperature Sensor	2.6L	LS, S	Actual OE	TMS0004
Trooper	Starter Motor	3.2L	LS, Limited, RS, S	Actual OE	STR0009
<b>1996 Isuzu</b>					
Hombre	Engine Water Pump	2.2L	S, XS	Gasket, Actual OE	WUP0010
Rodeo	Ignition Coil	3.2L	LS, S	Actual OE	IGC0047
Rodeo	Engine Coolant Temperature Sensor	2.6L	LS, S	Actual OE	TMS0004
Trooper	Ignition Coil	3.2L	LS, S, SE	Actual OE	IGC0047

Vehicle	Part Type	Engine Size	Trim	Note(s)	Part Number
<b>1996 Isuzu (cont'd)</b>					
Trooper	Starter Motor	3.2L	LS, S, SE	Actual OE	STR0009
<b>1997 Isuzu</b>					
Hombre	Engine Water Pump	2.2L	S, XS	Gasket, Actual OE	WUP0010
Rodeo	Ignition Coil	3.2L	LS, S	Actual OE	IGC0047
Trooper	Ignition Coil	3.2L	LS, Ltd, S	Actual OE	IGC0047
Trooper	Starter Motor	3.2L	LS, Ltd, S	Actual OE	STR0009
<b>1998 Isuzu</b>					
Amigo	Alternator	3.2L	S	Actual OE	ALR0029
Amigo	Ignition Coil	3.2L	S	Actual OE	IGC0048
Amigo	Ignition Coil	2.2L	S		IGC8805
Hombre	Engine Water Pump	2.2L	S, XS	Gasket, Actual OE	WUP0010
Oasis	Ignition Coil	2.3L	LS, S		IGC8810-D
Rodeo	Alternator	3.2L	LS, S	Actual OE	ALR0029
Rodeo	Alternator	2.2L	S	Actual OE	ALR0045
Rodeo	Ignition Coil	3.2L	LS, S	Actual OE	IGC0048
Rodeo	Ignition Coil	2.2L	S		IGC8805
Trooper	Fuel Pump	3.5L	S	SPECIAL ORDER ONLY	FUP3303-D
Trooper	Ignition Coil	3.5L	S	Actual OE	IGC0048
Trooper	Starter Motor	3.5L	S	Actual OE	STR0009
<b>1999 Isuzu</b>					
Amigo	Alternator	3.2L	S	w/ Core, Actual OE	ALR0029
Amigo	Alternator	3.2L	S	w/o Core, Actual OE	ALR0045
Amigo	Ignition Coil	3.2L	S	Actual OE	IGC0048
Amigo	Ignition Coil	2.2L	S		IGC8805
Hombre	Engine Water Pump	2.2L	S, XS	Gasket, Actual OE	WUP0010
Oasis	Ignition Coil	2.3L	LS, S		IGC8810-D
Rodeo	Alternator	2.2L, 3.2L	LS, LSE, S	Actual OE	ALR0045
Rodeo	Ignition Coil	3.2L	LS, LSE, S	Actual OE	IGC0048
Rodeo	Ignition Coil	2.2L	LSE, S		IGC8805
Trooper	Fuel Pump	3.5L	S	SPECIAL ORDER ONLY	FUP3303-D
Trooper	Ignition Coil	3.5L	S	Actual OE	IGC0048
Trooper	Starter Motor	3.5L	S	Actual OE	STR0009
VehiCROSS	Fuel Pump	3.5L	Base	SPECIAL ORDER ONLY	FUP3303-D
VehiCROSS	Ignition Coil	3.5L	Base	Actual OE	IGC0049
<b>2000 Isuzu</b>					
Amigo	Alternator	3.2L	S	w/ Core, Actual OE	ALR0029

Vehicle	Part Type	Engine Size	Trim	Note(s)	Part Number
<b>2000 Isuzu (cont'd)</b>					
Amigo	Alternator	3.2L	S	w/o Core, Actual OE	ALR0045
Amigo	Ignition Coil	2.2L	S		IGC8805
Hombre	Engine Water Pump	2.2L	S, XS	Gasket, Actual OE	WUP0010
Rodeo	Alternator	2.2L, 3.2L	LS, LSE, S	Actual OE	ALR0045
Rodeo	Ignition Coil	2.2L	LSE, S		IGC8805
Trooper	Fuel Pump	3.5L	LS, Limited, S	SPECIAL ORDER ONLY	FUP3303-D
Trooper	Ignition Coil	3.5L	LS, Limited, S	To 07/1999, Actual OE	IGC0048
Trooper	Starter Motor	3.5L	LS, Limited, S	Actual OE	STR0009
VehiCROSS	Fuel Pump	3.5L	Base	SPECIAL ORDER ONLY	FUP3303-D
VehiCROSS	Ignition Coil	3.5L	Base	Actual OE	IGC0049
<b>2001 Isuzu</b>					
Rodeo	Alternator	2.2L, 3.2L	LS, LSE, S, S V6	Actual OE	ALR0045
Rodeo	Ignition Coil	2.2L	S		IGC8805
Rodeo Sport	Alternator	3.2L	S V6	Actual OE	ALR0045
Rodeo Sport	Ignition Coil	2.2L	S		IGC8805
Trooper	Fuel Pump	3.5L	LS, Limited, S	SPECIAL ORDER ONLY	FUP3303-D
Trooper	Starter Motor	3.5L	LS, Limited, S	Actual OE	STR0009
VehiCROSS	Fuel Pump	3.5L	Base	SPECIAL ORDER ONLY	FUP3303-D
VehiCROSS	Ignition Coil	3.5L	Base	Actual OE	IGC0049
<b>2002 Isuzu</b>					
Axiom	Alternator	3.5L	Base, XS	Actual OE	ALR0045
Rodeo	Alternator	2.2L, 3.2L	LS, LSE, S, S V6	Actual OE	ALR0045
Rodeo	Ignition Coil	2.2L	S		IGC8805
Rodeo Sport	Alternator	3.2L	S V6	Actual OE	ALR0045
Rodeo Sport	Ignition Coil	2.2L	S		IGC8805
Trooper	Fuel Pump	3.5L	LS, Limited, S	SPECIAL ORDER ONLY	FUP3303-D
Trooper	Starter Motor	3.5L	LS, Limited, S	Actual OE	STR0009
<b>2003 Isuzu</b>					
Axiom	Alternator	3.5L	Base, XS	Actual OE	ALR0045
Rodeo	Alternator	2.2L, 3.2L	LS, LSE, S, S V6	Actual OE	ALR0045
Rodeo	Ignition Coil	2.2L	LS, LSE, S		IGC8805
Rodeo Sport	Alternator	3.2L	S V6	Actual OE	ALR0045
Rodeo Sport	Ignition Coil	2.2L	S		IGC8805



Vehicle	Part Type	Engine Size	Trim	Note(s)	Part Number
<b>2004 Isuzu</b>					
Axiom	Mass Air Flow Sensor	3.5L	S, XS	Actual OE	MAF0032
Rodeo	Alternator	3.2L	S	Actual OE	ALR0045
Rodeo	Mass Air Flow Sensor	3.5L	S	Actual OE	MAF0032
<b>2006 Isuzu</b>					
Ascender	Mass Air Flow Sensor	4.2L	Base, LS	Actual OE, 5 Pins	MAF0034
i-280	Mass Air Flow Sensor	2.8L	Base	Actual OE	MAF0013
i-350	Mass Air Flow Sensor	3.5L	Base	Actual OE	MAF0013
<b>2007 Isuzu</b>					
Ascender	Mass Air Flow Sensor	4.2L	S	Actual OE, 5 Pins	MAF0034
i-290	Mass Air Flow Sensor	2.9L	LS, S	Actual OE, 5 Pins	MAF0034
i-370	Mass Air Flow Sensor	3.7L	LS	Actual OE	MAF0013
<b>2008 Isuzu</b>					
Ascender	Mass Air Flow Sensor	4.2L	S	Actual OE, 5 Pins	MAF0034
i-290	Mass Air Flow Sensor	2.9L	S	Actual OE, 5 Pins	MAF0034
i-370	Mass Air Flow Sensor	3.7L	LS	Actual OE, 5 Pins	MAF0034
<b>1989 Mazda</b>					
B2600	Ignition Coil	2.6L	Base, LX, SE-5	Actual OE	IGC0045
MPV	Ignition Coil	2.6L	Cargo, Passenger	Actual OE	IGC0045
<b>1990 Mazda</b>					
MPV	Ignition Coil	2.6L	Cargo, Passenger	Actual OE	IGC0045
<b>1991 Mazda</b>					
MPV	Ignition Coil	2.6L	Cargo, Passenger	Actual OE	IGC0045
<b>1992 Mazda</b>					
929	Ignition Coil	3.0L	Base	Actual OE	IGC0045
MPV	Ignition Coil	2.6L	Cargo, Passenger	Actual OE	IGC0045
<b>1993 Mazda</b>					
929	Ignition Coil	3.0L	Base	Actual OE	IGC0045
MPV	Ignition Coil	2.6L	Passenger	Actual OE	IGC0045
<b>1994 Mazda</b>					
626	Mass Air Flow Sensor	2.0L	DX, LX	4, Automatic, Actual OE	MAF0064

Vehicle	Part Type	Engine Size	Trim	Note(s)	Part Number
<b>1994 Mazda (cont'd)</b>					
929	Ignition Coil	3.0L	Base	Actual OE	IGC0045
MPV	Ignition Coil	2.6L	Passenger	Actual OE	IGC0045
MX-6	Mass Air Flow Sensor	2.0L	Base	4, Automatic, Actual OE	MAF0064
Navajo	Mass Air Flow Sensor	4.0L	DX, LX	Actual OE	MAF0007
<b>1995 Mazda</b>					
323	Fuel Pump	1.6L	Base	W/ FUEL PUMP STRAINER, SPECIAL ORDER ONLY	FUP3362HU-D
323	Ignition Coil	1.6L, 1.8L	Base, LS		IGC8470HU-D
626	Fuel Pump	2.0L, 2.5L	DX, ES, LX	SPECIAL ORDER ONLY	FUP3303-D
626	Mass Air Flow Sensor	2.0L	DX, LX	4, Automatic, Actual OE	MAF0064
929	Fuel Pump	3.0L	Base	DENSO; W/ FUEL PUMP STRAINER, SPECIAL ORDER ONLY	FUP3362HU-D
929	Ignition Coil	3.0L	Base	Actual OE	IGC0045
B2300	Ignition Coil	2.3L	Base, SE	GAS	IGC0195
B3000	Idle Air Control Valve	3.0L	Base, SE	U, Actual OE	ABV0048
Miata	Fuel Pump	1.8L	Base, M Edition	W/ FUEL PUMP STRAINER, SPECIAL ORDER ONLY	FUP3362HU-D
Millenia	Fuel Pump	2.5L	Base, L	W/ FUEL PUMP STRAINER, SPECIAL ORDER ONLY	FUP3362HU-D
Millenia	Ignition Coil	2.3L	S	From 10/01/1994, Actual OE	IGC0019
MPV	Fuel Pump	3.0L	L, LX, LXE	W/ FUEL PUMP STRAINER; NIPPONDENSO, From 01/12/1994, SPECIAL ORDER ONLY	FUP3362HU-D
MX-3	Fuel Pump	1.6L, 1.8L	Base, Precedia	W/ FUEL PUMP STRAINER, SPECIAL ORDER ONLY	FUP3362HU-D
MX-6	Fuel Pump	2.0L, 2.5L	Base, LS	SPECIAL ORDER ONLY	FUP3303-D
MX-6	Mass Air Flow Sensor	2.0L	Base	4, Automatic, Actual OE	MAF0064
Protege	Fuel Pump	1.5L, 1.8L	DX, ES, LX, S	SPECIAL ORDER ONLY	FUP3362HU-D

Vehicle	Part Type	Engine Size	Trim	Note(s)	Part Number
<b>1995 Mazda (cont'd)</b>					
Protege	Ignition Coil	1.5L, 1.8L	DX, ES, LX, S		IGC8470HU-D
<b>1996 Mazda</b>					
626	Fuel Pump	2.0L, 2.5L	DX, ES, LX	SPECIAL ORDER ONLY	FUP3303-D
626	Mass Air Flow Sensor	2.0L	DX, LX	4, Automatic, Actual OE	MAF0063
B2300	Ignition Coil	2.3L	Base, SE	GAS	IGC0195
B3000	Idle Air Control Valve	3.0L	Base, SE	U, Actual OE	ABV0048
B4000	Idle Air Control Valve	4.0L	LE, SE	X, Actual OE	ABV0069
Miata	Fuel Pump	1.8L	Base, M Edition	W/ FUEL PUMP STRAINER, SPECIAL ORDER ONLY	FUP3362HU-D
Millenia	Fuel Pump	2.5L	Base, L	W/ FUEL PUMP STRAINER, SPECIAL ORDER ONLY	FUP3362HU-D
Millenia	Ignition Coil	2.3L	S	Actual OE	IGC0019
MPV	Fuel Pump	3.0L	DX, ES, LX	W/ FUEL PUMP STRAINER, SPECIAL ORDER ONLY	FUP3362HU-D
MX-3	Fuel Pump	1.6L	Precedia	W/ FUEL PUMP STRAINER, SPECIAL ORDER ONLY	FUP3362HU-D
MX-6	Fuel Pump	2.0L, 2.5L	Base, LS, M Edition	SPECIAL ORDER ONLY	FUP3303-D
MX-6	Mass Air Flow Sensor	2.0L	Base	4, Automatic, Actual OE	MAF0063
Protege	Fuel Pump	1.5L, 1.8L	DX, ES, LX	SPECIAL ORDER ONLY	FUP3362HU-D
<b>1997 Mazda</b>					
626	Fuel Pump	2.0L, 2.5L	DX, ES, LX	SPECIAL ORDER ONLY	FUP3303-D
626	Mass Air Flow Sensor	2.0L	DX, LX	4, Automatic, Actual OE	MAF0063
B2300	Ignition Coil	2.3L	Base, SE	GAS	IGC0195
B4000	Idle Air Control Valve	4.0L	Base, SE	X, Actual OE	ABV0067
Miata	Fuel Pump	1.8L	Base, M Edition, STO	W/ FUEL PUMP STRAINER, SPECIAL ORDER ONLY	FUP3362HU-D

Vehicle	Part Type	Engine Size	Trim	Note(s)	Part Number
<b>1997 Mazda (cont'd)</b>					
Millenia	Fuel Pump	2.5L	Base, L	W/ FUEL PUMP STRAINER, SPECIAL ORDER ONLY	FUP3362HU-D
Millenia	Ignition Coil	2.3L	S	Actual OE	IGC0019
MPV	Fuel Pump	3.0L	ES, LX	W/ FUEL PUMP STRAINER, SPECIAL ORDER ONLY	FUP3362HU-D
MX-6	Fuel Pump	2.0L, 2.5L	Base, LS	SPECIAL ORDER ONLY	FUP3303-D
MX-6	Mass Air Flow Sensor	2.0L	Base	4, Automatic, Actual OE	MAF0063
Protege	Fuel Pump	1.5L, 1.8L	DX, ES, LX	SPECIAL ORDER ONLY	FUP3362HU-D
<b>1998 Mazda</b>					
626	Fuel Pump	2.0L, 2.5L	DX, ES, LX	SPECIAL ORDER ONLY	FUP3303-D
626	Ignition Coil	2.0L	DX, LX	GAS	IGC0195
B2500	Fuel Pump	2.5L	SE	To 17/08/1998, Extended Cab Pickup, SPECIAL ORDER ONLY	FUP3303-D
B2500	Fuel Pump	2.5L	SE, SX	To 17/08/1998, Standard Cab Pickup, SPECIAL ORDER ONLY	FUP3303-D
B2500	Ignition Coil	2.5L	SE, SX	GAS	IGC0195
B4000	Idle Air Control Valve	4.0L	SE	X, Actual OE	ABV0067
B4000	Fuel Pump	4.0L	SE	To 17/08/1998, SPECIAL ORDER ONLY	FUP3303-D
Millenia	Fuel Pump	2.5L	Base, L	W/ FUEL PUMP STRAINER, SPECIAL ORDER ONLY	FUP3362HU-D
Millenia	Ignition Coil	2.3L	S	Actual OE	IGC0019
MPV	Fuel Pump	3.0L	ES, LX	W/ FUEL PUMP STRAINER, SPECIAL ORDER ONLY	FUP3362HU-D
Protege	Fuel Pump	1.5L, 1.8L	DX, ES, LX	SPECIAL ORDER ONLY	FUP3362HU-D
<b>1999 Mazda</b>					
626	Fuel Pump	2.0L, 2.5L	ES, LX	SPECIAL ORDER ONLY	FUP3303-D
626	Ignition Coil	2.0L	ES, LX	GAS	IGC0195
B2500	Ignition Coil	2.5L	SE, SX, Troy Lee	GAS	IGC0195

Vehicle	Part Type	Engine Size	Trim	Note(s)	Part Number
<b>1999 Mazda (cont'd)</b>					
B4000	Idle Air Control Valve	4.0L	SE	X, Actual OE	ABV0067
Miata	Alternator	1.8L	10th Anniversary, Base	Actual OE	ALR0030
Miata	Manifold Absolute Pressure Sensor	1.8L	10th Anniversary, Base	Actual OE	PRS0015
Millenia	Fuel Pump	2.5L	Base	W/ FUEL PUMP STRAINER, SPECIAL ORDER ONLY	FUP3362HU-D
Millenia	Ignition Coil	2.3L	S	Actual OE	IGC0019
Protege	Mass Air Flow Sensor	1.6L	DX, LX		MAF5067
<b>2000 Mazda</b>					
626	Fuel Pump	2.0L, 2.5L	ES, LX	SPECIAL ORDER ONLY	FUP3303-D
626	Ignition Coil	2.0L	ES, LX	GAS	IGC0195
B2500	Ignition Coil	2.5L	SE, SX	GAS	IGC0195
B4000	Idle Air Control Valve	4.0L	SE, Troy Lee	X, Actual OE	ABV0067
Miata	Alternator	1.8L	Base, LS, SE	Actual OE	ALR0030
Miata	Manifold Absolute Pressure Sensor	1.8L	Base, LS, SE	Actual OE	PRS0015
Millenia	Fuel Pump	2.5L	Base	W/ FUEL PUMP STRAINER, SPECIAL ORDER ONLY	FUP3362HU-D
Millenia	Ignition Coil	2.3L	Millennium Edition, S	Actual OE	IGC0019
MPV	Idle Air Control Valve	2.5L	DX, ES, LX	Gasket, Actual OE	ABV0024
MPV	Engine Camshaft Position Sensor	2.5L	DX, ES, LX		CPS8182HU-D
MPV	Mass Air Flow Sensor	2.5L	DX, ES, LX	Actual OE	MAF0027
MPV	Manifold Absolute Pressure Sensor	2.5L	DX, ES, LX	Inlet Side, Actual OE	PRS0015
Protege	Mass Air Flow Sensor	1.6L	DX, LX		MAF5067
<b>2001 Mazda</b>					
626	Fuel Pump	2.0L, 2.5L	ES, LX	SPECIAL ORDER ONLY	FUP3303-D
626	Ignition Coil	2.0L	ES, LX	GAS	IGC0195
B2300	Idle Air Control Valve	2.3L	SE, SX	Gasket, Actual OE	ABV0004
B2500	Ignition Coil	2.5L	SE, SX	GAS	IGC0195
B3000	Idle Air Control Valve	3.0L	DS, SE	Gasket, Actual OE	ABV0004
Miata	Alternator	1.8L	Base, LS, SE	Actual OE	ALR0040

Vehicle	Part Type	Engine Size	Trim	Note(s)	Part Number
<b>2001 Mazda (cont'd)</b>					
Miata	Ignition Coil	1.8L	Base, LS, SE	Actual OE	IGC0072
Miata	Manifold Absolute Pressure Sensor	1.8L	Base, LS, SE	Actual OE	PRS0015
Millenia	Fuel Pump	2.5L	Base	W/ FUEL PUMP STRAINER, SPECIAL ORDER ONLY	FUP3362HU-D
Millenia	Ignition Coil	2.3L	Base	Actual OE	IGC0019
MPV	Idle Air Control Valve	2.5L	DX, ES, LX	From 10/17/2000, Gasket, Actual OE	ABV0009
MPV	Idle Air Control Valve	2.5L	DX, ES, LX	To 10/17/2000, Gasket, Actual OE	ABV0024
MPV	Engine Camshaft Position Sensor	2.5L	DX, ES, LX		CPS8182HU-D
MPV	Mass Air Flow Sensor	2.5L	DX, ES, LX	Actual OE	MAF0027
MPV	Manifold Absolute Pressure Sensor	2.5L	DX, ES, LX	Inlet Side, Actual OE	PRS0015
Protege	Ignition Coil	2.0L	ES, LX, MP3	Actual OE	IGC0071
Protege	Mass Air Flow Sensor	1.6L	DX, LX		MAF5067
Tribute	Idle Air Control Valve	3.0L	DX, ES, LX	Gasket, Actual OE	ABV0026
Tribute	Idle Air Control Valve	2.0L	DX	Actual OE	ABV0038
Tribute	Engine Camshaft Position Sensor	2.0L	DX		CPS7392HU-D
Tribute	Engine Crankshaft Position Sensor	2.0L	DX		CPS8127HU-D
Tribute	Engine Camshaft Position Sensor	3.0L	DX, ES, LX	To 12/09/2000	CPS8182HU-D
<b>2002 Mazda</b>					
626	Fuel Pump	2.0L, 2.5L	ES, LX	SPECIAL ORDER ONLY	FUP3303-D
626	Ignition Coil	2.0L	LX	GAS	IGC0195
B2300	Idle Air Control Valve	2.3L	Base	Gasket, Actual OE	ABV0004
B3000	Idle Air Control Valve	3.0L	Base, DS	Gasket, Actual OE	ABV0004
Miata	Alternator	1.8L	Base, LS, SE	Actual OE	ALR0040
Miata	Ignition Coil	1.8L	Base, LS, SE	Actual OE	IGC0072
Miata	Manifold Absolute Pressure Sensor	1.8L	Base, LS, SE	Actual OE	PRS0015
Millenia	Fuel Pump	2.5L	Base	W/ FUEL PUMP STRAINER, SPECIAL ORDER ONLY	FUP3362HU-D
Millenia	Ignition Coil	2.3L	S	Actual OE	IGC0019

Vehicle	Part Type	Engine Size	Trim	Note(s)	Part Number
<b>2002 Mazda (cont'd)</b>					
MPV	Mass Air Flow Sensor	3.0L	ES, LX	Actual OE	MAF0027
MPV	Manifold Absolute Pressure Sensor	3.0L	ES, LX	Actual OE	PRS0015
Protege	Ignition Coil	2.0L	DX, ES, LX	Actual OE	IGC0071
Protege	Mass Air Flow Sensor	1.6L	SE		MAF5067
Protege5	Ignition Coil	2.0L	Base	Actual OE	IGC0071
Tribute	Idle Air Control Valve	3.0L	DX, ES, LX	Gasket, Actual OE	ABV0026
Tribute	Idle Air Control Valve	2.0L	DX	Actual OE	ABV0038
Tribute	Engine Camshaft Position Sensor	2.0L	DX		CPS7392HU-D
Tribute	Engine Crankshaft Position Sensor	2.0L	DX		CPS8127HU-D
Tribute	Ignition Coil	2.0L	DX	Actual OE	IGC0071
<b>2003 Mazda</b>					
6	Engine Crankshaft Position Sensor	2.3L	i		CPS8174HU-D
6	Mass Air Flow Sensor	2.3L, 3.0L	S, i		MAF5067
B2300	Mass Air Flow Sensor	2.3L	Base, SE	From 04/08/2003, Actual OE	MAF0012
B3000	Idle Air Control Valve	3.0L	DS, SE	Gasket, Actual OE	ABV0004
B3000	Mass Air Flow Sensor	3.0L	DS, SE	From 04/08/2003, Actual OE	MAF0012
B4000	Mass Air Flow Sensor	4.0L	Base, DS, SE	From 04/08/2003, Actual OE	MAF0012
Miata	Alternator	1.8L	Base, LS, SE, Shinsen	Actual OE	ALR0040
Miata	Ignition Coil	1.8L	Base, LS, SE, Shinsen	Actual OE	IGC0072
Miata	Manifold Absolute Pressure Sensor	1.8L	Base, LS, SE, Shinsen	Actual OE	PRS0015
MPV	Mass Air Flow Sensor	3.0L	ES, LX	Actual OE	MAF0027
MPV	Manifold Absolute Pressure Sensor	3.0L	ES, LX	Actual OE	PRS0015
Protege	Ignition Coil	2.0L	DX, ES, LX, Mazdaspeed	Actual OE	IGC0071
Protege	Mass Air Flow Sensor	1.6L	SE		MAF5067
Protege5	Ignition Coil	2.0L	Base	Actual OE	IGC0071
Tribute	Idle Air Control Valve	3.0L	ES, LX	Gasket, Actual OE	ABV0026
Tribute	Idle Air Control Valve	2.0L	DX	Actual OE	ABV0038
Tribute	Engine Camshaft Position Sensor	2.0L	DX		CPS7392HU-D

Vehicle	Part Type	Engine Size	Trim	Note(s)	Part Number
<b>2003 Mazda (cont'd)</b>					
Tribute	Engine Crankshaft Position Sensor	2.0L	DX		CPS8127HU-D
<b>2004 Mazda</b>					
3	Engine Crankshaft Position Sensor	2.0L, 2.3L	GS, GT, GX, S, i		CPS8174HU-D
3	Ignition Coil	2.0L, 2.3L	GS, GT, GX, S, i		IGC3852-D
3	Mass Air Flow Sensor	2.0L, 2.3L	GS, GT, GX, S, i		MAF5067
6	Engine Crankshaft Position Sensor	2.3L	i		CPS8174HU-D
6	Mass Air Flow Sensor	2.3L, 3.0L	S, i		MAF5067
B2300	Mass Air Flow Sensor	2.3L	Base, SE	Actual OE	MAF0012
B3000	Idle Air Control Valve	3.0L	DS, SE	Gasket, Actual OE	ABV0004
B3000	Mass Air Flow Sensor	3.0L	DS, SE	Actual OE	MAF0012
B4000	Mass Air Flow Sensor	4.0L	Base, DS, SE	Actual OE	MAF0012
Miata	Alternator	1.8L	Base, LS, Mazdaspeed	Actual OE	ALR0040
Miata	Ignition Coil	1.8L	Base, LS, Mazdaspeed	Actual OE	IGC0072
Miata	Manifold Absolute Pressure Sensor	1.8L	Base, LS	Naturally Aspirated, Actual OE	PRS0015
MPV	Idle Air Control Valve	3.0L	ES, LX	Gasket, Actual OE	ABV0026
MPV	Engine Camshaft Position Sensor	3.0L	ES, LX		CPS8182HU-D
MPV	Mass Air Flow Sensor	3.0L	ES, LX	Actual OE	MAF0027
MPV	Manifold Absolute Pressure Sensor	3.0L	ES, LX	Actual OE	PRS0015
RX-8	Ignition Coil	1.3L	Base	Actual OE	IGC0089
RX-8	Mass Air Flow Sensor	1.3L	Base		MAF5067
Tribute	Idle Air Control Valve	3.0L	ES, LX	1, Gasket, Actual OE	ABV0026
Tribute	Idle Air Control Valve	2.0L	DX	Actual OE	ABV0038
Tribute	Engine Camshaft Position Sensor	2.0L	DX		CPS7392HU-D
Tribute	Engine Crankshaft Position Sensor	2.0L	DX		CPS8127HU-D
Tribute	Engine Camshaft Position Sensor	3.0L	DX, ES, LX		CPS8182HU-D



Vehicle	Part Type	Engine Size	Trim	Note(s)	Part Number
<b>2005 Mazda</b>					
3	Engine Crankshaft Position Sensor	2.0L, 2.3L	GS, GT, GX, S, SP23, i		CPS8174HU-D
3	Ignition Coil	2.0L, 2.3L	GS, GT, GX, S, SP23, i		IGC3852-D
3	Mass Air Flow Sensor	2.0L, 2.3L	GS, GT, GX, S, SP23, i		MAF5067
6	Engine Crankshaft Position Sensor	2.3L	i		CPS8174HU-D
6	Ignition Coil	2.3L	i	California Emission, Automatic	IGC3852-D
6	Mass Air Flow Sensor	2.3L, 3.0L	S, i		MAF5067
B2300	Mass Air Flow Sensor	2.3L	Base	Actual OE	MAF0012
B3000	Idle Air Control Valve	3.0L	Base, DS	Gasket, Actual OE	ABV0004
B3000	Mass Air Flow Sensor	3.0L	Base, DS	Actual OE	MAF0012
B4000	Mass Air Flow Sensor	4.0L	Base, SE	Actual OE	MAF0012
Miata	Alternator	1.8L	Base, LS, Mazdaspeed	Actual OE	ALR0040
Miata	Ignition Coil	1.8L	Base, LS, Mazdaspeed	Actual OE	IGC0072
Miata	Manifold Absolute Pressure Sensor	1.8L	Base, LS	Naturally Aspirated, Actual OE	PRS0015
MPV	Idle Air Control Valve	3.0L	ES, LX	Gasket, Actual OE	ABV0027
MPV	Engine Camshaft Position Sensor	3.0L	ES, LX		CPS8182HU-D
MPV	Mass Air Flow Sensor	3.0L	ES, LX	Actual OE	MAF0027
MPV	Manifold Absolute Pressure Sensor	3.0L	ES, LX	Actual OE	PRS0015
RX-8	Ignition Coil	1.3L	Base, Shinka	Actual OE	IGC0089
RX-8	Mass Air Flow Sensor	1.3L	Base, Shinka		MAF5067
Tribute	Engine Camshaft Position Sensor	3.0L	S		CPS8182HU-D
Tribute	Ignition Coil	2.3L	i		IGC3852-D
Tribute	Mass Air Flow Sensor	2.3L	i	Actual OE	MAF0012
<b>2006 Mazda</b>					
3	Engine Crankshaft Position Sensor	2.0L, 2.3L	GS, GT, GX, S, i		CPS8184-HU
3	Ignition Coil	2.0L, 2.3L	GS, GT, GX, S, i		IGC4036-HU
3	Mass Air Flow Sensor	2.0L, 2.3L	GS, GT, GX, S, i		MAF5067

Vehicle	Part Type	Engine Size	Trim	Note(s)	Part Number
<b>2006 Mazda (cont'd)</b>					
5	Engine Crankshaft Position Sensor	2.3L	Sport, Touring		CPS8174HU-D
5	Mass Air Flow Sensor	2.3L	Sport, Touring		MAF5067
6	Engine Crankshaft Position Sensor	2.3L	Mazdaspeed, i		CPS8184-HU
6	Ignition Coil	2.3L	Mazdaspeed, i		IGC4036-HU
6	Mass Air Flow Sensor	2.3L, 3.0L	S, i		MAF5067
B2300	Mass Air Flow Sensor	2.3L	Base	Actual OE	MAF0012
B3000	Idle Air Control Valve	3.0L	Base, DS	Gasket, Actual OE	ABV0004
B3000	Mass Air Flow Sensor	3.0L	Base, DS	Actual OE	MAF0012
B4000	Mass Air Flow Sensor	4.0L	Base, SE	Actual OE	MAF0012
MPV	Idle Air Control Valve	3.0L	ES, LX, LX-SV	Gasket, Actual OE	ABV0027
MPV	Engine Camshaft Position Sensor	3.0L	ES, LX, LX-SV		CPS8182HU-D
MPV	Mass Air Flow Sensor	3.0L	ES, LX, LX-SV	Actual OE	MAF0027
MPV	Manifold Absolute Pressure Sensor	3.0L	ES, LX, LX-SV	Actual OE	PRS0015
MX-5 Miata	Engine Crankshaft Position Sensor	2.0L	Base, Club Spec, Grand Touring, Sport, Touring		CPS8184-HU
MX-5 Miata	Ignition Coil	2.0L	Base, Club Spec, Grand Touring, Sport, Touring		IGC4036-HU
MX-5 Miata	Mass Air Flow Sensor	2.0L	Base, Club Spec, Grand Touring, Sport, Touring		MAF5067
RX-8	Ignition Coil	1.3L	Base	Actual OE	IGC0089
RX-8	Mass Air Flow Sensor	1.3L	Base		MAF5067
Tribute	Engine Camshaft Position Sensor	3.0L	S		CPS8182HU-D
Tribute	Ignition Coil	2.3L	i		IGC3852-D
Tribute	Mass Air Flow Sensor	2.3L	i	Actual OE	MAF0012
<b>2007 Mazda</b>					
3	Engine Crankshaft Position Sensor	2.0L, 2.3L	S, i	Naturally Aspirated	CPS8184-HU
3	Engine Crankshaft Position Sensor	2.3L	Mazdaspeed	Turbocharged	CPS8184-HU
3	Ignition Coil	2.0L, 2.3L	Mazdaspeed, S, i		IGC4036-HU
3	Mass Air Flow Sensor	2.0L	i		MAF5067

Vehicle	Part Type	Engine Size	Trim	Note(s)	Part Number
<b>2007 Mazda (cont'd)</b>					
3	Mass Air Flow Sensor	2.3L	S	Naturally Aspirated	MAF5067
5	Engine Crankshaft Position Sensor	2.3L	Grand Touring, Sport, Touring		CPS8174HU-D
5	Mass Air Flow Sensor	2.3L	Grand Touring, Sport, Touring		MAF5067
6	Engine Crankshaft Position Sensor	2.3L	Mazdaspeed, i		CPS8184-HU
6	Ignition Coil	2.3L	Mazdaspeed, i		IGC4036-HU
6	Mass Air Flow Sensor	2.3L, 3.0L	S, i		MAF5067
B2300	Mass Air Flow Sensor	2.3L	Base	Actual OE	MAF0012
B3000	Idle Air Control Valve	3.0L	Base, DS	Gasket, Actual OE	ABV0004
B3000	Mass Air Flow Sensor	3.0L	Base, DS	Actual OE	MAF0012
B4000	Mass Air Flow Sensor	4.0L	Base, SE	Actual OE	MAF0012
CX-7	Engine Crankshaft Position Sensor	2.3L	Grand Touring, Sport, Touring		CPS8184-HU
CX-7	Ignition Coil	2.3L	Grand Touring, Sport, Touring		IGC4036-HU
MX-5 Miata	Engine Crankshaft Position Sensor	2.0L	Grand Touring, SV, Sport, Touring		CPS8184-HU
MX-5 Miata	Ignition Coil	2.0L	Grand Touring, SV, Sport, Touring		IGC4036-HU
MX-5 Miata	Mass Air Flow Sensor	2.0L	Grand Touring, SV, Sport, Touring		MAF5067
RX-8	Ignition Coil	1.3L	Base	Actual OE	IGC0089
RX-8	Mass Air Flow Sensor	1.3L	Base		MAF5067
<b>2008 Mazda</b>					
3	Engine Crankshaft Position Sensor	2.0L, 2.3L	GS, GT, GX, S, i	Naturally Aspirated	CPS8184-HU
3	Engine Crankshaft Position Sensor	2.3L	Mazdaspeed	Turbocharged	CPS8184-HU
3	Ignition Coil	2.0L, 2.3L	GS, GT, GX, Mazdaspeed, S, i		IGC4036-HU
3	Mass Air Flow Sensor	2.0L	GS, GX, i		MAF5067
3	Mass Air Flow Sensor	2.3L	GT, S	Naturally Aspirated	MAF5067
5	Engine Crankshaft Position Sensor	2.3L	GS, GT, Grand Touring, Sport, Touring		CPS8184-HU
5	Mass Air Flow Sensor	2.3L	GS, GT, Grand Touring, Sport, Touring		MAF5067

Vehicle	Part Type	Engine Size	Trim	Note(s)	Part Number
<b>2008 Mazda (cont'd)</b>					
6	Engine Crankshaft Position Sensor	2.3L	GS, GT, i		CPS8184-HU
6	Ignition Coil	2.3L	GS, GT, i		IGC4036-HU
6	Mass Air Flow Sensor	2.3L, 3.0L	GS, GT, S, i		MAF5067
B2300	Mass Air Flow Sensor	2.3L	Base	Actual OE	MAF0012
B3000	Mass Air Flow Sensor	3.0L	DS	Actual OE	MAF0012
B4000	Mass Air Flow Sensor	4.0L	Base, DS, SE	Actual OE	MAF0012
CX-7	Engine Crankshaft Position Sensor	2.3L	GS, GT, Grand Touring, Sport, Touring		CPS8184-HU
CX-7	Ignition Coil	2.3L	GS, GT, Grand Touring, Sport, Touring		IGC4036-HU
CX-9	Mass Air Flow Sensor	3.7L	GS, GT, Grand Touring, Sport, Touring	Actual OE	MAF0012
MX-5 Miata	Engine Crankshaft Position Sensor	2.0L	GS, GT, GX, Grand Touring, SV, Sport, Touring		CPS8184-HU
MX-5 Miata	Ignition Coil	2.0L	GS, GT, GX, Grand Touring, SV, Sport, Touring		IGC4036-HU
MX-5 Miata	Mass Air Flow Sensor	2.0L	GS, GT, GX, Grand Touring, SV, Sport, Touring		MAF5067
RX-8	Ignition Coil	1.3L	40th Anniversary Edition, GS, GT, Grand Touring, Sport, Touring	Actual OE	IGC0089
RX-8	Mass Air Flow Sensor	1.3L	40th Anniversary Edition, GS, GT, Grand Touring, Sport, Touring		MAF5067
Tribute	Engine Camshaft Position Sensor	3.0L	GX, S		CPS8182HU-D
Tribute	Mass Air Flow Sensor	2.3L, 3.0L	GX, Hybrid, S, i	Actual OE	MAF0012
<b>2009 Mazda</b>					
3	Engine Crankshaft Position Sensor	2.0L, 2.3L	GS, GT, GX, S, i	Naturally Aspirated	CPS8184-HU
3	Engine Crankshaft Position Sensor	2.3L	Mazdaspeed	Turbocharged	CPS8184-HU
3	Direct Injection High Pressure Fuel Pump	2.3L	Mazdaspeed	Turbocharged, Actual OE	HPP0027
3	Ignition Coil	2.0L, 2.3L	GS, GT, GX, Mazdaspeed, S, i		IGC4036-HU
3	Mass Air Flow Sensor	2.0L	GS, GX, i		MAF5067
3	Mass Air Flow Sensor	2.3L	GT, S	Naturally Aspirated	MAF5067
3 Sport	Engine Crankshaft Position Sensor	2.0L	GX	Naturally Aspirated	CPS8184-HU

Vehicle	Part Type	Engine Size	Trim	Note(s)	Part Number
<b>2009 Mazda (cont'd)</b>					
3 Sport	Ignition Coil	2.0L	GX		IGC4036-HU
3 Sport	Mass Air Flow Sensor	2.0L	GX		MAF5067
5	Engine Crankshaft Position Sensor	2.3L	GS, GT, Grand Touring, Sport, Touring		CPS8184-HU
5	Mass Air Flow Sensor	2.3L	GS, GT, Grand Touring, Sport, Touring		MAF5067
6	Engine Crankshaft Position Sensor	2.5L	GS, GT, i		CPS8184-HU
6	Ignition Coil	2.5L	GS, GT, i		IGC4036-HU
6	Mass Air Flow Sensor	3.7L	S	Actual OE	MAF0012
6	Mass Air Flow Sensor	2.5L	GS, GT, i		MAF5067
B2300	Mass Air Flow Sensor	2.3L	Base	Actual OE	MAF0012
B4000	Mass Air Flow Sensor	4.0L	Base, DS, SE	Actual OE	MAF0012
CX-7	Engine Crankshaft Position Sensor	2.3L	GS, GT, Grand Touring, Sport, Touring		CPS8184-HU
CX-7	Direct Injection High Pressure Fuel Pump	2.3L	GS, GT, Grand Touring, Sport, Touring	Actual OE	HPP0027
CX-7	Ignition Coil	2.3L	GS, GT, Grand Touring, Sport, Touring		IGC4036-HU
CX-9	Mass Air Flow Sensor	3.7L	GS, GT, Grand Touring, Sport, Touring	Actual OE	MAF0012
MX-5 Miata	Engine Crankshaft Position Sensor	2.0L	GS, GT, GX, Grand Touring, SV, Sport, Touring		CPS8184-HU
MX-5 Miata	Ignition Coil	2.0L	GS, GT, GX, Grand Touring, SV, Sport, Touring		IGC4036-HU
MX-5 Miata	Mass Air Flow Sensor	2.0L	GS, GT, GX, Grand Touring, SV, Sport, Touring		MAF5067
RX-8	Ignition Coil	1.3L	GS, GT, Grand Touring, R3, Sport, Touring	Actual OE	IGC0089
RX-8	Mass Air Flow Sensor	1.3L	GS, GT, Grand Touring, R3, Sport, Touring		MAF5067
Tribute	Engine Camshaft Position Sensor	3.0L	GS, S		CPS8182HU-D
Tribute	Mass Air Flow Sensor	2.5L, 3.0L	GS, GX, Hybrid, S, i	Actual OE	MAF0012
<b>2010 Mazda</b>					
3	Engine Crankshaft Position Sensor	2.0L, 2.3L, 2.5L	GS, GT, GX, Grand Touring, I Touring, Mazdaspeed, S, i		CPS8184-HU
3	Direct Injection High Pressure Fuel Pump	2.3L	Grand Touring, Mazdaspeed	Actual OE	HPP0027
3	Ignition Coil	2.0L, 2.5L	GS, GT, GX, S, i		IGC4036-HU

Vehicle	Part Type	Engine Size	Trim	Note(s)	Part Number
<b>2010 Mazda (cont'd)</b>					
3	Mass Air Flow Sensor	2.0L, 2.5L	GS, GT, GX, S, i		MAF5067
3 Sport	Engine Crankshaft Position Sensor	2.0L, 2.5L	GS, GT, GX		CPS8184-HU
3 Sport	Ignition Coil	2.0L, 2.5L	GS, GT, GX		IGC4036-HU
3 Sport	Mass Air Flow Sensor	2.0L, 2.5L	GS, GT, GX		MAF5067
5	Engine Crankshaft Position Sensor	2.3L	GS, GT, Grand Touring, Sport, Touring		CPS8184-HU
5	Mass Air Flow Sensor	2.3L	GS, GT, Grand Touring, Sport, Touring		MAF5067
6	Engine Crankshaft Position Sensor	2.5L	GS, GT, i		CPS8184-HU
6	Ignition Coil	2.5L	GS, GT, i		IGC4036-HU
6	Mass Air Flow Sensor	3.7L	S	Actual OE	MAF0012
6	Mass Air Flow Sensor	2.5L	GS, GT, i		MAF5067
B2300	Mass Air Flow Sensor	2.3L	SX	Actual OE	MAF0012
B4000	Mass Air Flow Sensor	4.0L	SE	Actual OE	MAF0012
CX-7	Engine Crankshaft Position Sensor	2.3L, 2.5L	GS, GT, GX, Grand Touring, SV, Sport, Touring		CPS8184-HU
CX-7	Direct Injection High Pressure Fuel Pump	2.3L	GT, Grand Touring, Sport, Touring	Actual OE	HPP0027
CX-7	Ignition Coil	2.3L, 2.5L	GS, GT, GX, Grand Touring, SV, Sport, Touring		IGC4036-HU
CX-7	Mass Air Flow Sensor	2.5L	GS, GX, SV, Sport		MAF5067
CX-9	Mass Air Flow Sensor	3.7L	GS, GT, Grand Touring, Sport, Touring	Actual OE	MAF0012
MX-5 Miata	Engine Crankshaft Position Sensor	2.0L	GS, GT, GX, Grand Touring, Sport, Touring		CPS8184-HU
MX-5 Miata	Ignition Coil	2.0L	GS, GT, GX, Grand Touring, Sport, Touring		IGC4036-HU
MX-5 Miata	Mass Air Flow Sensor	2.0L	GS, GT, GX, Grand Touring, Sport, Touring		MAF5067
RX-8	Ignition Coil	1.3L	GT, Grand Touring, R3, Sport	Actual OE	IGC0089
RX-8	Mass Air Flow Sensor	1.3L	GT, Grand Touring, R3, Sport		MAF5067
Tribute	Engine Camshaft Position Sensor	3.0L	GS, S		CPS8182HU-D
Tribute	Mass Air Flow Sensor	2.5L, 3.0L	GS, GX, Hybrid, S, i	Actual OE	MAF0012

Vehicle	Part Type	Engine Size	Trim	Note(s)	Part Number
<b>2011 Mazda</b>					
2	Ignition Coil	1.5L	GS, GX, Sport, Touring, Yozora	GAS	IGC0196
2	Mass Air Flow Sensor	1.5L	GS, GX, Sport, Touring, Yozora		MAF5067
3	Engine Crankshaft Position Sensor	2.0L, 2.3L, 2.5L	GS, GT, GX, Grand Touring, I Touring, Mazdaspeed, S, Sport GS, Sport GT, Sport GX, i		CPS8184-HU
3	Direct Injection High Pressure Fuel Pump	2.3L	Grand Touring, Mazdaspeed	Actual OE	HPP0027
3	Ignition Coil	2.0L, 2.5L	GS, GT, GX, S, Sport GS, Sport GT, Sport GX, i		IGC4036-HU
3	Mass Air Flow Sensor	2.0L, 2.5L	GS, GT, GX, S, Sport GS, Sport GT, Sport GX, i		MAF5067
6	Engine Crankshaft Position Sensor	2.5L	GS, i		CPS8184-HU
6	Ignition Coil	2.5L	GS, i		IGC4036-HU
6	Mass Air Flow Sensor	3.7L	GT, S	Actual OE	MAF0012
6	Mass Air Flow Sensor	2.5L	GS, i		MAF5067
CX-7	Engine Crankshaft Position Sensor	2.3L, 2.5L	GS, GT, GX, Grand Touring, SV, Sport, Touring		CPS8184-HU
CX-7	Direct Injection High Pressure Fuel Pump	2.3L	GS, GT, Grand Touring, Touring	Actual OE	HPP0027
CX-7	Ignition Coil	2.3L, 2.5L	GS, GT, GX, Grand Touring, SV, Sport, Touring		IGC4036-HU
CX-7	Mass Air Flow Sensor	2.5L	GX, Grand Touring, SV, Sport, Touring		MAF5067
CX-9	Mass Air Flow Sensor	3.7L	GS, GT, Grand Touring, Sport, Touring	Actual OE	MAF0012
MX-5 Miata	Engine Crankshaft Position Sensor	2.0L	GS, GT, GX, Grand Touring, Special Edition, Sport, Touring		CPS8184-HU
MX-5 Miata	Ignition Coil	2.0L	GS, GT, GX, Grand Touring, Special Edition, Sport, Touring		IGC4036-HU
MX-5 Miata	Mass Air Flow Sensor	2.0L	GS, GT, GX, Grand Touring, Special Edition, Sport, Touring		MAF5067
RX-8	Ignition Coil	1.3L	GT, Grand Touring, R3, Sport	Actual OE	IGC0089
RX-8	Mass Air Flow Sensor	1.3L	GT, Grand Touring, R3, Sport		MAF5067
Tribute	Engine Camshaft Position Sensor	3.0L	GS, GT, S		CPS8182HU-D
Tribute	Mass Air Flow Sensor	2.5L, 3.0L	GS, GT, GX, S, i	Actual OE	MAF0012

Vehicle	Part Type	Engine Size	Trim	Note(s)	Part Number
<b>2012 Mazda</b>					
2	Ignition Coil	1.5L	GS, GX, Sport, Touring	GAS	IGC0196
2	Mass Air Flow Sensor	1.5L	GS, GX, Sport, Touring		MAF5067
3	Engine Crankshaft Position Sensor	2.3L, 2.5L	GT, Grand Touring, Mazdaspeed, S		CPS8184-HU
3	Engine Crankshaft Position Sensor	2.0L	GS, GX, I Touring, i	5	CPS8184-HU
3	Direct Injection High Pressure Fuel Pump	2.3L	Grand Touring, Mazdaspeed	Actual OE	HPP0027
3	Ignition Coil	2.5L	GT, S		IGC4036-HU
3	Ignition Coil	2.0L	GS, GX, i	5	IGC4036-HU
3	Mass Air Flow Sensor	2.5L	GT, S		MAF5067
3	Mass Air Flow Sensor	2.0L	GS, GX, i	5	MAF5067
3 Sport	Engine Crankshaft Position Sensor	2.5L	GS, GT		CPS8184-HU
3 Sport	Engine Crankshaft Position Sensor	2.0L	GS, GX	5	CPS8184-HU
3 Sport	Ignition Coil	2.5L	GS, GT		IGC4036-HU
3 Sport	Ignition Coil	2.0L	GS, GX	5	IGC4036-HU
3 Sport	Mass Air Flow Sensor	2.5L	GS, GT		MAF5067
3 Sport	Mass Air Flow Sensor	2.0L	GS, GX	5	MAF5067
5	Engine Crankshaft Position Sensor	2.5L	GS, GT, Grand Touring, Sport, Touring		CPS8184-HU
5	Mass Air Flow Sensor	2.5L	GS, GT, Grand Touring, Sport, Touring		MAF5067
6	Engine Crankshaft Position Sensor	2.5L	GS, i		CPS8184-HU
6	Ignition Coil	2.5L	GS, i		IGC4036-HU
6	Mass Air Flow Sensor	3.7L	GT, S	Actual OE	MAF0012
6	Mass Air Flow Sensor	2.5L	GS, i		MAF5067
CX-7	Engine Crankshaft Position Sensor	2.3L, 2.5L	GS, GT, GX, Grand Touring, SV, Sport, Touring		CPS8184-HU
CX-7	Direct Injection High Pressure Fuel Pump	2.3L	GS, GT, Grand Touring, Touring	Actual OE	HPP0027
CX-7	Ignition Coil	2.3L, 2.5L	GS, GT, GX, Grand Touring, SV, Sport, Touring		IGC4036-HU
CX-7	Mass Air Flow Sensor	2.5L	GX, Grand Touring, SV, Sport, Touring		MAF5067
CX-9	Mass Air Flow Sensor	3.7L	GS, GT, Grand Touring, Sport, Touring	Actual OE	MAF0012



Vehicle	Part Type	Engine Size	Trim	Note(s)	Part Number
<b>2012 Mazda (cont'd)</b>					
MX-5 Miata	Engine Crankshaft Position Sensor	2.0L	GS, GT, GX, Grand Touring, Special Edition, Sport, Touring		CPS8184-HU
MX-5 Miata	Ignition Coil	2.0L	GS, GT, GX, Grand Touring, Special Edition, Sport, Touring		IGC4036-HU
MX-5 Miata	Mass Air Flow Sensor	2.0L	GS, GT, GX, Grand Touring, Special Edition, Sport, Touring		MAF5067
<b>2013 Mazda</b>					
2	Ignition Coil	1.5L	GS, GX, Sport, Touring	GAS	IGC0196
2	Mass Air Flow Sensor	1.5L	GS, GX, Sport, Touring		MAF5067
3	Engine Crankshaft Position Sensor	2.3L, 2.5L	GT, Grand Touring, Mazdaspeed, S		CPS8184-HU
3	Engine Crankshaft Position Sensor	2.0L	GX, I Touring, i	5	CPS8184-HU
3	Direct Injection High Pressure Fuel Pump	2.3L	Grand Touring, Mazdaspeed	Actual OE	HPP0027
3	Ignition Coil	2.5L	GT, S		IGC4036-HU
3	Ignition Coil	2.0L	GX, i	5	IGC4036-HU
3	Mass Air Flow Sensor	2.5L	GT, S		MAF5067
3	Mass Air Flow Sensor	2.0L	GX, i	5	MAF5067
3 Sport	Engine Crankshaft Position Sensor	2.5L	GT		CPS8184-HU
3 Sport	Engine Crankshaft Position Sensor	2.0L	GX	5	CPS8184-HU
3 Sport	Ignition Coil	2.0L, 2.5L	GT, GX		IGC4036-HU
3 Sport	Mass Air Flow Sensor	2.0L, 2.5L	GT, GX		MAF5067
5	Engine Crankshaft Position Sensor	2.5L	GS, GT, Grand Touring, Sport, Touring		CPS8184-HU
5	Mass Air Flow Sensor	2.5L	GS, GT, Grand Touring, Sport, Touring		MAF5067
6	Engine Crankshaft Position Sensor	2.5L	GS, i		CPS8184-HU
6	Ignition Coil	2.5L	GS, i		IGC4036-HU
6	Mass Air Flow Sensor	3.7L	GT, S	Actual OE	MAF0012
6	Mass Air Flow Sensor	2.5L	GS, i		MAF5067
CX-9	Mass Air Flow Sensor	3.7L	GS, GT, Grand Touring, Sport, Touring	Actual OE	MAF0012
MX-5 Miata	Engine Crankshaft Position Sensor	2.0L	Club, GS, GT, GX, Grand Touring, Sport		CPS8184-HU

Vehicle	Part Type	Engine Size	Trim	Note(s)	Part Number
<b>2013 Mazda (cont'd)</b>					
MX-5 Miata	Ignition Coil	2.0L	Club, GS, GT, GX, Grand Touring, Sport		IGC4036-HU
MX-5 Miata	Mass Air Flow Sensor	2.0L	Club, GS, GT, GX, Grand Touring, Sport		MAF5067
<b>2014 Mazda</b>					
2	Ignition Coil	1.5L	GS, GX, Sport, Touring	GAS	IGC0196
2	Mass Air Flow Sensor	1.5L	GS, GX, Sport, Touring		MAF5067
5	Engine Crankshaft Position Sensor	2.5L	GS, GT, Grand Touring, Sport, Touring		CPS8184-HU
5	Mass Air Flow Sensor	2.5L	GS, GT, Grand Touring, Sport, Touring		MAF5067
CX-9	Mass Air Flow Sensor	3.7L	GS, GT, Grand Touring, Sport, Touring	Actual OE	MAF0012
MX-5 Miata	Engine Crankshaft Position Sensor	2.0L	Club, GS, GT, GX, Grand Touring, Sport		CPS8184-HU
MX-5 Miata	Ignition Coil	2.0L	Club, GS, GT, GX, Grand Touring, Sport		IGC4036-HU
MX-5 Miata	Mass Air Flow Sensor	2.0L	Club, GS, GT, GX, Grand Touring, Sport		MAF5067
<b>2015 Mazda</b>					
5	Mass Air Flow Sensor	2.5L	GS, GT, Grand Touring, Sport, Touring		MAF5067
CX-9	Mass Air Flow Sensor	3.7L	GS, GT, Grand Touring, Sport, Touring	Actual OE	MAF0012
MX-5 Miata	Mass Air Flow Sensor	2.0L	25th Anniversary Edition, Club, GS, GT, GX, Grand Touring, Sport		MAF5067
<b>1984 Mitsubishi</b>					
Cordia	Ignition Coil	2.0L	Base, L, LS		IGC8069
Mighty Max	Ignition Coil	2.0L, 2.6L	Base, S, SP, SPX		IGC8069
Montero	Ignition Coil	2.6L	Base, Sport		IGC8069
Tredia	Ignition Coil	2.0L	Base, L, LS		IGC8069
<b>1985 Mitsubishi</b>					
Mighty Max	Ignition Coil	2.0L, 2.6L	Base, SP, SPX		IGC8069
Mirage	Ignition Coil	1.5L	Base, L, LS		IGC8069
Mirage	Engine Water Pump	1.5L	Base, L, LS	Gasket, Actual OE	WUP0022
Montero	Ignition Coil	2.6L	Base		IGC8069
<b>1986 Mitsubishi</b>					
Galant	Ignition Coil	2.4L	Base		IGC8069
Mighty Max	Ignition Coil	2.0L, 2.6L	Base, SPX, Sport		IGC8069
Mirage	Ignition Coil	1.5L	Base, L		IGC8069

Vehicle	Part Type	Engine Size	Trim	Note(s)	Part Number
<b>1986 Mitsubishi (cont'd)</b>					
Mirage	Engine Water Pump	1.5L	Base, L	Gasket, Actual OE	WUP0022
Montero	Ignition Coil	2.6L	Base		IGC8069
<b>1987 Mitsubishi</b>					
Mighty Max	Ignition Coil	2.0L, 2.6L	1 Ton, Base, SPX, Sport		IGC8069
Mirage	Ignition Coil	1.5L	Base, L		IGC8069
Mirage	Engine Water Pump	1.5L	Base, L	Gasket, Actual OE	WUP0022
Montero	Ignition Coil	2.6L	Base, Sport		IGC8069
Precis	Ignition Coil	1.5L	Base, LS		IGC8069
Precis	Engine Water Pump	1.5L	Base, LS	Gasket, Actual OE	WUP0022
<b>1988 Mitsubishi</b>					
Mighty Max	Ignition Coil	2.0L, 2.6L	1 Ton, Base, SPX, Sport		IGC8069
Mirage	Ignition Coil	1.5L	L		IGC8069
Mirage	Engine Water Pump	1.5L	L	Gasket, Actual OE	WUP0022
Montero	Ignition Coil	2.6L	Base, Sport		IGC8069
Precis	Ignition Coil	1.5L	Base, LS, RS		IGC8069
Precis	Engine Water Pump	1.5L	Base, LS, RS	Gasket, Actual OE	WUP0022
<b>1989 Mitsubishi</b>					
Mighty Max	Ignition Coil	2.0L, 2.6L	1 Ton, Base, SPX, Sport		IGC8069
Mirage	Engine Water Pump	1.5L	Base, LS	Gasket, Actual OE	WUP0022
Montero	Ignition Coil	2.6L	Base, SP		IGC8069
Precis	Ignition Coil	1.5L	Base, LS, RS		IGC8069
Precis	Engine Water Pump	1.5L	Base, LS, RS	Gasket, Actual OE	WUP0022
<b>1990 Mitsubishi</b>					
Mirage	Engine Water Pump	1.5L	Base, RS, VL	Gasket, Actual OE	WUP0022
Precis	Engine Water Pump	1.5L	Base, RS	Gasket, Actual OE	WUP0022
<b>1991 Mitsubishi</b>					
3000GT	Engine Water Pump	3.0L	Base, SL, VR-4	Gasket, Actual OE	WUP0023
Mirage	Engine Water Pump	1.5L	Base, LS, SE, VL	Gasket, Actual OE	WUP0022
Precis	Engine Water Pump	1.5L	Base, RS	Gasket, Actual OE	WUP0022

Vehicle	Part Type	Engine Size	Trim	Note(s)	Part Number
<b>1992 Mitsubishi</b>					
3000GT	Engine Water Pump	3.0L	Base, SL, VR-4	Gasket, Actual OE	WUP0023
Diamante	Engine Water Pump	3.0L	LS	Gasket, Actual OE	WUP0023
Mirage	Engine Water Pump	1.5L	Base, LS, SE, VL	Gasket, Actual OE	WUP0022
Precis	Engine Water Pump	1.5L	Base	Gasket, Actual OE	WUP0022
<b>1993 Mitsubishi</b>					
3000GT	Engine Water Pump	3.0L	Base, SL, VR-4	Gasket, Actual OE	WUP0023
Diamante	Engine Water Pump	3.0L	LS	Gasket, Actual OE	WUP0023
Mirage	Engine Water Pump	1.5L	ES, LS, S	Gasket, Actual OE	WUP0022
Precis	Engine Water Pump	1.5L	Base	Gasket, Actual OE	WUP0022
<b>1994 Mitsubishi</b>					
3000GT	Engine Water Pump	3.0L	Base, SL, VR-4	Gasket, Actual OE	WUP0023
Diamante	Engine Water Pump	3.0L	LS	Gasket, Actual OE	WUP0023
Mirage	Engine Water Pump	1.5L	ES, S	Gasket, Actual OE	WUP0022
Montero	Engine Water Pump	3.5L	SR	Gasket, Actual OE	WUP0024
Montero	Engine Water Pump	3.0L	LS	Gasket, Actual OE	WUP0026
Precis	Engine Water Pump	1.5L	Base	Gasket, Actual OE	WUP0022
<b>1995 Mitsubishi</b>					
3000GT	Engine Water Pump	3.0L	Base, SL, Spyder SL, Spyder VR-4, VR-4	Gasket, Actual OE	WUP0023
Diamante	Fuel Pump	3.0L	ES	In-Tank, Wagon, SPECIAL ORDER ONLY	FUP3362HU-D
Diamante	Ignition Control Module	3.0L	LS	From 01/06/1995, DOHC, Sedan, F16A	IGC8472HU-D
Diamante	Ignition Control Module	3.0L	ES	SOHC, Sedan, F16A	IGC8472HU-D
Diamante	Ignition Control Module	3.0L	ES	To 03/11/1994, Wagon	IGC8472HU-D
Diamante	Engine Water Pump	3.0L	LS	Gasket, Actual OE	WUP0023

Vehicle	Part Type	Engine Size	Trim	Note(s)	Part Number
<b>1995 Mitsubishi (cont'd)</b>					
Eclipse	Fuel Pump	2.0L	GS, RS	From 01/07/1995, To 03/04/1999, D31A, SPECIAL ORDER ONLY	FUP3362HU-D
Expo	Fuel Pump	2.4L	Base	W/ FUEL TANK GAUGE UNIT; FEDERAL EMISSIONS, N44W, SPECIAL ORDER ONLY	FUP3362HU-D
Expo	Fuel Pump	2.4L	Base	W/O FUEL TANK GAUGE UNIT; FEDERAL EMISSIONS, N34W, SPECIAL ORDER ONLY	FUP3362HU-D
Expo	Spark Plug Wire	2.4L	Base	SPECIAL ORDER ONLY	SPW4279HU-D
Galant	Spark Plug Wire	2.4L	ES, LS, S	SPECIAL ORDER ONLY	SPW4279HU-D
Mighty Max	Fuel Pump	2.4L	Base	Mfr Body Code: K05T, SPECIAL ORDER ONLY	FUP3362HU-D
Mirage	Fuel Pump	1.5L, 1.8L	ES, LS, S	SPECIAL ORDER ONLY	FUP3362HU-D
Mirage	Spark Plug Wire	1.8L	ES, LS	SPECIAL ORDER ONLY	SPW4279HU-D
Mirage	Engine Water Pump	1.5L	ES, S	Gasket, Actual OE	WUP0022
Montero	Engine Water Pump	3.5L	SR	Gasket, Actual OE	WUP0024
Montero	Engine Water Pump	3.0L	LS	Gasket, Actual OE	WUP0026
<b>1996 Mitsubishi</b>					
3000GT	Engine Water Pump	3.0L	Base, SL, Spyder SL, Spyder VR-4, VR-4	Gasket, Actual OE	WUP0023
Diamante	Fuel Pump	3.0L	ES	W/O FUEL TANK GAUGE UNIT, From 01/02/1991, To 03/03/1996, SPECIAL ORDER ONLY	FUP3362HU-D
Diamante	Ignition Control Module	3.0L	ES		IGC8472HU-D
Eclipse	Fuel Pump	2.0L	Base, GS, RS	D31A, SPECIAL ORDER ONLY	FUP3362HU-D
Eclipse	Ignition Coil	2.0L	Base, GS, RS	From 01/07/1996, Naturally Aspirated	IGC0147
Galant	Spark Plug Wire	2.4L	ES, LS, S	SPECIAL ORDER ONLY	SPW4279HU-D

Vehicle	Part Type	Engine Size	Trim	Note(s)	Part Number
<b>1996 Mitsubishi (cont'd)</b>					
Mighty Max	Fuel Pump	2.4L	Base	SPECIAL ORDER ONLY	FUP3362HU-D
Mirage	Fuel Pump	1.5L, 1.8L	LS, S	SPECIAL ORDER ONLY	FUP3362HU-D
Mirage	Spark Plug Wire	1.8L	LS	To 03/04/1996, SPECIAL ORDER ONLY	SPW4279HU-D
Mirage	Spark Plug Wire	1.8L	LS	From 01/05/1996, SPECIAL ORDER ONLY	SPW4613HU-D
Mirage	Engine Water Pump	1.5L	S	Gasket, Actual OE	WUP0022
Montero	Engine Water Pump	3.5L	SR	To 03/04/1996, Gasket, Actual OE	WUP0024
Montero	Engine Water Pump	3.5L	SR	From 01/05/1996, Gasket, Actual OE	WUP0026
Montero	Engine Water Pump	3.0L	LS	Gasket, Actual OE	WUP0026
<b>1997 Mitsubishi</b>					
3000GT	Ignition Control Module	3.0L	Base	SOHC, Z11A	IGC8472HU-D
3000GT	Engine Water Pump	3.0L	SL, VR-4	Gasket, Actual OE	WUP0023
Diamante	Engine Water Pump	3.5L	ES, LS	Gasket, Actual OE	WUP0025
Eclipse	Fuel Pump	2.0L	Base, GS, RS	D31A, SPECIAL ORDER ONLY	FUP3362HU-D
Eclipse	Ignition Coil	2.0L	Base, GS, RS	Naturally Aspirated	IGC0147
Galant	Spark Plug Wire	2.4L	DE, ES, LS	SPECIAL ORDER ONLY	SPW4279HU-D
Mirage	Ignition Coil	1.8L	LS		IGC0135
Mirage	Spark Plug Wire	1.8L	LS	SPECIAL ORDER ONLY	SPW4613HU-D
Montero	Fuel Pump	3.5L	LS, SR	From 01/06/1997, To 03/12/1999, SPECIAL ORDER ONLY	FUP3303-D
Montero	Engine Water Pump	3.5L	LS, SR	Gasket, Actual OE	WUP0026
Montero Sport	Engine Water Pump	3.0L	LS, XLS	Gasket, Actual OE	WUP0026
<b>1998 Mitsubishi</b>					
3000GT	Ignition Control Module	3.0L	Base	SOHC, Z11A	IGC8472HU-D
3000GT	Engine Water Pump	3.0L	SL, VR-4	Gasket, Actual OE	WUP0023
Diamante	Engine Water Pump	3.5L	ES, LS	Gasket, Actual OE	WUP0025

Vehicle	Part Type	Engine Size	Trim	Note(s)	Part Number
<b>1998 Mitsubishi (cont'd)</b>					
Eclipse	Fuel Pump	2.0L	GS, RS	D31A, SPECIAL ORDER ONLY	FUP3362HU-D
Eclipse	Ignition Coil	2.0L	GS, RS	Naturally Aspirated	IGC0147
Galant	Spark Plug Wire	2.4L	DE, ES, LS	To 03/02/1998, SPECIAL ORDER ONLY	SPW4279HU-D
Mirage	Ignition Coil	1.8L	LS		IGC0135
Mirage	Spark Plug Wire	1.8L	LS	SPECIAL ORDER ONLY	SPW4613HU-D
Montero	Fuel Pump	3.5L	Base	SPECIAL ORDER ONLY	FUP3303-D
Montero	Engine Water Pump	3.5L	Base	Gasket, Actual OE	WUP0026
Montero Sport	Engine Water Pump	3.0L	LS, XLS	Gasket, Actual OE	WUP0026
<b>1999 Mitsubishi</b>					
3000GT	Ignition Control Module	3.0L	Base	SOHC, Z11A	IGC8472HU-D
3000GT	Engine Water Pump	3.0L	SL, VR-4	Gasket, Actual OE	WUP0023
Diamante	Engine Water Pump	3.5L	Base	Gasket, Actual OE	WUP0025
Eclipse	Fuel Pump	2.0L	GS, RS	D31A, SPECIAL ORDER ONLY	FUP3362HU-D
Eclipse	Ignition Coil	2.0L	GS, RS	Naturally Aspirated	IGC0147
Eclipse	Spark Plug Wire	2.4L	Spyder GS	SPECIAL ORDER ONLY	SPW4613HU-D
Galant	Ignition Coil	2.4L	DE, ES		IGC0135
Galant	Spark Plug Wire	2.4L	DE, ES	SPECIAL ORDER ONLY	SPW4613HU-D
Galant	Engine Water Pump	3.0L	ES	EA3A, Gasket, Actual OE	WUP0025
Galant	Engine Water Pump	2.4L, 3.0L	ES	EA8A, Gasket, Actual OE	WUP0025
Galant	Engine Water Pump	3.0L	GTZ, LS	Gasket, Actual OE	WUP0025
Mirage	Ignition Coil	1.8L	LS		IGC0135
Mirage	Spark Plug Wire	1.8L	LS	SPECIAL ORDER ONLY	SPW4613HU-D
Montero	Fuel Pump	3.5L	Base	SPECIAL ORDER ONLY	FUP3303-D
Montero	Engine Water Pump	3.5L	Base	Gasket, Actual OE	WUP0026
Montero Sport	Engine Water Pump	3.0L, 3.5L	LS, Limited, XLS	Gasket, Actual OE	WUP0026

Vehicle	Part Type	Engine Size	Trim	Note(s)	Part Number
<b>2000 Mitsubishi</b>					
Diamante	Engine Water Pump	3.5L	ES, LS	Gasket, Actual OE	WUP0025
Eclipse	Ignition Coil	2.4L	GS, RS		IGC0135
Eclipse	Spark Plug Wire	2.4L	GS, RS	SPECIAL ORDER ONLY	SPW4613HU-D
Galant	Ignition Coil	2.4L	DE, ES		IGC0135
Galant	Spark Plug Wire	2.4L	DE, ES	SPECIAL ORDER ONLY	SPW4613HU-D
Galant	Engine Water Pump	2.4L, 3.0L	ES	EA8A, Gasket, Actual OE	WUP0025
Galant	Engine Water Pump	3.0L	GTZ, LS	Gasket, Actual OE	WUP0025
Mirage	Ignition Coil	1.8L	DE, LS		IGC0135
Mirage	Spark Plug Wire	1.8L	DE, LS	SPECIAL ORDER ONLY	SPW4613HU-D
Montero	Engine Water Pump	3.5L	Base	Gasket, Actual OE	WUP0026
Montero Sport	Fuel Pump	3.0L, 3.5L	ES, LS, Limited, XLS	From 01/06/2000, To 03/07/2004, SPECIAL ORDER ONLY	FUP3303-D
Montero Sport	Engine Water Pump	3.0L, 3.5L	ES, LS, Limited, XLS	Gasket, Actual OE	WUP0026
<b>2001 Mitsubishi</b>					
Diamante	Engine Water Pump	3.5L	ES, LS	Gasket, Actual OE	WUP0025
Eclipse	Ignition Coil	2.4L	GS, RS, Spyder GS		IGC0135
Eclipse	Spark Plug Wire	2.4L	GS, RS, Spyder GS	SPECIAL ORDER ONLY	SPW4613HU-D
Galant	Ignition Coil	2.4L	DE, ES		IGC0135
Galant	Spark Plug Wire	2.4L	DE, ES	SPECIAL ORDER ONLY	SPW4613HU-D
Galant	Engine Water Pump	2.4L, 3.0L	ES	EA8A, Gasket, Actual OE	WUP0025
Galant	Engine Water Pump	3.0L	GTZ, LS	Gasket, Actual OE	WUP0025
Mirage	Ignition Coil	1.8L	ES, LS		IGC0135
Mirage	Spark Plug Wire	1.8L	ES, LS	SPECIAL ORDER ONLY	SPW4613HU-D
Montero Sport	Fuel Pump	3.0L, 3.5L	ES, LS, Limited, XLS, XS	SPECIAL ORDER ONLY	FUP3303-D
Montero Sport	Engine Water Pump	3.0L, 3.5L	ES, LS, Limited, XLS, XS	Gasket, Actual OE	WUP0026
<b>2002 Mitsubishi</b>					
Diamante	Engine Water Pump	3.5L	ES, LS, VR-X	Gasket, Actual OE	WUP0025
Eclipse	Ignition Coil	2.4L	GS, RS, Spyder GS		IGC0135



Vehicle	Part Type	Engine Size	Trim	Note(s)	Part Number
<b>2002 Mitsubishi (cont'd)</b>					
Eclipse	Spark Plug Wire	2.4L	GS, RS, Spyder GS	SPECIAL ORDER ONLY	SPW4613HU-D
Galant	Ignition Coil	2.4L	DE, ES, LS		IGC0135
Galant	Spark Plug Wire	2.4L	DE, ES, LS	SPECIAL ORDER ONLY	SPW4613HU-D
Galant	Engine Water Pump	2.4L, 3.0L	ES, LS	EA8A, Gasket, Actual OE	WUP0025
Galant	Engine Water Pump	3.0L	GTZ	Gasket, Actual OE	WUP0025
Lancer	Ignition Coil	2.0L	ES, LS, OZ Rally		IGC0135
Lancer	Spark Plug Wire	2.0L	ES, LS, OZ Rally	SPECIAL ORDER ONLY	SPW4613HU-D
Mirage	Ignition Coil	1.8L	LS		IGC0135
Mirage	Spark Plug Wire	1.8L	LS	SPECIAL ORDER ONLY	SPW4613HU-D
Montero Sport	Fuel Pump	3.0L, 3.5L	ES, LS, Limited, XLS	SPECIAL ORDER ONLY	FUP3303-D
Montero Sport	Engine Water Pump	3.0L, 3.5L	ES, LS, Limited, XLS	Gasket, Actual OE	WUP0026
<b>2003 Mitsubishi</b>					
Diamante	Engine Water Pump	3.5L	ES, LS, VR-X	Gasket, Actual OE	WUP0025
Eclipse	Ignition Coil	2.4L	GS, RS, Spyder GS		IGC0135
Eclipse	Spark Plug Wire	2.4L	GS, RS, Spyder GS	SPECIAL ORDER ONLY	SPW4613HU-D
Galant	Ignition Coil	2.4L	DE, ES, LS		IGC0135
Galant	Spark Plug Wire	2.4L	DE, ES, LS	SPECIAL ORDER ONLY	SPW4613HU-D
Galant	Engine Water Pump	2.4L, 3.0L	ES, LS	EA8A, Gasket, Actual OE	WUP0025
Galant	Engine Water Pump	3.0L	GTZ	Gasket, Actual OE	WUP0025
Lancer	Ignition Coil	2.0L	ES, LS, OZ Rally	Naturally Aspirated	IGC0135
Lancer	Spark Plug Wire	2.0L	Evolution	From 01/12/2002, Turbocharged, SPECIAL ORDER ONLY	SPW4377HU-D
Lancer	Spark Plug Wire	2.0L	ES, LS, OZ Rally	Naturally Aspirated, SPECIAL ORDER ONLY	SPW4613HU-D
Montero Sport	Fuel Pump	3.0L, 3.5L	ES, LS, Limited, XLS	SPECIAL ORDER ONLY	FUP3303-D
Montero Sport	Engine Water Pump	3.0L, 3.5L	ES, LS, Limited, XLS	Gasket, Actual OE	WUP0026
Outlander	Ignition Coil	2.4L	LS, XLS		IGC0135
Outlander	Spark Plug Wire	2.4L	LS, XLS	SPECIAL ORDER ONLY	SPW4613HU-D

Vehicle	Part Type	Engine Size	Trim	Note(s)	Part Number
<b>2004 Mitsubishi</b>					
Diamante	Engine Water Pump	3.5L	ES, LS, VR-X	Gasket, Actual OE	WUP0025
Eclipse	Ignition Coil	2.4L	GS, RS, Spyder GS		IGC0135
Eclipse	Spark Plug Wire	2.4L	GS, RS, Spyder GS	SPECIAL ORDER ONLY	SPW4613HU-D
Endeavor	Steering Tie Rod	3.8L	LS, Limited, XLS	Left Inner, Rack, Actual OE	TRI0008
Endeavor	Steering Tie Rod	3.8L	LS, Limited, XLS	Right Inner, Rack, Actual OE	TRI0008
Lancer	Ignition Coil	2.0L	ES, LS, OZ Rally	Naturally Aspirated	IGC0135
Lancer	Ignition Coil	2.4L	Ralliart, Sportback, Sportback Ralliart		IGC4055-D
Lancer	Spark Plug Wire	2.0L	Evolution	Turbocharged, SPECIAL ORDER ONLY	SPW4377HU-D
Lancer	Spark Plug Wire	2.0L	ES, LS, OZ Rally	Naturally Aspirated, SPECIAL ORDER ONLY	SPW4613HU-D
Montero Sport	Fuel Pump	3.5L	LS, XLS, XLS Premium, XLS Touring	SPECIAL ORDER ONLY	FUP3303-D
Montero Sport	Engine Water Pump	3.5L	LS, XLS, XLS Premium, XLS Touring	Gasket, Actual OE	WUP0026
<b>2005 Mitsubishi</b>					
Eclipse	Ignition Coil	2.4L	GS, Spyder GS		IGC0135
Eclipse	Spark Plug Wire	2.4L	GS, Spyder GS	SPECIAL ORDER ONLY	SPW4613HU-D
Endeavor	Steering Tie Rod	3.8L	LS, Limited, XLS	Left Inner, Rack, Actual OE	TRI0008
Endeavor	Steering Tie Rod	3.8L	LS, Limited, XLS	Right Inner, Rack, Actual OE	TRI0008
Galant	Ignition Coil	2.4L	DE, ES, ES Diamond, SE		IGC4055-D
Lancer	Ignition Coil	2.0L	DE, ES, LS, LS Diamond, OZ Rally		IGC0135
Lancer	Ignition Coil	2.4L	Ralliart		IGC4055-D
Lancer	Spark Plug Wire	2.0L	Evolution, Evolution MR, Evolution RS	SPECIAL ORDER ONLY	SPW4377HU-D
Lancer	Spark Plug Wire	2.0L	DE, ES, LS, LS Diamond, OZ Rally	SPECIAL ORDER ONLY	SPW4613HU-D
Outlander	Ignition Coil	2.4L	LS, Limited, XLS		IGC4055-D
<b>2006 Mitsubishi</b>					
Eclipse	Ignition Coil	2.4L, 3.8L	GS, GT		IGC4055-D
Endeavor	Steering Tie Rod	3.8L	LS, Limited, XLS	Left Inner, Rack, Actual OE	TRI0008
Endeavor	Steering Tie Rod	3.8L	LS, Limited, XLS	Right Inner, Rack, Actual OE	TRI0008
Galant	Ignition Coil	2.4L	DE, ES, ES Diamond, SE		IGC4055-D

Vehicle	Part Type	Engine Size	Trim	Note(s)	Part Number
<b>2006 Mitsubishi (cont'd)</b>					
Lancer	Ignition Coil	2.0L	DE, ES, LS, LS Diamond, OZ Rally, SE		IGC0135
Lancer	Ignition Coil	2.4L	LS Diamond, Ralliart		IGC4055-D
Lancer	Spark Plug Wire	2.0L	DE, ES, LS, LS Diamond, OZ Rally, SE	SPECIAL ORDER ONLY	SPW4613HU-D
Outlander	Ignition Coil	2.4L	LS, Limited, SE, XLS		IGC4055-D
Raider	Ignition Coil	3.7L, 4.7L	DuroCross, LS, XLS		IGC0130
<b>2007 Mitsubishi</b>					
Eclipse	Ignition Coil	2.4L, 3.8L	GS, GT, Spyder GS, Spyder GT		IGC4055-D
Endeavor	Steering Tie Rod	3.8L	LS, Limited, SE, XLS	Left Inner, Rack, Actual OE	TRI0008
Endeavor	Steering Tie Rod	3.8L	LS, Limited, SE, XLS	Right Inner, Rack, Actual OE	TRI0008
Galant	Ignition Coil	2.4L, 3.8L	DE, ES, ES Diamond, Ralliart, SE		IGC4055-D
Lancer	Ignition Coil	2.0L	ES, LS, LS Diamond		IGC0135
Lancer	Spark Plug Wire	2.0L	ES, LS, LS Diamond	SPECIAL ORDER ONLY	SPW4613HU-D
Outlander	Ignition Coil	3.0L	ES, LS, XLS		IGC4083-D
Outlander	Engine Water Pump	3.0L	ES, LS, XLS	Gasket, Actual OE	WUP0027
Raider	Ignition Coil	3.7L, 4.7L	DuroCross, LS, SE		IGC0130
<b>2008 Mitsubishi</b>					
Eclipse	Ignition Coil	2.4L, 3.8L	GS, GT, GT-P, SE, Spyder GS, Spyder GT, Spyder GT-P		IGC4055-D
Endeavor	Steering Tie Rod	3.8L	LS, Limited, SE, XLS	Left Inner, Rack, Actual OE	TRI0008
Endeavor	Steering Tie Rod	3.8L	LS, Limited, SE, XLS	Right Inner, Rack, Actual OE	TRI0008
Galant	Ignition Coil	2.4L, 3.8L	DE, ES, ES Diamond, Ralliart		IGC4055-D
Lancer	Ignition Coil	2.0L	DE, ES, GTS	Naturally Aspirated	IGC4083-D
Outlander	Ignition Coil	3.0L	LS, XLS		IGC4083-D
Outlander	Engine Water Pump	3.0L	LS, XLS	Gasket, Actual OE	WUP0027
Raider	Ignition Coil	3.7L	LS		IGC0130
<b>2009 Mitsubishi</b>					
Eclipse	Ignition Coil	2.4L, 3.8L	GS, GT, GT-P, Spyder GS, Spyder GT, Spyder GT-P		IGC4055-D
Galant	Ignition Coil	2.4L, 3.8L	ES, ES Diamond, Ralliart, Sport Edition		IGC4055-D
Lancer	Ignition Coil	2.0L	DE, ES, SE	Naturally Aspirated	IGC4083-D
Outlander	Ignition Coil	3.0L	LS, XLS		IGC4083-D

Vehicle	Part Type	Engine Size	Trim	Note(s)	Part Number
<b>2009 Mitsubishi (cont'd)</b>					
Outlander	Engine Water Pump	3.0L	LS, XLS	Gasket, Actual OE	WUP0027
Raider	Ignition Coil	3.7L	LS	To 09/03/2008	IGC0130
Raider	Ignition Coil	3.7L	LS	From 10/01/2008	IGC0177
<b>2010 Mitsubishi</b>					
Eclipse	Ignition Coil	2.4L, 3.8L	GS, GS Sport, GT, Spyder GS, Spyder GT		IGC4055-D
Endeavor	Steering Tie Rod	3.8L	LS, SE	Left Inner, Rack, Actual OE	TRI0008
Endeavor	Steering Tie Rod	3.8L	LS, SE	Right Inner, Rack, Actual OE	TRI0008
Galant	Ignition Coil	2.4L	ES, SE		IGC4055-D
Lancer	Ignition Coil	2.0L	DE, ES, SE	Naturally Aspirated	IGC4083-D
Outlander	Ignition Coil	3.0L	GT, LS, Limited, XLS		IGC4083-D
Outlander	Engine Water Pump	3.0L	GT, LS, Limited, XLS	Gasket, Actual OE	WUP0027
<b>2011 Mitsubishi</b>					
Eclipse	Ignition Coil	2.4L, 3.8L	GS, GS Sport, GT, GT-P, Spyder GS, Spyder GT, Spyder GT-P		IGC4055-D
Endeavor	Steering Tie Rod	3.8L	LS, SE	Left Inner, Rack, Actual OE	TRI0008
Endeavor	Steering Tie Rod	3.8L	LS, SE	Right Inner, Rack, Actual OE	TRI0008
Galant	Ignition Coil	2.4L	ES, FE, SE		IGC4055-D
Lancer	Ignition Coil	2.0L	DE, ES, ES Sportback, GT, GT Sportback, SE, SE Sportback	Naturally Aspirated	IGC4083-D
Outlander	Ignition Coil	3.0L	GT, Limited, XLS		IGC4083-D
Outlander	Engine Water Pump	3.0L	GT, Limited, XLS	Gasket, Actual OE	WUP0027
Outlander Sport	Ignition Coil	2.0L	ES, SE		IGC4083-D
RVR	Ignition Coil	2.0L	ES, GT, SE		IGC4083-D
<b>2012 Mitsubishi</b>					
Eclipse	Ignition Coil	2.4L, 3.8L	GS, GS Sport, GT, SE, Spyder GS Sport, Spyder GT, Spyder SE		IGC4055-D
Galant	Ignition Coil	2.4L	ES, FE, SE		IGC4055-D
Lancer	Ignition Coil	2.0L	DE, ES, ES Sportback, GT, GT Sportback, SE, SE Sportback	Naturally Aspirated	IGC4083-D
Outlander	Ignition Coil	3.0L	GT, Limited		IGC4083-D
Outlander	Engine Water Pump	3.0L	GT, Limited	Gasket, Actual OE	WUP0027
Outlander Sport	Ignition Coil	2.0L	ES, SE		IGC4083-D
RVR	Ignition Coil	2.0L	ES, GT, SE		IGC4083-D

Vehicle	Part Type	Engine Size	Trim	Note(s)	Part Number
<b>2013 Mitsubishi</b>					
Lancer	Ignition Coil	2.0L	DE, ES, ES Sportback, GT, GT Sportback, SE, SE Sportback	Naturally Aspirated	IGC4083-D
Outlander	Ignition Coil	3.0L	GT, LS, Limited, XLS		IGC4083-D
Outlander	Engine Water Pump	3.0L	GT, LS, Limited, XLS	Gasket, Actual OE	WUP0027
Outlander Sport	Ignition Coil	2.0L	ES, LE, SE		IGC4083-D
RVR	Ignition Coil	2.0L	ES, GT, SE		IGC4083-D
<b>2014 Mitsubishi</b>					
Lancer	Ignition Coil	2.0L	DE, ES, ES Sportback, GT, Limited Edition, SE, SE Sportback	Naturally Aspirated	IGC4083-D
Outlander	Ignition Coil	3.0L	GT, SE		IGC4083-D
Outlander	Engine Water Pump	3.0L	GT, SE	Gasket, Actual OE	WUP0027
Outlander Sport	Ignition Coil	2.0L	ES, SE		IGC4083-D
RVR	Ignition Coil	2.0L	ES, GT, SE		IGC4083-D
<b>2015 Mitsubishi</b>					
Lancer	Ignition Coil	2.0L	DE, ES, GT, SE, SE Limited Edition, SE Limited Edition Sportback, SE Sportback	Naturally Aspirated	IGC4083-D
Outlander	Ignition Coil	3.0L	GT		IGC4083-D
Outlander	Engine Water Pump	3.0L	GT	Gasket, Actual OE	WUP0027
Outlander Sport	Ignition Coil	2.0L	ES, SE		IGC4083-D
RVR	Ignition Coil	2.0L	ES, GT, Limited, SE		IGC4083-D
<b>2016 Mitsubishi</b>					
Lancer	Ignition Coil	2.0L	DE, ES, SE Limited Edition	Naturally Aspirated	IGC4083-D
Outlander	Ignition Coil	3.0L	GT		IGC4083-D
Outlander	Engine Water Pump	3.0L	GT	Gasket, Actual OE	WUP0027
Outlander Sport	Ignition Coil	2.0L	ES		IGC4083-D
RVR	Ignition Coil	2.0L	ES, SE		IGC4083-D
<b>2017 Mitsubishi</b>					
Lancer	Ignition Coil	2.0L	ES, SE Limited Edition		IGC4083-D
Outlander	Ignition Coil	3.0L	GT		IGC4083-D
Outlander	Engine Water Pump	3.0L	GT	Gasket, Actual OE	WUP0027
Outlander Sport	Ignition Coil	2.0L	ES, GT		IGC4083-D
RVR	Ignition Coil	2.0L	ES, GT		IGC4083-D
<b>2018 Mitsubishi</b>					
Outlander	Engine Water Pump	3.0L	GT	w/ Pulley, Gasket, Actual OE	WUP0027

Vehicle	Part Type	Engine Size	Trim	Note(s)	Part Number
<b>2019 Mitsubishi</b>					
Outlander	Engine Water Pump	3.0L	GT	W/ Pulley, Gasket, Actual OE	WUP0027
<b>1978 Nissan</b>					
280Z	Fuel Injection Pressure Regulator	2.8L	2+2, Base	Actual OE	PRR0009
810	Fuel Injection Pressure Regulator	2.4L	Base	Actual OE	PRR0009
<b>1979 Nissan</b>					
280ZX	Engine Oil Pump	2.8L	2+2, Base	Actual OE, OIL PUMP	OUP0022
280ZX	Fuel Injection Pressure Regulator	2.8L	2+2, Base	Actual OE	PRR0009
810	Fuel Injection Pressure Regulator	2.4L	Base	Actual OE	PRR0009
<b>1980 Nissan</b>					
200SX	Engine Oil Pump	2.0L	Base	Actual OE, OIL PUMP	OUP0022
280ZX	Engine Oil Pump	2.8L	2+2 GL, Base, GL	Actual OE, OIL PUMP	OUP0022
280ZX	Fuel Injection Pressure Regulator	2.8L	2+2 GL, Base, GL	Actual OE	PRR0009
720	Engine Oil Pump	2.0L	Base, Deluxe	Actual OE, OIL PUMP	OUP0022
810	Fuel Injection Pressure Regulator	2.4L	Base	Actual OE	PRR0009
<b>1981 Nissan</b>					
200SX	Engine Oil Pump	2.0L	Base	Actual OE, OIL PUMP	OUP0022
280ZX	Engine Oil Pump	2.8L	GL Turbo	Automatic, Actual OE, OIL PUMP	OUP0016
280ZX	Engine Oil Pump	2.8L	2+2 GL, Base, GL	Actual OE, OIL PUMP	OUP0022
280ZX	Fuel Injection Pressure Regulator	2.8L	2+2 GL, Base, GL, GL Turbo	Actual OE	PRR0009
720	Engine Oil Pump	2.2L	Base, Deluxe	Actual OE, OIL PUMP	OUP0022
810	Fuel Injection Pressure Regulator	2.4L, 2.8L	DX	Actual OE	PRR0009
Maxima	Engine Oil Pump	2.4L	SL	Actual OE, OIL PUMP	OUP0022

Vehicle	Part Type	Engine Size	Trim	Note(s)	Part Number
<b>1982 Nissan</b>					
200SX	Engine Oil Pump	2.2L	Base	Actual OE, OIL PUMP	OUP0022
280ZX	Engine Oil Pump	2.8L	2+2 Turbo, Turbo	Automatic, Actual OE, OIL PUMP	OUP0016
280ZX	Engine Oil Pump	2.8L	2+2, Base	Actual OE, OIL PUMP	OUP0022
280ZX	Fuel Injection Pressure Regulator	2.8L	2+2, 2+2 Turbo, Base, Turbo	Actual OE	PRR0009
720	Engine Oil Pump	2.2L	Base, Deluxe	Actual OE, OIL PUMP	OUP0022
Maxima	Engine Oil Pump	2.4L	GL	Actual OE, OIL PUMP	OUP0022
Maxima	Fuel Injection Pressure Regulator	2.4L	GL	Actual OE	PRR0009
<b>1983 Nissan</b>					
200SX	Engine Oil Pump	2.2L	Base	Actual OE, OIL PUMP	OUP0022
280ZX	Engine Oil Pump	2.8L	2+2 Turbo, Turbo	Automatic, Actual OE, OIL PUMP	OUP0016
280ZX	Engine Oil Pump	2.8L	2+2, Base	Actual OE, OIL PUMP	OUP0022
280ZX	Fuel Injection Pressure Regulator	2.8L	2+2, 2+2 Turbo, Base, Turbo	Actual OE	PRR0009
720	Engine Oil Pump	2.0L, 2.4L	Base, Deluxe	Actual OE, OIL PUMP	OUP0022
Maxima	Engine Oil Pump	2.4L	GL	Actual OE, OIL PUMP	OUP0022
Maxima	Fuel Injection Pressure Regulator	2.4L	GL	Actual OE	PRR0009
<b>1984 Nissan</b>					
300ZX	Engine Oil Pump	3.0L	2+2, Base, Turbo	Actual OE, OIL PUMP	OUP0018
300ZX	Engine Rocker Arm	3.0L	2+2, Base	VG30, Z31, 4 pieces, Actual OE	RKV0001
300ZX	Engine Rocker Arm	3.0L	2+2, Turbo	VG30T, Z31, 4 pieces, Actual OE	RKV0001
300ZX	Engine Valve Lifter	3.0L	2+2, Base, Turbo	4 pieces, Actual OE	VLL0001
720	Engine Oil Pump	2.0L, 2.4L	Base, Deluxe	Actual OE, OIL PUMP	OUP0022
Maxima	Engine Oil Pump	2.4L	GL	Actual OE, OIL PUMP	OUP0022
Maxima	Fuel Injection Pressure Regulator	2.4L	GL	Actual OE	PRR0009

Vehicle	Part Type	Engine Size	Trim	Note(s)	Part Number
<b>1985 Nissan</b>					
300ZX	Engine Oil Pump	3.0L	2+2, Base, Turbo	Actual OE, OIL PUMP	OUP0018
300ZX	Engine Rocker Arm	3.0L	2+2, Base	VG30, Z31, 4 pieces, Actual OE	RKV0001
300ZX	Engine Rocker Arm	3.0L	2+2, Turbo	VG30T, Z31, 4 pieces, Actual OE	RKV0001
300ZX	Engine Valve Lifter	3.0L	2+2, Base	4 pieces, Actual OE	VLL0001
300ZX	Engine Valve Lifter	3.0L	Turbo	VG30T, Z31, 4 pieces, Actual OE	VLL0001
720	Engine Oil Pump	2.0L, 2.4L	Base, Deluxe, Sport Truck	Actual OE, OIL PUMP	OUP0022
Maxima	Idle Air Control Valve	3.0L	GL, SE	Secondary Air System, Actual OE	ABV0083
Maxima	Idle Air Control Valve	3.0L	GL	For Throtte Chamber, Actual OE	ABV0085
Maxima	Engine Oil Pump	3.0L	GL, SE	Actual OE, OIL PUMP	OUP0018
Maxima	Fuel Injection Pressure Regulator	3.0L	GL, SE	Actual OE	PRR0005
Maxima	Engine Rocker Arm	3.0L	GL, SE	VG30E, U11, 4 pieces, Actual OE	RKV0001
Maxima	Engine Valve Lifter	3.0L	GL, SE	VG30E, U11, 4 pieces, Actual OE	VLL0001
<b>1986 Nissan</b>					
300ZX	Engine Oil Pump	3.0L	2+2, Base, Turbo	Actual OE, OIL PUMP	OUP0018
300ZX	Engine Rocker Arm	3.0L	2+2, Base	VG30, Z31, 4 pieces, Actual OE	RKV0001
300ZX	Engine Rocker Arm	3.0L	2+2, Turbo	VG30T, Z31, 4 pieces, Actual OE	RKV0001
300ZX	Engine Valve Lifter	3.0L	2+2, Base	VG30, Z31, 4 pieces, Actual OE	VLL0001
300ZX	Engine Valve Lifter	3.0L	2+2, Turbo	VG30T, Z31, 4 pieces, Actual OE	VLL0001
720	Engine Oil Pump	2.4L	Base	Actual OE, OIL PUMP	OUP0017
D21	Engine Oil Pump	2.4L	Base	Actual OE, OIL PUMP	OUP0017
D21	Engine Oil Pump	3.0L	E, SE	RWD, Actual OE, OIL PUMP	OUP0018
D21	Engine Rocker Arm	3.0L	E, SE	VG30, D21, 4 pieces, Actual OE	RKV0001
D21	Engine Valve Lifter	3.0L	E, SE	VG30, D21, 4 pieces, Actual OE	VLL0001
D21	Engine Water Pump	3.0L	E, SE	4WD, Gasket, Actual OE	WUP0029



Vehicle	Part Type	Engine Size	Trim	Note(s)	Part Number
<b>1986 Nissan (cont'd)</b>					
Maxima	Idle Air Control Valve	3.0L	GL, SE	Secondary Air System, To 01/1986, Actual OE	ABV0083
Maxima	Idle Air Control Valve	3.0L	GL	For Throtte Chamber and Secondary Air System (From 01/1986), Actual OE	ABV0085
Maxima	Engine Oil Pump	3.0L	GL, SE	Actual OE, OIL PUMP	OUP0018
Maxima	Fuel Injection Pressure Regulator	3.0L	GL, SE	Actual OE	PRR0005
Maxima	Engine Rocker Arm	3.0L	GL, SE	VG30E, U11, 4 pieces, Actual OE	RKV0001
Maxima	Engine Valve Lifter	3.0L	GL, SE	VG30E, U11, 4 pieces, Actual OE	VLL0001
<b>1987 Nissan</b>					
200SX	Engine Oil Pump	3.0L	SE	To 03/1987, Actual OE, OIL PUMP	OUP0018
200SX	Engine Oil Pump	3.0L	SE	From 03/1987, Actual OE, OIL PUMP	OUP0019
200SX	Engine Rocker Arm	3.0L	SE	VG30E, S12, 4 pieces, Actual OE	RKV0001
200SX	Engine Valve Lifter	3.0L	SE	4 pieces, Actual OE	VLL0001
300ZX	Idle Air Control Valve	3.0L	Turbo	Actual OE	ABV0083
300ZX	Idle Air Control Valve	3.0L	2+2, Base	Actual OE	ABV0084
300ZX	Engine Oil Pump	3.0L	2+2, Base, Turbo	To 03/1987, Actual OE, OIL PUMP	OUP0018
300ZX	Engine Oil Pump	3.0L	2+2, Base, Turbo	From 03/1987, Actual OE, OIL PUMP	OUP0019
300ZX	Engine Rocker Arm	3.0L	2+2, Base	VG30, Z31, 4 pieces, Actual OE	RKV0001
300ZX	Engine Rocker Arm	3.0L	2+2, Turbo	VG30T, Z31, 4 pieces, Actual OE	RKV0001
300ZX	Engine Valve Lifter	3.0L	2+2, Base	VG30, Z31, 4 pieces, Actual OE	VLL0001
300ZX	Engine Valve Lifter	3.0L	2+2, Turbo	VG30T, Z31, 4 pieces, Actual OE	VLL0001
D21	Engine Oil Pump	2.4L	Base	Actual OE, OIL PUMP	OUP0017

Vehicle	Part Type	Engine Size	Trim	Note(s)	Part Number
<b>1987 Nissan (cont'd)</b>					
D21	Engine Oil Pump	3.0L	E, SE	To 03/1987, RWD, Actual OE, OIL PUMP	OUP0018
D21	Engine Oil Pump	3.0L	E, SE	From 03/1987, RWD, Actual OE, OIL PUMP	OUP0019
D21	Engine Oil Pump	3.0L	E, SE	4WD, Actual OE, OIL PUMP	OUP0020
D21	Engine Rocker Arm	3.0L	E, SE	VG30, D21, 4 pieces, Actual OE	RKV0001
D21	Engine Valve Lifter	3.0L	E, SE	VG30, D21, 4 pieces, Actual OE	VLL0001
D21	Engine Water Pump	3.0L	E, SE	4WD, Gasket, Actual OE	WUP0029
Maxima	Idle Air Control Valve	3.0L	GXE, SE	Automatic, Actual OE	ABV0085
Maxima	Engine Oil Pump	3.0L	GXE, SE	To 03/1987, Actual OE, OIL PUMP	OUP0018
Maxima	Engine Oil Pump	3.0L	GXE, SE	From 03/1987, Actual OE, OIL PUMP	OUP0019
Maxima	Fuel Injection Pressure Regulator	3.0L	GXE, SE	Actual OE	PRR0005
Maxima	Engine Rocker Arm	3.0L	GXE, SE	VG30E, U11, 4 pieces, Actual OE	RKV0001
Maxima	Engine Valve Lifter	3.0L	GXE, SE	VG30E, U11, 4 pieces, Actual OE	VLL0001
Maxima	Engine Water Pump	3.0L	GXE, SE	Gasket, Actual OE	WUP0030
Pathfinder	Engine Oil Pump	3.0L	SE, XE	Actual OE, OIL PUMP	OUP0020
Pathfinder	Engine Rocker Arm	3.0L	SE, XE	VG30I, WD21, 4 pieces, Actual OE	RKV0001
Pathfinder	Engine Valve Lifter	3.0L	SE, XE	VG30I, WD21, 4 pieces, Actual OE	VLL0001
Pathfinder	Engine Water Pump	3.0L	SE, XE	Gasket, Actual OE	WUP0029
Pulsar NX	Ignition Coil	1.6L	SE, XE	Actual OE	IGC0020
Tsuru	Engine Water Pump	1.6L	Base	Actual OE	WUP0021
<b>1988 Nissan</b>					
200SX	Engine Oil Pump	3.0L	SE	Actual OE, OIL PUMP	OUP0019
200SX	Engine Rocker Arm	3.0L	SE	VG30E, S12, 4 pieces, Actual OE	RKV0001
200SX	Engine Valve Lifter	3.0L	SE	4 pieces, Actual OE	VLL0001

Vehicle	Part Type	Engine Size	Trim	Note(s)	Part Number
<b>1988 Nissan (cont'd)</b>					
300ZX	Idle Air Control Valve	3.0L	Turbo	Actual OE	ABV0083
300ZX	Idle Air Control Valve	3.0L	2+2, Base	Automatic, Actual OE	ABV0084
300ZX	Engine Oil Pump	3.0L	2+2, Base, Turbo	Actual OE, OIL PUMP	OUP0019
300ZX	Engine Rocker Arm	3.0L	2+2, Base	VG30, Z31, 4 pieces, Actual OE	RKV0001
300ZX	Engine Rocker Arm	3.0L	2+2, Turbo	VG30T, Z31, 4 pieces, Actual OE	RKV0001
300ZX	Engine Valve Lifter	3.0L	2+2, Base	VG30, Z31, 4 pieces, Actual OE	VLL0001
300ZX	Engine Valve Lifter	3.0L	2+2, Turbo	VG30T, Z31, 4 pieces, Actual OE	VLL0001
300ZX	Engine Water Pump	3.0L	2+2, Base	Gasket, Actual OE	WUP0028
D21	Engine Oil Pump	2.4L	Base	Actual OE, OIL PUMP	OUP0017
D21	Engine Oil Pump	3.0L	E, SE	RWD, Actual OE, OIL PUMP	OUP0019
D21	Engine Oil Pump	3.0L	E, SE	4WD, Actual OE, OIL PUMP	OUP0020
D21	Engine Rocker Arm	3.0L	E, SE	VG30, D21, 4 pieces, Actual OE	RKV0001
D21	Engine Valve Lifter	3.0L	E, SE	VG30, D21, 4 pieces, Actual OE	VLL0001
Maxima	Idle Air Control Valve	3.0L	GXE, SE	Automatic, Actual OE	ABV0085
Maxima	Engine Oil Pump	3.0L	GXE, SE	Actual OE, OIL PUMP	OUP0019
Maxima	Fuel Injection Pressure Regulator	3.0L	GXE, SE	Actual OE	PRR0005
Maxima	Engine Rocker Arm	3.0L	GXE, SE	VG30E, U11, 4 pieces, Actual OE	RKV0001
Maxima	Engine Valve Lifter	3.0L	GXE, SE	VG30E, U11, 4 pieces, Actual OE	VLL0001
Maxima	Engine Water Pump	3.0L	GXE, SE	Gasket, Actual OE	WUP0030
Pathfinder	Engine Oil Pump	3.0L	SE, XE	Actual OE, OIL PUMP	OUP0020
Pathfinder	Engine Rocker Arm	3.0L	SE, XE	VG30I, WD21, 4 pieces, Actual OE	RKV0001
Pathfinder	Engine Valve Lifter	3.0L	SE, XE	VG30I, WD21, 4 pieces, Actual OE	VLL0001
Pulsar NX	Ignition Coil	1.8L	SE	Actual OE	IGC0020
Tsuru	Engine Water Pump	1.6L	Austero, GST	Actual OE	WUP0021

Vehicle	Part Type	Engine Size	Trim	Note(s)	Part Number
<b>1989 Nissan</b>					
240SX	Fuel Injector	2.4L	SE, XE	Actual OE	FIJ0034
240SX	Engine Oil Pump	2.4L	SE, XE	Actual OE, OIL PUMP	OUP0023
240SX	Engine Water Pump	2.4L	SE, XE	Gasket, Actual OE	WUP0033
300ZX	Idle Air Control Valve	3.0L	Turbo	Actual OE	ABV0083
300ZX	Idle Air Control Valve	3.0L	2+2, Base	Automatic, Actual OE	ABV0084
300ZX	Engine Oil Pump	3.0L	2+2, Base, Turbo	Actual OE, OIL PUMP	OUP0019
300ZX	Engine Rocker Arm	3.0L	2+2, Base	VG30, Z31, 4 pieces, Actual OE	RKV0001
300ZX	Engine Rocker Arm	3.0L	Turbo	VG30T, Z31, 4 pieces, Actual OE	RKV0001
300ZX	Engine Valve Lifter	3.0L	2+2, Base	VG30, Z31, 4 pieces, Actual OE	VLL0001
300ZX	Engine Valve Lifter	3.0L	Turbo	VG30T, Z31, 4 pieces, Actual OE	VLL0001
300ZX	Engine Water Pump	3.0L	2+2, Base	Gasket, Actual OE	WUP0028
D21	Engine Oil Pump	2.4L	Base	Actual OE, OIL PUMP	OUP0017
D21	Engine Oil Pump	3.0L	E, SE	RWD, Actual OE, OIL PUMP	OUP0019
D21	Engine Oil Pump	3.0L	E, SE	4WD, Actual OE, OIL PUMP	OUP0020
D21	Engine Rocker Arm	3.0L	E, SE	VG30, D21, 4 pieces, Actual OE	RKV0001
D21	Starter Motor	3.0L	E, SE	Actual OE	STR0005
D21	Engine Valve Lifter	3.0L	E, SE	VG30, D21, 4 pieces, Actual OE	VLL0001
Maxima	Ignition Knock (Detonation) Sensor	3.0L	GXE, SE	Actual OE	KNS0002
Maxima	Engine Oil Pump	3.0L	GXE, SE	Actual OE, OIL PUMP	OUP0019
Maxima	Engine Rocker Arm	3.0L	GXE, SE	VG30E, J30, 4 pieces, Actual OE	RKV0001
Maxima	Engine Valve Lifter	3.0L	GXE, SE	VG30E, J30, 4 pieces, Actual OE	VLL0001
Pathfinder	Engine Oil Pump	3.0L	SE, XE	Actual OE, OIL PUMP	OUP0020
Pathfinder	Engine Rocker Arm	3.0L	SE, XE	VG30I, WD21, 4 pieces, Actual OE	RKV0001
Pathfinder	Starter Motor	3.0L	SE, XE	Actual OE	STR0005
Pathfinder	Engine Valve Lifter	3.0L	SE, XE	VG30I, WD21, 4 pieces, Actual OE	VLL0001
Pulsar NX	Ignition Coil	1.8L	SE	Actual OE	IGC0020

Vehicle	Part Type	Engine Size	Trim	Note(s)	Part Number
<b>1989 Nissan (cont'd)</b>					
Sentra	Engine Water Pump	1.6L	Base, E, SE, XE	Gasket, Actual OE	WUP0032
Tsuru	Engine Water Pump	1.6L	Austero, GST	Actual OE	WUP0021
<b>1990 Nissan</b>					
240SX	Fuel Injector	2.4L	SE, XE	Actual OE	FIJ0034
240SX	Engine Oil Pump	2.4L	SE, XE	Actual OE, OIL PUMP	OUP0023
240SX	Engine Water Pump	2.4L	SE, XE	Gasket, Actual OE	WUP0033
300ZX	Idle Air Control Valve	3.0L	2+2, Base, Turbo	Actual OE	ABV0082
300ZX	Ignition Coil	3.0L	2+2, Base	Actual OE	IGC0076
300ZX	Ignition Coil	3.0L	Turbo	Complete Unit, Actual OE	IGC0076
300ZX	Ignition Coil	3.0L	Turbo	Coil only, Actual OE	IGC0077
300ZX	Ignition Knock (Detonation) Sensor	3.0L	2+2, Base, Turbo	Actual OE	KNS0001
300ZX	Engine Water Pump	3.0L	2+2, Base, Turbo	Gasket, Actual OE	WUP0031
Axxess	Fuel Injector	2.4L	SE, XE	Actual OE	FIJ0034
D21	Idle Air Control Valve	3.0L	Base, SE	Actual OE	ABV0083
D21	Engine Cooling Fan Clutch	3.0L	Base, SE	Actual OE	FNC0002
D21	Ignition Knock (Detonation) Sensor	3.0L	Base, SE	Actual OE	KNS0001
D21	Mass Air Flow Sensor	3.0L	Base, SE	To 01/2004, Actual OE	MAF0002
D21	Engine Oil Pump	3.0L	Base, SE	RWD, Actual OE, OIL PUMP	OUP0019
D21	Engine Oil Pump	3.0L	Base, SE	4WD, Actual OE, OIL PUMP	OUP0020
D21	Engine Oil Pump	2.4L	Base	Actual OE, OIL PUMP	OUP0023
D21	Engine Rocker Arm	3.0L	Base, SE	VG30E, D21, 4 pieces, Actual OE	RKV0001
D21	Starter Motor	3.0L	Base, SE	Actual OE	STR0005
D21	Starter Motor	2.4L	Base	Actual OE	STR0024
D21	Engine Valve Lifter	3.0L	Base, SE	VG30E, D21, 4 pieces, Actual OE	VLL0001
D21	Engine Water Pump	3.0L	Base	Gasket, Actual OE	WUP0028
D21	Engine Water Pump	2.4L	Base	Gasket, Actual OE	WUP0033

Vehicle	Part Type	Engine Size	Trim	Note(s)	Part Number
<b>1990 Nissan (cont'd)</b>					
Maxima	Ignition Knock (Detonation) Sensor	3.0L	GXE, SE	Actual OE	KNS0002
Maxima	Engine Oil Pump	3.0L	GXE, SE	Actual OE, OIL PUMP	OUP0019
Maxima	Engine Rocker Arm	3.0L	GXE, SE	VG30E, J30, 4 pieces, Actual OE	RKV0001
Maxima	Engine Valve Lifter	3.0L	GXE, SE	VG30E, J30, 4 pieces, Actual OE	VLL0001
Pathfinder	Idle Air Control Valve	3.0L	SE, XE	Actual OE	ABV0083
Pathfinder	Engine Cooling Fan Clutch	3.0L	SE, XE	Actual OE	FNC0002
Pathfinder	Ignition Knock (Detonation) Sensor	3.0L	SE, XE	Actual OE	KNS0001
Pathfinder	Mass Air Flow Sensor	3.0L	SE, XE	To 05/2011, Actual OE	MAF0002
Pathfinder	Engine Oil Pump	3.0L	SE, XE	Actual OE, OIL PUMP	OUP0020
Pathfinder	Engine Rocker Arm	3.0L	SE, XE	VG30E, WD21, 4 pieces, Actual OE	RKV0001
Pathfinder	Starter Motor	3.0L	SE, XE	Actual OE	STR0005
Pathfinder	Engine Valve Lifter	3.0L	SE, XE	VG30E, WD21, 4 pieces, Actual OE	VLL0001
Pathfinder	Engine Water Pump	3.0L	SE, XE	Gasket, Actual OE	WUP0028
Sentra	Engine Variable Valve Timing (VVT) Sprocket	1.6L	4x4, Base, SE, XE	Intake, Actual OE	VTG0007
Sentra	Engine Water Pump	1.6L	Base, SE, XE	Gasket, Actual OE	WUP0032
Stanza	Fuel Injector	2.4L	GXE, XE	Actual OE	FIJ0034
Tsuru	Engine Water Pump	1.6L	Austero, GST	Actual OE	WUP0021
<b>1991 Nissan</b>					
240SX	Fuel Injector	2.4L	Base, LE, SE	Actual OE	FIJ0016
240SX	Ignition Knock (Detonation) Sensor	2.4L	Base, LE, SE	Actual OE	KNS0001
240SX	Engine Valve Lifter	2.4L	Base, LE, SE	KA24DE, S13, 4 pieces, Actual OE	VLL0002
240SX	Engine Water Pump	2.4L	Base, LE, SE	Gasket, Actual OE	WUP0033
300ZX	Idle Air Control Valve	3.0L	2+2, Base, Turbo	Actual OE	ABV0082
300ZX	Ignition Coil	3.0L	2+2, Base	Actual OE	IGC0076
300ZX	Ignition Coil	3.0L	Turbo	Complete Unit, Actual OE	IGC0076

Vehicle	Part Type	Engine Size	Trim	Note(s)	Part Number
<b>1991 Nissan (cont'd)</b>					
300ZX	Ignition Coil	3.0L	Turbo	Coil only, Actual OE	IGC0077
300ZX	Ignition Knock (Detonation) Sensor	3.0L	2+2, Base, Turbo	Actual OE	KNS0001
300ZX	Engine Water Pump	3.0L	2+2, Base, Turbo	Gasket, Actual OE	WUP0031
Axxess	Fuel Injector	2.4L	4x4, Base	Actual OE	FIJ0034
D21	Idle Air Control Valve	3.0L	Base, SE	Actual OE	ABV0083
D21	Engine Cooling Fan Clutch	3.0L	Base, SE	Actual OE	FNC0002
D21	Ignition Knock (Detonation) Sensor	3.0L	Base, SE	Actual OE	KNS0001
D21	Mass Air Flow Sensor	3.0L	Base, SE	To 01/2004, Actual OE	MAF0002
D21	Engine Oil Pump	3.0L	Base, SE	RWD, Actual OE, OIL PUMP	OUP0019
D21	Engine Oil Pump	3.0L	Base, SE	4WD, Actual OE, OIL PUMP	OUP0020
D21	Engine Oil Pump	2.4L	Base	Actual OE, OIL PUMP	OUP0023
D21	Engine Rocker Arm	3.0L	Base, SE	VG30E, D21, 4 pieces, Actual OE	RKV0001
D21	Starter Motor	3.0L	Base, SE	Actual OE	STR0005
D21	Starter Motor	2.4L	Base	Actual OE	STR0024
D21	Engine Valve Lifter	3.0L	Base, SE	VG30E, D21, 4 pieces, Actual OE	VLL0001
D21	Engine Water Pump	3.0L	Base, SE	Gasket, Actual OE	WUP0028
D21	Engine Water Pump	2.4L	Base	Gasket, Actual OE	WUP0033
Maxima	Alternator	3.0L	GXE, SE	VG30E, Actual OE	ALR0042
Maxima	Engine Oil Pump	3.0L	GXE, SE	Actual OE, OIL PUMP	OUP0019
Maxima	Engine Rocker Arm	3.0L	GXE, SE	VG30E, J30, 4 pieces, Actual OE	RKV0001
Maxima	Engine Valve Lifter	3.0L	GXE, SE	VG30E, J30, 4 pieces, Actual OE	VLL0001
NX	Fuel Injector	2.0L	SE, XE	Actual OE	FIJ0017
NX	Fuel Injector	1.6L	SE	Actual OE	FIJ0018
NX	Mass Air Flow Sensor	1.6L	SE, XE	Actual OE	MAF0093
NX	Engine Water Pump	1.6L	SE, XE	Gaskets (2), Actual OE	WUP0002
Pathfinder	Idle Air Control Valve	3.0L	SE, XE	Actual OE	ABV0083

Vehicle	Part Type	Engine Size	Trim	Note(s)	Part Number
<b>1991 Nissan (cont'd)</b>					
Pathfinder	Engine Cooling Fan Clutch	3.0L	SE, XE	Actual OE	FNC0002
Pathfinder	Ignition Knock (Detonation) Sensor	3.0L	SE, XE	Actual OE	KNS0001
Pathfinder	Mass Air Flow Sensor	3.0L	SE, XE	To 05/2011, Actual OE	MAF0002
Pathfinder	Engine Oil Pump	3.0L	SE, XE	Actual OE, OIL PUMP	OUP0020
Pathfinder	Engine Rocker Arm	3.0L	Base, SE, XE	VG30E, WD21, 4 pieces, Actual OE	RKV0001
Pathfinder	Starter Motor	3.0L	SE, XE	Actual OE	STR0005
Pathfinder	Engine Valve Lifter	3.0L	Base, SE, XE	VG30E, WD21, 4 pieces, Actual OE	VLL0001
Pathfinder	Engine Water Pump	3.0L	SE, XE	Gasket, Actual OE	WUP0028
Sentra	Alternator	1.6L	E, GXE, SE, XE	Actual OE	ALR0025
Sentra	Fuel Injector	2.0L	SE-R	Actual OE	FIJ0017
Sentra	Fuel Injector	1.6L	E, GXE, SE, XE	Actual OE	FIJ0018
Sentra	Mass Air Flow Sensor	1.6L	E, GXE, SE, XE	Actual OE	MAF0093
Sentra	Engine Oil Pump Cover	2.0L	SE-R	SR20DE, B13, Actual OE	OFC0007
Sentra	Engine Variable Valve Timing (VVT) Sprocket	1.6L	Classic, E, GXE, SE, XE	Intake, Actual OE	VTG0007
Sentra	Engine Water Pump	1.6L	E, GXE, SE, XE	Gaskets (2), Actual OE	WUP0002
Stanza	Fuel Injector	2.4L	GXE, XE	Actual OE	FIJ0034
Tsuru	Engine Water Pump	1.6L	Austero, GST	Actual OE	WUP0021
<b>1992 Nissan</b>					
240SX	Fuel Injector	2.4L	Base, LE, SE	Actual OE	FIJ0016
240SX	Ignition Knock (Detonation) Sensor	2.4L	Base, LE, SE	Actual OE	KNS0001
240SX	Engine Valve Lifter	2.4L	Base, LE, SE	KA24DE, S13, 4 pieces, Actual OE	VLL0002
240SX	Engine Water Pump	2.4L	Base, LE, SE	Gasket, Actual OE	WUP0033
300ZX	Idle Air Control Valve	3.0L	2+2, Base, Turbo	Actual OE	ABV0082
300ZX	Ignition Coil	3.0L	2+2, Base	Actual OE	IGC0076
300ZX	Ignition Coil	3.0L	Turbo	Complete Unit, Actual OE	IGC0076
300ZX	Ignition Coil	3.0L	Turbo	Coil only, Actual OE	IGC0077



Vehicle	Part Type	Engine Size	Trim	Note(s)	Part Number
<b>1992 Nissan (cont'd)</b>					
300ZX	Ignition Knock (Detonation) Sensor	3.0L	2+2, Base, Turbo	Actual OE	KNS0001
300ZX	Engine Water Pump	3.0L	2+2, Base, Turbo	Gasket, Actual OE	WUP0031
Axxess	Fuel Injector	2.4L	4x4, Base	Actual OE	FIJ0034
D21	Idle Air Control Valve	3.0L	Base, SE	Actual OE	ABV0083
D21	Engine Cooling Fan Clutch	3.0L	Base, SE	Actual OE	FNC0002
D21	Ignition Knock (Detonation) Sensor	3.0L	Base, SE	Actual OE	KNS0001
D21	Mass Air Flow Sensor	3.0L	Base, SE	To 05/2014, Actual OE	MAF0002
D21	Engine Oil Pump	3.0L	Base, SE	RWD, Actual OE, OIL PUMP	OUP0019
D21	Engine Oil Pump	3.0L	Base, SE	4WD, Actual OE, OIL PUMP	OUP0020
D21	Engine Oil Pump	2.4L	Base	Actual OE, OIL PUMP	OUP0023
D21	Engine Rocker Arm	3.0L	Base, SE	VG30E, D21, 4 pieces, Actual OE	RKV0001
D21	Starter Motor	3.0L	Base, SE	Actual OE	STR0005
D21	Starter Motor	2.4L	Base	Actual OE	STR0024
D21	Engine Valve Lifter	3.0L	Base, SE	VG30E, D21, 4 pieces, Actual OE	VLL0001
D21	Engine Water Pump	3.0L	Base, SE	Gasket, Actual OE	WUP0028
D21	Engine Water Pump	2.4L	Base	Gasket, Actual OE	WUP0033
Maxima	Alternator	3.0L	GXE	VG30E, Actual OE	ALR0042
Maxima	Engine Oil Pump	3.0L	GXE, SE	Actual OE, OIL PUMP	OUP0019
Maxima	Fuel Injection Pressure Regulator	3.0L	SE	Actual OE	PRR0008
Maxima	Engine Rocker Arm	3.0L	GXE	VG30E, J30, 4 pieces, Actual OE	RKV0001
Maxima	Engine Valve Lifter	3.0L	GXE	VG30E, J30, 4 pieces, Actual OE	VLL0001
NX	Fuel Injector	2.0L	SE, XE	Actual OE	FIJ0017
NX	Fuel Injector	1.6L	SE	Actual OE	FIJ0018
NX	Mass Air Flow Sensor	1.6L	SE, XE	Actual OE	MAF0093
NX	Engine Water Pump	1.6L	SE, XE	Gaskets (2), Actual OE	WUP0002
Pathfinder	Idle Air Control Valve	3.0L	SE, XE	Actual OE	ABV0083

Vehicle	Part Type	Engine Size	Trim	Note(s)	Part Number
<b>1992 Nissan (cont'd)</b>					
Pathfinder	Engine Cooling Fan Clutch	3.0L	SE, XE	Actual OE	FNC0002
Pathfinder	Ignition Knock (Detonation) Sensor	3.0L	SE, XE	Actual OE	KNS0001
Pathfinder	Mass Air Flow Sensor	3.0L	SE	To 05/2011, Actual OE	MAF0002
Pathfinder	Mass Air Flow Sensor	3.0L	XE	To 10/2013, Actual OE	MAF0002
Pathfinder	Engine Oil Pump	3.0L	SE, XE	Actual OE, OIL PUMP	OUP0020
Pathfinder	Engine Rocker Arm	3.0L	Base, SE, XE	VG30E, WD21, 4 pieces, Actual OE	RKV0001
Pathfinder	Starter Motor	3.0L	SE, XE	Actual OE	STR0005
Pathfinder	Engine Valve Lifter	3.0L	Base, SE, XE	VG30E, WD21, 4 pieces, Actual OE	VLL0001
Pathfinder	Engine Water Pump	3.0L	SE, XE	Gasket, Actual OE	WUP0028
Sentra	Alternator	1.6L	E, GXE, SE, XE	Actual OE	ALR0025
Sentra	Fuel Injector	2.0L	SE-R	Actual OE	FIJ0017
Sentra	Fuel Injector	1.6L	E, GXE, SE, XE	Actual OE	FIJ0018
Sentra	Mass Air Flow Sensor	1.6L	E, GXE, SE, XE	Actual OE	MAF0093
Sentra	Engine Oil Pump Cover	2.0L	SE-R	SR20DE, B13, Actual OE	OFC0007
Sentra	Engine Variable Valve Timing (VVT) Sprocket	1.6L	Classic, E, GXE, SE, XE	Intake, Actual OE	VTG0007
Sentra	Engine Water Pump	1.6L	E, GXE, SE, XE	Gaskets (2), Actual OE	WUP0002
Stanza	Fuel Injector	2.4L	GXE, SE, XE	Actual OE	FIJ0034
Tsuru	Engine Water Pump	1.6L	Austero, GST	Actual OE	WUP0021
<b>1993 Nissan</b>					
240SX	Fuel Injector	2.4L	Base, SE	Actual OE	FIJ0016
240SX	Ignition Knock (Detonation) Sensor	2.4L	Base, SE	Actual OE	KNS0001
240SX	Engine Valve Lifter	2.4L	Base, SE	KA24DE, S13, 4 pieces, Actual OE	VLL0002
240SX	Engine Water Pump	2.4L	Base, SE	Gasket, Actual OE	WUP0033
300ZX	Idle Air Control Valve	3.0L	2+2, Base, Turbo	Actual OE	ABV0082
300ZX	Ignition Coil	3.0L	2+2, Base	Actual OE	IGC0076
300ZX	Ignition Coil	3.0L	Turbo	Complete Unit, Actual OE	IGC0076

Vehicle	Part Type	Engine Size	Trim	Note(s)	Part Number
<b>1993 Nissan (cont'd)</b>					
300ZX	Ignition Coil	3.0L	Turbo	Coil only, Actual OE	IGC0077
300ZX	Ignition Knock (Detonation) Sensor	3.0L	2+2, Base, Turbo	Actual OE	KNS0001
300ZX	Engine Water Pump	3.0L	2+2, Base, Turbo	Gasket, Actual OE	WUP0031
Altima	Alternator	2.4L	GLE, GXE, SE, XE	Actual OE	ALR0036
Altima	Fuel Injector	2.4L	GLE, GXE, SE, XE	Actual OE	FIJ0016
Altima	Fuel Injection Pressure Regulator	2.4L	GLE, GXE, SE, XE	Actual OE	PRR0001
Altima	Starter Motor	2.4L	GLE, GXE, SE, XE	Actual OE	STR0010
Altima	Engine Valve Lifter	2.4L	Base, GLE, GXE, SE, XE	KA24DE, U13U, 4 pieces, Actual OE	VLL0002
Axxess	Fuel Injector	2.4L	4x4, Base	Actual OE	FIJ0034
D21	Idle Air Control Valve	3.0L	Base, SE	Actual OE	ABV0083
D21	Fuel Injector	3.0L	Base, SE	Select Use (Black Dot), any color can be used if all injectors are replaced, or else color must match, Actual OE	FIJ0003
D21	Fuel Injector	3.0L	Base, SE	Blue Dot, any color can be used if all injectors are replaced, or else color must match, Actual OE	FIJ0004
D21	Fuel Injector	2.4L	Base	w/ Federal Emissions, Actual OE	FIJ0005
D21	Engine Cooling Fan Clutch	3.0L	Base, SE	Actual OE	FNC0002
D21	Ignition Knock (Detonation) Sensor	3.0L	Base, SE	Actual OE	KNS0001
D21	Mass Air Flow Sensor	3.0L	Base	To 05/2014, Actual OE	MAF0002
D21	Mass Air Flow Sensor	3.0L	SE	To 06/2011, Actual OE	MAF0002
D21	Engine Oil Pump	3.0L	Base, SE	RWD, Actual OE, OIL PUMP	OUP0019
D21	Engine Oil Pump	3.0L	Base, SE	4WD, Actual OE, OIL PUMP	OUP0020
D21	Engine Oil Pump	2.4L	Base	Actual OE, OIL PUMP	OUP0023
D21	Engine Rocker Arm	3.0L	Base, SE	VG30E, D21, 4 pieces, Actual OE	RKV0001

Vehicle	Part Type	Engine Size	Trim	Note(s)	Part Number
<b>1993 Nissan (cont'd)</b>					
D21	Starter Motor	3.0L	Base, SE	Actual OE	STR0005
D21	Starter Motor	2.4L	Base	Actual OE	STR0024
D21	Engine Valve Lifter	3.0L	Base, SE	VG30E, D21, 4 pieces, Actual OE	VLL0001
D21	Engine Water Pump	3.0L	Base, SE	Gasket, Actual OE	WUP0028
D21	Engine Water Pump	2.4L	Base	Gasket, Actual OE	WUP0033
Maxima	Alternator	3.0L	GXE	VG30E, Actual OE	ALR0042
Maxima	Fuel Injector	3.0L	GXE	Blue, SOHC, Actual OE	FIJ0021
Maxima	Fuel Injector	3.0L	GXE	Black, SOHC, Actual OE	FIJ0022
Maxima	Engine Oil Pump	3.0L	GXE, SE	Actual OE, OIL PUMP	OUP0019
Maxima	Fuel Injection Pressure Regulator	3.0L	SE	Actual OE	PRR0008
Maxima	Engine Rocker Arm	3.0L	GXE	VG30E, J30, 4 pieces, Actual OE	RKV0001
Maxima	Engine Valve Lifter	3.0L	GXE	VG30E, J30, 4 pieces, Actual OE	VLL0001
NX	Fuel Injector	2.0L	SE, XE	Actual OE	FIJ0017
NX	Fuel Injector	1.6L	SE	Actual OE	FIJ0018
NX	Mass Air Flow Sensor	1.6L	SE, XE	Actual OE	MAF0093
NX	Starter Motor	1.6L	SE, XE	Actual OE	STR0013
NX	Engine Water Pump	1.6L	SE, XE	Gaskets (2), Actual OE	WUP0002
Pathfinder	Idle Air Control Valve	3.0L	SE, XE	Actual OE	ABV0083
Pathfinder	Fuel Injector	3.0L	SE, XE	Select Use (Black Dot), any color can be used if all injectors are replaced, or else color must match, Actual OE	FIJ0003
Pathfinder	Fuel Injector	3.0L	SE, XE	Blue Dot, any color can be used if all injectors are replaced, or else color must match, Actual OE	FIJ0004
Pathfinder	Engine Cooling Fan Clutch	3.0L	SE, XE	Actual OE	FNC0002
Pathfinder	Ignition Knock (Detonation) Sensor	3.0L	SE, XE	Actual OE	KNS0001

Vehicle	Part Type	Engine Size	Trim	Note(s)	Part Number
<b>1993 Nissan (cont'd)</b>					
Pathfinder	Mass Air Flow Sensor	3.0L	XE	To 08/2010, Actual OE	MAF0002
Pathfinder	Mass Air Flow Sensor	3.0L	SE	To 10/2013, Actual OE	MAF0002
Pathfinder	Engine Oil Pump	3.0L	SE, XE	Actual OE, OIL PUMP	OUP0020
Pathfinder	Engine Rocker Arm	3.0L	SE, XE	VG30E, WD21, 4 pieces, Actual OE	RKV0001
Pathfinder	Starter Motor	3.0L	SE, XE	Actual OE	STR0005
Pathfinder	Engine Valve Lifter	3.0L	SE, XE	VG30E, WD21, 4 pieces, Actual OE	VLL0001
Pathfinder	Engine Water Pump	3.0L	SE, XE	Gasket, Actual OE	WUP0028
Quest	Idle Air Control Valve	3.0L	GXE, XE	Actual OE	ABV0084
Quest	Fuel Injector	3.0L	GXE, XE	Select Use (Black Dot), any color can be used if all injectors are replaced, or else color must match, Actual OE	FIJ0003
Quest	Fuel Injector	3.0L	GXE, XE	Select Use (Blue Dot), any color can be used if all injectors are replaced, or else color must match, Actual OE	FIJ0004
Quest	Ignition Knock (Detonation) Sensor	3.0L	GXE, XE	Actual OE	KNS0001
Quest	Mass Air Flow Sensor	3.0L	GXE, XE	To 09/2012, Actual OE	MAF0003
Quest	Engine Rocker Arm	3.0L	GXE, XE	VG30E, V40, 4 pieces, Actual OE	RKV0001
Quest	Engine Valve Lifter	3.0L	GXE, XE	VG30E, V40, 4 pieces, Actual OE	VLL0001
Sentra	Alternator	1.6L	E, GXE, SE, XE	Actual OE	ALR0025
Sentra	Fuel Injector	2.0L	SE-R	Actual OE	FIJ0017
Sentra	Fuel Injector	1.6L	E, GXE, SE, XE	Actual OE	FIJ0018
Sentra	Mass Air Flow Sensor	1.6L	E, GXE, SE, XE	Actual OE	MAF0093
Sentra	Engine Oil Pump Cover	2.0L	SE-R	SR20DE, B13, Actual OE	OFC0007
Sentra	Fuel Injection Pressure Regulator	2.0L	SE-R	From 08/1993, Actual OE	PRR0007
Sentra	Starter Motor	1.6L	E, GXE, SE, XE	Actual OE	STR0013

Vehicle	Part Type	Engine Size	Trim	Note(s)	Part Number
<b>1993 Nissan (cont'd)</b>					
Sentra	Engine Variable Valve Timing (VVT) Sprocket	1.6L	Base, Classic, E, GXE, SE, XE	Intake, Actual OE	VTG0007
Sentra	Engine Water Pump	1.6L	E, GXE, SE, XE	Gaskets (2), Actual OE	WUP0002
Tsuru	Engine Water Pump	1.6L	Austero, GST	Actual OE	WUP0021
<b>1994 Nissan</b>					
240SX	Fuel Injector	2.4L	SE	Actual OE	FIJ0016
240SX	Ignition Knock (Detonation) Sensor	2.4L	SE	Actual OE	KNS0001
240SX	Engine Water Pump	2.4L	SE	Gasket, Actual OE	WUP0033
300ZX	Idle Air Control Valve	3.0L	2+2, Base, Turbo	Actual OE	ABV0082
300ZX	Alternator	3.0L	2+2, Base	Actual OE	ALR0035
300ZX	Fuel Injector	3.0L	2+2, Base	Actual OE	FIJ0010
300ZX	Ignition Coil	3.0L	2+2, Base	Actual OE	IGC0076
300ZX	Ignition Coil	3.0L	Turbo	Complete Unit, Actual OE	IGC0076
300ZX	Ignition Coil	3.0L	Turbo	Coil only, Actual OE	IGC0077
300ZX	Ignition Knock (Detonation) Sensor	3.0L	2+2, Base, Turbo	Actual OE	KNS0001
300ZX	Engine Water Pump	3.0L	2+2, Base, Turbo	Gasket, Actual OE	WUP0031
Altima	Alternator	2.4L	GLE, GXE, SE, XE	Actual OE	ALR0036
Altima	Fuel Injector	2.4L	GLE, GXE, SE, XE	Actual OE	FIJ0016
Altima	Fuel Injection Pressure Regulator	2.4L	GLE, GXE, SE, XE	Actual OE	PRR0001
Altima	Starter Motor	2.4L	GLE, GXE, SE, XE	Actual OE	STR0010
Altima	Engine Valve Lifter	2.4L	GLE, GXE, SE, XE	KA24DE, U13U, 4 pieces, Actual OE	VLL0002
Axxess	Fuel Injector	2.4L	4x4, Base	Actual OE	FIJ0034
D21	Idle Air Control Valve	3.0L	Base, SE, XE	Actual OE	ABV0083
D21	Fuel Injector	3.0L	Base, SE, XE	Select Use (Black Dot), any color can be used if all injectors are replaced, or else color must match, Actual OE	FIJ0003

Vehicle	Part Type	Engine Size	Trim	Note(s)	Part Number
<b>1994 Nissan (cont'd)</b>					
D21	Fuel Injector	3.0L	Base, SE, XE	Blue Dot, any color can be used if all injectors are replaced, or else color must match, Actual OE	FIJ0004
D21	Fuel Injector	2.4L	Base, XE	w/ Federal Emissions, Actual OE	FIJ0005
D21	Engine Cooling Fan Clutch	3.0L	Base, SE, XE	Actual OE	FNC0002
D21	Ignition Knock (Detonation) Sensor	3.0L	Base, SE, XE	Actual OE	KNS0001
D21	Mass Air Flow Sensor	3.0L	XE	To 05/2011, Actual OE	MAF0002
D21	Mass Air Flow Sensor	3.0L	Base, SE	To 06/2011, Actual OE	MAF0002
D21	Engine Oil Pump	3.0L	SE, XE	4WD, Actual OE, OIL PUMP	OUP0020
D21	Engine Oil Pump	2.4L	Base, XE	Actual OE, OIL PUMP	OUP0023
D21	Engine Rocker Arm	3.0L	Base, SE, XE	VG30E, D21, 4 pieces, Actual OE	RKV0001
D21	Starter Motor	2.4L	Base, XE	Actual OE	STR0024
D21	Engine Valve Lifter	3.0L	Base, SE, XE	VG30E, D21, 4 pieces, Actual OE	VLL0001
D21	Engine Water Pump	3.0L	Base, SE, XE	Gasket, Actual OE	WUP0028
D21	Engine Water Pump	2.4L	Base, XE	Gasket, Actual OE	WUP0033
Maxima	Alternator	3.0L	GXE	VG30E, Actual OE	ALR0042
Maxima	Fuel Injector	3.0L	GXE	Blue, SOHC, Actual OE	FIJ0021
Maxima	Fuel Injector	3.0L	GXE	Black, SOHC, Actual OE	FIJ0022
Maxima	Engine Oil Pump	3.0L	GXE, SE	Actual OE, OIL PUMP	OUP0019
Maxima	Fuel Injection Pressure Regulator	3.0L	SE	Actual OE	PRR0008
Maxima	Engine Rocker Arm	3.0L	GXE	VG30E, J30, 4 pieces, Actual OE	RKV0001
Maxima	Engine Valve Lifter	3.0L	GXE	VG30E, J30, 4 pieces, Actual OE	VLL0001
Pathfinder	Idle Air Control Valve	3.0L	LE, SE, XE	Actual OE	ABV0083

Vehicle	Part Type	Engine Size	Trim	Note(s)	Part Number
<b>1994 Nissan (cont'd)</b>					
Pathfinder	Fuel Injector	3.0L	LE, SE, XE	Select Use (Black Dot), any color can be used if all injectors are replaced, or else color must match, Actual OE	FIJ0003
Pathfinder	Fuel Injector	3.0L	LE, SE, XE	Blue Dot, any color can be used if all injectors are replaced, or else color must match, Actual OE	FIJ0004
Pathfinder	Engine Cooling Fan Clutch	3.0L	LE, SE, XE	Actual OE	FNC0002
Pathfinder	Ignition Knock (Detonation) Sensor	3.0L	LE, SE, XE	Actual OE	KNS0001
Pathfinder	Mass Air Flow Sensor	3.0L	LE, XE	To 05/2011, Actual OE	MAF0002
Pathfinder	Mass Air Flow Sensor	3.0L	SE	To 08/2010, Actual OE	MAF0002
Pathfinder	Engine Oil Pump	3.0L	LE, SE, XE	Actual OE, OIL PUMP	OUP0020
Pathfinder	Engine Rocker Arm	3.0L	LE, SE, XE	VG30E, WD21, 4 pieces, Actual OE	RKV0001
Pathfinder	Starter Motor	3.0L	LE, SE, XE	Actual OE	STR0005
Pathfinder	Engine Valve Lifter	3.0L	LE, SE, XE	VG30E, WD21, 4 pieces, Actual OE	VLL0001
Pathfinder	Engine Water Pump	3.0L	LE, SE, XE	Gasket, Actual OE	WUP0028
Quest	Idle Air Control Valve	3.0L	GXE, XE	Actual OE	ABV0084
Quest	Fuel Injector	3.0L	GXE, XE	Select Use (Black Dot), any color can be used if all injectors are replaced, or else color must match, Actual OE	FIJ0003
Quest	Fuel Injector	3.0L	GXE, XE	Select Use (Blue Dot), any color can be used if all injectors are replaced, or else color must match, Actual OE	FIJ0004
Quest	Ignition Knock (Detonation) Sensor	3.0L	GXE, XE	Actual OE	KNS0001
Quest	Mass Air Flow Sensor	3.0L	GXE, XE	To 09/2012, Actual OE	MAF0003



Vehicle	Part Type	Engine Size	Trim	Note(s)	Part Number
<b>1994 Nissan (cont'd)</b>					
Quest	Engine Rocker Arm	3.0L	GXE, XE	VG30E, V40, 4 pieces, Actual OE	RKV0001
Quest	Engine Valve Lifter	3.0L	GXE, XE	VG30E, V40, 4 pieces, Actual OE	VLL0001
Sentra	Alternator	1.6L	E, GXE, Limited Edition, SE, XE	Actual OE	ALR0025
Sentra	Fuel Injector	2.0L	SE-R	Actual OE	FIJ0017
Sentra	Fuel Injector	1.6L	E, GXE, Limited Edition, SE, XE	Actual OE	FIJ0018
Sentra	Mass Air Flow Sensor	1.6L	E, GXE, Limited Edition, SE, XE	Actual OE	MAF0093
Sentra	Engine Oil Pump Cover	2.0L	SE-R	SR20DE, B13, Actual OE	OFC0007
Sentra	Fuel Injection Pressure Regulator	2.0L	SE-R	Actual OE	PRR0007
Sentra	Starter Motor	1.6L	E, GXE, Limited Edition, SE, XE	Actual OE	STR0013
Sentra	Engine Variable Valve Timing (VVT) Sprocket	1.6L	E, GXE, Limited Edition, SE, XE	Intake, Actual OE	VTG0007
Sentra	Engine Water Pump	1.6L	E, GXE, Limited Edition, SE, XE	Gaskets (2), Actual OE	WUP0002
Tsuru	Engine Water Pump	1.6L	Austero, GST	Actual OE	WUP0021
<b>1995 Nissan</b>					
200SX	Alternator	1.6L	Base, SE	Actual OE	ALR0028
200SX	Alternator	2.0L	Base, SE-R	Actual OE	ALR0037
200SX	Engine Crankshaft Position Sensor	2.0L	Base, SE-R	Manual, Actual OE, CRANK ANGLE SENSOR	CAS0001
200SX	Engine Crankshaft Position Sensor	2.0L	Base, SE-R	Automatic, Actual OE, CRANK ANGLE SENSOR	CAS0002
200SX	Engine Crankshaft Position Sensor	1.6L	Base, SE	Automatic, Actual OE, CRANK ANGLE SENSOR	CAS0003
200SX	Engine Crankshaft Position Sensor	1.6L	Base, SE	Manual, Actual OE, CRANK ANGLE SENSOR	CAS0011
200SX	Fuel Injector	2.0L	Base, SE-R	Actual OE	FIJ0010
200SX	Fuel Injector	1.6L	Base, SE	Actual OE	FIJ0018
200SX	Fuel Pump	1.6L, 2.0L	Base, SE, SE-R	B14U, SPECIAL ORDER ONLY	FUP3362HU-D
200SX	Ignition Knock (Detonation) Sensor	2.0L	Base, SE-R	Actual OE	KNS0001
200SX	Mass Air Flow Sensor	2.0L	SE-R	To 07/1997, Actual OE	MAF0001

Vehicle	Part Type	Engine Size	Trim	Note(s)	Part Number
<b>1995 Nissan (cont'd)</b>					
200SX	Mass Air Flow Sensor	2.0L	Base	To 07/1998, Actual OE	MAF0001
200SX	Mass Air Flow Sensor	1.6L	Base, SE	Actual OE	MAF0085
200SX	Engine Oil Pump Cover	2.0L	Base, SE-R	SR20DE, B14U, Actual OE	OFC0007
200SX	Fuel Injection Pressure Regulator	2.0L	Base, SE-R	Actual OE	PRR0007
200SX	Starter Motor	2.0L	Base, SE-R	Actual OE	STR0017
200SX	Engine Variable Valve Timing (VVT) Sprocket	1.6L	Base, SE	Intake, Actual OE	VTG0007
200SX	Engine Water Pump	1.6L	Base, SE	Gaskets (2), Actual OE	WUP0002
240SX	Engine Crankshaft Position Sensor	2.4L	Base, SE	Actual OE, CRANK ANGLE SENSOR	CAS0003
240SX	Fuel Injector	2.4L	Base, SE	Actual OE	FIJ0016
240SX	Ignition Knock (Detonation) Sensor	2.4L	Base, SE	Actual OE	KNS0001
240SX	Engine Valve Lifter	2.4L	Base, SE	KA24DE, S14, 4 pieces, Actual OE	VLL0002
240SX	Engine Water Pump	2.4L	Base, SE	Gasket, Actual OE	WUP0033
300ZX	Idle Air Control Valve	3.0L	2+2, Base, Turbo	Actual OE	ABV0082
300ZX	Alternator	3.0L	2+2, Base	Actual OE	ALR0035
300ZX	Engine Crankshaft Position Sensor	3.0L	2+2, Base, Turbo	Actual OE, CRANK ANGLE SENSOR	CAS0003
300ZX	Fuel Injector	3.0L	2+2, Base	Actual OE	FIJ0010
300ZX	Fuel Injector	3.0L	Turbo	Turbocharged, Actual OE	FIJ0013
300ZX	Ignition Coil	3.0L	2+2, Base	Complete Unit, VG30DE, Actual OE	IGC0076
300ZX	Ignition Coil	3.0L	Turbo	Complete Unit, VG30DETT, Actual OE	IGC0076
300ZX	Ignition Coil	3.0L	Turbo	Coil only, VG30DETT, Actual OE	IGC0077
300ZX	Ignition Knock (Detonation) Sensor	3.0L	2+2, Base, Turbo	Actual OE	KNS0001
300ZX	Air Charge Temperature Sensor	3.0L	2+2, Base, Turbo	From 07/1995, Actual OE	TMS0003
300ZX	Engine Water Pump	3.0L	2+2, Base, Turbo	Gasket, Actual OE	WUP0031

Vehicle	Part Type	Engine Size	Trim	Note(s)	Part Number
<b>1995 Nissan (cont'd)</b>					
Altima	Engine Crankshaft Position Sensor	2.4L	GLE, GXE, SE, XE	Actual OE, CRANK ANGLE SENSOR	CAS0006
Altima	Fuel Injector	2.4L	GXE, SE, XE	Manual, Actual OE	FIJ0016
Altima	Fuel Injector	2.4L	GLE, GXE, SE, XE	w/ Federal Emissions, Automatic, Actual OE	FIJ0016
Altima	Ignition Coil	2.4L	GLE, GXE, SE, XE	Assembly, Actual OE	IGC0075
Altima	Ignition Control Module	2.4L	GLE, GXE, SE, XE		IGC8035
Altima	Ignition Coil	2.4L	GLE, GXE, SE, XE	Without Ignition Coil Protector	IGC8734-D
Altima	Ignition Knock (Detonation) Sensor	2.4L	GLE, GXE, SE, XE	Actual OE	KNS0001
Altima	Fuel Injection Pressure Regulator	2.4L	GLE, GXE, SE, XE	Actual OE	PRR0001
Altima	Starter Motor	2.4L	GLE, GXE, SE, XE	Actual OE	STR0010
Altima	Air Charge Temperature Sensor	2.4L	GLE, GXE, SE, XE	At Air Duct, Actual OE	TMS0003
Altima	Engine Valve Lifter	2.4L	GLE, GXE, SE, XE	KA24DE, U13U, 4 pieces, Actual OE	VLL0002
Axxess	Fuel Injector	2.4L	Base	Actual OE	FIJ0034
Maxima	Alternator	3.0L	GLE, GXE, SE	w/ California Emissions, Actual OE	ALR0002
Maxima	Alternator	3.0L	GLE, GXE, SE	w/ California Emissions, Actual OE	ALR0011
Maxima	Alternator	3.0L	GLE, GXE, SE	Actual OE	ALR0020
Maxima	Fuel Injector	3.0L	GLE, GXE, SE	Actual OE	FIJ0023
Maxima	Electric Fuel Pump	3.0L	GLE, GXE, SE	In-Tank, Actual OE, PUMP ONLY	FUP0015
Maxima	Fuel Pump	3.0L	GLE, GXE, SE	VQ30DE, A32B, SPECIAL ORDER ONLY	FUP3362HU-D
Maxima	Ignition Coil	3.0L	GLE, GXE, SE	Right, Actual OE	IGC0012
Maxima	Ignition Coil	3.0L	GLE, GXE, SE	Left, Actual OE	IGC0015
Maxima	Ignition Knock (Detonation) Sensor	3.0L	GLE, GXE, SE	Actual OE	KNS0001
Maxima	Engine Oil Pump	3.0L	GLE, GXE, SE	Actual OE, OIL PUMP	OUP0027
Maxima	Fuel Injection Pressure Regulator	3.0L	GLE, GXE, SE	Actual OE	PRR0003

Vehicle	Part Type	Engine Size	Trim	Note(s)	Part Number
<b>1995 Nissan (cont'd)</b>					
Maxima	Power Steering Pump	3.0L	GLE, GXE, SE	2 washers, Actual OE	PSP0002
Maxima	Starter Motor	3.0L	GLE, GXE, SE	Actual OE	STR0015
Maxima	Throttle Position Sensor	3.0L	GXE, SE	Except California Models, Manual, Actual OE	TPS0003
Pathfinder	Idle Air Control Valve	3.0L	LE, SE, XE	Actual OE	ABV0083
Pathfinder	Alternator	3.0L	LE, SE, XE	Actual OE	ALR0027
Pathfinder	Fuel Injector	3.0L	LE, SE, XE	Select Use (Black Dot), any color can be used if all injectors are replaced, or else color must match, Actual OE	FIJ0003
Pathfinder	Fuel Injector	3.0L	LE, SE, XE	Blue Dot, any color can be used if all injectors are replaced, or else color must match, Actual OE	FIJ0004
Pathfinder	Engine Cooling Fan Clutch	3.0L	LE, SE, XE	Actual OE	FNC0002
Pathfinder	Ignition Knock (Detonation) Sensor	3.0L	LE, SE, XE	Actual OE	KNS0001
Pathfinder	Mass Air Flow Sensor	3.0L	LE, SE, XE	To 05/2011, Actual OE	MAF0002
Pathfinder	Engine Oil Pump	3.0L	LE, SE, XE	Actual OE, OIL PUMP	OUP0020
Pathfinder	Engine Rocker Arm	3.0L	LE, SE, XE	VG30E, WD21, 4 pieces, Actual OE	RKV0001
Pathfinder	Starter Motor	3.0L	LE, SE, XE	Actual OE	STR0005
Pathfinder	Engine Valve Lifter	3.0L	LE, SE, XE	VG30E, WD21, 4 pieces, Actual OE	VLL0001
Pathfinder	Engine Water Pump	3.0L	LE, SE, XE	Gasket, Actual OE	WUP0029
Pickup	Idle Air Control Valve	2.4L	Base, XE	Gasket, Actual OE	ABV0072
Pickup	Idle Air Control Valve	3.0L	SE, XE	Actual OE	ABV0083
Pickup	Alternator	3.0L	SE, XE	Actual OE	ALR0027
Pickup	Fuel Injector	3.0L	SE, XE	Select Use (Black Dot), any color can be used if all injectors are replaced, or else color must match, Actual OE	FIJ0003

Vehicle	Part Type	Engine Size	Trim	Note(s)	Part Number
<b>1995 Nissan (cont'd)</b>					
Pickup	Fuel Injector	3.0L	SE, XE	Select Use (Blue Dot), any color can be used if all injectors are replaced, or else color must match, Actual OE	FIJ0004
Pickup	Engine Cooling Fan Clutch	3.0L	SE, XE	Actual OE	FNC0002
Pickup	Ignition Knock (Detonation) Sensor	3.0L	SE, XE	Actual OE	KNS0001
Pickup	Mass Air Flow Sensor	3.0L	SE, XE	To 05/2011, Actual OE	MAF0002
Pickup	Engine Oil Pump	3.0L	XE	4WD, Actual OE, OIL PUMP	OUP0020
Pickup	Engine Oil Pump	3.0L	SE	Actual OE, OIL PUMP	OUP0020
Pickup	Engine Oil Pump	2.4L	Base, XE	Actual OE, OIL PUMP	OUP0023
Pickup	Engine Rocker Arm	3.0L	SE, XE	VG30E, D21U, 4 pieces, Actual OE	RKV0001
Pickup	Engine Coolant Temperature Sensor	2.4L	Base, Lujo, Tipico, XE	Actual OE	TMS0002
Pickup	Throttle Position Sensor	2.4L	Base, Lujo, Tipico, XE	California Models, RWD, Manual, Actual OE	TPS0005
Pickup	Engine Valve Lifter	3.0L	SE, XE	VG30E, D21U, 4 pieces, Actual OE	VLL0001
Pickup	Engine Water Pump	3.0L	SE, XE	RWD, Gasket, Actual OE	WUP0028
Pickup	Engine Water Pump	3.0L	SE, XE	4WD, Gasket, Actual OE	WUP0029
Pickup	Engine Water Pump	2.4L	Base, XE	Gasket, Actual OE	WUP0033
Pickup	Engine Water Pump	2.4L	Lujo, Tipico	RWD, Gasket, Actual OE	WUP0033
Quest	Idle Air Control Valve	3.0L	GXE, XE	Actual OE	ABV0084
Quest	Fuel Injector	3.0L	GXE, XE	Select Use (Black Dot), any color can be used if all injectors are replaced, or else color must match, Actual OE	FIJ0003

Vehicle	Part Type	Engine Size	Trim	Note(s)	Part Number
<b>1995 Nissan (cont'd)</b>					
Quest	Fuel Injector	3.0L	GXE, XE	Select Use (Blue Dot), any color can be used if all injectors are replaced, or else color must match, Actual OE	FIJ0004
Quest	Ignition Control Module	3.0L	GXE, XE		IGC8035
Quest	Ignition Knock (Detonation) Sensor	3.0L	GXE, XE	Actual OE	KNS0001
Quest	Mass Air Flow Sensor	3.0L	GXE	To 06/2011, Actual OE	MAF0003
Quest	Mass Air Flow Sensor	3.0L	XE	To 09/2012, Actual OE	MAF0003
Quest	Engine Oil Pump	3.0L	GXE, XE	Actual OE, OIL PUMP	OUP0026
Quest	Engine Rocker Arm	3.0L	GXE, XE	VG30E, V40, 4 pieces, Actual OE	RKV0001
Quest	Engine Valve Lifter	3.0L	GXE, XE	VG30E, V40, 4 pieces, Actual OE	VLL0001
Quest	Engine Water Pump	3.0L	GXE, XE	Gasket, Actual OE	WUP0030
Sentra	Alternator	1.6L	Base, GLE, GXE, XE	Actual OE	ALR0028
Sentra	Engine Crankshaft Position Sensor	1.6L	Base, GLE, GXE, XE	Automatic, Actual OE, CRANK ANGLE SENSOR	CAS0003
Sentra	Engine Crankshaft Position Sensor	1.6L	Base, GLE, GXE, XE	Manual, Actual OE, CRANK ANGLE SENSOR	CAS0011
Sentra	Fuel Injector	1.6L	Base, GLE, GXE, XE	Actual OE	FIJ0018
Sentra	Fuel Pump	1.6L	Base, GLE, GXE, XE	B14U, SPECIAL ORDER ONLY	FUP3362HU-D
Sentra	Fuel Pump	1.6L	Base, GLE, GXE, XE	From 08/1995, To 08/1996, GA16DE, B14X, SPECIAL ORDER ONLY	FUP3362HU-D
Sentra	Mass Air Flow Sensor	1.6L	Base, GLE, GXE, XE	Actual OE	MAF0085
Sentra	Starter Motor	1.6L	Base, GLE, GXE, XE	Actual OE	STR0016
Sentra	Engine Variable Valve Timing (VVT) Sprocket	1.6L	Base, GLE, GXE, XE	Intake, Actual OE	VTG0007
Sentra	Engine Water Pump	1.6L	Base, GLE, GXE, XE	Gaskets (2), Actual OE	WUP0002
Tsuru	Ignition Knock (Detonation) Sensor	2.0L	2000 GSR	MEX, Actual OE	KNS0001
Tsuru	Mass Air Flow Sensor	1.6L, 2.0L	2000 GSR, Austero, Lujo, Tipico	MEX, Actual OE	MAF0093

Vehicle	Part Type	Engine Size	Trim	Note(s)	Part Number
<b>1995 Nissan (cont'd)</b>					
Tsuru	Throttle Position Sensor	1.6L	Austero, Lujo, Tipico	MEX, Actual OE	TPS0003
<b>1996 Nissan</b>					
200SX	Alternator	1.6L	Base, SE	Actual OE	ALR0028
200SX	Alternator	2.0L	SE-R	Actual OE	ALR0037
200SX	Alternator	1.6L	Base, SE	From 08/1996, Actual OE	ALR0038
200SX	Engine Crankshaft Position Sensor	2.0L	SE-R	Manual, Actual OE, CRANK ANGLE SENSOR	CAS0001
200SX	Engine Crankshaft Position Sensor	2.0L	SE-R	Automatic, Actual OE, CRANK ANGLE SENSOR	CAS0002
200SX	Engine Crankshaft Position Sensor	1.6L	Base, SE	Automatic, Actual OE, CRANK ANGLE SENSOR	CAS0003
200SX	Engine Crankshaft Position Sensor	1.6L	Base, SE	Manual, Actual OE, CRANK ANGLE SENSOR	CAS0011
200SX	Fuel Injector	2.0L	SE-R	Actual OE	FIJ0010
200SX	Fuel Injector	1.6L	Base, SE	Actual OE	FIJ0018
200SX	Fuel Pump	1.6L, 2.0L	Base, SE, SE-R	B14U, SPECIAL ORDER ONLY	FUP3362HU-D
200SX	Ignition Knock (Detonation) Sensor	2.0L	SE-R	Actual OE	KNS0001
200SX	Mass Air Flow Sensor	2.0L	SE-R	To 07/1997, Actual OE	MAF0001
200SX	Mass Air Flow Sensor	1.6L	Base, SE	Actual OE	MAF0085
200SX	Engine Oil Pump Cover	2.0L	SE-R	SR20DE, B14U, Actual OE	OFC0007
200SX	Fuel Injection Pressure Regulator	2.0L	SE-R	Actual OE	PRR0007
200SX	Starter Motor	2.0L	SE-R	Actual OE	STR0017
200SX	Air Charge Temperature Sensor	1.6L	Base, SE	From 08/1996, Actual OE	TMS0003
200SX	Engine Variable Valve Timing (VVT) Sprocket	1.6L	Base, SE	Intake, Actual OE	VTG0007
200SX	Engine Water Pump	1.6L	Base, SE	Gaskets (2), Actual OE	WUP0002
240SX	Engine Crankshaft Position Sensor	2.4L	Base, SE	Actual OE, CRANK ANGLE SENSOR	CAS0003
240SX	Fuel Injector	2.4L	Base, SE	Actual OE	FIJ0016

Vehicle	Part Type	Engine Size	Trim	Note(s)	Part Number
<b>1996 Nissan (cont'd)</b>					
240SX	Ignition Knock (Detonation) Sensor	2.4L	Base, SE	Actual OE	KNS0001
240SX	Air Charge Temperature Sensor	2.4L	Base, SE	At Air Duct, From 07/1996, Actual OE	TMS0003
240SX	Engine Valve Lifter	2.4L	Base, SE	KA24DE, S14, 4 pieces, Actual OE	VLL0002
240SX	Engine Water Pump	2.4L	Base, SE	Gasket, Actual OE	WUP0033
300ZX	Idle Air Control Valve	3.0L	2+2, Base, Turbo	Actual OE	ABV0082
300ZX	Alternator	3.0L	2+2, Base	Actual OE	ALR0035
300ZX	Engine Crankshaft Position Sensor	3.0L	2+2, Base, Turbo	Actual OE, CRANK ANGLE SENSOR	CAS0003
300ZX	Fuel Injector	3.0L	2+2, Base	Actual OE	FIJ0010
300ZX	Fuel Injector	3.0L	Turbo	Turbocharged, Actual OE	FIJ0013
300ZX	Ignition Coil	3.0L	2+2, Base	Complete Unit, VG30DE, Actual OE	IGC0076
300ZX	Ignition Coil	3.0L	Turbo	Complete Unit, VG30DETT, Actual OE	IGC0076
300ZX	Ignition Coil	3.0L	Turbo	Coil only, VG30DETT, Actual OE	IGC0077
300ZX	Ignition Knock (Detonation) Sensor	3.0L	2+2, Base, Turbo	Actual OE	KNS0001
300ZX	Air Charge Temperature Sensor	3.0L	2+2, Base, Turbo	Actual OE	TMS0003
300ZX	Throttle Position Sensor	3.0L	2+2, Base, Turbo	Actual OE	TPS0005
300ZX	Engine Water Pump	3.0L	2+2, Base, Turbo	Gasket, Actual OE	WUP0031
Altima	Engine Crankshaft Position Sensor	2.4L	GLE, GXE, SE, XE	Actual OE, CRANK ANGLE SENSOR	CAS0006
Altima	Fuel Injector	2.4L	GXE, SE, XE	Manual, Actual OE	FIJ0016
Altima	Fuel Injector	2.4L	GLE, GLE-E, GXE, SE, XE	w/ Federal Emissions, Automatic, Actual OE	FIJ0016
Altima	Fuel Pump	2.4L	GLE, GXE, SE, XE	From 10/1995, KA24DE, U13U, SPECIAL ORDER ONLY	FUP3362HU-D
Altima	Ignition Coil	2.4L	GLE, GXE, SE, XE	Assembly, Actual OE	IGC0075



Vehicle	Part Type	Engine Size	Trim	Note(s)	Part Number
<b>1996 Nissan (cont'd)</b>					
Altima	Ignition Control Module	2.4L	GLE, GXE, SE, XE		IGC8035
Altima	Ignition Coil	2.4L	GLE, GXE, SE, XE	Without Ignition Coil Protector	IGC8734-D
Altima	Ignition Knock (Detonation) Sensor	2.4L	GLE, GXE, SE, XE	Actual OE	KNS0001
Altima	Starter Motor	2.4L	GLE, GXE, SE, XE	Actual OE	STR0010
Altima	Air Charge Temperature Sensor	2.4L	GLE, GXE, SE, XE	From 02/1996, Actual OE	TMS0003
Altima	Engine Valve Lifter	2.4L	GLE, GXE, SE, XE	KA24DE, U13U, 4 pieces, Actual OE	VLL0002
Maxima	Alternator	3.0L	GLE, GXE, SE	Actual OE	ALR0002
Maxima	Alternator	3.0L	GLE, GXE, SE	Actual OE	ALR0011
Maxima	Alternator	3.0L	GLE, GXE, SE	Actual OE	ALR0020
Maxima	Fuel Injector	3.0L	GLE, GLE-E, GXE, SE	Actual OE	FIJ0023
Maxima	Electric Fuel Pump	3.0L	GLE, GXE, SE	In-Tank, Actual OE, PUMP ONLY	FUP0015
Maxima	Fuel Pump	3.0L	GLE, GXE, SE	VQ30DE, A32B, SPECIAL ORDER ONLY	FUP3362HU-D
Maxima	Ignition Coil	3.0L	GLE, GLE-E, GXE, SE	Right, Actual OE	IGC0012
Maxima	Ignition Coil	3.0L	GLE, GLE-E, GXE, SE	Left, Actual OE	IGC0015
Maxima	Ignition Knock (Detonation) Sensor	3.0L	GLE, GLE-E, GXE, SE	Actual OE	KNS0001
Maxima	Engine Oil Pump	3.0L	GLE, GXE, SE	Actual OE, OIL PUMP	OUP0027
Maxima	Fuel Injection Pressure Regulator	3.0L	GLE, GXE, SE	Actual OE	PRR0003
Maxima	Power Steering Pump	3.0L	GLE, GLE-E, GXE, SE	2 washers, Actual OE	PSP0002
Maxima	Starter Motor	3.0L	GLE, GXE, SE	Actual OE	STR0015
Maxima	Air Charge Temperature Sensor	3.0L	GLE, GLE-E, GXE, SE	From 07/1996, Actual OE	TMS0003
Pathfinder	Alternator	3.3L	LE, SE, XE	To 07/1996, Actual OE	ALR0044
Pathfinder	Fuel Injector	3.3L	LE, SE, XE	Select Use (Black Dot), any color can be used if all injectors are replaced, or else color must match, Actual OE	FIJ0006
Pathfinder	Electric Fuel Pump	3.3L	LE, SE, XE	In-Tank, Actual OE, PUMP ONLY	FUP0016

Vehicle	Part Type	Engine Size	Trim	Note(s)	Part Number
<b>1996 Nissan (cont'd)</b>					
Pathfinder	Fuel Pump	3.3L	LE, SE, XE	VG33E, R50, SPECIAL ORDER ONLY	FUP3362HU-D
Pathfinder	Ignition Knock (Detonation) Sensor	3.3L	LE, SE, XE	Actual OE	KNS0001
Pathfinder	Mass Air Flow Sensor	3.3L	LE, SE, XE	Actual OE	MAF0024
Pathfinder	Engine Oil Pump	3.3L	LE, SE, XE	Actual OE, OIL PUMP	OUP0025
Pathfinder	Power Steering Pump	3.3L	LE, SE, XE	2 washers, Actual OE	PSP0014
Pathfinder	Engine Rocker Arm	3.3L	LE, SE, XE	VG33E, R50, 4 pieces, Actual OE	RKV0001
Pathfinder	Air Charge Temperature Sensor	3.3L	LE, SE, XE	Actual OE	TMS0003
Pathfinder	Throttle Position Sensor	3.3L	LE, SE, XE	Actual OE	TPS0006
Pathfinder	Engine Valve Lifter	3.3L	LE, SE, XE	VG33E, R50, 4 pieces, Actual OE	VLL0001
Pathfinder	Engine Water Pump	3.3L	LE, SE, XE	Gasket, Actual OE	WUP0036
Pickup	Idle Air Control Valve	2.4L	Base, SE, XE	Gasket, Actual OE	ABV0072
Pickup	Fuel Injector	2.4L	Base, Lujo, SE, Tipico, XE	Actual OE	FIJ0007
Pickup	Fuel Pump	2.4L	SE, XE	FEDERAL, CALIFORNIA, From 01/1996, Extended Cab Pickup, D21U, SPECIAL ORDER ONLY	FUP3362HU-D
Pickup	Fuel Pump	2.4L	Base, XE	From 01/1996, Standard Cab Pickup, D21U, SPECIAL ORDER ONLY	FUP3362HU-D
Pickup	Ignition Knock (Detonation) Sensor	2.4L	Base, Lujo, SE, Tipico, XE	Actual OE	KNS0001
Pickup	Engine Oil Pump	2.4L	Base, SE, XE	Actual OE, OIL PUMP	OUP0023
Pickup	Engine Coolant Temperature Sensor	2.4L	Base, Lujo, SE, Tipico, XE	Actual OE	TMS0002
Pickup	Throttle Position Sensor	2.4L	Base, Lujo, SE, Tipico, XE	From 01/1996, Actual OE	TPS0005
Pickup	Engine Water Pump	2.4L	Lujo, Tipico	Gasket, Actual OE	WUP0033

Vehicle	Part Type	Engine Size	Trim	Note(s)	Part Number
<b>1996 Nissan (cont'd)</b>					
Pickup	Engine Water Pump	2.4L	Base, SE, XE	To 01/1996, Gasket, Actual OE	WUP0033
Quest	Engine Crankshaft Position Sensor	3.0L	GXE, XE	Actual OE, CRANK ANGLE SENSOR	CAS0006
Quest	Fuel Injector	3.0L	GXE, XE	Select Use (Black Dot), any color can be used if all injectors are replaced, or else color must match, Actual OE	FIJ0006
Quest	Ignition Control Module	3.0L	GXE, XE		IGC8035
Quest	Ignition Knock (Detonation) Sensor	3.0L	GXE, XE	Actual OE	KNS0001
Quest	Mass Air Flow Sensor	3.0L	XE	From 09/1995, To 01/2012, Actual OE	MAF0004
Quest	Mass Air Flow Sensor	3.0L	GXE	From 09/1995, To 04/2013, Actual OE	MAF0004
Quest	Engine Oil Pump	3.0L	GXE, XE	Actual OE, OIL PUMP	OUP0026
Quest	Engine Rocker Arm	3.0L	GXE, XE	VG30E, V40, 4 pieces, Actual OE	RKV0001
Quest	Throttle Position Sensor	3.0L	GXE, XE	Actual OE	TPS0005
Quest	Engine Valve Lifter	3.0L	GXE, XE	VG30E, V40, 4 pieces, Actual OE	VLL0001
Quest	Engine Water Pump	3.0L	GXE, XE	Gasket, Actual OE	WUP0030
Sentra	Alternator	1.6L	Base, GLE, GST, GSX, GXE, XE	Actual OE	ALR0028
Sentra	Alternator	1.6L	Base, GLE, GST, GSX, GXE, XE	From 08/1996, Actual OE	ALR0038
Sentra	Engine Crankshaft Position Sensor	1.6L	GST, GSX	4, Transaxle, Automatic, Actual OE, CRANK ANGLE SENSOR	CAS0003
Sentra	Engine Crankshaft Position Sensor	1.6L	Base, GLE, GXE, XE	RL4F03A, 4, Transaxle, Automatic, Actual OE, CRANK ANGLE SENSOR	CAS0003
Sentra	Engine Crankshaft Position Sensor	1.6L	GST, GSX	5, Transaxle, Manual, Actual OE, CRANK ANGLE SENSOR	CAS0011
Sentra	Engine Crankshaft Position Sensor	1.6L	Base, GLE, GXE, XE	Manual, Actual OE, CRANK ANGLE SENSOR	CAS0011

Vehicle	Part Type	Engine Size	Trim	Note(s)	Part Number
<b>1996 Nissan (cont'd)</b>					
Sentra	Fuel Injector	2.0L	GSS	MEX, Actual OE	FIJ0010
Sentra	Fuel Injector	1.6L	Base, GLE, GXE, XE	Actual OE	FIJ0018
Sentra	Fuel Pump	1.6L	Base, GLE, GXE, XE	B14U, SPECIAL ORDER ONLY	FUP3362HU-D
Sentra	Fuel Pump	1.6L	Base, GLE, GXE, XE	GA16DE, B14X, SPECIAL ORDER ONLY	FUP3362HU-D
Sentra	Ignition Knock (Detonation) Sensor	2.0L	GSS	MEX, Actual OE	KNS0001
Sentra	Mass Air Flow Sensor	1.6L	Base, GLE, GXE, XE	Actual OE	MAF0085
Sentra	Starter Motor	1.6L	Base, GLE, GXE, XE	Actual OE	STR0016
Sentra	Starter Motor	2.0L	GSS	Reman, MEX, Actual OE	STR0021
Sentra	Air Charge Temperature Sensor	1.6L	Base, GLE, GST, GSX, GXE, XE	From 08/1996, Actual OE	TMS0003
Sentra	Engine Variable Valve Timing (VVT) Sprocket	1.6L	Base, GLE, GST, GSX, GXE, XE	Intake, Actual OE	VTG0007
Sentra	Engine Water Pump	1.6L	Base, GLE, GXE, XE	Gaskets (2), Actual OE	WUP0002
Tsuru	Ignition Knock (Detonation) Sensor	2.0L	2000 GSR	MEX, Actual OE	KNS0001
Tsuru	Mass Air Flow Sensor	1.6L, 2.0L	2000 GSR, Austero, GS I Austero, Lujo, Tipico	MEX, Actual OE	MAF0093
Tsuru	Throttle Position Sensor	1.6L	Austero, GS I Austero, Lujo, Tipico	MEX, Actual OE	TPS0003
<b>1997 Nissan</b>					
200SX	Alternator	1.6L	Base, SE	To 08/1996, Actual OE	ALR0028
200SX	Alternator	2.0L	SE-R	Actual OE	ALR0037
200SX	Alternator	1.6L	Base, SE	Actual OE	ALR0038
200SX	Engine Crankshaft Position Sensor	2.0L	SE-R	Manual, Actual OE, CRANK ANGLE SENSOR	CAS0001
200SX	Engine Crankshaft Position Sensor	2.0L	SE-R	Automatic, Actual OE, CRANK ANGLE SENSOR	CAS0002
200SX	Engine Crankshaft Position Sensor	1.6L	Base, SE	Automatic, Actual OE, CRANK ANGLE SENSOR	CAS0003
200SX	Engine Crankshaft Position Sensor	1.6L	Base, SE	Manual, Actual OE, CRANK ANGLE SENSOR	CAS0011
200SX	Fuel Injector	2.0L	SE-R	Actual OE	FIJ0010
200SX	Fuel Injector	1.6L	Base, SE	Actual OE	FIJ0018

Vehicle	Part Type	Engine Size	Trim	Note(s)	Part Number
<b>1997 Nissan (cont'd)</b>					
200SX	Fuel Pump	1.6L, 2.0L	Base, SE, SE-R	B14U, SPECIAL ORDER ONLY	FUP3362HU-D
200SX	Ignition Knock (Detonation) Sensor	2.0L	SE-R	Actual OE	KNS0001
200SX	Mass Air Flow Sensor	2.0L	SE-R	To 07/1997, Actual OE	MAF0001
200SX	Mass Air Flow Sensor	1.6L	Base, SE	Actual OE	MAF0085
200SX	Engine Oil Pump Cover	2.0L	SE-R	SR20DE, B14U, Actual OE	OFC0007
200SX	Vapor Canister Vent Solenoid	1.6L	Base, SE	From 04/1997, Actual OE	PCV0001
200SX	Fuel Injection Pressure Regulator	2.0L	SE-R	Actual OE	PRR0007
200SX	Starter Motor	2.0L	SE-R	Actual OE	STR0017
200SX	Air Charge Temperature Sensor	1.6L, 2.0L	Base, SE, SE-R	Actual OE	TMS0003
200SX	Engine Variable Valve Timing (VVT) Sprocket	1.6L	Base, SE	Intake, Actual OE	VTG0007
200SX	Engine Water Pump	1.6L	Base, SE	Gaskets (2), Actual OE	WUP0002
240SX	Engine Crankshaft Position Sensor	2.4L	Base, LE, SE	Actual OE, CRANK ANGLE SENSOR	CAS0003
240SX	Fuel Injector	2.4L	Base, LE, SE	Actual OE	FIJ0016
240SX	Ignition Knock (Detonation) Sensor	2.4L	Base, LE, SE	Actual OE	KNS0001
240SX	Air Charge Temperature Sensor	2.4L	Base, LE, SE	Actual OE	TMS0003
240SX	Engine Valve Lifter	2.4L	Base, LE, SE	KA24DE, S14, 4 pieces, Actual OE	VLL0002
240SX	Engine Water Pump	2.4L	Base, LE, SE	Gasket, Actual OE	WUP0033
Altima	Engine Crankshaft Position Sensor	2.4L	GLE, GXE, SE, XE	Actual OE, CRANK ANGLE SENSOR	CAS0006
Altima	Fuel Injector	2.4L	GXE, SE, XE	Manual, Actual OE	FIJ0016
Altima	Fuel Injector	2.4L	GLE, GXE, SE, XE	w/ Federal Emissions, Automatic, Actual OE	FIJ0016
Altima	Fuel Pump	2.4L	GLE, GXE, SE, XE	KA24DE, U13U, SPECIAL ORDER ONLY	FUP3362HU-D
Altima	Ignition Coil	2.4L	GLE, GXE, SE, XE	Assembly, Actual OE	IGC0075

Vehicle	Part Type	Engine Size	Trim	Note(s)	Part Number
<b>1997 Nissan (cont'd)</b>					
Altima	Ignition Control Module	2.4L	GLE, GXE, SE, XE		IGC8035
Altima	Ignition Knock (Detonation) Sensor	2.4L	GLE, GXE, SE, XE	Actual OE	KNS0001
Altima	Starter Motor	2.4L	GLE, GXE, SE, XE	Actual OE	STR0010
Altima	Air Charge Temperature Sensor	2.4L	GLE, GXE, SE, XE	Actual OE	TMS0003
Altima	Engine Valve Lifter	2.4L	GLE, GXE, SE, XE	KA24DE, U13U, 4 pieces, Actual OE	VLL0002
Maxima	Alternator	3.0L	SE	Actual OE	ALR0002
Maxima	Alternator	3.0L	GLE, GXE, SE	Actual OE	ALR0011
Maxima	Fuel Injector	3.0L	GLE, GLE-E, GXE, SE	Actual OE	FIJ0023
Maxima	Electric Fuel Pump	3.0L	GLE, GXE, SE	In-Tank, Actual OE, PUMP ONLY	FUP0015
Maxima	Fuel Pump	3.0L	GLE, GXE, SE	VQ30DE, A32B, SPECIAL ORDER ONLY	FUP3362HU-D
Maxima	Ignition Coil	3.0L	GLE, GLE-E, GXE, SE	Right, Actual OE	IGC0012
Maxima	Ignition Coil	3.0L	GLE, GLE-E, GXE, SE	Left, Actual OE	IGC0015
Maxima	Ignition Knock (Detonation) Sensor	3.0L	GLE, GLE-E, GXE, SE	Actual OE	KNS0001
Maxima	Engine Oil Pump	3.0L	GLE, GXE, SE	Actual OE, OIL PUMP	OUP0027
Maxima	Vapor Canister Vent Solenoid	3.0L	GLE, GLE-E, GXE, SE	From 04/1997, Actual OE	PCV0001
Maxima	Fuel Injection Pressure Regulator	3.0L	GLE, GXE, SE	Actual OE	PRR0003
Maxima	Power Steering Pump	3.0L	GLE, GLE-E, GXE, SE	2 washers, Actual OE	PSP0002
Maxima	Starter Motor	3.0L	GLE, GXE, SE	Actual OE	STR0015
Maxima	Air Charge Temperature Sensor	3.0L	GLE, GLE-E, GXE, SE	Actual OE	TMS0003
Pathfinder	Fuel Injector	3.3L	LE, SE, XE	Select Use (Black Dot), any color can be used if all injectors are replaced, or else color must match, Actual OE	FIJ0006
Pathfinder	Electric Fuel Pump	3.3L	LE, SE, XE	In-Tank, Actual OE, PUMP ONLY	FUP0016
Pathfinder	Fuel Pump	3.3L	LE, SE, XE	VG33E, R50, SPECIAL ORDER ONLY	FUP3362HU-D

Vehicle	Part Type	Engine Size	Trim	Note(s)	Part Number
<b>1997 Nissan (cont'd)</b>					
Pathfinder	Ignition Knock (Detonation) Sensor	3.3L	LE, SE, XE	Actual OE	KNS0001
Pathfinder	Mass Air Flow Sensor	3.3L	LE, SE, XE	To 07/1997, Actual OE	MAF0024
Pathfinder	Mass Air Flow Sensor	3.3L	LE, SE, XE	From 07/1997, Actual OE	MAF0025
Pathfinder	Engine Oil Pump	3.3L	LE, SE, XE	Actual OE, OIL PUMP	OUP0025
Pathfinder	Vapor Canister Vent Solenoid	3.3L	LE, SE, XE	From 07/1997, Actual OE	PCV0001
Pathfinder	Manifold Absolute Pressure Sensor	3.3L	LE, SE, XE	Manifold, From 07/1997, Actual OE	PRS0001
Pathfinder	Power Steering Pump	3.3L	LE, SE, XE	2 washers, Actual OE	PSP0014
Pathfinder	Engine Rocker Arm	3.3L	LE, SE, XE	VG33E, R50, 4 pieces, Actual OE	RKV0001
Pathfinder	Air Charge Temperature Sensor	3.3L	LE, SE, XE	Actual OE	TMS0003
Pathfinder	Throttle Position Sensor	3.3L	LE, SE, XE	Actual OE	TPS0006
Pathfinder	Engine Valve Lifter	3.3L	LE, SE, XE	VG33E, R50, 4 pieces, Actual OE	VLL0001
Pathfinder	Engine Water Pump	3.3L	LE, SE, XE	Gasket, Actual OE	WUP0036
Pickup	Idle Air Control Valve	2.4L	Base, SE, XE	Gasket, Actual OE	ABV0072
Pickup	Fuel Injector	2.4L	Base, Lujo, SE, Tipico, Tipico Plus, XE	Actual OE	FIJ0007
Pickup	Fuel Pump	2.4L	Base, SE, XE	D21U, SPECIAL ORDER ONLY	FUP3362HU-D
Pickup	Ignition Knock (Detonation) Sensor	2.4L	Base, Lujo, SE, Tipico, Tipico Plus, XE	Actual OE	KNS0001
Pickup	Vapor Canister Vent Solenoid	2.4L	Base, Lujo, SE, Tipico, Tipico Plus, XE	From 05/1997, Actual OE	PCV0001
Pickup	Engine Coolant Temperature Sensor	2.4L	Base, Lujo, SE, Tipico, Tipico Plus, XE	Actual OE	TMS0002
Pickup	Throttle Position Sensor	2.4L	Base, Lujo, SE, Tipico, Tipico Plus, XE	Actual OE	TPS0005
Quest	Engine Crankshaft Position Sensor	3.0L	GXE, XE	Actual OE, CRANK ANGLE SENSOR	CAS0006

Vehicle	Part Type	Engine Size	Trim	Note(s)	Part Number
<b>1997 Nissan (cont'd)</b>					
Quest	Fuel Injector	3.0L	GXE, XE	Select Use (Black Dot), any color can be used if all injectors are replaced, or else color must match, Actual OE	FIJ0006
Quest	Ignition Control Module	3.0L	GXE, XE		IGC8035
Quest	Ignition Knock (Detonation) Sensor	3.0L	GXE, XE	Actual OE	KNS0001
Quest	Mass Air Flow Sensor	3.0L	GXE, XE	To 04/2013, Actual OE	MAF0004
Quest	Engine Oil Pump	3.0L	GXE, XE	Actual OE, OIL PUMP	OUP0026
Quest	Engine Rocker Arm	3.0L	GXE, XE	VG30E, V40, 4 pieces, Actual OE	RKV0001
Quest	Throttle Position Sensor	3.0L	GXE, XE	Actual OE	TPS0005
Quest	Engine Valve Lifter	3.0L	GXE, XE	VG30E, V40, 4 pieces, Actual OE	VLL0001
Quest	Engine Water Pump	3.0L	GXE, XE	Gasket, Actual OE	WUP0030
Sentra	Alternator	1.6L	Base, GLE, GST, GSX, GXE, XE	To 08/1996, Actual OE	ALR0028
Sentra	Alternator	1.6L	Base, GLE, GST, GSX, GXE, XE	Actual OE	ALR0038
Sentra	Engine Crankshaft Position Sensor	1.6L	GST, GSX	4, Transaxle, Automatic, Actual OE, CRANK ANGLE SENSOR	CAS0003
Sentra	Engine Crankshaft Position Sensor	1.6L	Base, GLE, GXE, XE	RL4F03A, 4, Transaxle, Automatic, Actual OE, CRANK ANGLE SENSOR	CAS0003
Sentra	Engine Crankshaft Position Sensor	1.6L	GST, GSX	5, Transaxle, Manual, Actual OE, CRANK ANGLE SENSOR	CAS0011
Sentra	Engine Crankshaft Position Sensor	1.6L	GLE, GXE, XE	Manual, Actual OE, CRANK ANGLE SENSOR	CAS0011
Sentra	Engine Crankshaft Position Sensor	1.6L	Base	RS5F31A, 5, Transaxle, Manual, Actual OE, CRANK ANGLE SENSOR	CAS0011
Sentra	Fuel Injector	2.0L	GSS	MEX, Actual OE	FIJ0010
Sentra	Fuel Injector	1.6L	Base, GLE, GXE, XE	Actual OE	FIJ0018
Sentra	Fuel Pump	1.6L	Base, GLE, GXE, XE	B14U, SPECIAL ORDER ONLY	FUP3362HU-D



Vehicle	Part Type	Engine Size	Trim	Note(s)	Part Number
<b>1997 Nissan (cont'd)</b>					
Sentra	Fuel Pump	1.6L	Base, GLE, GXE, XE	GA16DE, B14X, SPECIAL ORDER ONLY	FUP3362HU-D
Sentra	Ignition Knock (Detonation) Sensor	2.0L	GSS	MEX, Actual OE	KNS0001
Sentra	Mass Air Flow Sensor	1.6L	Base, GLE, GXE, XE	Actual OE	MAF0085
Sentra	Vapor Canister Vent Solenoid	1.6L	Base, GLE, GXE, XE	From 04/1997, B14U, Actual OE	PCV0001
Sentra	Vapor Canister Vent Solenoid	1.6L	Base, GLE, GXE, XE	From 08/1997, B14X, Actual OE	PCV0001
Sentra	Starter Motor	1.6L	Base, GLE, GXE, XE	Actual OE	STR0016
Sentra	Starter Motor	2.0L	GSS	Reman, MEX, Actual OE	STR0021
Sentra	Air Charge Temperature Sensor	1.6L	Base, GLE, GST, GSX, GXE, XE	Actual OE	TMS0003
Sentra	Engine Variable Valve Timing (VVT) Sprocket	1.6L	Base, GLE, GST, GSX, GXE, XE	Intake, Actual OE	VTG0007
Sentra	Engine Water Pump	1.6L	Base, GLE, GXE, XE	Gaskets (2), Actual OE	WUP0002
Tsuru	Throttle Position Sensor	1.6L	Austero, GS I Austero, GS I Plus, GS II, GS II Plus	MEX, Actual OE	TPS0003
<b>1998 Nissan</b>					
200SX	Alternator	2.0L	SE-R	Actual OE	ALR0037
200SX	Alternator	1.6L	Base, SE	Actual OE	ALR0038
200SX	Engine Crankshaft Position Sensor	2.0L	SE-R	Manual, Actual OE, CRANK ANGLE SENSOR	CAS0001
200SX	Engine Crankshaft Position Sensor	2.0L	SE-R	Automatic, Actual OE, CRANK ANGLE SENSOR	CAS0002
200SX	Engine Crankshaft Position Sensor	1.6L	Base, SE	Automatic, Actual OE, CRANK ANGLE SENSOR	CAS0003
200SX	Engine Crankshaft Position Sensor	1.6L	Base, SE	Manual, Actual OE, CRANK ANGLE SENSOR	CAS0011
200SX	Fuel Injector	2.0L	SE-R	Actual OE	FIJ0010
200SX	Fuel Injector	1.6L	Base, SE	Actual OE	FIJ0018
200SX	Fuel Pump	1.6L, 2.0L	Base, SE, SE-R	B14U, SPECIAL ORDER ONLY	FUP3362HU-D
200SX	Ignition Knock (Detonation) Sensor	2.0L	SE-R	Actual OE	KNS0001
200SX	Mass Air Flow Sensor	2.0L	SE-R	To 07/1998, Actual OE	MAF0001

Vehicle	Part Type	Engine Size	Trim	Note(s)	Part Number
<b>1998 Nissan (cont'd)</b>					
200SX	Mass Air Flow Sensor	1.6L	Base, SE	Actual OE	MAF0085
200SX	Engine Oil Pump Cover	2.0L	SE-R	SR20DE, B14U, Actual OE	OFC0007
200SX	Vapor Canister Vent Solenoid	1.6L, 2.0L	Base, SE, SE-R	Actual OE	PCV0001
200SX	Fuel Injection Pressure Regulator	2.0L	SE-R	Actual OE	PRR0007
200SX	Starter Motor	1.6L	Base, SE	Actual OE	STR0016
200SX	Air Charge Temperature Sensor	1.6L, 2.0L	Base, SE, SE-R	Actual OE	TMS0003
200SX	Throttle Position Sensor	2.0L	SE-R	From 10/1997, Manual, Actual OE	TPS0003
200SX	Throttle Position Sensor	2.0L	SE-R	From 10/1997, Automatic, Actual OE	TPS0005
200SX	Engine Variable Valve Timing (VVT) Sprocket	1.6L	Base, SE	Intake, Actual OE	VTG0007
200SX	Engine Water Pump	1.6L	Base, SE	Gaskets (2), Actual OE	WUP0002
240SX	Engine Crankshaft Position Sensor	2.4L	Base, LE, SE	Actual OE, CRANK ANGLE SENSOR	CAS0003
240SX	Fuel Injector	2.4L	Base, LE, SE	Actual OE	FIJ0016
240SX	Ignition Knock (Detonation) Sensor	2.4L	Base, LE, SE	Actual OE	KNS0001
240SX	Air Charge Temperature Sensor	2.4L	Base, LE, SE	Actual OE	TMS0003
240SX	Engine Valve Lifter	2.4L	Base, LE, SE	KA24DE, S14, 4 pieces, Actual OE	VLL0002
240SX	Engine Water Pump	2.4L	Base, LE, SE	Gasket, Actual OE	WUP0033
Altima	Alternator	2.4L	GLE, GXE, SE, XE	Actual OE	ALR0001
Altima	Fuel Injector	2.4L	GLE, GXE, SE, XE	Actual OE	FIJ0016
Altima	Fuel Pump	2.4L	GLE, GXE, SE, XE	KA24DE, L30, SPECIAL ORDER ONLY	FUP3362HU-D
Altima	Ignition Knock (Detonation) Sensor	2.4L	GLE, GXE, SE, XE	Actual OE	KNS0001
Altima	Vapor Canister Vent Solenoid	2.4L	GLE, GXE, SE, XE	Actual OE	PCV0001
Altima	Manifold Absolute Pressure Sensor	2.4L	GLE, GXE, SE, XE	Manifold, Actual OE	PRS0001
Altima	Throttle Position Sensor	2.4L	GLE, GXE, SE, XE	Actual OE, With screws	TPS0001

Vehicle	Part Type	Engine Size	Trim	Note(s)	Part Number
<b>1998 Nissan (cont'd)</b>					
Altima	Throttle Position Sensor	2.4L	GLE, GXE, SE, XE	Actual OE, Without screws	TPS0014
Altima	Engine Valve Lifter	2.4L	GLE, GXE, SE, XE	KA24DE, L30, 4 pieces, Actual OE	VLL0002
Altima	Engine Water Pump	2.4L	GLE, GXE, SE, XE	Gasket, Actual OE	WUP0039
Frontier	Idle Air Control Valve	2.4L	Base, SE, XE	Gasket, Actual OE	ABV0073
Frontier	Alternator	2.4L	Base, SE, XE	Actual OE	ALR0031
Frontier	Fuel Injector	2.4L	Base, SE, XE	Actual OE	FIJ0007
Frontier	Ignition Knock (Detonation) Sensor	2.4L	Base, SE, XE	Actual OE	KNS0001
Frontier	Mass Air Flow Sensor	2.4L	Base, SE, XE	Actual OE	MAF0110
Frontier	Engine Oil Pump	2.4L	Base, SE, XE	Actual OE, OIL PUMP	OUP0015
Frontier	Vapor Canister Vent Solenoid	2.4L	Base, SE, XE	Actual OE	PCV0001
Frontier	Manifold Absolute Pressure Sensor	2.4L	Base, SE, XE	Actual OE	PRS0001
Frontier	Fuel Injection Throttle Body	2.4L	SE, XE		TCH0002
Frontier	Engine Coolant Temperature Sensor	2.4L	Base, SE, XE	Actual OE	TMS0002
Frontier	Throttle Position Sensor	2.4L	Base, SE, XE	Actual OE	TPS0005
Frontier	Engine Valve Lifter	2.4L	Base, SE, XE	KA24DE, D22U, 4 pieces, Actual OE	VLL0002
Frontier	Engine Water Pump	2.4L	Base, SE, XE	Gasket, Actual OE	WUP0001
Maxima	Alternator	3.0L	GLE, GXE	Actual OE	ALR0002
Maxima	Alternator	3.0L	SE	Actual OE	ALR0011
Maxima	Fuel Injector	3.0L	GLE, GLE-E, GXE, SE	Actual OE	FIJ0023
Maxima	Electric Fuel Pump	3.0L	GLE, GXE, SE	In-Tank, Actual OE, PUMP ONLY	FUP0015
Maxima	Fuel Pump	3.0L	GLE, GXE, SE	From 07/1996, To 09/1997, VQ30DE, A32B, SPECIAL ORDER ONLY	FUP3362HU-D
Maxima	Ignition Coil	3.0L	GLE, GLE-E, GXE, SE	Right, Actual OE	IGC0012
Maxima	Ignition Coil	3.0L	GLE, GLE-E, GXE, SE	Left, Actual OE	IGC0015
Maxima	Ignition Knock (Detonation) Sensor	3.0L	GLE, GLE-E, GXE, SE	Actual OE	KNS0001
Maxima	Engine Oil Pump	3.0L	GLE, GXE, SE	Actual OE, OIL PUMP	OUP0027

Vehicle	Part Type	Engine Size	Trim	Note(s)	Part Number
<b>1998 Nissan (cont'd)</b>					
Maxima	Vapor Canister Vent Solenoid	3.0L	GLE, GLE-E, GXE, SE	Actual OE	PCV0001
Maxima	Fuel Injection Pressure Regulator	3.0L	GLE, GXE, SE	Actual OE	PRR0003
Maxima	Power Steering Pump	3.0L	GLE, GLE-E, GXE, SE	2 washers, Actual OE	PSP0002
Maxima	Starter Motor	3.0L	GLE, GXE, SE	Actual OE	STR0015
Maxima	Air Charge Temperature Sensor	3.0L	GLE, GLE-E, GXE, SE	Actual OE	TMS0003
Maxima	Throttle Position Sensor	3.0L	GLE, GXE, SE	RE4F04A, 4, Transaxle, Automatic, Actual OE	TPS0005
Maxima	Throttle Position Sensor	3.0L	GLE, GXE, SE	RE4F04V, 4, Transaxle, Automatic, Actual OE	TPS0005
Pathfinder	Fuel Injector	3.3L	LE, SE, XE	Select Use (Black Dot), any color can be used if all injectors are replaced, or else color must match, Actual OE	FIJ0006
Pathfinder	Electric Fuel Pump	3.3L	LE, SE, XE	In-Tank, Actual OE, PUMP ONLY	FUP0012
Pathfinder	Fuel Pump	3.3L	LE, SE, XE	VG33E, R50, SPECIAL ORDER ONLY	FUP3362HU-D
Pathfinder	Ignition Knock (Detonation) Sensor	3.3L	LE, SE, XE	Actual OE	KNS0001
Pathfinder	Mass Air Flow Sensor	3.3L	LE, SE, XE	Actual OE	MAF0025
Pathfinder	Engine Oil Pump	3.3L	LE, SE, XE	Actual OE, OIL PUMP	OUP0025
Pathfinder	Vapor Canister Vent Solenoid	3.3L	LE, SE, XE	Actual OE	PCV0001
Pathfinder	Manifold Absolute Pressure Sensor	3.3L	LE, SE, XE	Manifold, From 07/1997, To 12/1998, Actual OE	PRS0001
Pathfinder	Power Steering Pump	3.3L	LE, SE, XE	2 washers, Actual OE	PSP0014
Pathfinder	Engine Rocker Arm	3.3L	LE, SE, XE	VG33E, R50, 4 pieces, Actual OE	RKV0001
Pathfinder	Air Charge Temperature Sensor	3.3L	LE, SE, XE	Actual OE	TMS0003

Vehicle	Part Type	Engine Size	Trim	Note(s)	Part Number
<b>1998 Nissan (cont'd)</b>					
Pathfinder	Throttle Position Sensor	3.3L	LE, SE, XE	Actual OE	TPS0006
Pathfinder	Engine Valve Lifter	3.3L	LE, SE, XE	VG33E, R50, 4 pieces, Actual OE	VLL0001
Pathfinder	Engine Water Pump	3.3L	LE, SE, XE	Gasket, Actual OE	WUP0036
Pickup	Mass Air Flow Sensor	2.4L	Base, Lujo, Tipico	Actual OE	MAF0110
Quest	Engine Crankshaft Position Sensor	3.0L	GXE, XE	Actual OE, CRANK ANGLE SENSOR	CAS0006
Quest	Fuel Injector	3.0L	GXE, XE	Select Use (Black Dot), any color can be used if all injectors are replaced, or else color must match, Actual OE	FIJ0006
Quest	Ignition Control Module	3.0L	GXE, XE		IGC8035
Quest	Ignition Knock (Detonation) Sensor	3.0L	GXE, XE	Actual OE	KNS0001
Quest	Mass Air Flow Sensor	3.0L	XE	To 04/2013, Actual OE	MAF0004
Quest	Mass Air Flow Sensor	3.0L	GXE	To 05/2011, Actual OE	MAF0004
Quest	Engine Oil Pump	3.0L	GXE, XE	Actual OE, OIL PUMP	OUP0026
Quest	Engine Rocker Arm	3.0L	GXE, XE	VG30E, V40, 4 pieces, Actual OE	RKV0001
Quest	Throttle Position Sensor	3.0L	GXE, XE	Actual OE	TPS0005
Quest	Engine Valve Lifter	3.0L	GXE, XE	VG30E, V40, 4 pieces, Actual OE	VLL0001
Quest	Engine Water Pump	3.0L	GXE, XE	Gasket, Actual OE	WUP0030
Sentra	Alternator	2.0L	SE	B14U, Actual OE	ALR0037
Sentra	Alternator	2.0L	SE	B14X, Actual OE	ALR0037
Sentra	Alternator	1.6L	Base, GLE, GST, GSX, GXE, XE	Actual OE	ALR0038
Sentra	Engine Crankshaft Position Sensor	2.0L	SE	Manual, Actual OE, CRANK ANGLE SENSOR	CAS0001
Sentra	Engine Crankshaft Position Sensor	2.0L	SE	RE4F03A, 4, Transaxle, Automatic, Actual OE, CRANK ANGLE SENSOR	CAS0002

Vehicle	Part Type	Engine Size	Trim	Note(s)	Part Number
<b>1998 Nissan (cont'd)</b>					
Sentra	Engine Crankshaft Position Sensor	1.6L	GST, GSX	4, Transaxle, Automatic, Actual OE, CRANK ANGLE SENSOR	CAS0003
Sentra	Engine Crankshaft Position Sensor	1.6L	Base, GLE, GXE, XE	RL4F03A, 4, Transaxle, Automatic, Actual OE, CRANK ANGLE SENSOR	CAS0003
Sentra	Engine Crankshaft Position Sensor	1.6L	Base, GLE, GST, GSX, GXE, XE	Manual, Actual OE, CRANK ANGLE SENSOR	CAS0011
Sentra	Fuel Injector	2.0L	SE	Actual OE	FIJ0010
Sentra	Fuel Injector	1.6L	Base, GLE, GXE, XE	Actual OE	FIJ0018
Sentra	Electric Fuel Pump	1.6L, 2.0L	Base, GLE, GXE, SE, XE	In-Tank, Actual OE, PUMP ONLY	FUP0014
Sentra	Fuel Pump	1.6L, 2.0L	Base, GLE, GXE, SE, XE	B14U, SPECIAL ORDER ONLY	FUP3362HU-D
Sentra	Fuel Pump	2.0L	SE	B14X, SPECIAL ORDER ONLY	FUP3362HU-D
Sentra	Fuel Pump	1.6L	Base, GLE, GXE, XE	GA16DE, B14X, SPECIAL ORDER ONLY	FUP3362HU-D
Sentra	Ignition Knock (Detonation) Sensor	2.0L	SE	Actual OE	KNS0001
Sentra	Mass Air Flow Sensor	2.0L	SE	To 01/2000, Actual OE	MAF0001
Sentra	Mass Air Flow Sensor	1.6L	Base, GLE, GXE, XE	Actual OE	MAF0085
Sentra	Engine Oil Pump Cover	2.0L	SE	SR20DE, B14U, Actual OE	OFC0007
Sentra	Engine Oil Pump Cover	2.0L	SE	SR20DE, B14X, Actual OE	OFC0007
Sentra	Vapor Canister Vent Solenoid	1.6L, 2.0L	Base, GLE, GST, GSX, GXE, SE, XE	Actual OE	PCV0001
Sentra	Fuel Injection Pressure Regulator	2.0L	SE	Actual OE	PRR0007
Sentra	Starter Motor	1.6L	Base, GLE, GXE, XE	Actual OE	STR0016
Sentra	Starter Motor	2.0L	SE	Actual OE	STR0017
Sentra	Air Charge Temperature Sensor	1.6L, 2.0L	Base, GLE, GST, GSX, GXE, SE, XE	Actual OE	TMS0003
Sentra	Throttle Position Sensor	2.0L	SE	Manual, Actual OE	TPS0003
Sentra	Throttle Position Sensor	2.0L	SE	From 10/1997, Automatic, Actual OE	TPS0005

Vehicle	Part Type	Engine Size	Trim	Note(s)	Part Number
<b>1998 Nissan (cont'd)</b>					
Sentra	Engine Variable Valve Timing (VVT) Sprocket	1.6L	Base, GLE, GST, GSX, GXE, XE	Intake, Actual OE	VTG0007
Sentra	Engine Water Pump	1.6L	Base, GLE, GXE, XE	Gaskets (2), Actual OE	WUP0002
Tsuru	Throttle Position Sensor	1.6L	GS I Austero, GS II, GS II Austero	MEX, Actual OE	TPS0003
<b>1999 Nissan</b>					
Altima	Alternator	2.4L	GLE, GXE, SE, XE	Actual OE	ALR0001
Altima	Fuel Injector	2.4L	GLE, GXE, SE, XE	Actual OE	FIJ0016
Altima	Fuel Pump	2.4L	GLE, GXE, SE, XE	From 06/1997, To 08/1999, KA24DE, L30, SPECIAL ORDER ONLY	FUP3362HU-D
Altima	Ignition Knock (Detonation) Sensor	2.4L	GLE, GXE, SE, XE	Actual OE	KNS0001
Altima	Vapor Canister Vent Solenoid	2.4L	GLE, GXE, SE, XE	Actual OE	PCV0001
Altima	Manifold Absolute Pressure Sensor	2.4L	GLE, GXE, SE, XE	Manifold, To 08/1999, Actual OE	PRS0001
Altima	Power Steering Pump	2.4L	GLE, SE	2 washers, Actual OE	PSP0012
Altima	Power Steering Pump	2.4L	GXE	High Performance Suspension, 2 washers, Actual OE	PSP0012
Altima	Throttle Position Sensor	2.4L	GLE, GXE, SE, XE	Actual OE, With screws	TPS0001
Altima	Throttle Position Sensor	2.4L	GLE, GXE, SE, XE	Actual OE, Without screws	TPS0014
Altima	Engine Valve Lifter	2.4L	GLE, GXE, SE, XE	KA24DE, L30, 4 pieces, Actual OE	VLL0002
Altima	Engine Water Pump	2.4L	GLE, GXE, SE, XE	Gasket, Actual OE	WUP0039
Frontier	Idle Air Control Valve	2.4L	SE, XE	Gasket, Actual OE	ABV0073
Frontier	Alternator	2.4L	SE, XE	Actual OE	ALR0031
Frontier	Alternator	3.3L	SE, XE	Actual OE	ALR0039
Frontier	Fuel Injector	3.3L	SE, XE	Select Use (Black, Purple or Yellow Dot), any color can be used if all injectors are replaced, or else color must match, Naturally Aspirated, VG33E, Actual OE	FIJ0006

Vehicle	Part Type	Engine Size	Trim	Note(s)	Part Number
<b>1999 Nissan (cont'd)</b>					
Frontier	Fuel Injector	2.4L	SE, XE	Actual OE	FIJ0007
Frontier	Ignition Knock (Detonation) Sensor	2.4L	SE, XE	Actual OE	KNS0001
Frontier	Ignition Knock (Detonation) Sensor	3.3L	SE, XE	Actual OE	KNS0003
Frontier	Mass Air Flow Sensor	3.3L	SE, XE	Actual OE	MAF0025
Frontier	Mass Air Flow Sensor	2.4L	SE, XE	Actual OE	MAF0110
Frontier	Engine Oil Pump	2.4L	SE, XE	Actual OE, OIL PUMP	OUP0015
Frontier	Vapor Canister Vent Solenoid	2.4L, 3.3L	SE, XE	Actual OE	PCV0001
Frontier	Manifold Absolute Pressure Sensor	2.4L, 3.3L	SE, XE	Actual OE	PRS0001
Frontier	Power Steering Pump	3.3L	SE, XE	2 washers, Actual OE	PSP0004
Frontier	Engine Rocker Arm	3.3L	SE, XE	VG33E, D22U, 4 pieces, Actual OE	RKV0001
Frontier	Fuel Injection Throttle Body	2.4L	SE, XE		TCH0002
Frontier	Engine Coolant Temperature Sensor	2.4L	SE, XE	Actual OE	TMS0002
Frontier	Throttle Position Sensor	2.4L	SE, XE	Actual OE	TPS0005
Frontier	Throttle Position Sensor	3.3L	SE, XE	Actual OE	TPS0006
Frontier	Engine Valve Lifter	3.3L	SE, XE	4 pieces, Actual OE	VLL0001
Frontier	Engine Valve Lifter	2.4L	SE, XE	KA24DE, D22U, 4 pieces, Actual OE	VLL0002
Frontier	Engine Water Pump	2.4L	SE, XE	Gasket, Actual OE	WUP0001
Frontier	Engine Water Pump	3.3L	SE, XE	Gasket, Actual OE	WUP0007
Maxima	Alternator	3.0L	GLE, GXE	Case 3, Actual OE	ALR0002
Maxima	Alternator	3.0L	SE	Actual OE	ALR0011
Maxima	Fuel Injector	3.0L	GLE, GXE, SE	Actual OE	FIJ0023
Maxima	Electric Fuel Pump	3.0L	GLE, GXE, SE	In-Tank, Actual OE, PUMP ONLY	FUP0015
Maxima	Ignition Coil	3.0L	GLE, GXE, SE	Right, Actual OE	IGC0012
Maxima	Ignition Coil	3.0L	GLE, GXE, SE	Left, Actual OE	IGC0015
Maxima	Ignition Knock (Detonation) Sensor	3.0L	GLE, GXE, SE	Actual OE	KNS0001



Vehicle	Part Type	Engine Size	Trim	Note(s)	Part Number
<b>1999 Nissan (cont'd)</b>					
Maxima	Engine Oil Pump	3.0L	GLE, GXE, SE	Actual OE, OIL PUMP	OUP0027
Maxima	Vapor Canister Vent Solenoid	3.0L	GLE, GXE, SE	Actual OE	PCV0001
Maxima	Fuel Injection Pressure Regulator	3.0L	GLE, GXE, SE	Actual OE	PRR0003
Maxima	Power Steering Pump	3.0L	GLE, GXE, SE	2 washers, Actual OE	PSP0002
Maxima	Starter Motor	3.0L	GLE, GXE, SE	Actual OE	STR0015
Maxima	Air Charge Temperature Sensor	3.0L	GLE, GXE, SE	Actual OE	TMS0003
Pathfinder	Fuel Injector	3.3L	LE, SE, XE	Select Use (Black, Purple or Yellow Dot), any color can be used if all injectors are replaced, or else color must match, Actual OE	FIJ0006
Pathfinder	Electric Fuel Pump	3.3L	LE, SE, XE	In-Tank, Actual OE, PUMP ONLY	FUP0012
Pathfinder	Ignition Knock (Detonation) Sensor	3.3L	LE, SE, XE	Actual OE	KNS0001
Pathfinder	Mass Air Flow Sensor	3.3L	LE, SE, XE	Actual OE	MAF0025
Pathfinder	Engine Oil Pump	3.3L	LE, SE, XE	Actual OE, OIL PUMP	OUP0025
Pathfinder	Vapor Canister Vent Solenoid	3.3L	LE, SE, XE	Actual OE	PCV0001
Pathfinder	Manifold Absolute Pressure Sensor	3.3L	LE, SE, XE	Manifold, Actual OE	PRS0001
Pathfinder	Power Steering Pump	3.3L	LE, SE, XE	2 washers, Actual OE	PSP0014
Pathfinder	Engine Rocker Arm	3.3L	LE, SE, XE	VG33E, R50, 4 pieces, Actual OE	RKV0001
Pathfinder	Air Charge Temperature Sensor	3.3L	LE, SE, XE	Actual OE	TMS0003
Pathfinder	Throttle Position Sensor	3.3L	LE, SE, XE	Actual OE	TPS0006
Pathfinder	Engine Valve Lifter	3.3L	LE, SE, XE	VG33E, R50, 4 pieces, Actual OE	VLL0001
Pathfinder	Engine Water Pump	3.3L	LE, SE, XE	Gasket, Actual OE	WUP0036
Pickup	Mass Air Flow Sensor	2.4L	Base, Lujo, Tipico	Actual OE	MAF0110
Quest	Idle Air Control Valve	3.3L	GLE, GXE, SE	Actual OE	ABV0074

Vehicle	Part Type	Engine Size	Trim	Note(s)	Part Number
<b>1999 Nissan (cont'd)</b>					
Quest	Engine Crankshaft Position Sensor	3.3L	GLE, GXE, SE	Actual OE, CRANK ANGLE SENSOR	CAS0006
Quest	Fuel Injector	3.3L	GLE, GXE, SE	Select Use (Black, Purple or Yellow Dot), any color can be used if all injectors are replaced, or else color must match, Actual OE	FIJ0006
Quest	Ignition Knock (Detonation) Sensor	3.3L	GLE, GXE, SE	Actual OE	KNS0003
Quest	Mass Air Flow Sensor	3.3L	GLE, GXE, SE	Actual OE	MAF0025
Quest	Engine Rocker Arm	3.3L	GLE, GXE, SE	VG33E, V41, 4 pieces, Actual OE	RKV0001
Quest	Throttle Position Sensor	3.3L	GLE, GXE, SE	Actual OE	TPS0005
Quest	Engine Valve Lifter	3.3L	GLE, GXE, SE	4 pieces, Actual OE	VLL0001
Sentra	Alternator	2.0L	SE	Actual OE	ALR0037
Sentra	Alternator	1.6L	GST, GSX, GXE, XE	Actual OE	ALR0038
Sentra	Engine Crankshaft Position Sensor	2.0L	SE	Manual, Actual OE, CRANK ANGLE SENSOR	CAS0001
Sentra	Engine Crankshaft Position Sensor	2.0L	SE	RE4F03A, 4, Transaxle, Automatic, Actual OE, CRANK ANGLE SENSOR	CAS0002
Sentra	Engine Crankshaft Position Sensor	1.6L	GST, GSX	4, Transaxle, Automatic, Actual OE, CRANK ANGLE SENSOR	CAS0003
Sentra	Engine Crankshaft Position Sensor	1.6L	GXE, XE	RL4F03A, 4, Transaxle, Automatic, Actual OE, CRANK ANGLE SENSOR	CAS0003
Sentra	Engine Crankshaft Position Sensor	1.6L	GST, GSX, GXE, XE	Manual, Actual OE, CRANK ANGLE SENSOR	CAS0011
Sentra	Fuel Injector	2.0L	SE	Actual OE	FIJ0010
Sentra	Fuel Injector	1.6L	GST, GSX, GXE, XE	Actual OE	FIJ0018
Sentra	Electric Fuel Pump	1.6L, 2.0L	GXE, SE, XE	In-Tank, Actual OE, PUMP ONLY	FUP0014
Sentra	Fuel Pump	1.6L, 2.0L	GXE, SE, XE	B14U, SPECIAL ORDER ONLY	FUP3362HU-D
Sentra	Ignition Knock (Detonation) Sensor	2.0L	SE	Actual OE	KNS0001

Vehicle	Part Type	Engine Size	Trim	Note(s)	Part Number
<b>1999 Nissan (cont'd)</b>					
Sentra	Mass Air Flow Sensor	2.0L	SE	To 09/2014, Actual OE	MAF0001
Sentra	Mass Air Flow Sensor	1.6L	GXE, XE	Actual OE	MAF0085
Sentra	Engine Oil Pump Cover	2.0L	SE	SR20DE, B14U, Actual OE	OFC0007
Sentra	Vapor Canister Vent Solenoid	1.6L, 2.0L	GST, GSX, GXE, SE, XE	Actual OE	PCV0001
Sentra	Fuel Injection Pressure Regulator	2.0L	SE	Actual OE	PRR0007
Sentra	Starter Motor	1.6L	GXE, XE	Actual OE	STR0016
Sentra	Starter Motor	2.0L	SE	Actual OE	STR0017
Sentra	Air Charge Temperature Sensor	1.6L, 2.0L	GST, GSX, GXE, SE, XE	Actual OE	TMS0003
Sentra	Throttle Position Sensor	2.0L	SE	Manual, Actual OE	TPS0003
Sentra	Throttle Position Sensor	2.0L	SE	Automatic, Actual OE	TPS0005
Sentra	Engine Variable Valve Timing (VVT) Sprocket	1.6L	GST, GSX, GXE, XE	Intake, Actual OE	VTG0007
Sentra	Engine Water Pump	1.6L	GXE, XE	Gaskets (2), Actual OE	WUP0002
Tsuru	Throttle Position Sensor	1.6L	GS I Austero, GS II	MEX, Actual OE	TPS0003
<b>2000 Nissan</b>					
Altima	Alternator	2.4L	GLE, GXE, SE, XE	Actual OE	ALR0001
Altima	Ignition Knock (Detonation) Sensor	2.4L	GLE, GXE, SE, XE	Actual OE	KNS0001
Altima	Vapor Canister Vent Solenoid	2.4L	GLE, GXE, SE, XE	Actual OE	PCV0001
Altima	Power Steering Pump	2.4L	GLE, SE	2 washers, Actual OE	PSP0012
Altima	Power Steering Pump	2.4L	GXE	High Performance Suspension, 2 washers, Actual OE	PSP0012
Altima	Throttle Position Sensor	2.4L	GLE, GXE, SE, XE	Actual OE, With screws	TPS0001
Altima	Throttle Position Sensor	2.4L	GLE, GXE, SE, XE	Actual OE, Without screws	TPS0014
Altima	Engine Water Pump	2.4L	GLE, GXE, SE, XE	Gasket, Actual OE	WUP0039
Frontier	Idle Air Control Valve	2.4L	XE	Gasket, Actual OE	ABV0073
Frontier	Alternator	2.4L	XE	Actual OE	ALR0031

Vehicle	Part Type	Engine Size	Trim	Note(s)	Part Number
<b>2000 Nissan (cont'd)</b>					
Frontier	Alternator	3.3L	SE, XE	Actual OE	ALR0039
Frontier	Fuel Injector	3.3L	SE, XE	Select Use (Black, Purple or Yellow Dot), any color can be used if all injectors are replaced, or else color must match, Naturally Aspirated, VG33E, Actual OE	FIJ0006
Frontier	Fuel Injector	2.4L	XE	Actual OE	FIJ0007
Frontier	Ignition Knock (Detonation) Sensor	2.4L	XE	Actual OE	KNS0001
Frontier	Ignition Knock (Detonation) Sensor	3.3L	SE, XE	Actual OE	KNS0003
Frontier	Mass Air Flow Sensor	3.3L	SE, XE	From 12/2000, Actual OE	MAF0025
Frontier	Mass Air Flow Sensor	2.4L	XE	Actual OE	MAF0110
Frontier	Engine Oil Pump	3.3L	SE, XE	Actual OE, OIL PUMP	OUP0011
Frontier	Engine Oil Pump	2.4L	XE	Actual OE, OIL PUMP	OUP0015
Frontier	Vapor Canister Vent Solenoid	2.4L, 3.3L	SE, XE	Actual OE	PCV0001
Frontier	Manifold Absolute Pressure Sensor	2.4L, 3.3L	SE, XE	Actual OE	PRS0001
Frontier	Power Steering Pump	3.3L	SE, XE	2 washers, Actual OE	PSP0004
Frontier	Engine Rocker Arm	3.3L	SE, XE	VG33E, D22U, 4 pieces, Actual OE	RKV0001
Frontier	Fuel Injection Throttle Body	2.4L	XE		TCH0002
Frontier	Engine Coolant Temperature Sensor	2.4L	XE	Actual OE	TMS0002
Frontier	Throttle Position Sensor	2.4L	XE	Actual OE	TPS0005
Frontier	Throttle Position Sensor	3.3L	SE, XE	Actual OE	TPS0006
Frontier	Engine Valve Lifter	3.3L	SE, XE	4 pieces, Actual OE	VLL0001
Frontier	Engine Water Pump	2.4L	XE	Gasket, Actual OE	WUP0001
Frontier	Engine Water Pump	3.3L	SE, XE	Gasket, Actual OE	WUP0007
Maxima	Idle Air Control Valve	3.0L	GLE, GXE, SE	Gasket, Actual OE	ABV0039

Vehicle	Part Type	Engine Size	Trim	Note(s)	Part Number
<b>2000 Nissan (cont'd)</b>					
Maxima	Alternator	3.0L	GLE, GXE, SE	Actual OE	ALR0049
Maxima	Fuel Injector	3.0L	GLE, GXE, SE	Actual OE	FIJ0020
Maxima	Electric Fuel Pump	3.0L	GLE, GXE, SE	In-Tank, Actual OE, PUMP ONLY	FUP0013
Maxima	Ignition Coil	3.0L	GLE, GXE, SE	To 06/2000, Right, Actual OE	IGC0021
Maxima	Ignition Coil	3.0L	GLE, GXE, SE	To 06/2000, Left, Actual OE	IGC0024
Maxima	Ignition Coil	3.0L	GLE, GXE, SE	From 06/2000, Left, Actual OE	IGC0026
Maxima	Ignition Coil	3.0L	GLE, GXE, SE	From 06/2000, Right, Actual OE	IGC0074
Maxima	Mass Air Flow Sensor	3.0L	GLE, GXE, SE	Housing, Actual OE	MAF0097
Maxima	Engine Oil Pump	3.0L	GLE, GXE, SE	Actual OE, OIL PUMP	OUP0027
Maxima	Vapor Canister Vent Solenoid	3.0L	GLE, GXE, SE	Actual OE	PCV0001
Maxima	Manifold Absolute Pressure Sensor	3.0L	GLE, GXE, SE	Manifold, From 06/2000, Actual OE	PRS0001
Maxima	Power Steering Pump	3.0L	GLE, GXE, SE	2 washers, Actual OE	PSP0002
Maxima	Starter Motor	3.0L	GLE, GXE, SE	Actual OE	STR0015
Maxima	Air Charge Temperature Sensor	3.0L	GLE, GXE, SE	Actual OE	TMS0003
Maxima	Throttle Position Sensor	3.0L	GLE, GXE, SE	Actual OE, With screws	TPS0001
Maxima	Throttle Position Sensor	3.0L	GLE, GXE, SE	Actual OE, Without screws	TPS0014
Pathfinder	Alternator	3.3L	LE, SE, XE	Actual OE	ALR0003
Pathfinder	Fuel Injector	3.3L	LE, SE, XE	Select Use (Black, Purple or Yellow Dot), any color can be used if all injectors are replaced, or else color must match, Actual OE	FIJ0006
Pathfinder	Electric Fuel Pump	3.3L	LE, SE, XE	In-Tank, Actual OE, PUMP ONLY	FUP0011
Pathfinder	Ignition Knock (Detonation) Sensor	3.3L	LE, SE, XE	To 05/2000, Actual OE	KNS0001
Pathfinder	Ignition Knock (Detonation) Sensor	3.3L	LE, SE, XE	From 05/2000, Actual OE	KNS0003
Pathfinder	Mass Air Flow Sensor	3.3L	LE, SE, XE	Actual OE	MAF0025

Vehicle	Part Type	Engine Size	Trim	Note(s)	Part Number
<b>2000 Nissan (cont'd)</b>					
Pathfinder	Engine Oil Pump	3.3L	LE, SE, XE	Actual OE, OIL PUMP	OUP0025
Pathfinder	Vapor Canister Vent Solenoid	3.3L	LE, SE, XE	Actual OE	PCV0001
Pathfinder	Manifold Absolute Pressure Sensor	3.3L	LE, SE, XE	Manifold, Actual OE	PRS0001
Pathfinder	Power Steering Pump	3.3L	LE, SE, XE	2 washers, Actual OE	PSP0014
Pathfinder	Engine Rocker Arm	3.3L	LE, SE, XE	VG33E, R50, 4 pieces, Actual OE	RKV0001
Pathfinder	Air Charge Temperature Sensor	3.3L	LE, SE, XE	Actual OE	TMS0003
Pathfinder	Throttle Position Sensor	3.3L	LE, SE, XE	Actual OE	TPS0006
Pathfinder	Engine Valve Lifter	3.3L	LE, SE, XE	VG33E, R50, 4 pieces, Actual OE	VLL0001
Pathfinder	Engine Water Pump	3.3L	LE, SE, XE	Gasket, Actual OE	WUP0036
Pickup	Mass Air Flow Sensor	2.4L	Base, Lujo, Tipico	Actual OE	MAF0110
Quest	Idle Air Control Valve	3.3L	GLE, GXE, SE	Actual OE	ABV0074
Quest	Engine Crankshaft Position Sensor	3.3L	GLE, GXE, SE	Actual OE, CRANK ANGLE SENSOR	CAS0006
Quest	Fuel Injector	3.3L	GLE, GXE, SE	Select Use (Black, Purple or Yellow Dot), any color can be used if all injectors are replaced, or else color must match, Actual OE	FIJ0006
Quest	Ignition Knock (Detonation) Sensor	3.3L	GLE, GXE, SE	Actual OE	KNS0003
Quest	Mass Air Flow Sensor	3.3L	GLE, GXE, SE	Actual OE	MAF0025
Quest	Engine Rocker Arm	3.3L	GLE, GXE, SE	VG33E, V41, 4 pieces, Actual OE	RKV0001
Quest	Throttle Position Sensor	3.3L	GLE, GXE, SE	Actual OE	TPS0005
Quest	Engine Valve Lifter	3.3L	GLE, GXE, SE	4 pieces, Actual OE	VLL0001
Sentra	Idle Air Control Valve	2.0L	SE	Gasket, Actual OE	ABV0041
Sentra	Idle Air Control Valve	1.8L	GXE, XE	Gasket, Actual OE	ABV0042
Sentra	Alternator	1.8L	GXE, XE	Actual OE	ALR0004

Vehicle	Part Type	Engine Size	Trim	Note(s)	Part Number
<b>2000 Nissan (cont'd)</b>					
Sentra	Engine Crankshaft Position Sensor	2.0L	SE	Manual, Actual OE, CRANK ANGLE SENSOR	CAS0001
Sentra	Engine Crankshaft Position Sensor	2.0L	SE	Automatic, Actual OE, CRANK ANGLE SENSOR	CAS0002
Sentra	Engine Camshaft Position Sensor	1.8L	GXE, XE	Actual OE	CPS0007
Sentra	Fuel Injector	1.8L	GXE, XE	Actual OE	FIJ0002
Sentra	Fuel Injector	2.0L	SE	Actual OE	FIJ0020
Sentra	Electric Fuel Pump	1.8L, 2.0L	GXE, SE, XE	In-Tank, Actual OE, PUMP ONLY	FUP0018
Sentra	Ignition Coil	1.8L	GXE, XE	Actual OE	IGC0054
Sentra	Ignition Knock (Detonation) Sensor	2.0L	SE	Actual OE	KNS0001
Sentra	Mass Air Flow Sensor	1.8L	GXE, XE	Housing, Actual OE	MAF0090
Sentra	Mass Air Flow Sensor	2.0L	SE	Housing, Actual OE	MAF0097
Sentra	Mass Air Flow Sensor	2.0L	SE	No Housing, Actual OE	MAF0098
Sentra	Engine Oil Pump Cover	1.8L	GXE, XE	Actual OE	OFC0006
Sentra	Engine Oil Pump Cover	2.0L	SE	SR20DE, B15U, Actual OE	OFC0008
Sentra	Starter Motor	2.0L	SE	Actual OE	STR0018
Sentra	Starter Motor	1.8L	GXE, XE	Actual OE	STR0025
Sentra	Throttle Position Sensor	1.8L, 2.0L	GXE, SE, XE	Actual OE, With screws	TPS0001
Sentra	Throttle Position Sensor	1.6L	GST, GSX	MEX, Actual OE, With screws	TPS0001
Sentra	Throttle Position Sensor	1.8L, 2.0L	GXE, SE, XE	Actual OE, Without screws	TPS0014
Sentra	Throttle Position Sensor	1.6L	GST, GSX	MEX, Actual OE, Without screws	TPS0014
Sentra	Engine Water Pump	1.8L	GXE, XE	Gasket, Actual OE	WUP0005
Tsuru	Mass Air Flow Sensor	1.6L	GS I Austero, GS II	Actual OE	MAF0110
Tsuru	Throttle Position Sensor	1.6L	GS I Austero, GS II	MEX, Actual OE	TPS0003
Urvan	Ignition Knock (Detonation) Sensor	2.4L	DX, GL	MEX, Actual OE	KNS0001
Urvan	Mass Air Flow Sensor	2.4L	DX, GL	MEX, No Housing, Actual OE	MAF0031
Urvan	Engine Oil Pump	2.4L	DX, GL	MEX, Actual OE, OIL PUMP	OUP0015

Vehicle	Part Type	Engine Size	Trim	Note(s)	Part Number
<b>2000 Nissan (cont'd)</b>					
Urvan	Throttle Position Sensor	2.4L	DX, GL	MEX, Actual OE	TPS0003
Xterra	Idle Air Control Valve	2.4L	XE	Gasket, Actual OE	ABV0073
Xterra	Alternator	2.4L	XE	Actual OE	ALR0031
Xterra	Alternator	3.3L	SE, XE	Actual OE	ALR0039
Xterra	Fuel Injector	3.3L	SE, XE	Select Use (Black, Purple or Yellow Dot), any color can be used if all injectors are replaced, or else color must match, Naturally Aspirated, VG33E, Actual OE	FIJ0006
Xterra	Fuel Injector	2.4L	XE	Actual OE	FIJ0007
Xterra	Ignition Knock (Detonation) Sensor	2.4L	XE	Actual OE	KNS0001
Xterra	Ignition Knock (Detonation) Sensor	3.3L	SE, XE	Actual OE	KNS0003
Xterra	Mass Air Flow Sensor	3.3L	SE, XE	From 12/2000, Actual OE	MAF0025
Xterra	Mass Air Flow Sensor	2.4L	XE	Actual OE	MAF0110
Xterra	Engine Oil Pump	3.3L	SE, XE	Actual OE, OIL PUMP	OUP0011
Xterra	Engine Oil Pump	2.4L	XE	Actual OE, OIL PUMP	OUP0015
Xterra	Vapor Canister Vent Solenoid	2.4L, 3.3L	SE, XE	Actual OE	PCV0001
Xterra	Manifold Absolute Pressure Sensor	2.4L, 3.3L	SE, XE	Actual OE	PRS0001
Xterra	Power Steering Pump	3.3L	SE, XE	2 washers, Actual OE	PSP0004
Xterra	Engine Rocker Arm	3.3L	SE, XE	VG33E, WD22, 4 pieces, Actual OE	RKV0001
Xterra	Throttle Position Sensor	2.4L	XE	Actual OE	TPS0005
Xterra	Throttle Position Sensor	3.3L	SE, XE	Actual OE	TPS0006
Xterra	Engine Valve Lifter	3.3L	SE, XE	4 pieces, Actual OE	VLL0001
Xterra	Engine Water Pump	2.4L	XE	Gasket, Actual OE	WUP0001
Xterra	Engine Water Pump	3.3L	SE, XE	Gasket, Actual OE	WUP0007



Vehicle	Part Type	Engine Size	Trim	Note(s)	Part Number
<b>2001 Nissan</b>					
Almera	Throttle Position Sensor	1.8L	Comfort, Sport	MEX, Actual OE	TPS0003
Altima	Alternator	2.4L	GLE, GXE, SE, XE	Actual OE	ALR0001
Altima	Ignition Knock (Detonation) Sensor	2.4L	GLE, GXE, SE, XE	Actual OE	KNS0001
Altima	Vapor Canister Vent Solenoid	2.4L	GLE, GXE, SE, XE	Actual OE	PCV0001
Altima	Power Steering Pump	2.4L	GLE, SE	2 washers, Actual OE	PSP0012
Altima	Power Steering Pump	2.4L	GXE, XE	From 01/2001, 2 washers, Actual OE	PSP0012
Altima	Throttle Position Sensor	2.4L	GLE, GXE, SE, XE	Actual OE, With screws	TPS0001
Altima	Throttle Position Sensor	2.4L	GLE, GXE, SE, XE	Actual OE, Without screws	TPS0014
Altima	Engine Water Pump	2.4L	GLE, GXE, SE, XE	Gasket, Actual OE	WUP0039
Frontier	Idle Air Control Valve	2.4L	XE	Gasket, Actual OE	ABV0073
Frontier	Alternator	2.4L	XE	Actual OE	ALR0031
Frontier	Alternator	3.3L	SC, SE, XE	Actual OE	ALR0039
Frontier	Fuel Injector	3.3L	SE, XE	Select Use (Black, Purple or Yellow Dot), any color can be used if all injectors are replaced, or else color must match, Naturally Aspirated, VG33E, Actual OE	FIJ0006
Frontier	Fuel Injector	2.4L	XE	Actual OE	FIJ0007
Frontier	Ignition Knock (Detonation) Sensor	3.3L	SC, SE, XE	Actual OE	KNS0003
Frontier	Mass Air Flow Sensor	3.3L	SC, SE, XE	From 12/2000, Actual OE	MAF0025
Frontier	Mass Air Flow Sensor	2.4L	XE	Actual OE	MAF0110
Frontier	Engine Oil Pump	3.3L	SC, SE, XE	Actual OE, OIL PUMP	OUP0011
Frontier	Engine Oil Pump	2.4L	XE	Actual OE, OIL PUMP	OUP0015
Frontier	Vapor Canister Vent Solenoid	2.4L, 3.3L	SC, SE, XE	To 07/2001, Actual OE	PCV0001
Frontier	Power Steering Pump	3.3L	SC, SE, XE	2 washers, Actual OE	PSP0004
Frontier	Engine Rocker Arm	3.3L	SE, XE	VG33E, D22U, 4 pieces, Actual OE	RKV0001

Vehicle	Part Type	Engine Size	Trim	Note(s)	Part Number
<b>2001 Nissan (cont'd)</b>					
Frontier	Fuel Injection Throttle Body	2.4L	XE		TCH0002
Frontier	Engine Coolant Temperature Sensor	2.4L	XE	Actual OE	TMS0002
Frontier	Throttle Position Sensor	2.4L	XE	Actual OE	TPS0005
Frontier	Throttle Position Sensor	3.3L	SC, SE, XE	Actual OE	TPS0006
Frontier	Engine Valve Lifter	3.3L	SC, SE, XE	4 pieces, Actual OE	VLL0001
Frontier	Engine Water Pump	2.4L	XE	Gasket, Actual OE	WUP0001
Frontier	Engine Water Pump	3.3L	SC, SE, XE	Gasket, Actual OE	WUP0007
Maxima	Idle Air Control Valve	3.0L	GLE, GXE, SE, SE 20th Anniversary Edition	Gasket, Actual OE	ABV0039
Maxima	Alternator	3.0L	GLE, GXE, SE, SE 20th Anniversary Edition	Actual OE	ALR0049
Maxima	Fuel Injector	3.0L	GLE, GXE, SE, SE 20th Anniversary Edition	Actual OE	FIJ0020
Maxima	Electric Fuel Pump	3.0L	GLE, GXE, SE, SE 20th Anniversary Edition	In-Tank, Actual OE, PUMP ONLY	FUP0013
Maxima	Ignition Coil	3.0L	GLE, GXE, SE, SE 20th Anniversary Edition	Left, Actual OE	IGC0026
Maxima	Ignition Coil	3.0L	GLE, GXE, SE, SE 20th Anniversary Edition	Right, Actual OE	IGC0074
Maxima	Mass Air Flow Sensor	3.0L	GLE, GXE, SE, SE 20th Anniversary Edition	To 06/2001, Housing, Actual OE	MAF0097
Maxima	Engine Oil Pump	3.0L	GLE, GXE, SE, SE 20th Anniversary Edition	Actual OE, OIL PUMP	OUP0027
Maxima	Vapor Canister Vent Solenoid	3.0L	GLE, GXE, SE, SE 20th Anniversary Edition	To 06/2001, Actual OE	PCV0001
Maxima	Manifold Absolute Pressure Sensor	3.0L	GLE, GXE, SE, SE 20th Anniversary Edition	Manifold, Actual OE	PRS0001
Maxima	Power Steering Pump	3.0L	GLE, GXE, SE, SE 20th Anniversary Edition	2 washers, Actual OE	PSP0002
Maxima	Starter Motor	3.0L	GLE, GXE, SE, SE 20th Anniversary Edition	Actual OE	STR0015
Maxima	Air Charge Temperature Sensor	3.0L	GLE, GXE, SE, SE 20th Anniversary Edition	Actual OE	TMS0003
Maxima	Throttle Position Sensor	3.0L	GLE, GXE, SE, SE 20th Anniversary Edition	Actual OE, With screws	TPS0001
Maxima	Throttle Position Sensor	3.0L	GLE, GXE, SE, SE 20th Anniversary Edition	Actual OE, Without screws	TPS0014
Pathfinder	Idle Air Control Valve	3.5L	LE, SE, XE	Gasket, Actual OE	ABV0043
Pathfinder	Alternator	3.5L	LE, SE, XE	Actual OE	ALR0012

Vehicle	Part Type	Engine Size	Trim	Note(s)	Part Number
<b>2001 Nissan (cont'd)</b>					
Pathfinder	Fuel Injector	3.5L	LE, SE, XE	Actual OE	FIJ0020
Pathfinder	Electric Fuel Pump	3.5L	LE, SE, XE	In-Tank, Actual OE, PUMP ONLY	FUP0019
Pathfinder	Ignition Coil	3.5L	LE, SE, XE	w/ Ignition Coil Protector, Left, Actual OE	IGC0006
Pathfinder	Ignition Coil	3.5L	LE, SE, XE	w/ Ignition Coil Protector, Right, Actual OE	IGC0006
Pathfinder	Ignition Coil	3.5L	LE, SE, XE	w/ Large Radiator, Left, Actual OE	IGC0022
Pathfinder	Ignition Coil	3.5L	LE, SE, XE	w/o Large Radiator; 2001 Model Year, Left, Actual OE	IGC0023
Pathfinder	Ignition Coil	3.5L	LE, SE, XE	2001 Model Year, Right, Actual OE	IGC0027
Pathfinder	Mass Air Flow Sensor	3.5L	LE, SE, XE	Actual OE	MAF0092
Pathfinder	Vapor Canister Vent Solenoid	3.5L	LE, SE, XE	To 08/2001, Actual OE	PCV0001
Pathfinder	Power Steering Pump	3.5L	LE, SE, XE	2 washers, Actual OE	PSP0044
Pathfinder	Air Charge Temperature Sensor	3.5L	LE, SE, XE	Actual OE	TMS0003
Pathfinder	Throttle Position Sensor	3.5L	LE, SE, XE	Actual OE, With screws	TPS0001
Pathfinder	Throttle Position Sensor	3.5L	LE, SE, XE	Actual OE, Without screws	TPS0014
Pathfinder	Engine Variable Valve Timing (VVT) Solenoid	3.5L	LE, SE, XE	Right, Gasket, Actual OE	VTS0007
Pathfinder	Engine Variable Valve Timing (VVT) Solenoid	3.5L	LE, SE, XE	Left, Gasket, Actual OE	VTS0008
Quest	Idle Air Control Valve	3.3L	GLE, GXE, SE	Actual OE	ABV0074
Quest	Engine Crankshaft Position Sensor	3.3L	GLE, GXE, SE	Actual OE, CRANK ANGLE SENSOR	CAS0006
Quest	Fuel Injector	3.3L	GLE, GXE, SE	Select Use (Black, Purple or Yellow Dot), any color can be used if all injectors are replaced, or else color must match, Actual OE	FIJ0006
Quest	Ignition Knock (Detonation) Sensor	3.3L	GLE, GXE, SE	Actual OE	KNS0003

Vehicle	Part Type	Engine Size	Trim	Note(s)	Part Number
<b>2001 Nissan (cont'd)</b>					
Quest	Mass Air Flow Sensor	3.3L	GLE, GXE, SE	Actual OE	MAF0025
Quest	Engine Rocker Arm	3.3L	GLE, GXE, SE	VG33E, V41, 4 pieces, Actual OE	RKV0001
Quest	Throttle Position Sensor	3.3L	GLE, GXE, SE	Actual OE	TPS0005
Quest	Engine Valve Lifter	3.3L	GLE, GXE, SE	4 pieces, Actual OE	VLL0001
Sentra	Idle Air Control Valve	2.0L	SE	Gasket, Actual OE	ABV0041
Sentra	Idle Air Control Valve	1.8L	CA	Gasket, Actual OE	ABV0042
Sentra	Idle Air Control Valve	1.8L	GXE, XE	w/o Clean Air Package, Gasket, Actual OE	ABV0042
Sentra	Alternator	1.8L	CA, GXE, XE	Actual OE	ALR0004
Sentra	Engine Crankshaft Position Sensor	2.0L	SE	Manual, Actual OE, CRANK ANGLE SENSOR	CAS0001
Sentra	Engine Crankshaft Position Sensor	2.0L	SE	Automatic, Actual OE, CRANK ANGLE SENSOR	CAS0002
Sentra	Engine Camshaft Position Sensor	1.8L	CA, GXE, XE	Actual OE	CPS0007
Sentra	Fuel Injector	1.8L	CA	Actual OE	FIJ0002
Sentra	Fuel Injector	2.0L	SE	Actual OE	FIJ0020
Sentra	Electric Fuel Pump	1.8L	CA	In-Tank, Actual OE, PUMP ONLY	FUP0010
Sentra	Electric Fuel Pump	1.8L, 2.0L	GXE, SE, XE	In-Tank, Actual OE, PUMP ONLY	FUP0018
Sentra	Ignition Coil	1.8L	CA, GXE, XE	From 08/2001, Actual OE	IGC0010
Sentra	Ignition Coil	1.8L	CA, GXE, XE	To 08/2001, Actual OE	IGC0054
Sentra	Ignition Knock (Detonation) Sensor	2.0L	SE	Actual OE	KNS0001
Sentra	Mass Air Flow Sensor	1.8L	CA, GXE, XE	Housing, Actual OE	MAF0090
Sentra	Mass Air Flow Sensor	2.0L	SE	Housing, Actual OE	MAF0097
Sentra	Mass Air Flow Sensor	2.0L	SE	No Housing, Actual OE	MAF0098
Sentra	Engine Oil Pump Cover	1.8L	CA, GXE, XE	Actual OE	OFC0006
Sentra	Engine Oil Pump Cover	2.0L	SE	SR20DE, B15U, Actual OE	OFC0008
Sentra	Starter Motor	2.0L	SE	Actual OE	STR0018
Sentra	Starter Motor	1.8L	CA, GXE, XE	Actual OE	STR0025

Vehicle	Part Type	Engine Size	Trim	Note(s)	Part Number
<b>2001 Nissan (cont'd)</b>					
Sentra	Throttle Position Sensor	1.8L, 2.0L	CA, GXE, SE, XE	Actual OE, With screws	TPS0001
Sentra	Throttle Position Sensor	1.8L, 2.0L	CA, GXE, SE, XE	Actual OE, Without screws	TPS0014
Sentra	Engine Water Pump	1.8L	CA, GXE, XE	Gasket, Actual OE	WUP0005
Tsuru	Mass Air Flow Sensor	1.6L	GS I Austero, GS I Taxi, GS II	Actual OE	MAF0110
Tsuru	Throttle Position Sensor	1.6L	GS I Austero, GS I Taxi, GS II	MEX, Actual OE	TPS0003
Urvan	Ignition Knock (Detonation) Sensor	2.4L	DX	MEX, Actual OE	KNS0001
Urvan	Mass Air Flow Sensor	2.4L	DX	MEX, No Housing, Actual OE	MAF0031
Urvan	Engine Oil Pump	2.4L	DX	MEX, Actual OE, OIL PUMP	OUP0015
Urvan	Throttle Position Sensor	2.4L	DX	MEX, Actual OE	TPS0003
Xterra	Idle Air Control Valve	2.4L	XE	Gasket, Actual OE	ABV0073
Xterra	Alternator	2.4L	XE	Actual OE	ALR0031
Xterra	Alternator	3.3L	SE, XE	Actual OE	ALR0039
Xterra	Fuel Injector	3.3L	SE, XE	Select Use (Black, Purple or Yellow Dot), any color can be used if all injectors are replaced, or else color must match, Naturally Aspirated, VG33E, Actual OE	FIJ0006
Xterra	Fuel Injector	2.4L	XE	Actual OE	FIJ0007
Xterra	Ignition Knock (Detonation) Sensor	3.3L	SE, XE	Actual OE	KNS0003
Xterra	Mass Air Flow Sensor	3.3L	SE, XE	From 12/2000, Actual OE	MAF0025
Xterra	Mass Air Flow Sensor	2.4L	XE	Actual OE	MAF0110
Xterra	Engine Oil Pump	3.3L	SE, XE	Actual OE, OIL PUMP	OUP0011
Xterra	Engine Oil Pump	2.4L	XE	Actual OE, OIL PUMP	OUP0015
Xterra	Vapor Canister Vent Solenoid	2.4L, 3.3L	SE, XE	To 07/2001, Actual OE	PCV0001
Xterra	Power Steering Pump	3.3L	SE, XE	2 washers, Actual OE	PSP0004
Xterra	Engine Rocker Arm	3.3L	SE, XE	VG33E, WD22, 4 pieces, Actual OE	RKV0001

Vehicle	Part Type	Engine Size	Trim	Note(s)	Part Number
<b>2001 Nissan (cont'd)</b>					
Xterra	Throttle Position Sensor	2.4L	XE	Actual OE	TPS0005
Xterra	Throttle Position Sensor	3.3L	SE, XE	Actual OE	TPS0006
Xterra	Engine Valve Lifter	3.3L	SE, XE	4 pieces, Actual OE	VLL0001
Xterra	Engine Water Pump	2.4L	XE	Gasket, Actual OE	WUP0001
Xterra	Engine Water Pump	3.3L	SE, XE	Gasket, Actual OE	WUP0007
<b>2002 Nissan</b>					
Almera	Ignition Coil	1.8L	Comfort, Sport	MEX, Actual OE	IGC0010
Almera	Throttle Position Sensor	1.8L	Comfort, Sport	MEX, Actual OE	TPS0003
Altima	Alternator	2.5L	Base, S, SL	Actual OE	ALR0007
Altima	Alternator	3.5L	Base, S, SE, SL	Actual OE	ALR0015
Altima	Engine Camshaft Position Sensor	2.5L	Base, S, SL	Actual OE	CPS0003
Altima	Engine Camshaft Position Sensor	3.5L	Base, S, SE, SL	To 08/2002, Left, Actual OE	CPS0005
Altima	Engine Crankshaft Position Sensor	3.5L	Base, S, SE, SL	Actual OE	CPS0006
Altima	Engine Camshaft Position Sensor	3.5L	Base, S, SE, SL	To 08/2002, Right, Actual OE	CPS0008
Altima	Engine Camshaft Position Sensor Kit	3.5L	Base, S, SE, SL	Left	CPS20508KIT
Altima	Engine Camshaft Position Sensor Kit	3.5L	Base, S, SE, SL	Right	CPS20508KIT
Altima	Fuel Injection Throttle Body	2.5L	Base, S, SL	Gasket, Actual OE	ETB0003
Altima	Fuel Injection Throttle Body	3.5L	Base, S, SE, SL	Gasket, Actual OE	ETB0013
Altima	Fuel Injector	3.5L	Base, S, SE, SL	CAN, Actual OE	FIJ0001
Altima	Fuel Injector	3.5L	SE	USA, Actual OE	FIJ0001
Altima	Ignition Coil	3.5L	Base, S, SE, SL	Actual OE	IGC0006
Altima	Ignition Coil	2.5L	Base, S, SL	Boot and Springs, Actual OE	IGC0008
Altima	Engine Oil Pump Cover	2.5L	Base, S, SL	Actual OE	OFC0003
Altima	Power Steering Pump	2.5L	Base, S, SL	2 washers, Actual OE	PSP0009
Altima	Power Steering Pump	3.5L	Base, S, SE, SL	2 washers, Actual OE	PSP0020
Altima	Steering Tie Rod	2.5L, 3.5L	Base, S, SE, SL	Left Outer, Actual OE	TRE0001
Altima	Steering Tie Rod	2.5L, 3.5L	Base, S, SE, SL	Right Outer, Actual OE	TRE0001

Vehicle	Part Type	Engine Size	Trim	Note(s)	Part Number
<b>2002 Nissan (cont'd)</b>					
Altima	Steering Tie Rod	2.5L, 3.5L	Base, S, SE, SL	Left Inner, Rack, Actual OE	TRI0001
Altima	Steering Tie Rod	2.5L, 3.5L	Base, S, SE, SL	Right Inner, Rack, Actual OE	TRI0001
Altima	Engine Variable Valve Timing (VVT) Solenoid	3.5L	Base, S, SE, SL	Right, Gasket, Actual OE	VTS0001
Altima	Engine Variable Valve Timing (VVT) Solenoid	3.5L	Base, S, SE, SL	Left, Gasket, Actual OE	VTS0002
Altima	Engine Variable Valve Timing (VVT) Solenoid	2.5L	Base, S, SL	Actual OE	VTS0003
Altima	Engine Water Pump	2.5L	Base, S, SL	Gaskets (2), Actual OE	WUP0004
Altima	Engine Water Pump	3.5L	Base, S, SE, SL	Actual OE	WUP0038
Frontier	Idle Air Control Valve	2.4L	Base, XE	Gasket, Actual OE	ABV0073
Frontier	Alternator	2.4L	Base, XE	Actual OE	ALR0031
Frontier	Alternator	3.3L	SC, SE, SVE, XE	Actual OE	ALR0039
Frontier	Fuel Injector	3.3L	SE, XE	Select Use (Black, Purple or Yellow Dot), any color can be used if all injectors are replaced, or else color must match, Naturally Aspirated, VG33E, Actual OE	FIJ0006
Frontier	Fuel Injector	3.3L	SVE	Supercharged, VG33ER, Actual OE	FIJ0006
Frontier	Fuel Injector	2.4L	Base, XE	Actual OE	FIJ0007
Frontier	Ignition Knock (Detonation) Sensor	3.3L	SC, SE, SVE, XE	Actual OE	KNS0003
Frontier	Mass Air Flow Sensor	3.3L	SVE	Actual OE	MAF0025
Frontier	Mass Air Flow Sensor	3.3L	SC, SE, XE	From 12/2000, Actual OE	MAF0025
Frontier	Mass Air Flow Sensor	2.4L	Base, XE	Actual OE	MAF0110
Frontier	Engine Oil Pump	3.3L	SC, SE, SVE, XE	Actual OE, OIL PUMP	OUP0011
Frontier	Engine Oil Pump	2.4L	Base, XE	Actual OE, OIL PUMP	OUP0015
Frontier	Power Steering Pump	3.3L	SC, SE, SVE, XE	2 washers, Actual OE	PSP0004

Vehicle	Part Type	Engine Size	Trim	Note(s)	Part Number
<b>2002 Nissan (cont'd)</b>					
Frontier	Engine Rocker Arm	3.3L	SE, XE	VG33E, D22U, 4 pieces, Actual OE	RKV0001
Frontier	Fuel Injection Throttle Body	2.4L	XE		TCH0002
Frontier	Engine Coolant Temperature Sensor	2.4L	Base, XE	Actual OE	TMS0002
Frontier	Throttle Position Sensor	2.4L	Base, XE	Actual OE	TPS0005
Frontier	Throttle Position Sensor	3.3L	SC, SE, SVE, XE	Actual OE	TPS0006
Frontier	Engine Valve Lifter	3.3L	SC, SE, SVE, XE	4 pieces, Actual OE	VLL0001
Frontier	Engine Water Pump	2.4L	Base, XE	Gasket, Actual OE	WUP0001
Frontier	Engine Water Pump	3.3L	SC, SE, SVE, XE	Gasket, Actual OE	WUP0007
Maxima	Alternator	3.5L	GLE, GXE, SE	Actual OE	ALR0014
Maxima	Engine Camshaft Position Sensor	3.5L	GLE, GXE, SE	Left, Actual OE	CPS0005
Maxima	Engine Crankshaft Position Sensor	3.5L	GLE, GXE, SE	Actual OE	CPS0006
Maxima	Engine Camshaft Position Sensor	3.5L	GLE, GXE, SE	Right, Actual OE	CPS0008
Maxima	Engine Camshaft Position Sensor Kit	3.5L	GLE, GXE, SE	Left	CPS20508KIT
Maxima	Engine Camshaft Position Sensor Kit	3.5L	GLE, GXE, SE	Right	CPS20508KIT
Maxima	Fuel Injection Throttle Body	3.5L	GLE, GXE, SE	Gasket, Actual OE	ETB0013
Maxima	Fuel Injector	3.5L	GLE, GXE, SE	CAN, Actual OE	FIJ0001
Maxima	Fuel Injector	3.5L	GLE, GXE, SE	USA, Actual OE	FIJ0001
Maxima	Electric Fuel Pump	3.5L	GLE, GXE, SE	VQ35DE, A33B, Actual OE	FUP0021
Maxima	Ignition Coil	3.5L	GLE, GXE, SE	Actual OE	IGC0006
Maxima	Mass Air Flow Sensor	3.5L	GLE, GXE, SE	To 12/2001, Housing, Actual OE	MAF0094
Maxima	Mass Air Flow Sensor	3.5L	GLE, GXE, SE	From 12/2001, Actual OE	MAF0099
Maxima	Power Steering Pump	3.5L	GLE, GXE, SE	2 washers, Actual OE	PSP0002
Maxima	Engine Variable Valve Timing (VVT) Solenoid	3.5L	GLE, GXE, SE	Right, Gasket, Actual OE	VTS0001
Maxima	Engine Variable Valve Timing (VVT) Solenoid	3.5L	GLE, GXE, SE	Left, Gasket, Actual OE	VTS0002



Vehicle	Part Type	Engine Size	Trim	Note(s)	Part Number
<b>2002 Nissan (cont'd)</b>					
Maxima	Engine Water Pump	3.5L	GLE, GXE, SE	Actual OE	WUP0038
Pathfinder	Idle Air Control Valve	3.5L	LE, SE, XE	To 07/2002, Gasket, Actual OE	ABV0043
Pathfinder	Alternator	3.5L	LE, SE	Actual OE	ALR0012
Pathfinder	Engine Crankshaft Position Sensor	3.5L	LE, SE	From 07/2002, Actual OE	CPS0006
Pathfinder	Fuel Injection Throttle Body	3.5L	LE, SE	Gasket, Actual OE	ETB0012
Pathfinder	Fuel Injector	3.5L	LE, SE	Actual OE	FIJ0020
Pathfinder	Electric Fuel Pump	3.5L	LE, SE	In-Tank, Actual OE, PUMP ONLY	FUP0019
Pathfinder	Ignition Coil	3.5L	LE, SE	Actual OE	IGC0006
Pathfinder	Mass Air Flow Sensor	3.5L	LE, SE	Actual OE	MAF0092
Pathfinder	Mass Air Flow Sensor	3.5L	LE, SE	From 07/2002, Actual OE	MAF0095
Pathfinder	Power Steering Pump	3.5L	LE, SE	2 washers, Actual OE	PSP0044
Pathfinder	Air Charge Temperature Sensor	3.5L	LE, SE	Actual OE	TMS0003
Pathfinder	Throttle Position Sensor	3.5L	LE, SE	Actual OE, With screws	TPS0001
Pathfinder	Throttle Position Sensor	3.5L	LE, SE	Actual OE, Without screws	TPS0014
Pathfinder	Engine Variable Valve Timing (VVT) Solenoid	3.5L	LE, SE	Right, Gasket, Actual OE	VTS0007
Pathfinder	Engine Variable Valve Timing (VVT) Solenoid	3.5L	LE, SE	Left, Gasket, Actual OE	VTS0008
Pickup	Mass Air Flow Sensor	2.4L	Base, Lujo, Tipico	Actual OE	MAF0110
Quest	Idle Air Control Valve	3.3L	GLE, GXE, SE	Actual OE	ABV0074
Quest	Engine Crankshaft Position Sensor	3.3L	GLE, GXE, SE	Actual OE, CRANK ANGLE SENSOR	CAS0006
Quest	Fuel Injector	3.3L	GLE, GXE, SE	Actual OE	FIJ0006
Quest	Ignition Knock (Detonation) Sensor	3.3L	GLE, GXE, SE	Actual OE	KNS0003
Quest	Mass Air Flow Sensor	3.3L	GLE, GXE, SE	Actual OE	MAF0025
Quest	Engine Rocker Arm	3.3L	GLE, GXE, SE	VG33E, V41, 4 pieces, Actual OE	RKV0001
Quest	Throttle Position Sensor	3.3L	GLE, GXE, SE	Actual OE	TPS0005

Vehicle	Part Type	Engine Size	Trim	Note(s)	Part Number
<b>2002 Nissan (cont'd)</b>					
Quest	Engine Valve Lifter	3.3L	GLE, GXE, SE	4 pieces, Actual OE	VLL0001
Sentra	Idle Air Control Valve	1.8L	CA, GXE, XE	Gasket, Actual OE	ABV0042
Sentra	Alternator	2.5L	SE-R, SE-R Spec V	Actual OE	ALR0007
Sentra	Engine Camshaft Position Sensor	2.5L	SE-R, SE-R Spec V	Actual OE	CPS0003
Sentra	Engine Camshaft Position Sensor	1.8L	CA, GXE, GXE Sport, XE	Actual OE	CPS0007
Sentra	Fuel Injection Throttle Body	2.5L	SE-R, SE-R Spec V	Gasket, Actual OE	ETB0003
Sentra	Fuel Injector	1.8L	CA	Actual OE	FIJ0002
Sentra	Electric Fuel Pump	1.8L	GXE, XE	In-Tank, Actual OE, PUMP ONLY	FUP0018
Sentra	Ignition Coil	2.5L	SE-R, SE-R Spec V	Boot and Springs, Actual OE	IGC0008
Sentra	Ignition Coil	1.8L	CA, GXE, GXE Sport, XE	Actual OE	IGC0010
Sentra	Mass Air Flow Sensor	1.8L, 2.5L	CA, GXE, SE-R, SE-R Spec V, XE	Housing, Actual OE	MAF0090
Sentra	Engine Oil Pump Cover	2.5L	SE-R, SE-R Spec V	Actual OE	OFC0003
Sentra	Engine Oil Pump Cover	1.8L	CA, GXE, XE	Actual OE	OFC0006
Sentra	Power Steering Pump	2.5L	SE-R, SE-R Spec V	2 washers, Actual OE	PSP0009
Sentra	Power Steering Pump	1.8L	CA, GXE, GXE Sport, XE	From 07/2002, 2 washers, Actual OE	PSP0010
Sentra	Starter Motor	1.8L	CA, GXE, XE	Actual OE	STR0025
Sentra	Throttle Position Sensor	1.8L	CA, GXE, XE	Actual OE, With screws	TPS0001
Sentra	Throttle Position Sensor	1.8L	CA, GXE, XE	Actual OE, Without screws	TPS0014
Sentra	Engine Variable Valve Timing (VVT) Sprocket	1.8L	CA, GXE, XE	From 07/2002, Intake, Actual OE	VTG0009
Sentra	Engine Variable Valve Timing (VVT) Solenoid	2.5L	SE-R, SE-R Spec V	Actual OE	VTS0003
Sentra	Engine Water Pump	2.5L	SE-R, SE-R Spec V	Gaskets (2), Actual OE	WUP0004
Sentra	Engine Water Pump	1.8L	CA, GXE, XE	Gasket, Actual OE	WUP0005
Tsubame	Mass Air Flow Sensor	1.6L	GS, GST, GSX	MEX, Actual OE	MAF0085
Tsuru	Mass Air Flow Sensor	1.6L	GS I Austero, GS I Taxi, GS II, GS II Plus	Actual OE	MAF0110
Tsuru	Throttle Position Sensor	1.6L	GS I Austero, GS I Taxi, GS II, GS II Plus	MEX, Actual OE	TPS0003

Vehicle	Part Type	Engine Size	Trim	Note(s)	Part Number
<b>2002 Nissan (cont'd)</b>					
Urvan	Fuel Injector	2.4L	Base	MEX, Actual OE	FIJ0020
Urvan	Ignition Knock (Detonation) Sensor	2.4L	Base	MEX, Actual OE	KNS0001
Urvan	Engine Oil Pump	2.4L	Base	MEX, Actual OE, OIL PUMP	OUP0015
Urvan	Throttle Position Sensor	2.4L	Base	MEX, Actual OE	TPS0003
Xterra	Idle Air Control Valve	2.4L	XE	Gasket, Actual OE	ABV0073
Xterra	Alternator	2.4L	XE	Actual OE	ALR0031
Xterra	Alternator	3.3L	SE, XE	Actual OE	ALR0039
Xterra	Fuel Injector	3.3L	SE, XE	Select Use (Black, Purple or Yellow Dot), any color can be used if all injectors are replaced, or else color must match, Naturally Aspirated, VG33E, Actual OE	FIJ0006
Xterra	Fuel Injector	2.4L	XE	Actual OE	FIJ0007
Xterra	Ignition Knock (Detonation) Sensor	3.3L	SE, XE	Actual OE	KNS0003
Xterra	Mass Air Flow Sensor	3.3L	SE, XE	Actual OE	MAF0025
Xterra	Mass Air Flow Sensor	2.4L	XE	Actual OE	MAF0110
Xterra	Engine Oil Pump	3.3L	SE, XE	Actual OE, OIL PUMP	OUP0011
Xterra	Engine Oil Pump	2.4L	XE	Actual OE, OIL PUMP	OUP0015
Xterra	Power Steering Pump	3.3L	SE, XE	2 washers, Actual OE	PSP0004
Xterra	Engine Rocker Arm	3.3L	SE, XE	VG33E, WD22, 4 pieces, Actual OE	RKV0001
Xterra	Engine Rocker Arm	3.3L	SE, XE	VG33ER, WD22, 4 pieces, Actual OE	RKV0001
Xterra	Throttle Position Sensor	2.4L	XE	Actual OE	TPS0005
Xterra	Throttle Position Sensor	3.3L	SE, XE	Actual OE	TPS0006
Xterra	Engine Valve Lifter	3.3L	SE, XE	4 pieces, Actual OE	VLL0001
Xterra	Engine Water Pump	2.4L	XE	Gasket, Actual OE	WUP0001
Xterra	Engine Water Pump	3.3L	SE, XE	Gasket, Actual OE	WUP0007

Vehicle	Part Type	Engine Size	Trim	Note(s)	Part Number
<b>2002 Nissan (cont'd)</b>					
X-Trail	Fuel Injection Throttle Body	2.5L	LE, SLX	MEX, Gasket, Actual OE	ETB0003
X-Trail	Engine Oil Pump Cover	2.5L	LE, SLX	MEX, Actual OE	OFC0003
<b>2003 Nissan</b>					
350Z	Automatic Transmission Speed Sensor	3.5L	Enthusiast, Touring	Automatic, Actual OE	CAS0004
350Z	Engine Camshaft Position Sensor	3.5L	Base, Enthusiast, Performance, Touring, Track	Left, Actual OE	CPS0005
350Z	Engine Crankshaft Position Sensor	3.5L	Base, Enthusiast, Performance, Touring, Track	Actual OE	CPS0006
350Z	Engine Camshaft Position Sensor	3.5L	Base, Enthusiast, Performance, Touring, Track	Right, Actual OE	CPS0008
350Z	Engine Camshaft Position Sensor Kit	3.5L	Base, Enthusiast, Performance, Touring, Track	Left	CPS20508KIT
350Z	Engine Camshaft Position Sensor Kit	3.5L	Base, Enthusiast, Performance, Touring, Track	Right	CPS20508KIT
350Z	Fuel Injection Throttle Body	3.5L	Base, Enthusiast, Performance, Touring, Track	Gasket, Actual OE	ETB0013
350Z	Fuel Injector	3.5L	Base, Enthusiast, Performance, Touring, Track	Actual OE	FIJ0020
350Z	Electric Fuel Pump	3.5L	Base, Enthusiast, Performance, Touring, Track	In-Tank, Actual OE, COMPLETE MODULE	FUP0009
350Z	Ignition Coil	3.5L	Base, Enthusiast, Performance, Touring, Track	Boot and Springs, Actual OE	IGC0007
350Z	Mass Air Flow Sensor	3.5L	Base, Enthusiast, Performance, Touring, Track	Housing, Actual OE	MAF0029
350Z	Mass Air Flow Sensor	3.5L	Base, Enthusiast, Performance, Touring, Track	w/ OE No. 22680-7S000, No Housing, Actual OE	MAF0031
350Z	Starter Motor	3.5L	Base, Enthusiast, Performance, Touring, Track	Actual OE	STR0019
350Z	Engine Variable Valve Timing (VVT) Solenoid	3.5L	Base, Enthusiast, Performance, Touring, Track	Right, Gasket, Actual OE	VTS0001
350Z	Engine Variable Valve Timing (VVT) Solenoid	3.5L	Base, Enthusiast, Performance, Touring, Track	Left, Gasket, Actual OE	VTS0004

Vehicle	Part Type	Engine Size	Trim	Note(s)	Part Number
<b>2003 Nissan (cont'd)</b>					
350Z	Engine Water Pump	3.5L	Base, Enthusiast, Performance, Touring, Track	Actual OE	WUP0038
Almera	Ignition Coil	1.8L	Comfort, Convenient, Sport	MEX, Actual OE	IGC0010
Altima	Alternator	2.5L	Base, S, SL	Actual OE	ALR0007
Altima	Alternator	3.5L	Base, S, SE, SL	Actual OE	ALR0015
Altima	Engine Camshaft Position Sensor	2.5L	Base, S, SL	Actual OE	CPS0003
Altima	Engine Crankshaft Position Sensor	3.5L	Base, S, SE, SL	Actual OE	CPS0006
Altima	Fuel Injection Throttle Body	2.5L	Base, S, SL	Gasket, Actual OE	ETB0003
Altima	Fuel Injection Throttle Body	3.5L	Base, S, SE, SL	Gasket, Actual OE	ETB0013
Altima	Fuel Injector	3.5L	Base, S, SE, SL	CAN, Actual OE	FIJ0001
Altima	Fuel Injector	3.5L	SE	USA, Actual OE	FIJ0001
Altima	Ignition Coil	3.5L	Base, S, SE, SL	Actual OE	IGC0006
Altima	Ignition Coil	2.5L	Base, S, SL	Boot and Springs, Actual OE	IGC0008
Altima	Mass Air Flow Sensor	2.5L, 3.5L	Base, S, SE, SL	From 09/2003, w/ OE No. 22680-7S000, No Housing, Actual OE	MAF0031
Altima	Engine Oil Pump Cover	2.5L	Base, S, SL	Actual OE	OFC0003
Altima	Power Steering Pump	2.5L	Base, S, SL	2 washers, Actual OE	PSP0009
Altima	Power Steering Pump	3.5L	Base, S, SE, SL	2 washers, Actual OE	PSP0020
Altima	Steering Tie Rod	2.5L, 3.5L	Base, S, SE, SL	Left Outer, Actual OE	TRE0001
Altima	Steering Tie Rod	2.5L, 3.5L	Base, S, SE, SL	Right Outer, Actual OE	TRE0001
Altima	Steering Tie Rod	2.5L, 3.5L	Base, S, SE, SL	To 02/2003, Left Inner, Rack, Actual OE	TRI0001
Altima	Steering Tie Rod	2.5L, 3.5L	Base, S, SE, SL	To 02/2003, Right Inner, Rack, Actual OE	TRI0001
Altima	Steering Tie Rod	2.5L, 3.5L	Base, S, SE, SL	From 03/2003, Left Inner, Rack, Actual OE	TRI0005
Altima	Steering Tie Rod	2.5L, 3.5L	Base, S, SE, SL	From 03/2003, Right Inner, Rack, Actual OE	TRI0005
Altima	Engine Variable Valve Timing (VVT) Solenoid	3.5L	Base, S, SE, SL	Right, Gasket, Actual OE	VTS0001

Vehicle	Part Type	Engine Size	Trim	Note(s)	Part Number
<b>2003 Nissan (cont'd)</b>					
Altima	Engine Variable Valve Timing (VVT) Solenoid	3.5L	Base, S, SE, SL	Left, Gasket, Actual OE	VTS0002
Altima	Engine Variable Valve Timing (VVT) Solenoid	2.5L	Base, S, SL	Actual OE	VTS0003
Altima	Engine Water Pump	2.5L	Base, S, SL	Gaskets (2), Actual OE	WUP0004
Altima	Engine Water Pump	3.5L	Base, S, SE, SL	To 12/2002, Actual OE	WUP0038
Frontier	Idle Air Control Valve	2.4L	Base, XE	Gasket, Actual OE	ABV0073
Frontier	Alternator	3.3L	SC, SE, SVE, XE	From 09/2002, Actual OE	ALR0008
Frontier	Alternator	2.4L	Base, XE	Actual OE	ALR0031
Frontier	Alternator	3.3L	SC, SE, SVE, XE	To 09/2002, Actual OE	ALR0039
Frontier	Fuel Injector	3.3L	SE, XE	Naturally Aspirated, VG33E, Actual OE	FIJ0006
Frontier	Fuel Injector	3.3L	SVE	Supercharged, VG33ER, Actual OE	FIJ0006
Frontier	Fuel Injector	2.4L	Base, XE	Actual OE	FIJ0007
Frontier	Ignition Knock (Detonation) Sensor	3.3L	SC, SE, SVE, XE	Actual OE	KNS0003
Frontier	Mass Air Flow Sensor	3.3L	SVE	Actual OE	MAF0025
Frontier	Mass Air Flow Sensor	3.3L	SC, SE, XE	From 12/2000, Actual OE	MAF0025
Frontier	Mass Air Flow Sensor	2.4L	Base, XE	Actual OE	MAF0110
Frontier	Engine Oil Pump	3.3L	SC, SE, SVE, XE	Actual OE, OIL PUMP	OUP0011
Frontier	Engine Oil Pump	2.4L	Base, XE	Actual OE, OIL PUMP	OUP0015
Frontier	Power Steering Pump	3.3L	SC, SE, SVE, XE	2 washers, Actual OE	PSP0004
Frontier	Engine Rocker Arm	3.3L	SE, XE	VG33E, D22U, 4 pieces, Actual OE	RKV0001
Frontier	Fuel Injection Throttle Body	2.4L	XE		TCH0002
Frontier	Engine Coolant Temperature Sensor	2.4L	Base, XE	Actual OE	TMS0002
Frontier	Throttle Position Sensor	2.4L	Base, XE	Actual OE	TPS0005
Frontier	Throttle Position Sensor	3.3L	SC, SE, SVE, XE	Actual OE	TPS0006

Vehicle	Part Type	Engine Size	Trim	Note(s)	Part Number
<b>2003 Nissan (cont'd)</b>					
Frontier	Engine Valve Lifter	3.3L	SC, SE, SVE, XE	4 pieces, Actual OE	VLL0001
Frontier	Engine Water Pump	2.4L	Base, XE	Gasket, Actual OE	WUP0001
Frontier	Engine Water Pump	3.3L	SC, SE, SVE, XE	Gasket, Actual OE	WUP0007
Maxima	Alternator	3.5L	GLE, GXE, SE	Actual OE	ALR0014
Maxima	Engine Camshaft Position Sensor	3.5L	GLE, GXE, SE	Left, Actual OE	CPS0005
Maxima	Engine Crankshaft Position Sensor	3.5L	GLE, GXE, SE	Actual OE	CPS0006
Maxima	Engine Camshaft Position Sensor	3.5L	GLE, GXE, SE	Right, Actual OE	CPS0008
Maxima	Engine Camshaft Position Sensor Kit	3.5L	GLE, GXE, SE	Left	CPS20508KIT
Maxima	Engine Camshaft Position Sensor Kit	3.5L	GLE, GXE, SE	Right	CPS20508KIT
Maxima	Fuel Injection Throttle Body	3.5L	GLE, GXE, SE	Gasket, Actual OE	ETB0013
Maxima	Fuel Injector	3.5L	GLE, GXE, SE	CAN, Actual OE	FIJ0001
Maxima	Fuel Injector	3.5L	GLE, GXE, SE	USA, Actual OE	FIJ0001
Maxima	Electric Fuel Pump	3.5L	GLE, GXE, SE	Actual OE	FUP0021
Maxima	Ignition Coil	3.5L	GLE, GXE, SE	Actual OE	IGC0006
Maxima	Mass Air Flow Sensor	3.5L	GLE, GXE, SE	Actual OE	MAF0099
Maxima	Power Steering Pump	3.5L	GLE, GXE, SE	2 washers, Actual OE	PSP0002
Maxima	Engine Variable Valve Timing (VVT) Solenoid	3.5L	GLE, GXE, SE	Right, Gasket, Actual OE	VTS0001
Maxima	Engine Variable Valve Timing (VVT) Solenoid	3.5L	GLE, GXE, SE	Left, Gasket, Actual OE	VTS0002
Maxima	Engine Water Pump	3.5L	GLE, GXE, SE	Actual OE	WUP0038
Murano	Alternator	3.5L	SE, SL	Actual OE	ALR0016
Murano	Engine Camshaft Position Sensor	3.5L	SE, SL	Left, Actual OE	CPS0005
Murano	Engine Crankshaft Position Sensor	3.5L	SE, SL	Actual OE	CPS0006
Murano	Engine Camshaft Position Sensor	3.5L	SE, SL	Right, Actual OE	CPS0008
Murano	Engine Camshaft Position Sensor Kit	3.5L	SE, SL	Left	CPS20508KIT
Murano	Engine Camshaft Position Sensor Kit	3.5L	SE, SL	Right	CPS20508KIT
Murano	Fuel Injection Throttle Body	3.5L	SE, SL	Gasket, Actual OE	ETB0013

Vehicle	Part Type	Engine Size	Trim	Note(s)	Part Number
<b>2003 Nissan (cont'd)</b>					
Murano	Fuel Injector	3.5L	SE, SL	To 06/2003, CAN, Actual OE	FIJ0001
Murano	Fuel Injector	3.5L	SE, SL	To 06/2003, USA, Actual OE	FIJ0001
Murano	Fuel Injector	3.5L	SE, SL	From 06/2003, To 07/2003, CAN, Actual OE	FIJ0041
Murano	Fuel Injector	3.5L	SE, SL	From 06/2003, To 07/2003, USA, Actual OE	FIJ0041
Murano	Ignition Coil	3.5L	SE, SL	Actual OE	IGC0006
Murano	Mass Air Flow Sensor	3.5L	SE, SL	Housing, Actual OE	MAF0029
Murano	Mass Air Flow Sensor	3.5L	SE, SL	w/ OE No. 22680-7S000, No Housing, Actual OE	MAF0031
Murano	Rack and Pinion Assembly	3.5L	SE, SL	AWD, Actual OE	PSG0005
Murano	Rack and Pinion Assembly	3.5L	SE, SL	FWD, Actual OE	PSG0006
Murano	Power Steering Pump	3.5L	SE, SL	2 washers, Actual OE	PSP0007
Murano	Engine Variable Valve Timing (VVT) Solenoid	3.5L	SE, SL	Right, Gasket, Actual OE	VTS0001
Murano	Engine Variable Valve Timing (VVT) Solenoid	3.5L	SE, SL	Left, Gasket, Actual OE	VTS0002
Murano	Engine Water Pump	3.5L	SE, SL	Actual OE	WUP0038
Pathfinder	Engine Crankshaft Position Sensor	3.5L	LE, SE	Actual OE	CPS0006
Pathfinder	Fuel Injection Throttle Body	3.5L	LE, SE	Gasket, Actual OE	ETB0012
Pathfinder	Fuel Injector	3.5L	LE, SE	Actual OE	FIJ0020
Pathfinder	Electric Fuel Pump	3.5L	LE, SE	In-Tank, Actual OE, PUMP ONLY	FUP0019
Pathfinder	Ignition Coil	3.5L	LE, SE	Actual OE	IGC0006
Pathfinder	Mass Air Flow Sensor	3.5L	LE, SE	From 05/2003, Housing, Actual OE	MAF0029
Pathfinder	Mass Air Flow Sensor	3.5L	LE, SE	From 05/2003, w/ OE No. 22680-7S000, No Housing, Actual OE	MAF0031
Pathfinder	Mass Air Flow Sensor	3.5L	LE, SE	To 05/2003, Housing, Actual OE	MAF0094



Vehicle	Part Type	Engine Size	Trim	Note(s)	Part Number
<b>2003 Nissan (cont'd)</b>					
Pathfinder	Mass Air Flow Sensor	3.5L	LE, SE	To 05/2003, Actual OE	MAF0095
Pathfinder	Power Steering Pump	3.5L	LE, SE	2 washers, Actual OE	PSP0044
Pathfinder	Air Charge Temperature Sensor	3.5L	LE, SE	Actual OE	TMS0003
Pathfinder	Engine Variable Valve Timing (VVT) Solenoid	3.5L	LE, SE	Right, Gasket, Actual OE	VTS0007
Pathfinder	Engine Variable Valve Timing (VVT) Solenoid	3.5L	LE, SE	Left, Gasket, Actual OE	VTS0008
Sentra	Idle Air Control Valve	1.8L	GXE, XE	Gasket, Actual OE	ABV0042
Sentra	Alternator	2.5L	Limited Edition, SE-R, SE-R Spec V	Actual OE	ALR0007
Sentra	Engine Camshaft Position Sensor	2.5L	Limited Edition, SE-R, SE-R Spec V	Actual OE	CPS0003
Sentra	Engine Camshaft Position Sensor	1.8L	GXE, XE	Actual OE	CPS0007
Sentra	Fuel Injection Throttle Body	1.8L	GXE, XE	Gasket, Actual OE	ETB0002
Sentra	Fuel Injection Throttle Body	2.5L	Limited Edition, SE-R, SE-R Spec V	Gasket, Actual OE	ETB0003
Sentra	Ignition Coil	2.5L	Limited Edition, SE-R, SE-R Spec V	Boot and Springs, Actual OE	IGC0008
Sentra	Ignition Coil	1.8L	GXE, GXE Sport, LE, XE	Actual OE	IGC0010
Sentra	Mass Air Flow Sensor	2.5L	Limited Edition, SE-R, SE-R Spec V	From 04/2003, Housing, Actual OE	MAF0029
Sentra	Engine Oil Pump Cover	2.5L	Limited Edition, SE-R, SE-R Spec V	Actual OE	OFC0003
Sentra	Engine Oil Pump Cover	1.8L	GXE, XE	Actual OE	OFC0006
Sentra	Power Steering Pump	2.5L	Limited Edition, SE-R, SE-R Spec V	From 04/2003, 2 washers, Actual OE	PSP0005
Sentra	Power Steering Pump	2.5L	Limited Edition, SE-R, SE-R Spec V	To 04/2003, 2 washers, Actual OE	PSP0009
Sentra	Power Steering Pump	1.8L	GXE, GXE Sport, LE, XE	2 washers, Actual OE	PSP0010
Sentra	Starter Motor	1.8L	GXE, XE	Actual OE	STR0025
Sentra	Throttle Position Sensor	1.8L	GXE, XE	Actual OE, With screws	TPS0001
Sentra	Throttle Position Sensor	1.8L	GXE, XE	Actual OE, Without screws	TPS0014

Vehicle	Part Type	Engine Size	Trim	Note(s)	Part Number
<b>2003 Nissan (cont'd)</b>					
Sentra	Engine Variable Valve Timing (VVT) Sprocket	1.8L	GXE, GXE Sport, LE, XE	Intake, Actual OE	VTG0009
Sentra	Engine Variable Valve Timing (VVT) Solenoid	2.5L	Limited Edition, SE-R, SE-R Spec V	Actual OE	VTS0003
Sentra	Engine Water Pump	2.5L	Limited Edition, SE-R, SE-R Spec V	Gaskets (2), Actual OE	WUP0004
Sentra	Engine Water Pump	1.8L	GXE, XE	Gasket, Actual OE	WUP0005
Tsubame	Mass Air Flow Sensor	1.6L	GS, GST, GSX	MEX, Actual OE	MAF0085
Tsuru	Engine Crankshaft Position Sensor	1.6L	GS I, GS I Austero, GS II, GS II Plus	MEX, Actual OE, CRANK ANGLE SENSOR	CAS0011
Tsuru	Mass Air Flow Sensor	1.6L	GS I, GS I Austero, GS II, GS II Plus	Actual OE	MAF0110
Tsuru	Throttle Position Sensor	1.6L	GS I, GS I Austero, GS II, GS II Plus	MEX, Actual OE	TPS0003
Urvan	Fuel Injector	2.4L	Base	MEX, Actual OE	FIJ0020
Urvan	Ignition Knock (Detonation) Sensor	2.4L	Base	MEX, Actual OE	KNS0001
Urvan	Engine Oil Pump	2.4L	Base	MEX, Actual OE, OIL PUMP	OUP0015
Urvan	Throttle Position Sensor	2.4L	Base	MEX, Actual OE	TPS0003
Xterra	Idle Air Control Valve	2.4L	XE	Gasket, Actual OE	ABV0073
Xterra	Alternator	3.3L	SE, XE	From 09/2002, Actual OE	ALR0008
Xterra	Alternator	2.4L	XE	Actual OE	ALR0031
Xterra	Alternator	3.3L	SE, XE	To 09/2002, Actual OE	ALR0039
Xterra	Fuel Injector	3.3L	SE, XE	Select Use (Black, Purple or Yellow Dot), any color can be used if all injectors are replaced, or else color must match, Naturally Aspirated, VG33E, Actual OE	FIJ0006
Xterra	Fuel Injector	2.4L	XE	Actual OE	FIJ0007
Xterra	Ignition Knock (Detonation) Sensor	3.3L	SE, XE	Actual OE	KNS0003
Xterra	Mass Air Flow Sensor	3.3L	SE, XE	Actual OE	MAF0025

Vehicle	Part Type	Engine Size	Trim	Note(s)	Part Number
<b>2003 Nissan (cont'd)</b>					
Xterra	Mass Air Flow Sensor	2.4L	XE	Actual OE	MAF0110
Xterra	Engine Oil Pump	3.3L	SE, XE	Actual OE, OIL PUMP	OUP0011
Xterra	Engine Oil Pump	2.4L	XE	Actual OE, OIL PUMP	OUP0015
Xterra	Power Steering Pump	3.3L	SE, XE	2 washers, Actual OE	PSP0004
Xterra	Engine Rocker Arm	3.3L	SE, XE	VG33E, WD22, 4 pieces, Actual OE	RKV0001
Xterra	Engine Rocker Arm	3.3L	SE	VG33ER, WD22, 4 pieces, Actual OE	RKV0001
Xterra	Throttle Position Sensor	2.4L	XE	Actual OE	TPS0005
Xterra	Throttle Position Sensor	3.3L	SE, XE	Actual OE	TPS0006
Xterra	Engine Valve Lifter	3.3L	SE, XE	4 pieces, Actual OE	VLL0001
Xterra	Engine Water Pump	2.4L	XE	Gasket, Actual OE	WUP0001
Xterra	Engine Water Pump	3.3L	SE, XE	From 09/2002, Gasket, Actual OE	WUP0007
X-Trail	Fuel Injection Throttle Body	2.5L	LE, SLX	MEX, Gasket, Actual OE	ETB0003
X-Trail	Engine Oil Pump Cover	2.5L	LE, SLX	MEX, Actual OE	OFC0003
<b>2004 Nissan</b>					
350Z	Automatic Transmission Speed Sensor	3.5L	Enthusiast, Touring	Automatic, Actual OE	CAS0004
350Z	Engine Camshaft Position Sensor	3.5L	Base, Enthusiast, Performance, Touring, Track	Left, Actual OE	CPS0005
350Z	Engine Crankshaft Position Sensor	3.5L	Base, Enthusiast, Performance, Touring, Track	Actual OE	CPS0006
350Z	Engine Camshaft Position Sensor	3.5L	Base, Enthusiast, Performance, Touring, Track	Right, Actual OE	CPS0008
350Z	Engine Camshaft Position Sensor Kit	3.5L	Base, Enthusiast, Performance, Touring, Track	Left	CPS20508KIT
350Z	Engine Camshaft Position Sensor Kit	3.5L	Base, Enthusiast, Performance, Touring, Track	Right	CPS20508KIT
350Z	Fuel Injection Throttle Body	3.5L	Base, Enthusiast, Performance, Touring, Track	Gasket, Actual OE	ETB0013

Vehicle	Part Type	Engine Size	Trim	Note(s)	Part Number
<b>2004 Nissan (cont'd)</b>					
350Z	Fuel Injector	3.5L	Base, Enthusiast, Performance, Touring, Track	Actual OE	FIJ0020
350Z	Electric Fuel Pump	3.5L	Base, Enthusiast, Performance, Touring, Track	In-Tank, Actual OE, COMPLETE MODULE	FUP0009
350Z	Ignition Coil	3.5L	Base, Enthusiast, Performance, Touring, Track	Boot and Springs, Actual OE	IGC0007
350Z	Mass Air Flow Sensor	3.5L	Base, Enthusiast, Performance, Touring, Track	Housing, Actual OE	MAF0029
350Z	Mass Air Flow Sensor	3.5L	Base, Enthusiast, Performance, Touring, Track	w/ OE No. 22680-7S000, No Housing, Actual OE	MAF0031
350Z	Starter Motor	3.5L	Base, Enthusiast, Performance, Touring, Track	Actual OE	STR0019
350Z	Engine Variable Valve Timing (VVT) Solenoid	3.5L	Base, Enthusiast, Performance, Touring, Track	Right, Gasket, Actual OE	VTS0001
350Z	Engine Variable Valve Timing (VVT) Solenoid	3.5L	Base, Enthusiast, Performance, Touring, Track	Left, Gasket, Actual OE	VTS0004
350Z	Engine Water Pump	3.5L	Base, Enthusiast, Performance, Touring, Track	Actual OE	WUP0038
Almera	Ignition Coil	1.8L	Comfort, Convenient, Sport	MEX, Actual OE	IGC0010
Altima	Alternator	2.5L	Base, S, SL	To 01/2004, Actual OE	ALR0007
Altima	Alternator	3.5L	SE	Actual OE	ALR0015
Altima	Alternator	2.5L	Base, S, SL	From 01/2004, Actual OE	ALR0019
Altima	Engine Camshaft Position Sensor	2.5L	Base, S, SL	Actual OE	CPS0003
Altima	Engine Crankshaft Position Sensor	2.5L	Base, S, SL	From 03/2004, Actual OE	CPS0003
Altima	Engine Camshaft Position Sensor	3.5L	SE	From 01/2004, Left, Actual OE	CPS0005
Altima	Engine Crankshaft Position Sensor	3.5L	SE	Manual, Actual OE	CPS0006
Altima	Engine Crankshaft Position Sensor	3.5L	SE	To 01/2004, Automatic, Actual OE	CPS0006
Altima	Engine Camshaft Position Sensor	3.5L	SE	From 01/2004, Right, Actual OE	CPS0008
Altima	Engine Camshaft Position Sensor Kit	3.5L	SE	Left	CPS20508KIT
Altima	Engine Camshaft Position Sensor Kit	3.5L	SE	Right	CPS20508KIT

Vehicle	Part Type	Engine Size	Trim	Note(s)	Part Number
<b>2004 Nissan (cont'd)</b>					
Altima	Fuel Injection Throttle Body	2.5L	Base, S, SL	Gasket, Actual OE	ETB0003
Altima	Fuel Injection Throttle Body	3.5L	SE	Gasket, Actual OE	ETB0013
Altima	Fuel Injector	3.5L	SE	CAN, Actual OE	FIJ0001
Altima	Fuel Injector	3.5L	SE	USA, Actual OE	FIJ0001
Altima	Ignition Coil	3.5L	SE	Actual OE	IGC0006
Altima	Ignition Coil	2.5L	Base, S, SL	Boot and Springs, Actual OE	IGC0008
Altima	Mass Air Flow Sensor	2.5L, 3.5L	Base, S, SE, SL	w/ OE No. 22680-7S000, No Housing, Actual OE	MAF0031
Altima	Engine Oil Pump Cover	2.5L	Base, S, SL	Actual OE	OFC0003
Altima	Engine Oil Pump	3.5L	SE	Actual OE, OIL PUMP	OUP0007
Altima	Power Steering Pump	2.5L	Base, S, SL	From 09/2003, 2 washers, Actual OE	PSP0005
Altima	Power Steering Pump	2.5L	Base, S, SL	To 09/2003, 2 washers, Actual OE	PSP0009
Altima	Power Steering Pump	3.5L	SE	2 washers, Actual OE	PSP0020
Altima	Steering Tie Rod	2.5L, 3.5L	Base, S, SE, SL	Left Outer, Actual OE	TRE0001
Altima	Steering Tie Rod	2.5L, 3.5L	Base, S, SE, SL	Right Outer, Actual OE	TRE0001
Altima	Steering Tie Rod	2.5L, 3.5L	Base, S, SE, SL	From 09/2003, To 01/2004, Left Inner, Rack, Actual OE	TRI0001
Altima	Steering Tie Rod	2.5L, 3.5L	Base, S, SE, SL	From 09/2003, To 01/2004, Right Inner, Rack, Actual OE	TRI0001
Altima	Steering Tie Rod	2.5L	Base, S, SL	From 01/2004, Right Inner, Rack, Actual OE	TRI0005
Altima	Steering Tie Rod	3.5L	SE	To 09/2003, From 01/2004, Left Inner, Rack, Actual OE	TRI0005
Altima	Steering Tie Rod	3.5L	SE	To 09/2003, From 01/2004, Right Inner, Rack, Actual OE	TRI0005
Altima	Steering Tie Rod	2.5L	Base, S, SL	To 09/2003, Left Inner, Rack, Actual OE	TRI0005

Vehicle	Part Type	Engine Size	Trim	Note(s)	Part Number
<b>2004 Nissan (cont'd)</b>					
Altima	Engine Variable Valve Timing (VVT) Solenoid	3.5L	SE	Right, Gasket, Actual OE	VTS0001
Altima	Engine Variable Valve Timing (VVT) Solenoid	3.5L	SE	Left, Gasket, Actual OE	VTS0002
Altima	Engine Variable Valve Timing (VVT) Solenoid	2.5L	Base, S, SL	Actual OE	VTS0003
Altima	Engine Water Pump	2.5L	Base, S, SL	Gaskets (2), Actual OE	WUP0004
Frontier	Idle Air Control Valve	2.4L	XE	Gasket, Actual OE	ABV0073
Frontier	Alternator	3.3L	SC, SVE, XE	Actual OE	ALR0008
Frontier	Alternator	2.4L	XE	Actual OE	ALR0031
Frontier	Fuel Injector	3.3L	XE	Naturally Aspirated, VG33E, Actual OE	FIJ0006
Frontier	Fuel Injector	3.3L	SVE	Supercharged, VG33ER, Actual OE	FIJ0006
Frontier	Fuel Injector	2.4L	XE	Actual OE	FIJ0007
Frontier	Ignition Knock (Detonation) Sensor	3.3L	SC, SVE, XE	Actual OE	KNS0003
Frontier	Mass Air Flow Sensor	3.3L	SVE, XE	Actual OE	MAF0025
Frontier	Mass Air Flow Sensor	3.3L	SC	From 12/2000, Actual OE	MAF0025
Frontier	Mass Air Flow Sensor	2.4L	XE	Actual OE	MAF0110
Frontier	Engine Oil Pump	3.3L	SC, SVE, XE	Actual OE, OIL PUMP	OUP0011
Frontier	Engine Oil Pump	2.4L	XE	Actual OE, OIL PUMP	OUP0015
Frontier	Power Steering Pump	3.3L	SC, SVE, XE	2 washers, Actual OE	PSP0004
Frontier	Engine Rocker Arm	3.3L	XE	VG33E, D22U, 4 pieces, Actual OE	RKV0001
Frontier	Fuel Injection Throttle Body	2.4L	XE		TCH0002
Frontier	Engine Coolant Temperature Sensor	2.4L	XE	Actual OE	TMS0002
Frontier	Throttle Position Sensor	2.4L	XE	Actual OE	TPS0005
Frontier	Throttle Position Sensor	3.3L	SC, SVE, XE	Actual OE	TPS0006
Frontier	Engine Valve Lifter	3.3L	SC, SVE, XE	4 pieces, Actual OE	VLL0001

Vehicle	Part Type	Engine Size	Trim	Note(s)	Part Number
<b>2004 Nissan (cont'd)</b>					
Frontier	Engine Water Pump	2.4L	XE	Gasket, Actual OE	WUP0001
Frontier	Engine Water Pump	3.3L	SC, SVE, XE	Gasket, Actual OE	WUP0007
Maxima	Engine Camshaft Position Sensor	3.5L	SE, SE Elite, SE Touring, SL, SL Luxury, SL Premium	From 08/2004, Left, Actual OE	CPS0005
Maxima	Engine Crankshaft Position Sensor	3.5L	SL	4, Automatic, Actual OE	CPS0006
Maxima	Engine Crankshaft Position Sensor	3.5L	SE	Manual, Actual OE	CPS0006
Maxima	Engine Camshaft Position Sensor	3.5L	SE, SE Elite, SE Touring, SL, SL Luxury, SL Premium	From 08/2004, Right, Actual OE	CPS0008
Maxima	Engine Camshaft Position Sensor Kit	3.5L	SE, SE Elite, SE Touring, SL, SL Luxury, SL Premium	Left	CPS20508KIT
Maxima	Engine Camshaft Position Sensor Kit	3.5L	SE, SE Elite, SE Touring, SL, SL Luxury, SL Premium	Right	CPS20508KIT
Maxima	Fuel Injection Throttle Body	3.5L	SE, SE Elite, SE Touring, SL, SL Luxury, SL Premium	Gasket, Actual OE	ETB0013
Maxima	Ignition Coil	3.5L	SE, SE Elite, SE Touring, SL, SL Luxury, SL Premium	Actual OE	IGC0006
Maxima	Mass Air Flow Sensor	3.5L	SE, SE Elite, SE Touring, SL, SL Luxury, SL Premium	Housing, Actual OE	MAF0029
Maxima	Mass Air Flow Sensor	3.5L	SE, SE Elite, SE Touring, SL, SL Luxury, SL Premium	w/ OE No. 22680-7S000, No Housing, Actual OE	MAF0031
Maxima	Engine Oil Pump	3.5L	SE, SL	Actual OE, OIL PUMP	OUP0007
Maxima	Power Steering Pump	3.5L	SE, SE Elite, SE Touring, SL, SL Luxury, SL Premium	2 washers, Actual OE	PSP0008
Maxima	Steering Tie Rod	3.5L	SE, SE Elite, SE Touring, SL, SL Luxury, SL Premium	Left Inner, Rack, Actual OE	TRI0005
Maxima	Steering Tie Rod	3.5L	SE, SE Elite, SE Touring, SL, SL Luxury, SL Premium	Right Inner, Rack, Actual OE	TRI0005
Maxima	Engine Variable Valve Timing (VVT) Solenoid	3.5L	SE, SE Elite, SE Touring, SL, SL Luxury, SL Premium	Right, Gasket, Actual OE	VTS0001
Maxima	Engine Variable Valve Timing (VVT) Solenoid	3.5L	SE, SE Elite, SE Touring, SL, SL Luxury, SL Premium	Left, Gasket, Actual OE	VTS0002
Murano	Alternator	3.5L	SE, SL	Actual OE	ALR0016

Vehicle	Part Type	Engine Size	Trim	Note(s)	Part Number
<b>2004 Nissan (cont'd)</b>					
Murano	Engine Camshaft Position Sensor	3.5L	SE, SL	Left, Actual OE	CPS0005
Murano	Engine Crankshaft Position Sensor	3.5L	SE, SL	Actual OE	CPS0006
Murano	Engine Camshaft Position Sensor	3.5L	SE, SL	Right, Actual OE	CPS0008
Murano	Engine Camshaft Position Sensor Kit	3.5L	SE, SL	Left	CPS20508KIT
Murano	Engine Camshaft Position Sensor Kit	3.5L	SE, SL	Right	CPS20508KIT
Murano	Fuel Injection Throttle Body	3.5L	SE, SL	Gasket, Actual OE	ETB0013
Murano	Fuel Injector	3.5L	SE, SL	CAN, Actual OE	FIJ0001
Murano	Fuel Injector	3.5L	SE, SL	USA, Actual OE	FIJ0001
Murano	Ignition Coil	3.5L	SE, SL	Actual OE	IGC0006
Murano	Mass Air Flow Sensor	3.5L	SE, SL	Housing, Actual OE	MAF0029
Murano	Mass Air Flow Sensor	3.5L	SE, SL	w/ OE No. 22680-7S000, No Housing, Actual OE	MAF0031
Murano	Rack and Pinion Assembly	3.5L	SE, SL	To 08/2004, AWD, Actual OE	PSG0005
Murano	Rack and Pinion Assembly	3.5L	SE, SL	To 08/2004, FWD, Actual OE	PSG0006
Murano	Rack and Pinion Assembly	3.5L	SE, SL	From 08/2004, AWD, Actual OE	PSG0007
Murano	Rack and Pinion Assembly	3.5L	SE, SL	From 08/2004, FWD, Actual OE	PSG0008
Murano	Power Steering Pump	3.5L	SE, SL	To 08/2004, 2 washers, Actual OE	PSP0007
Murano	Power Steering Pump	3.5L	SE, SL	From 08/2004, 2 washers, Actual OE	PSP0015
Murano	Engine Variable Valve Timing (VVT) Solenoid	3.5L	SE, SL	Right, Gasket, Actual OE	VTS0001
Murano	Engine Variable Valve Timing (VVT) Solenoid	3.5L	SE, SL	Left, Gasket, Actual OE	VTS0002
Murano	Engine Water Pump	3.5L	SE, SL	Actual OE	WUP0038
Pathfinder	Alternator	3.5L	LE, SE	Actual OE	ALR0021
Pathfinder	Engine Crankshaft Position Sensor	3.5L	LE, SE	Actual OE	CPS0006
Pathfinder	Fuel Injection Throttle Body	3.5L	LE, SE	Gasket, Actual OE	ETB0012
Pathfinder	Fuel Injector	3.5L	LE, SE	Actual OE	FIJ0020



Vehicle	Part Type	Engine Size	Trim	Note(s)	Part Number
<b>2004 Nissan (cont'd)</b>					
Pathfinder	Electric Fuel Pump	3.5L	LE, SE	In-Tank, Actual OE, PUMP ONLY	FUP0019
Pathfinder	Ignition Coil	3.5L	LE, SE	Actual OE	IGC0006
Pathfinder	Mass Air Flow Sensor	3.5L	LE, SE	Housing, Actual OE	MAF0029
Pathfinder	Power Steering Pump	3.5L	LE, SE	2 washers, Actual OE	PSP0044
Pathfinder	Air Charge Temperature Sensor	3.5L	LE, SE	Actual OE	TMS0003
Pathfinder	Engine Variable Valve Timing (VVT) Solenoid	3.5L	LE, SE	Right, Gasket, Actual OE	VTS0007
Pathfinder	Engine Variable Valve Timing (VVT) Solenoid	3.5L	LE, SE	Left, Gasket, Actual OE	VTS0008
Pathfinder Armada	Alternator	5.6L	LE, SE	Actual OE	ALR0021
Pathfinder Armada	Automatic Transmission Speed Sensor	5.6L	LE, SE	Actual OE	CAS0004
Pathfinder Armada	Ignition Coil	5.6L	LE, SE	Actual OE	IGC0004
Pathfinder Armada	Mass Air Flow Sensor	5.6L	LE, SE	w/ OE No. 22680-7S000, No Housing, Actual OE	MAF0031
Pathfinder Armada	Steering Tie Rod	5.6L	LE, SE	Left Outer, Rack, Actual OE	TRE0003
Pathfinder Armada	Steering Tie Rod	5.6L	LE, SE	Right Outer, Rack, Actual OE	TRE0004
Pathfinder Armada	Steering Tie Rod	5.6L	LE, SE	Left Inner, Rack, Actual OE	TRI0003
Pathfinder Armada	Steering Tie Rod	5.6L	LE, SE	Right Inner, Rack, Actual OE	TRI0003
Pathfinder Armada	Engine Variable Valve Timing (VVT) Solenoid	5.6L	LE, SE	Right, Actual OE	VTS0003
Pathfinder Armada	Engine Variable Valve Timing (VVT) Solenoid	5.6L	LE, SE	Left, Actual OE	VTS0006
Pathfinder Armada	Engine Water Pump	5.6L	LE, SE	Gasket, Actual OE	WUP0006
Pickup	Mass Air Flow Sensor	2.4L	Base, Lujo, Tipico	Actual OE	MAF0110
Quest	Engine Camshaft Position Sensor	3.5L	S, SE, SL	From 08/2004, Left, Actual OE	CPS0005
Quest	Engine Crankshaft Position Sensor	3.5L	S, SL	4, Actual OE	CPS0006
Quest	Engine Camshaft Position Sensor	3.5L	S, SE, SL	From 08/2004, Right, Actual OE	CPS0008

Vehicle	Part Type	Engine Size	Trim	Note(s)	Part Number
<b>2004 Nissan (cont'd)</b>					
Quest	Engine Camshaft Position Sensor Kit	3.5L	S, SE, SL	Left	CPS20508KIT
Quest	Engine Camshaft Position Sensor Kit	3.5L	S, SE, SL	Right	CPS20508KIT
Quest	Fuel Injection Throttle Body	3.5L	S, SE, SL	Gasket, Actual OE	ETB0013
Quest	Ignition Coil	3.5L	S, SE, SL	Actual OE	IGC0006
Quest	Mass Air Flow Sensor	3.5L	S, SE, SL	Housing, Actual OE	MAF0029
Quest	Mass Air Flow Sensor	3.5L	S, SE, SL	w/ OE No. 22680-7S000, No Housing, Actual OE	MAF0031
Quest	Engine Oil Pump	3.5L	S, SE, SL	VQ35DE, Actual OE, OIL PUMP	OUP0007
Quest	Power Steering Pump	3.5L	S, SE, SL	From 08/2004, 2 washers, Actual OE	PSP0016
Quest	Steering Tie Rod	3.5L	S, SE, SL	Left Outer, Actual OE	TRE0002
Quest	Steering Tie Rod	3.5L	S, SE, SL	Right Outer, Actual OE	TRE0002
Quest	Steering Tie Rod	3.5L	S, SE, SL	Left Inner, Rack, Actual OE	TRI0002
Quest	Steering Tie Rod	3.5L	S, SE, SL	Right Inner, Rack, Actual OE	TRI0002
Quest	Engine Variable Valve Timing (VVT) Solenoid	3.5L	S, SE, SL	Right, Gasket, Actual OE	VTS0001
Quest	Engine Variable Valve Timing (VVT) Solenoid	3.5L	S, SE, SL	Left, Gasket, Actual OE	VTS0002
Sentra	Idle Air Control Valve	1.8L	Base, S	Gasket, Actual OE	ABV0042
Sentra	Alternator	2.5L	LE, S, SE-R, SE-R Spec V	Actual OE	ALR0007
Sentra	Engine Camshaft Position Sensor	2.5L	LE, S, SE-R, SE-R Spec V	From 08/2004, Actual OE	CPS0003
Sentra	Engine Camshaft Position Sensor	1.8L	Base, GXE, GXE Sport, S, XE	Actual OE	CPS0007
Sentra	Fuel Injection Throttle Body	1.8L	Base, S	Gasket, Actual OE	ETB0002
Sentra	Fuel Injection Throttle Body	2.5L	LE, S, SE-R, SE-R Spec V	Gasket, Actual OE	ETB0003
Sentra	Ignition Coil	1.8L	Base, GXE, GXE Sport, S, XE	w/ California Emissions, Actual OE	IGC0005
Sentra	Ignition Coil	2.5L	LE, S, SE-R, SE-R Spec V	Boot and Springs, Actual OE	IGC0008

Vehicle	Part Type	Engine Size	Trim	Note(s)	Part Number
<b>2004 Nissan (cont'd)</b>					
Sentra	Ignition Coil	1.8L	Base, GXE, GXE Sport, S, XE	w/ Federal Emissions, Actual OE	IGC0010
Sentra	Ignition Coil	1.8L	Base, GXE, GXE Sport, S, XE	Federal Emissions	IGC3860-D
Sentra	Mass Air Flow Sensor	2.5L	SE-R Spec V	From 04/2003, Housing, Actual OE	MAF0029
Sentra	Mass Air Flow Sensor	2.5L	LE, S, SE-R	Housing, Actual OE	MAF0029
Sentra	Engine Oil Pump Cover	2.5L	S, SE-R, SE-R Spec V	Actual OE	OFC0003
Sentra	Engine Oil Pump Cover	1.8L	Base, S	Actual OE	OFC0006
Sentra	Power Steering Pump	2.5L	LE, S, SE-R, SE-R Spec V	2 washers, Actual OE	PSP0005
Sentra	Power Steering Pump	1.8L	Base, GXE, GXE Sport, S, XE	2 washers, Actual OE	PSP0010
Sentra	Starter Motor	1.8L	Base, S	Actual OE	STR0025
Sentra	Throttle Position Sensor	1.8L	Base, S	Actual OE, With screws	TPS0001
Sentra	Throttle Position Sensor	1.8L	Base, S	Actual OE, Without screws	TPS0014
Sentra	Engine Variable Valve Timing (VVT) Sprocket	1.8L	Base, GXE, GXE Sport, S, XE	Intake, Actual OE	VTG0009
Sentra	Engine Variable Valve Timing (VVT) Solenoid	2.5L	LE, S, SE-R, SE-R Spec V	Actual OE	VTS0003
Sentra	Engine Water Pump	2.5L	S, SE-R, SE-R Spec V	Gaskets (2), Actual OE	WUP0004
Sentra	Engine Water Pump	1.8L	Base, S	Gasket, Actual OE	WUP0005
Titan	Alternator	5.6L	LE, SE, XE	Actual OE	ALR0021
Titan	Automatic Transmission Speed Sensor	5.6L	LE, SE, XE	Actual OE	CAS0004
Titan	Ignition Coil	5.6L	LE, SE, XE	Actual OE	IGC0004
Titan	Mass Air Flow Sensor	5.6L	LE, SE, XE	w/ OE No. 22680-7S000, No Housing, Actual OE	MAF0031
Titan	Engine Oil Pump	5.6L	LE, SE, XE	Actual OE, OIL PUMP	OUP0010
Titan	Steering Tie Rod	5.6L	LE, SE, XE	Left Outer, Actual OE	TRE0003
Titan	Steering Tie Rod	5.6L	LE, SE, XE	Right Outer, Actual OE	TRE0004

Vehicle	Part Type	Engine Size	Trim	Note(s)	Part Number
<b>2004 Nissan (cont'd)</b>					
Titan	Steering Tie Rod	5.6L	LE, SE, XE	From 10/2003, Left Inner, Rack, Actual OE	TRI0003
Titan	Steering Tie Rod	5.6L	LE, SE, XE	From 10/2003, Right Inner, Rack, Actual OE	TRI0003
Titan	Engine Water Pump	5.6L	LE, SE, XE	Gasket, Actual OE	WUP0006
Tsubame	Mass Air Flow Sensor	1.6L	GS, GST, GSX	MEX, Actual OE	MAF0085
Tsuru	Engine Crankshaft Position Sensor	1.6L	GS I, GS I Edicion Especial, GS II	MEX, Actual OE, CRANK ANGLE SENSOR	CAS0011
Tsuru	Mass Air Flow Sensor	1.6L	GS I, GS I Edicion Especial, GS II	Actual OE	MAF0110
Tsuru	Throttle Position Sensor	1.6L	GS I, GS I Edicion Especial, GS II	MEX, Actual OE	TPS0003
Urvan	Fuel Injector	2.4L	Base	MEX, Actual OE	FIJ0020
Urvan	Ignition Knock (Detonation) Sensor	2.4L	Base	MEX, Actual OE	KNS0001
Urvan	Engine Oil Pump	2.4L	Base	MEX, Actual OE, OIL PUMP	OUP0015
Urvan	Throttle Position Sensor	2.4L	Base	MEX, Actual OE	TPS0003
Xterra	Idle Air Control Valve	2.4L	XE	Gasket, Actual OE	ABV0073
Xterra	Alternator	3.3L	SE, XE	Actual OE	ALR0008
Xterra	Alternator	2.4L	XE	Actual OE	ALR0031
Xterra	Fuel Injector	3.3L	SE, XE	Select Use (Black, Purple or Yellow Dot), any color can be used if all injectors are replaced, or else color must match, Naturally Aspirated, VG33E, Actual OE	FIJ0006
Xterra	Fuel Injector	2.4L	XE	Actual OE	FIJ0007
Xterra	Ignition Knock (Detonation) Sensor	3.3L	SE, XE	Actual OE	KNS0003
Xterra	Mass Air Flow Sensor	3.3L	SE, XE	Actual OE	MAF0025
Xterra	Mass Air Flow Sensor	2.4L	XE	Actual OE	MAF0110
Xterra	Engine Oil Pump	3.3L	SE, XE	Actual OE, OIL PUMP	OUP0011
Xterra	Engine Oil Pump	2.4L	XE	Actual OE, OIL PUMP	OUP0015

Vehicle	Part Type	Engine Size	Trim	Note(s)	Part Number
<b>2004 Nissan (cont'd)</b>					
Xterra	Power Steering Pump	3.3L	SE, XE	2 washers, Actual OE	PSP0004
Xterra	Engine Rocker Arm	3.3L	SE, XE	VG33E, WD22, 4 pieces, Actual OE	RKV0001
Xterra	Engine Rocker Arm	3.3L	SE	VG33ER, WD22, 4 pieces, Actual OE	RKV0001
Xterra	Throttle Position Sensor	2.4L	XE	Actual OE	TPS0005
Xterra	Throttle Position Sensor	3.3L	SE, XE	Actual OE	TPS0006
Xterra	Engine Valve Lifter	3.3L	SE, XE	4 pieces, Actual OE	VLL0001
Xterra	Engine Water Pump	2.4L	XE	Gasket, Actual OE	WUP0001
Xterra	Engine Water Pump	3.3L	SE, XE	Gasket, Actual OE	WUP0007
X-Trail	Fuel Injection Throttle Body	2.5L	LE, SLX	MEX, Gasket, Actual OE	ETB0003
X-Trail	Mass Air Flow Sensor	2.5L	LE, SLX	MEX, Housing, Actual OE	MAF0094
X-Trail	Engine Oil Pump Cover	2.5L	LE, SLX	MEX, Actual OE	OFC0003
<b>2005 Nissan</b>					
350Z	Automatic Transmission Speed Sensor	3.5L	35th Anniversary Edition, Enthusiast, Touring	Automatic, Actual OE	CAS0004
350Z	Engine Camshaft Position Sensor	3.5L	35th Anniversary Edition, Base, Enthusiast, Grand Touring, Performance, Touring, Track	Left, Actual OE	CPS0005
350Z	Engine Crankshaft Position Sensor	3.5L	35th Anniversary Edition, Base, Enthusiast, Grand Touring, Performance, Touring, Track	Actual OE	CPS0006
350Z	Engine Camshaft Position Sensor	3.5L	35th Anniversary Edition, Base, Enthusiast, Grand Touring, Performance, Touring, Track	Right, Actual OE	CPS0008
350Z	Engine Camshaft Position Sensor Kit	3.5L	35th Anniversary Edition, Base, Enthusiast, Grand Touring, Performance, Touring, Track	Left	CPS20508KIT
350Z	Engine Camshaft Position Sensor Kit	3.5L	35th Anniversary Edition, Base, Enthusiast, Grand Touring, Performance, Touring, Track	Right	CPS20508KIT
350Z	Fuel Injection Throttle Body	3.5L	35th Anniversary Edition, Base, Enthusiast, Grand Touring, Performance, Touring, Track	Gasket, Actual OE	ETB0013

Vehicle	Part Type	Engine Size	Trim	Note(s)	Part Number
<b>2005 Nissan (cont'd)</b>					
350Z	Electric Fuel Pump	3.5L	35th Anniversary Edition, Base, Enthusiast, Grand Touring, Performance, Touring, Track	From 08/2005, In-Tank, Actual OE, COMPLETE MODULE	FUP0006
350Z	Electric Fuel Pump	3.5L	35th Anniversary Edition, Base, Enthusiast, Grand Touring, Performance, Touring, Track	To 08/2005, In-Tank, Actual OE, COMPLETE MODULE	FUP0009
350Z	Ignition Coil	3.5L	35th Anniversary Edition, Base, Enthusiast, Grand Touring, Performance, Touring, Track	Boot and Springs, Actual OE	IGC0007
350Z	Mass Air Flow Sensor	3.5L	35th Anniversary Edition, Base, Enthusiast, Grand Touring, Performance, Touring, Track	Housing, Actual OE	MAF0029
350Z	Mass Air Flow Sensor	3.5L	35th Anniversary Edition, Base, Enthusiast, Grand Touring, Performance, Touring, Track	w/ OE No. 22680-7S000, No Housing, Actual OE	MAF0031
350Z	Starter Motor	3.5L	35th Anniversary Edition, Base, Enthusiast, Grand Touring, Performance, Touring, Track	Actual OE	STR0019
350Z	Engine Variable Valve Timing (VVT) Solenoid	3.5L	35th Anniversary Edition, Base, Enthusiast, Grand Touring, Performance, Touring, Track	Right, Gasket, Actual OE	VTS0001
350Z	Engine Variable Valve Timing (VVT) Solenoid	3.5L	35th Anniversary Edition, Base, Enthusiast, Grand Touring, Performance, Touring, Track	Left, Gasket, Actual OE	VTS0004
350Z	Engine Water Pump	3.5L	35th Anniversary Edition, Base, Enthusiast, Grand Touring, Performance, Touring, Track	Actual OE	WUP0038
Almera	Fuel Injection Throttle Body	1.8L	Comfort, Sport	MEX, Gasket, Actual OE	ETB0002
Almera	Ignition Coil	1.8L	Comfort, Sport	MEX, Actual OE	IGC0010
Altima	Alternator	3.5L	SE, SE-R, SL	Actual OE	ALR0015
Altima	Alternator	2.5L	S, SL	Actual OE	ALR0019
Altima	Engine Camshaft Position Sensor	2.5L	S, SL	Actual OE	CPS0003
Altima	Engine Camshaft Position Sensor	3.5L	SE, SE-R, SL	Left, Actual OE	CPS0005
Altima	Engine Crankshaft Position Sensor	3.5L	SE, SE-R	Manual, Actual OE	CPS0006
Altima	Engine Camshaft Position Sensor	3.5L	SE, SE-R, SL	Right, Actual OE	CPS0008
Altima	Engine Camshaft Position Sensor Kit	3.5L	SE, SE-R, SL	Left	CPS20508KIT

Vehicle	Part Type	Engine Size	Trim	Note(s)	Part Number
<b>2005 Nissan (cont'd)</b>					
Altima	Engine Camshaft Position Sensor Kit	3.5L	SE, SE-R, SL	Right	CPS20508KIT
Altima	Fuel Injection Throttle Body	2.5L	S, SL	Gasket, Actual OE	ETB0003
Altima	Fuel Injection Throttle Body	3.5L	SE, SE-R, SL	Gasket, Actual OE	ETB0013
Altima	Ignition Coil	3.5L	SE, SE-R, SL	Actual OE	IGC0006
Altima	Ignition Coil	2.5L	S, SL	Boot and Springs, Actual OE	IGC0008
Altima	Mass Air Flow Sensor	2.5L, 3.5L	S, SE, SE-R, SL	w/ OE No. 22680-7S000, No Housing, Actual OE	MAF0031
Altima	Engine Oil Pump Cover	2.5L	S, SL	Actual OE	OFC0003
Altima	Engine Oil Pump	3.5L	SE, SE-R, SL	Actual OE, OIL PUMP	OUP0007
Altima	Power Steering Pump	2.5L	S, SL	2 washers, Actual OE	PSP0005
Altima	Power Steering Pump	3.5L	SE, SE-R, SL	2 washers, Actual OE	PSP0020
Altima	Steering Tie Rod	2.5L, 3.5L	S, SE, SE-R, SL	To 10/2004, Left Outer, Actual OE	TRE0001
Altima	Steering Tie Rod	2.5L, 3.5L	S, SE, SE-R, SL	To 10/2004, Right Outer, Actual OE	TRE0001
Altima	Steering Tie Rod	2.5L, 3.5L	S, SE, SE-R, SL	Left Inner, Rack, Actual OE	TRI0005
Altima	Steering Tie Rod	2.5L, 3.5L	S, SE, SE-R, SL	Right Inner, Rack, Actual OE	TRI0005
Altima	Engine Variable Valve Timing (VVT) Solenoid	3.5L	SE, SE-R, SL	Right, Gasket, Actual OE	VTS0001
Altima	Engine Variable Valve Timing (VVT) Solenoid	3.5L	SE, SE-R, SL	Left, Gasket, Actual OE	VTS0002
Altima	Engine Variable Valve Timing (VVT) Solenoid	2.5L	S, SL	Actual OE	VTS0003
Altima	Engine Water Pump	3.5L	SE, SL	Actual OE	WUP0003
Altima	Engine Water Pump	2.5L	S, SL	Gaskets (2), Actual OE	WUP0004
Armada	Alternator	5.6L	LE, SE, SE Off-Road	Actual OE	ALR0021
Armada	Automatic Transmission Speed Sensor	5.6L	LE, SE, SE Off-Road	Actual OE	CAS0004
Armada	Engine Crankshaft Position Sensor	5.6L	LE, SE, SE Off-Road	Actual OE	CPS0005
Armada	Engine Camshaft Position Sensor	5.6L	LE, SE, SE Off-Road	From 10/2004, Actual OE	CPS0007

Vehicle	Part Type	Engine Size	Trim	Note(s)	Part Number
<b>2005 Nissan (cont'd)</b>					
Armada	Ignition Coil	5.6L	LE, SE, SE Off-Road	Actual OE	IGC0004
Armada	Mass Air Flow Sensor	5.6L	LE, SE, SE Off-Road	w/ OE No. 22680-7S000, No Housing, Actual OE	MAF0031
Armada	Engine Oil Pump	5.6L	LE, SE, SE Off-Road	Actual OE, OIL PUMP	OUP0010
Armada	Steering Tie Rod	5.6L	LE, SE, SE Off-Road	Left Outer, Actual OE	TRE0003
Armada	Steering Tie Rod	5.6L	LE, SE, SE Off-Road	Right Outer, Actual OE	TRE0004
Armada	Steering Tie Rod	5.6L	LE, SE, SE Off-Road	Left Inner, Rack, Actual OE	TRI0003
Armada	Steering Tie Rod	5.6L	LE, SE, SE Off-Road	Right Inner, Rack, Actual OE	TRI0003
Armada	Engine Water Pump	5.6L	LE, SE, SE Off-Road	Gasket, Actual OE	WUP0006
Frontier	Alternator	2.5L	XE	Actual OE	ALR0017
Frontier	Alternator	4.0L	LE, Nismo Off-Road, SE	From 06/2005, Actual OE	ALR0018
Frontier	Automatic Transmission Speed Sensor	2.5L, 4.0L	LE, Nismo Off-Road, SE, XE	Automatic, Actual OE	CAS0004
Frontier	Engine Camshaft Position Sensor	2.5L	XE	Actual OE	CPS0003
Frontier	Engine Camshaft Position Sensor	4.0L	LE, Nismo Off-Road, SE	Left, Actual OE	CPS0005
Frontier	Engine Camshaft Position Sensor	4.0L	LE, Nismo Off-Road, SE	Right, Actual OE	CPS0008
Frontier	Engine Camshaft Position Sensor Kit	4.0L	LE, Nismo Off-Road, SE	Left	CPS20508KIT
Frontier	Engine Camshaft Position Sensor Kit	4.0L	LE, Nismo Off-Road, SE	Right	CPS20508KIT
Frontier	Ignition Coil	4.0L	LE, Nismo Off-Road, SE	Actual OE	IGC0006
Frontier	Ignition Coil	2.5L	XE	Actual OE	IGC0011
Frontier	Mass Air Flow Sensor	2.5L, 4.0L	LE, Nismo Off-Road, SE, XE	w/ OE No. 22680-7S000, No Housing, Actual OE	MAF0031
Frontier	Rack and Pinion Assembly	2.5L, 4.0L	LE, Nismo Off-Road, SE, XE	Actual OE	PSG0024
Frontier	Power Steering Pump	2.5L	XE	2 washers, Actual OE	PSP0035
Frontier	Steering Tie Rod	2.5L, 4.0L	LE, Nismo Off-Road, SE, XE	Left Outer, Actual OE	TRE0005
Frontier	Steering Tie Rod	2.5L, 4.0L	LE, Nismo Off-Road, SE, XE	Right Outer, Actual OE	TRE0006
Frontier	Steering Tie Rod	2.5L, 4.0L	LE, Nismo Off-Road, SE, XE	From 10/2004, Left Inner, Rack, Actual OE	TRI0004



Vehicle	Part Type	Engine Size	Trim	Note(s)	Part Number
<b>2005 Nissan (cont'd)</b>					
Frontier	Steering Tie Rod	2.5L, 4.0L	LE, Nismo Off-Road, SE, XE	From 10/2004, Right Inner, Rack, Actual OE	TRI0004
Frontier	Engine Variable Valve Timing (VVT) Solenoid	4.0L	LE, Nismo Off-Road, SE	Right, Gasket, Actual OE	VTS0001
Frontier	Engine Variable Valve Timing (VVT) Solenoid	4.0L	LE, Nismo Off-Road, SE	Left, Gasket, Actual OE	VTS0002
Frontier	Engine Variable Valve Timing (VVT) Solenoid	2.5L	XE	Actual OE	VTS0003
Maxima	Engine Camshaft Position Sensor	3.5L	SE, SE Elite, SE Touring, SL	Left, Actual OE	CPS0005
Maxima	Engine Crankshaft Position Sensor	3.5L	SE	From 08/2005, Manual, Actual OE	CPS0006
Maxima	Engine Camshaft Position Sensor	3.5L	SE, SE Elite, SE Touring, SL	Right, Actual OE	CPS0008
Maxima	Engine Camshaft Position Sensor Kit	3.5L	SE, SE Elite, SE Touring, SL	Left	CPS20508KIT
Maxima	Engine Camshaft Position Sensor Kit	3.5L	SE, SE Elite, SE Touring, SL	Right	CPS20508KIT
Maxima	Fuel Injection Throttle Body	3.5L	SE, SE Elite, SE Touring, SL	Gasket, Actual OE	ETB0013
Maxima	Ignition Coil	3.5L	SE, SE Elite, SE Touring, SL	Actual OE	IGC0006
Maxima	Mass Air Flow Sensor	3.5L	SE, SE Elite, SE Touring, SL	Housing, Actual OE	MAF0029
Maxima	Mass Air Flow Sensor	3.5L	SE, SE Elite, SE Touring, SL	w/ OE No. 22680-7S000, No Housing, Actual OE	MAF0031
Maxima	Engine Oil Pump	3.5L	SE, SL	Actual OE, OIL PUMP	OUP0007
Maxima	Power Steering Pump	3.5L	SE, SE Elite, SE Touring, SL	2 washers, Actual OE	PSP0008
Maxima	Steering Tie Rod	3.5L	SE, SE Elite, SE Touring, SL	Left Outer, Automatic, Actual OE	TRE0001
Maxima	Steering Tie Rod	3.5L	SE, SE Elite, SE Touring, SL	Right Outer, Automatic, Actual OE	TRE0001
Maxima	Steering Tie Rod	3.5L	SE, SE Elite, SE Touring, SL	Left Inner, Rack, Actual OE	TRI0005
Maxima	Steering Tie Rod	3.5L	SE, SE Elite, SE Touring, SL	Right Inner, Rack, Actual OE	TRI0005
Maxima	Engine Variable Valve Timing (VVT) Solenoid	3.5L	SE, SE Elite, SE Touring, SL	Right, Gasket, Actual OE	VTS0001

Vehicle	Part Type	Engine Size	Trim	Note(s)	Part Number
<b>2005 Nissan (cont'd)</b>					
Maxima	Engine Variable Valve Timing (VVT) Solenoid	3.5L	SE, SE Elite, SE Touring, SL	Left, Gasket, Actual OE	VTS0002
Murano	Alternator	3.5L	S, SE, SL	Actual OE	ALR0016
Murano	Engine Camshaft Position Sensor	3.5L	S, SE, SL	Left, Actual OE	CPS0005
Murano	Engine Crankshaft Position Sensor	3.5L	S, SE, SL	Actual OE	CPS0006
Murano	Engine Camshaft Position Sensor	3.5L	S, SE, SL	Right, Actual OE	CPS0008
Murano	Engine Camshaft Position Sensor Kit	3.5L	S, SE, SL	Left	CPS20508KIT
Murano	Engine Camshaft Position Sensor Kit	3.5L	S, SE, SL	Right	CPS20508KIT
Murano	Fuel Injection Throttle Body	3.5L	S, SE, SL	Gasket, Actual OE	ETB0013
Murano	Ignition Coil	3.5L	S, SE, SL	Actual OE	IGC0006
Murano	Mass Air Flow Sensor	3.5L	S, SE, SL	Housing, Actual OE	MAF0029
Murano	Mass Air Flow Sensor	3.5L	S, SE, SL	w/ OE No. 22680-7S000, No Housing, Actual OE	MAF0031
Murano	Rack and Pinion Assembly	3.5L	S, SE, SL	AWD, Actual OE	PSG0007
Murano	Rack and Pinion Assembly	3.5L	S, SE, SL	FWD, Actual OE	PSG0008
Murano	Power Steering Pump	3.5L	S, SE, SL	2 washers, Actual OE	PSP0015
Murano	Engine Variable Valve Timing (VVT) Solenoid	3.5L	S, SE, SL	Right, Gasket, Actual OE	VTS0001
Murano	Engine Variable Valve Timing (VVT) Solenoid	3.5L	S, SE, SL	Left, Gasket, Actual OE	VTS0002
Murano	Engine Water Pump	3.5L	S, SE, SL	Actual OE	WUP0038
Pathfinder	Alternator	4.0L	XE	From 06/2005, Actual OE	ALR0018
Pathfinder	Alternator	4.0L	LE, LE Luxury, SE, SE Comfort, SE Off-Road	To 05/2005, Actual OE	ALR0022
Pathfinder	Automatic Transmission Speed Sensor	4.0L	LE, LE Luxury, SE, SE Comfort, SE Off-Road, XE	Actual OE	CAS0004
Pathfinder	Engine Camshaft Position Sensor	4.0L	LE, LE Luxury, SE, SE Comfort, SE Off-Road, XE	Left, Actual OE	CPS0005
Pathfinder	Engine Camshaft Position Sensor	4.0L	LE, LE Luxury, SE, SE Comfort, SE Off-Road, XE	Right, Actual OE	CPS0008
Pathfinder	Engine Camshaft Position Sensor Kit	4.0L	LE, LE Luxury, SE, SE Comfort, SE Off-Road, XE	Left	CPS20508KIT

Vehicle	Part Type	Engine Size	Trim	Note(s)	Part Number
<b>2005 Nissan (cont'd)</b>					
Pathfinder	Engine Camshaft Position Sensor Kit	4.0L	LE, LE Luxury, SE, SE Comfort, SE Off-Road, XE	Right	CPS20508KIT
Pathfinder	Ignition Coil	4.0L	LE, LE Luxury, SE, SE Comfort, SE Off-Road, XE	Actual OE	IGC0006
Pathfinder	Mass Air Flow Sensor	4.0L	LE, LE Luxury, SE, SE Comfort, SE Off-Road, XE	w/ OE No. 22680-7S000, No Housing, Actual OE	MAF0031
Pathfinder	Rack and Pinion Assembly	4.0L	LE, LE Luxury, SE, SE Comfort, SE Off-Road, XE	Actual OE	PSG0024
Pathfinder	Steering Tie Rod	4.0L	LE, LE Luxury, SE, SE Comfort, SE Off-Road, XE	Left Outer, Actual OE	TRE0005
Pathfinder	Steering Tie Rod	4.0L	LE, LE Luxury, SE, SE Comfort, SE Off-Road, XE	Right Outer, Actual OE	TRE0006
Pathfinder	Steering Tie Rod	4.0L	LE, LE Luxury, SE, SE Comfort, SE Off-Road, XE	Left Inner, Rack, Actual OE	TRI0004
Pathfinder	Steering Tie Rod	4.0L	LE, LE Luxury, SE, SE Comfort, SE Off-Road, XE	Right Inner, Rack, Actual OE	TRI0004
Pathfinder	Engine Variable Valve Timing (VVT) Solenoid	4.0L	LE, LE Luxury, SE, SE Comfort, SE Off-Road, XE	Right, Gasket, Actual OE	VTS0001
Pathfinder	Engine Variable Valve Timing (VVT) Solenoid	4.0L	LE, LE Luxury, SE, SE Comfort, SE Off-Road, XE	Left, Gasket, Actual OE	VTS0002
Quest	Engine Camshaft Position Sensor	3.5L	Base, S, SE, SL	Left, Actual OE	CPS0005
Quest	Engine Crankshaft Position Sensor	3.5L	Base, S	4, Actual OE	CPS0006
Quest	Engine Camshaft Position Sensor	3.5L	Base, S, SE, SL	Right, Actual OE	CPS0008
Quest	Engine Camshaft Position Sensor Kit	3.5L	Base, S, SE, SL	Left	CPS20508KIT
Quest	Engine Camshaft Position Sensor Kit	3.5L	Base, S, SE, SL	Right	CPS20508KIT
Quest	Fuel Injection Throttle Body	3.5L	Base, S, SE, SL	Gasket, Actual OE	ETB0013
Quest	Ignition Coil	3.5L	Base, S, SE, SL	Actual OE	IGC0006
Quest	Mass Air Flow Sensor	3.5L	Base, S, SE, SL	Housing, Actual OE	MAF0029
Quest	Mass Air Flow Sensor	3.5L	Base, S, SE, SL	w/ OE No. 22680-7S000, No Housing, Actual OE	MAF0031
Quest	Engine Oil Pump	3.5L	Base, S, SE, SL	VQ35DE, Actual OE, OIL PUMP	OUP0007
Quest	Power Steering Pump	3.5L	Base, S, SE, SL	2 washers, Actual OE	PSP0016
Quest	Steering Tie Rod	3.5L	Base, S, SE, SL	Left Outer, Actual OE	TRE0002

Vehicle	Part Type	Engine Size	Trim	Note(s)	Part Number
<b>2005 Nissan (cont'd)</b>					
Quest	Steering Tie Rod	3.5L	Base, S, SE, SL	Right Outer, Actual OE	TRE0002
Quest	Steering Tie Rod	3.5L	Base, S, SE, SL	Left Inner, Rack, Actual OE	TRI0002
Quest	Steering Tie Rod	3.5L	Base, S, SE, SL	Right Inner, Rack, Actual OE	TRI0002
Quest	Engine Variable Valve Timing (VVT) Solenoid	3.5L	Base, S, SE, SL	Right, Gasket, Actual OE	VTS0001
Quest	Engine Variable Valve Timing (VVT) Solenoid	3.5L	Base, S, SE, SL	Left, Gasket, Actual OE	VTS0002
Quest	Engine Water Pump	3.5L	Base, S, SE, SL	Actual OE	WUP0003
Sentra	Idle Air Control Valve	1.8L	Base, S	Gasket, Actual OE	ABV0042
Sentra	Alternator	2.5L	SE-R, SE-R Spec V	To 07/2005, Actual OE	ALR0007
Sentra	Automatic Transmission Speed Sensor	1.8L	Base, GXE, GXE Sport, S, XE	From 03/2005, Automatic, Actual OE	CAS0005
Sentra	Engine Camshaft Position Sensor	2.5L	SE-R, SE-R Spec V	Actual OE	CPS0003
Sentra	Engine Camshaft Position Sensor	1.8L	Base, GXE, GXE Sport, S, XE	Actual OE	CPS0007
Sentra	Fuel Injection Throttle Body	1.8L	Base, S	Gasket, Actual OE	ETB0002
Sentra	Fuel Injection Throttle Body	2.5L	SE-R, SE-R Spec V	Gasket, Actual OE	ETB0003
Sentra	Ignition Coil	1.8L	Base, GXE, GXE Sport, S, XE	w/ California Emissions, Actual OE	IGC0005
Sentra	Ignition Coil	2.5L	SE-R, SE-R Spec V	Boot and Springs, Actual OE	IGC0008
Sentra	Ignition Coil	1.8L	Base, GXE, GXE Sport, S, XE	w/ Federal Emissions, Actual OE	IGC0010
Sentra	Ignition Coil	1.8L	Base, GXE, GXE Sport, S, XE	Federal Emissions	IGC3860-D
Sentra	Mass Air Flow Sensor	2.5L	SE-R Spec V	From 04/2003, Housing, Actual OE	MAF0029
Sentra	Mass Air Flow Sensor	2.5L	SE-R	Housing, Actual OE	MAF0029
Sentra	Engine Oil Pump Cover	2.5L	SE-R, SE-R Spec V	Actual OE	OFC0003
Sentra	Engine Oil Pump Cover	1.8L	Base, S	Actual OE	OFC0006
Sentra	Power Steering Pump	2.5L	SE-R, SE-R Spec V	2 washers, Actual OE	PSP0005

Vehicle	Part Type	Engine Size	Trim	Note(s)	Part Number
<b>2005 Nissan (cont'd)</b>					
Sentra	Power Steering Pump	1.8L	Base, GXE, GXE Sport, S, XE	2 washers, Actual OE	PSP0010
Sentra	Starter Motor	1.8L	Base, S	Actual OE	STR0025
Sentra	Throttle Position Sensor	1.8L	Base, S	Actual OE, With screws	TPS0001
Sentra	Throttle Position Sensor	1.8L	Base, S	Actual OE, Without screws	TPS0014
Sentra	Engine Variable Valve Timing (VVT) Sprocket	1.8L	Base, GXE, GXE Sport, S, XE	Intake, Actual OE	VTG0009
Sentra	Engine Variable Valve Timing (VVT) Solenoid	2.5L	SE-R, SE-R Spec V	Actual OE	VTS0003
Sentra	Engine Water Pump	2.5L	SE-R, SE-R Spec V	Gaskets (2), Actual OE	WUP0004
Sentra	Engine Water Pump	1.8L	Base, S	Gasket, Actual OE	WUP0005
Sentra	Engine Water Pump	1.8L	GXE, GXE Sport, XE	w/o Pulley; Seal Included, From 08/2005, Gasket, Actual OE	WUP0005
Titan	Alternator	5.6L	LE, SE, XE	Actual OE	ALR0021
Titan	Automatic Transmission Speed Sensor	5.6L	LE, SE, XE	Actual OE	CAS0004
Titan	Ignition Coil	5.6L	LE, SE, XE	Actual OE	IGC0004
Titan	Mass Air Flow Sensor	5.6L	LE, SE, XE	w/ OE No. 22680-7S000, No Housing, Actual OE	MAF0031
Titan	Engine Oil Pump	5.6L	LE, SE, XE	Actual OE, OIL PUMP	OUP0010
Titan	Steering Tie Rod	5.6L	LE, SE, XE	Left Outer, Actual OE	TRE0003
Titan	Steering Tie Rod	5.6L	LE, SE, XE	Right Outer, Actual OE	TRE0004
Titan	Steering Tie Rod	5.6L	LE, SE, XE	Left Inner, Rack, Actual OE	TRI0003
Titan	Steering Tie Rod	5.6L	LE, SE, XE	Right Inner, Rack, Actual OE	TRI0003
Titan	Engine Variable Valve Timing (VVT) Solenoid	5.6L	LE, SE, XE	Right, Actual OE	VTS0003
Titan	Engine Variable Valve Timing (VVT) Solenoid	5.6L	LE, SE, XE	Left, Actual OE	VTS0006
Titan	Engine Water Pump	5.6L	LE, SE, XE	Gasket, Actual OE	WUP0006
Tsuru	Engine Crankshaft Position Sensor	1.6L	GS I, GS II	MEX, Actual OE, CRANK ANGLE SENSOR	CAS0011

Vehicle	Part Type	Engine Size	Trim	Note(s)	Part Number
<b>2005 Nissan (cont'd)</b>					
Tsuru	Throttle Position Sensor	1.6L	GS I, GS II	MEX, Actual OE	TPS0003
Urvan	Fuel Injector	2.4L	Base	MEX, Actual OE	FIJ0020
Urvan	Ignition Knock (Detonation) Sensor	2.4L	Base	MEX, Actual OE	KNS0001
Urvan	Engine Oil Pump	2.4L	Base	MEX, Actual OE, OIL PUMP	OUP0015
Urvan	Throttle Position Sensor	2.4L	Base	MEX, Actual OE	TPS0003
Xterra	Alternator	4.0L	Off-Road, S, SE	Actual OE	ALR0018
Xterra	Alternator	4.0L	Off-Road, S, SE	From 01/2005, To 05/2005, Actual OE	ALR0022
Xterra	Automatic Transmission Speed Sensor	2.5L, 4.0L	Off-Road, S, SE	Automatic, Actual OE	CAS0004
Xterra	Engine Camshaft Position Sensor	4.0L	Off-Road, S, SE	Left, Actual OE	CPS0005
Xterra	Engine Camshaft Position Sensor	4.0L	Off-Road, S, SE	Right, Actual OE	CPS0008
Xterra	Engine Camshaft Position Sensor Kit	4.0L	Off-Road, S, SE	Left	CPS20508KIT
Xterra	Engine Camshaft Position Sensor Kit	4.0L	Off-Road, S, SE	Right	CPS20508KIT
Xterra	Ignition Coil	4.0L	Off-Road, S, SE	Actual OE	IGC0006
Xterra	Mass Air Flow Sensor	2.5L	Off-Road	No Housing, Actual OE	MAF0031
Xterra	Mass Air Flow Sensor	4.0L	Off-Road, S, SE	w/ OE No. 22680-7S000, No Housing, Actual OE	MAF0031
Xterra	Rack and Pinion Assembly	4.0L	Off-Road, S, SE	Actual OE	PSG0024
Xterra	Steering Tie Rod	4.0L	Off-Road, S, SE	Left Outer, Actual OE	TRE0005
Xterra	Steering Tie Rod	4.0L	Off-Road, S, SE	Right Outer, Actual OE	TRE0006
Xterra	Steering Tie Rod	4.0L	Off-Road, S, SE	From 01/2005, Left Inner, Rack, Actual OE	TRI0004
Xterra	Steering Tie Rod	4.0L	Off-Road, S, SE	From 01/2005, Right Inner, Rack, Actual OE	TRI0004
Xterra	Engine Variable Valve Timing (VVT) Sprocket	4.0L	Off-Road, S, SE	Intake	VTG0024
Xterra	Engine Variable Valve Timing (VVT) Solenoid	4.0L	Off-Road, S, SE	From 01/2005, Right, Gasket, Actual OE	VTS0001

Vehicle	Part Type	Engine Size	Trim	Note(s)	Part Number
<b>2005 Nissan (cont'd)</b>					
Xterra	Engine Variable Valve Timing (VVT) Solenoid	4.0L	Off-Road, S, SE	From 01/2005, Left, Gasket, Actual OE	VTS0002
X-Trail	Engine Camshaft Position Sensor	2.5L	4WD, LE, SE, SLX, XE	Actual OE	CPS0003
X-Trail	Fuel Injection Throttle Body	2.5L	4WD, LE, SLX	MEX, Gasket, Actual OE	ETB0003
X-Trail	Fuel Injector	2.5L	LE, SE, XE	CAN, Actual OE	FIJ0001
X-Trail	Fuel Injector	2.5L	4WD, LE, SLX	MEX, Actual OE	FIJ0001
X-Trail	Ignition Coil	2.5L	4WD, LE, SE, SLX, XE	w/ Ignition Coil Protector, Boot and Springs, Actual OE	IGC0008
X-Trail	Mass Air Flow Sensor	2.5L	SE, XE	Housing, Actual OE	MAF0029
X-Trail	Mass Air Flow Sensor	2.5L	4WD, LE, SE, SLX, XE	w/ OE No. 22680-7S000, No Housing, Actual OE	MAF0031
X-Trail	Engine Oil Pump Cover	2.5L	4WD, LE, SLX	MEX, Actual OE	OFC0003
X-Trail	Engine Water Pump	2.5L	LE, SE, XE	w/ Pulley; Seal Included, CAN, Gasket, Actual OE	WUP0035
<b>2006 Nissan</b>					
350Z	Automatic Transmission Speed Sensor	3.5L	Base, Enthusiast, Grand Touring, Touring	Automatic, Actual OE	CAS0004
350Z	Engine Camshaft Position Sensor	3.5L	Base, Enthusiast, Grand Touring, Touring, Track	Left, Actual OE	CPS0005
350Z	Engine Crankshaft Position Sensor	3.5L	Base, Enthusiast, Grand Touring, Touring, Track	Actual OE	CPS0006
350Z	Engine Camshaft Position Sensor	3.5L	Base, Enthusiast, Grand Touring, Touring, Track	Right, Actual OE	CPS0008
350Z	Engine Camshaft Position Sensor Kit	3.5L	Base, Enthusiast, Grand Touring, Touring, Track	Left	CPS20508KIT
350Z	Engine Camshaft Position Sensor Kit	3.5L	Base, Enthusiast, Grand Touring, Touring, Track	Right	CPS20508KIT
350Z	Fuel Injection Throttle Body	3.5L	Base, Enthusiast, Grand Touring, Touring, Track	Gasket, Actual OE	ETB0013
350Z	Electric Fuel Pump	3.5L	Base, Enthusiast, Grand Touring, Touring, Track	In-Tank, Actual OE, COMPLETE MODULE	FUP0006
350Z	Ignition Coil	3.5L	Base, Enthusiast, Grand Touring, Touring, Track	Boot and Springs, Actual OE	IGC0007
350Z	Mass Air Flow Sensor	3.5L	Base, Enthusiast, Grand Touring, Touring, Track	Housing, Actual OE	MAF0029

Vehicle	Part Type	Engine Size	Trim	Note(s)	Part Number
<b>2006 Nissan (cont'd)</b>					
350Z	Mass Air Flow Sensor	3.5L	Base, Enthusiast, Grand Touring, Touring, Track	w/ OE No. 22680-7S000, No Housing, Actual OE	MAF0031
350Z	Engine Variable Valve Timing (VVT) Solenoid	3.5L	Base, Enthusiast, Grand Touring, Touring, Track	Right, Gasket, Actual OE	VTS0001
350Z	Engine Variable Valve Timing (VVT) Solenoid	3.5L	Base, Enthusiast, Grand Touring, Touring, Track	Left, Gasket, Actual OE	VTS0004
350Z	Engine Water Pump	3.5L	Base, Enthusiast, Grand Touring, Touring, Track	Actual OE	WUP0038
Altima	Engine Camshaft Position Sensor	2.5L	Base, S, SL	Actual OE	CPS0003
Altima	Engine Camshaft Position Sensor	3.5L	S, SE, SE-R, SL	Left, Actual OE	CPS0005
Altima	Engine Crankshaft Position Sensor	3.5L	S, SE, SE-R	Manual, Actual OE	CPS0006
Altima	Engine Camshaft Position Sensor	3.5L	S, SE, SE-R, SL	Right, Actual OE	CPS0008
Altima	Engine Camshaft Position Sensor Kit	3.5L	S, SE, SE-R, SL	Left	CPS20508KIT
Altima	Engine Camshaft Position Sensor Kit	3.5L	S, SE, SE-R, SL	Right	CPS20508KIT
Altima	Fuel Injection Throttle Body	2.5L	Base, S, SL	Gasket, Actual OE	ETB0003
Altima	Fuel Injection Throttle Body	3.5L	S, SE, SE-R, SL	Gasket, Actual OE	ETB0013
Altima	Ignition Coil	3.5L	S, SE, SE-R, SL	Actual OE	IGC0006
Altima	Ignition Coil	2.5L	Base, S, SL	Boot and Springs, Actual OE	IGC0008
Altima	Mass Air Flow Sensor	2.5L, 3.5L	Base, S, SE, SE-R, SL	w/ OE No. 22680-7S000, No Housing, Actual OE	MAF0031
Altima	Engine Oil Pump Cover	2.5L	Base, S, SL	Actual OE	OFC0003
Altima	Engine Oil Pump	3.5L	SE, SE-R, SL	Actual OE, OIL PUMP	OUP0007
Altima	Power Steering Pump	2.5L	Base, S, SL	2 washers, Actual OE	PSP0005
Altima	Power Steering Pump	3.5L	S, SE, SE-R	2 washers, Actual OE	PSP0020
Altima	Power Steering Pump	3.5L	SL	From 01/2004, 2 washers, Actual OE	PSP0020
Altima	Steering Tie Rod	2.5L, 3.5L	Base, S, SE, SE-R, SL	Left Inner, Rack, Actual OE	TRI0005
Altima	Steering Tie Rod	2.5L, 3.5L	Base, S, SE, SE-R, SL	Right Inner, Rack, Actual OE	TRI0005



Vehicle	Part Type	Engine Size	Trim	Note(s)	Part Number
<b>2006 Nissan (cont'd)</b>					
Altima	Engine Variable Valve Timing (VVT) Solenoid	3.5L	S, SE, SE-R, SL	Right, Gasket, Actual OE	VTS0001
Altima	Engine Variable Valve Timing (VVT) Solenoid	3.5L	S, SE, SE-R, SL	Left, Gasket, Actual OE	VTS0002
Altima	Engine Variable Valve Timing (VVT) Solenoid	2.5L	Base, S, SL	Actual OE	VTS0003
Altima	Engine Water Pump	3.5L	S, SE, SL	Actual OE	WUP0003
Altima	Engine Water Pump	2.5L	Base, S, SL	Gaskets (2), Actual OE	WUP0004
Armada	Alternator	5.6L	LE, SE, SE Off-Road	Actual OE	ALR0021
Armada	Automatic Transmission Speed Sensor	5.6L	LE, SE, SE Off-Road	Actual OE	CAS0004
Armada	Engine Crankshaft Position Sensor	5.6L	LE, SE, SE Off-Road	Actual OE	CPS0005
Armada	Engine Camshaft Position Sensor	5.6L	LE, SE, SE Off-Road	Actual OE	CPS0007
Armada	Ignition Coil	5.6L	LE, SE, SE Off-Road	From 08/2006, Actual OE	IGC0001
Armada	Ignition Coil	5.6L	LE, SE, SE Off-Road	To 08/2006, Actual OE	IGC0004
Armada	Mass Air Flow Sensor	5.6L	LE, SE, SE Off-Road	w/ OE No. 22680-7S000, No Housing, Actual OE	MAF0031
Armada	Engine Oil Pump	5.6L	LE, SE, SE Off-Road	Actual OE, OIL PUMP	OUP0010
Armada	Steering Tie Rod	5.6L	LE, SE, SE Off-Road	Left Outer, Actual OE	TRE0003
Armada	Steering Tie Rod	5.6L	LE, SE, SE Off-Road	Right Outer, Actual OE	TRE0004
Armada	Steering Tie Rod	5.6L	LE, SE, SE Off-Road	Left Inner, Rack, Actual OE	TRI0003
Armada	Steering Tie Rod	5.6L	LE, SE, SE Off-Road	Right Inner, Rack, Actual OE	TRI0003
Armada	Engine Variable Valve Timing (VVT) Sprocket	5.6L	LE, SE, SE Off-Road	Intake (Left), Actual OE	VTG0008
Armada	Engine Variable Valve Timing (VVT) Sprocket	5.6L	LE, SE, SE Off-Road	Intake (Right), Actual OE	VTG0010
Armada	Engine Variable Valve Timing (VVT) Solenoid	5.6L	LE, SE, SE Off-Road	From 08/2006, Right, Actual OE	VTS0003
Armada	Engine Variable Valve Timing (VVT) Solenoid	5.6L	LE, SE, SE Off-Road	From 08/2006, Left, Actual OE	VTS0006

Vehicle	Part Type	Engine Size	Trim	Note(s)	Part Number
<b>2006 Nissan (cont'd)</b>					
Armada	Engine Water Pump	5.6L	LE, SE, SE Off-Road	Gasket, Actual OE	WUP0006
Frontier	Idle Air Control Valve	2.4L	SE, XE	MEX, Gasket, Actual OE	ABV0073
Frontier	Alternator	2.5L	XE	From 09/2005, Actual OE	ALR0017
Frontier	Alternator	4.0L	LE, Nismo Off-Road, SE	Actual OE	ALR0018
Frontier	Automatic Transmission Speed Sensor	2.5L, 4.0L	LE, Nismo Off-Road, SE, XE	Automatic, Actual OE	CAS0004
Frontier	Engine Camshaft Position Sensor	2.5L	XE	Actual OE	CPS0003
Frontier	Engine Camshaft Position Sensor	4.0L	LE, Nismo Off-Road, SE	Left, Actual OE	CPS0005
Frontier	Engine Camshaft Position Sensor	4.0L	LE, Nismo Off-Road, SE	Right, Actual OE	CPS0008
Frontier	Engine Camshaft Position Sensor Kit	4.0L	LE, Nismo Off-Road, SE	Left	CPS20508KIT
Frontier	Engine Camshaft Position Sensor Kit	4.0L	LE, Nismo Off-Road, SE	Right	CPS20508KIT
Frontier	Fuel Injector	2.4L	SE, XE	MEX, Actual OE	FIJ0007
Frontier	Ignition Coil	4.0L	LE, Nismo Off-Road, SE	Actual OE	IGC0006
Frontier	Ignition Coil	2.5L	XE	Actual OE	IGC0011
Frontier	Mass Air Flow Sensor	2.4L	SE, XE	No Housing, Actual OE	MAF0031
Frontier	Mass Air Flow Sensor	2.5L, 4.0L	LE, Nismo Off-Road, SE, XE	w/ OE No. 22680-7S000, No Housing, Actual OE	MAF0031
Frontier	Rack and Pinion Assembly	2.5L, 4.0L	LE, Nismo Off-Road, SE, XE	From 02/2006, Actual OE	PSG0024
Frontier	Power Steering Pump	2.5L	XE	2 washers, Actual OE	PSP0035
Frontier	Throttle Position Sensor	2.4L	SE, XE	MEX, Actual OE	TPS0005
Frontier	Steering Tie Rod	2.5L, 4.0L	LE, Nismo Off-Road, SE, XE	Left Outer, Actual OE	TRE0005
Frontier	Steering Tie Rod	2.5L, 4.0L	LE, Nismo Off-Road, SE, XE	Right Outer, Actual OE	TRE0006
Frontier	Steering Tie Rod	2.5L, 4.0L	LE, Nismo Off-Road, SE, XE	Left Inner, Rack, Actual OE	TRI0004
Frontier	Steering Tie Rod	2.5L, 4.0L	LE, Nismo Off-Road, SE, XE	Right Inner, Rack, Actual OE	TRI0004
Frontier	Engine Variable Valve Timing (VVT) Solenoid	4.0L	LE, Nismo Off-Road, SE	Right, Gasket, Actual OE	VTS0001
Frontier	Engine Variable Valve Timing (VVT) Solenoid	4.0L	LE, Nismo Off-Road, SE	Left, Gasket, Actual OE	VTS0002

Vehicle	Part Type	Engine Size	Trim	Note(s)	Part Number
<b>2006 Nissan (cont'd)</b>					
Frontier	Engine Variable Valve Timing (VVT) Solenoid	2.5L	XE	Actual OE	VTS0003
Frontier	Engine Water Pump	4.0L	LE, Nismo Off-Road, SE	Actual OE	WUP0003
Maxima	Engine Camshaft Position Sensor	3.5L	SE, SE Elite, SE Touring, SL	Left, Actual OE	CPS0005
Maxima	Engine Crankshaft Position Sensor	3.5L	SE, SE Elite, SE Touring, SL	From 06/2006, Automatic, Actual OE	CPS0006
Maxima	Engine Crankshaft Position Sensor	3.5L	SE	Manual, Actual OE	CPS0006
Maxima	Engine Camshaft Position Sensor	3.5L	SE, SE Elite, SE Touring, SL	Right, Actual OE	CPS0008
Maxima	Engine Camshaft Position Sensor Kit	3.5L	SE, SE Elite, SE Touring, SL	Left	CPS20508KIT
Maxima	Engine Camshaft Position Sensor Kit	3.5L	SE, SE Elite, SE Touring, SL	Right	CPS20508KIT
Maxima	Fuel Injection Throttle Body	3.5L	SE, SE Elite, SE Touring, SL	Gasket, Actual OE	ETB0013
Maxima	Ignition Coil	3.5L	SE, SE Elite, SE Touring, SL	Actual OE	IGC0006
Maxima	Mass Air Flow Sensor	3.5L	SE, SE Elite, SE Touring, SL	Housing, Actual OE	MAF0029
Maxima	Mass Air Flow Sensor	3.5L	SE, SE Elite, SE Touring, SL	w/ OE No. 22680-7S000, No Housing, Actual OE	MAF0031
Maxima	Engine Oil Pump	3.5L	SE, SL	Actual OE, OIL PUMP	OUP0007
Maxima	Power Steering Pump	3.5L	SE, SE Elite, SE Touring, SL	2 washers, Actual OE	PSP0008
Maxima	Steering Tie Rod	3.5L	SE, SE Elite, SE Touring, SL	Left Inner, Rack, Actual OE	TRI0005
Maxima	Steering Tie Rod	3.5L	SE, SE Elite, SE Touring, SL	Right Inner, Rack, Actual OE	TRI0005
Maxima	Engine Variable Valve Timing (VVT) Solenoid	3.5L	SE, SE Elite, SE Touring, SL	Right, Gasket, Actual OE	VTS0001
Maxima	Engine Variable Valve Timing (VVT) Solenoid	3.5L	SE, SE Elite, SE Touring, SL	Left, Gasket, Actual OE	VTS0002
Micra	Mass Air Flow Sensor	1.4L	Comfort	MEX, No Housing, Actual OE	MAF0031
Murano	Engine Camshaft Position Sensor	3.5L	S, SE, SL	Left, Actual OE	CPS0005
Murano	Engine Crankshaft Position Sensor	3.5L	S, SE, SL	Actual OE	CPS0006
Murano	Engine Camshaft Position Sensor	3.5L	S, SE, SL	Right, Actual OE	CPS0008

Vehicle	Part Type	Engine Size	Trim	Note(s)	Part Number
<b>2006 Nissan (cont'd)</b>					
Murano	Engine Camshaft Position Sensor Kit	3.5L	S, SE, SL	Left	CPS20508KIT
Murano	Engine Camshaft Position Sensor Kit	3.5L	S, SE, SL	Right	CPS20508KIT
Murano	Fuel Injection Throttle Body	3.5L	S, SE, SL	Gasket, Actual OE	ETB0013
Murano	Ignition Coil	3.5L	S, SE, SL	Actual OE	IGC0006
Murano	Mass Air Flow Sensor	3.5L	S, SE, SL	Housing, Actual OE	MAF0029
Murano	Mass Air Flow Sensor	3.5L	S, SE, SL	w/ OE No. 22680-7S000, No Housing, Actual OE	MAF0031
Murano	Rack and Pinion Assembly	3.5L	S, SL	From 09/2005, FWD, Actual OE	PSG0003
Murano	Rack and Pinion Assembly	3.5L	S, SE, SL	From 09/2005, AWD, Actual OE	PSG0004
Murano	Rack and Pinion Assembly	3.5L	S, SE, SL	To 09/2005, AWD, Actual OE	PSG0007
Murano	Rack and Pinion Assembly	3.5L	S, SL	To 09/2005, FWD, Actual OE	PSG0008
Murano	Power Steering Pump	3.5L	S, SE, SL	2 washers, Actual OE	PSP0015
Murano	Engine Variable Valve Timing (VVT) Solenoid	3.5L	S, SE, SL	Right, Gasket, Actual OE	VTS0001
Murano	Engine Variable Valve Timing (VVT) Solenoid	3.5L	S, SE, SL	Left, Gasket, Actual OE	VTS0002
Murano	Engine Water Pump	3.5L	S, SE, SL	Actual OE	WUP0038
Pathfinder	Alternator	4.0L	S	Actual OE	ALR0018
Pathfinder	Automatic Transmission Speed Sensor	4.0L	LE, LE Luxury, S, SE, SE Comfort, SE Off-Road, SE Premium	Actual OE	CAS0004
Pathfinder	Engine Camshaft Position Sensor	4.0L	LE, LE Luxury, S, SE, SE Comfort, SE Off-Road, SE Premium	Left, Actual OE	CPS0005
Pathfinder	Engine Camshaft Position Sensor	4.0L	LE, LE Luxury, S, SE, SE Comfort, SE Off-Road, SE Premium	Right, Actual OE	CPS0008
Pathfinder	Engine Camshaft Position Sensor Kit	4.0L	LE, LE Luxury, S, SE, SE Comfort, SE Off-Road, SE Premium	Left	CPS20508KIT
Pathfinder	Engine Camshaft Position Sensor Kit	4.0L	LE, LE Luxury, S, SE, SE Comfort, SE Off-Road, SE Premium	Right	CPS20508KIT
Pathfinder	Ignition Coil	4.0L	LE, LE Luxury, S, SE, SE Comfort, SE Off-Road, SE Premium	Actual OE	IGC0006

Vehicle	Part Type	Engine Size	Trim	Note(s)	Part Number
<b>2006 Nissan (cont'd)</b>					
Pathfinder	Mass Air Flow Sensor	4.0L	LE, LE Luxury, S, SE, SE Comfort, SE Off-Road, SE Premium	w/ OE No. 22680-7S000, No Housing, Actual OE	MAF0031
Pathfinder	Rack and Pinion Assembly	4.0L	LE, LE Luxury, S, SE, SE Comfort, SE Off-Road, SE Premium	From 02/2006, Actual OE	PSG0024
Pathfinder	Steering Tie Rod	4.0L	LE, LE Luxury, S, SE, SE Comfort, SE Off-Road, SE Premium	Left Outer, Actual OE	TRE0005
Pathfinder	Steering Tie Rod	4.0L	LE, LE Luxury, S, SE, SE Comfort, SE Off-Road, SE Premium	Right Outer, Actual OE	TRE0006
Pathfinder	Steering Tie Rod	4.0L	LE, LE Luxury, S, SE, SE Comfort, SE Off-Road, SE Premium	Left Inner, Rack, Actual OE	TRI0004
Pathfinder	Steering Tie Rod	4.0L	LE, LE Luxury, S, SE, SE Comfort, SE Off-Road, SE Premium	Right Inner, Rack, Actual OE	TRI0004
Pathfinder	Engine Variable Valve Timing (VVT) Solenoid	4.0L	LE, LE Luxury, S, SE, SE Comfort, SE Off-Road, SE Premium	Right, Gasket, Actual OE	VTS0001
Pathfinder	Engine Variable Valve Timing (VVT) Solenoid	4.0L	LE, LE Luxury, S, SE, SE Comfort, SE Off-Road, SE Premium	Left, Gasket, Actual OE	VTS0002
Pathfinder	Engine Water Pump	4.0L	LE, LE Luxury, S, SE, SE Comfort, SE Off-Road, SE Premium	Actual OE	WUP0003
Quest	Engine Camshaft Position Sensor	3.5L	Base, S, SE, SL, SL Special Edition	Left, Actual OE	CPS0005
Quest	Engine Crankshaft Position Sensor	3.5L	Base, S	To 05/2006, 4, Actual OE	CPS0006
Quest	Engine Camshaft Position Sensor	3.5L	Base, S, SE, SL, SL Special Edition	Right, Actual OE	CPS0008
Quest	Engine Camshaft Position Sensor Kit	3.5L	Base, S, SE, SL, SL Special Edition	Left	CPS20508KIT
Quest	Engine Camshaft Position Sensor Kit	3.5L	Base, S, SE, SL, SL Special Edition	Right	CPS20508KIT
Quest	Fuel Injection Throttle Body	3.5L	Base, S, SE, SL, SL Special Edition	Gasket, Actual OE	ETB0013
Quest	Ignition Coil	3.5L	Base, S, SE, SL	Actual OE	IGC0006
Quest	Ignition Coil	3.5L	SL Special Edition	w/ Ignition Coil Protector, Actual OE	IGC0006
Quest	Mass Air Flow Sensor	3.5L	Base, S, SE, SL	Housing, Actual OE	MAF0029
Quest	Mass Air Flow Sensor	3.5L	Base, S, SE, SL, SL Special Edition	w/ OE No. 22680-7S000, No Housing, Actual OE	MAF0031

Vehicle	Part Type	Engine Size	Trim	Note(s)	Part Number
<b>2006 Nissan (cont'd)</b>					
Quest	Engine Oil Pump	3.5L	Base, S, SE, SL	VQ35DE, Actual OE, OIL PUMP	OUP0007
Quest	Power Steering Pump	3.5L	Base, S, SE, SL, SL Special Edition	2 washers, Actual OE	PSP0016
Quest	Steering Tie Rod	3.5L	Base, S, SE, SL	Left Outer, Actual OE	TRE0002
Quest	Steering Tie Rod	3.5L	SL Special Edition	Left Outer, Rack, Actual OE	TRE0002
Quest	Steering Tie Rod	3.5L	Base, S, SE, SL	Right Outer, Actual OE	TRE0002
Quest	Steering Tie Rod	3.5L	SL Special Edition	Right Outer, Rack, Actual OE	TRE0002
Quest	Steering Tie Rod	3.5L	Base, S, SE, SL, SL Special Edition	Left Inner, Rack, Actual OE	TRI0002
Quest	Steering Tie Rod	3.5L	Base, S, SE, SL, SL Special Edition	Right Inner, Rack, Actual OE	TRI0002
Quest	Engine Variable Valve Timing (VVT) Solenoid	3.5L	Base, S, SE, SL, SL Special Edition	Right, Gasket, Actual OE	VTS0001
Quest	Engine Variable Valve Timing (VVT) Solenoid	3.5L	Base, S, SE, SL, SL Special Edition	Left, Gasket, Actual OE	VTS0002
Quest	Engine Water Pump	3.5L	Base, S, SE, SL	Actual OE	WUP0003
Quest	Engine Water Pump	3.5L	SL Special Edition	w/ Pulley; Seal Included, To 05/2006, Actual OE	WUP0003
Sentra	Idle Air Control Valve	1.8L	Base, S	Gasket, Actual OE	ABV0042
Sentra	Automatic Transmission Speed Sensor	1.8L	Base, GXE, GXE Sport, S, XE, XE SE, XE SE Edicion Especial	Automatic, Actual OE	CAS0005
Sentra	Engine Camshaft Position Sensor	2.5L	SE-R, SE-R Spec V	Actual OE	CPS0003
Sentra	Engine Camshaft Position Sensor	1.8L	Base, GXE, GXE Sport, S, XE, XE SE, XE SE Edicion Especial	Actual OE	CPS0007
Sentra	Fuel Injection Throttle Body	1.8L	Base, S	Gasket, Actual OE	ETB0002
Sentra	Fuel Injection Throttle Body	2.5L	SE-R, SE-R Spec V	Gasket, Actual OE	ETB0003
Sentra	Ignition Coil	1.8L	Base, GXE, GXE Sport, S, XE, XE SE, XE SE Edicion Especial	w/ California Emissions, Actual OE	IGC0005
Sentra	Ignition Coil	2.5L	SE-R, SE-R Spec V	Boot and Springs, Actual OE	IGC0008
Sentra	Ignition Coil	1.8L	Base, GXE, GXE Sport, S, XE, XE SE, XE SE Edicion Especial	w/ Federal Emissions, Actual OE	IGC0010

Vehicle	Part Type	Engine Size	Trim	Note(s)	Part Number
<b>2006 Nissan (cont'd)</b>					
Sentra	Ignition Coil	1.8L	Base, GXE, GXE Sport, S, XE, XE SE, XE SE Edicion Especial	Federal Emissions	IGC3860-D
Sentra	Mass Air Flow Sensor	2.5L	SE-R Spec V	From 04/2003, Housing, Actual OE	MAF0029
Sentra	Mass Air Flow Sensor	2.5L	SE-R	Housing, Actual OE	MAF0029
Sentra	Mass Air Flow Sensor	2.5L	SE-R, SE-R Spec V	w/ OE No. 22680-7S000, No Housing, Actual OE	MAF0031
Sentra	Mass Air Flow Sensor	1.8L	Base, GXE, GXE Sport, S, XE, XE SE, XE SE Edicion Especial	Actual OE	MAF0130
Sentra	Engine Oil Pump Cover	2.5L	SE-R, SE-R Spec V	Actual OE	OFC0003
Sentra	Engine Oil Pump Cover	1.8L	Base, S	Actual OE	OFC0006
Sentra	Power Steering Pump	2.5L	SE-R, SE-R Spec V	2 washers, Actual OE	PSP0005
Sentra	Power Steering Pump	1.8L	Base, GXE, GXE Sport, S, XE, XE SE, XE SE Edicion Especial	2 washers, Actual OE	PSP0010
Sentra	Starter Motor	1.8L	Base, S	Actual OE	STR0025
Sentra	Throttle Position Sensor	1.8L	Base, S	Actual OE, With screws	TPS0001
Sentra	Throttle Position Sensor	1.8L	Base, S	Actual OE, Without screws	TPS0014
Sentra	Engine Variable Valve Timing (VVT) Sprocket	1.8L	Base, GXE, GXE Sport, S, XE, XE SE, XE SE Edicion Especial	Intake, Actual OE	VTG0009
Sentra	Engine Variable Valve Timing (VVT) Solenoid	2.5L	SE-R, SE-R Spec V	Actual OE	VTS0003
Sentra	Engine Water Pump	2.5L	SE-R, SE-R Spec V	Gaskets (2), Actual OE	WUP0004
Sentra	Engine Water Pump	1.8L	Base, S	Gasket, Actual OE	WUP0005
Sentra	Engine Water Pump	1.8L	GXE, GXE Sport, XE, XE SE, XE SE Edicion Especial	w/o Pulley; Seal Included, Gasket, Actual OE	WUP0005
Titan	Alternator	5.6L	LE, SE, XE	Actual OE	ALR0021
Titan	Automatic Transmission Speed Sensor	5.6L	LE, SE, XE	Actual OE	CAS0004
Titan	Engine Crankshaft Position Sensor	5.6L	LE, SE, XE	Actual OE	CPS0005
Titan	Engine Camshaft Position Sensor	5.6L	LE, SE, XE	Actual OE	CPS0007

Vehicle	Part Type	Engine Size	Trim	Note(s)	Part Number
<b>2006 Nissan (cont'd)</b>					
Titan	Ignition Coil	5.6L	LE, SE, XE	From 08/2006, Actual OE	IGC0001
Titan	Ignition Coil	5.6L	LE, SE, XE	To 08/2006, Actual OE	IGC0004
Titan	Mass Air Flow Sensor	5.6L	LE, SE, XE	w/ OE No. 22680-7S000, No Housing, Actual OE	MAF0031
Titan	Engine Oil Pump	5.6L	LE, SE, XE	Actual OE, OIL PUMP	OUP0010
Titan	Steering Tie Rod	5.6L	LE, SE, XE	Left Outer, Actual OE	TRE0003
Titan	Steering Tie Rod	5.6L	LE, SE, XE	Right Outer, Actual OE	TRE0004
Titan	Steering Tie Rod	5.6L	LE, SE, XE	Left Inner, Rack, Actual OE	TRI0003
Titan	Steering Tie Rod	5.6L	LE, SE, XE	Right Inner, Rack, Actual OE	TRI0003
Titan	Engine Variable Valve Timing (VVT) Sprocket	5.6L	LE, SE, XE	Intake (Left), Actual OE	VTG0008
Titan	Engine Variable Valve Timing (VVT) Sprocket	5.6L	LE, SE, XE	Intake (Right), Actual OE	VTG0010
Titan	Engine Variable Valve Timing (VVT) Solenoid	5.6L	LE, SE, XE	Right, Actual OE	VTS0003
Titan	Engine Variable Valve Timing (VVT) Solenoid	5.6L	LE, SE, XE	Left, Actual OE	VTS0006
Titan	Engine Water Pump	5.6L	LE, SE, XE	Gasket, Actual OE	WUP0006
Tsuru	Engine Crankshaft Position Sensor	1.6L	GS I, GS I Special Edition, GS II	MEX, Actual OE, CRANK ANGLE SENSOR	CAS0011
Tsuru	Throttle Position Sensor	1.6L	GS I, GS I Special Edition, GS II	MEX, Actual OE	TPS0003
Urvan	Fuel Injector	2.4L	Base	MEX, Actual OE	FIJ0020
Urvan	Ignition Knock (Detonation) Sensor	2.4L	Base	MEX, Actual OE	KNS0001
Urvan	Engine Oil Pump	2.4L	Base	MEX, Actual OE, OIL PUMP	OUP0015
Urvan	Air Charge Temperature Sensor	2.4L	Base	MEX, Actual OE	TMS0003
Urvan	Throttle Position Sensor	2.4L	Base	MEX, Actual OE	TPS0003
Xterra	Alternator	4.0L	Off-Road, S, SE, X	Actual OE	ALR0018



Vehicle	Part Type	Engine Size	Trim	Note(s)	Part Number
<b>2006 Nissan (cont'd)</b>					
Xterra	Automatic Transmission Speed Sensor	4.0L	Off-Road, S, SE, X	Automatic, Actual OE	CAS0004
Xterra	Engine Camshaft Position Sensor	4.0L	Off-Road, S, SE, X	Left, Actual OE	CPS0005
Xterra	Engine Camshaft Position Sensor	4.0L	Off-Road, S, SE, X	Right, Actual OE	CPS0008
Xterra	Engine Camshaft Position Sensor Kit	4.0L	Off-Road, S, SE, X	Left	CPS20508KIT
Xterra	Engine Camshaft Position Sensor Kit	4.0L	Off-Road, S, SE, X	Right	CPS20508KIT
Xterra	Ignition Coil	4.0L	Off-Road, S, SE, X	Actual OE	IGC0006
Xterra	Mass Air Flow Sensor	4.0L	Off-Road, S, SE, X	w/ OE No. 22680-7S000, No Housing, Actual OE	MAF0031
Xterra	Rack and Pinion Assembly	4.0L	Off-Road, S, SE, X	From 02/2006, Actual OE	PSG0024
Xterra	Steering Tie Rod	4.0L	Off-Road, S, SE, X	Left Outer, Actual OE	TRE0005
Xterra	Steering Tie Rod	4.0L	Off-Road, S, SE, X	Right Outer, Actual OE	TRE0006
Xterra	Steering Tie Rod	4.0L	Off-Road, S, SE, X	Left Inner, Rack, Actual OE	TRI0004
Xterra	Steering Tie Rod	4.0L	Off-Road, S, SE, X	Right Inner, Rack, Actual OE	TRI0004
Xterra	Engine Variable Valve Timing (VVT) Solenoid	4.0L	Off-Road, S, SE, X	Right, Gasket, Actual OE	VTS0001
Xterra	Engine Variable Valve Timing (VVT) Solenoid	4.0L	Off-Road, S, SE, X	Left, Gasket, Actual OE	VTS0002
Xterra	Engine Water Pump	4.0L	Off-Road, S, SE, X	Actual OE	WUP0003
X-Trail	Engine Camshaft Position Sensor	2.5L	4WD, LE, SE, SLX, XE	Actual OE	CPS0003
X-Trail	Fuel Injection Throttle Body	2.5L	4WD, LE, SLX	MEX, Gasket, Actual OE	ETB0003
X-Trail	Fuel Injector	2.5L	LE, SE, XE	CAN, Actual OE	FIJ0001
X-Trail	Fuel Injector	2.5L	4WD, LE, SLX	MEX, Actual OE	FIJ0001
X-Trail	Ignition Coil	2.5L	4WD, LE, SE, SLX, XE	w/ Ignition Coil Protector, Boot and Springs, Actual OE	IGC0008
X-Trail	Mass Air Flow Sensor	2.5L	4WD, LE, SE, SLX, XE	Housing, Actual OE	MAF0029
X-Trail	Mass Air Flow Sensor	2.5L	4WD, LE, SE, SLX, XE	w/ OE No. 22680-7S000, No Housing, Actual OE	MAF0031

Vehicle	Part Type	Engine Size	Trim	Note(s)	Part Number
<b>2006 Nissan (cont'd)</b>					
X-Trail	Engine Oil Pump Cover	2.5L	4WD, LE, SLX	MEX, Actual OE	OFC0003
X-Trail	Engine Water Pump	2.5L	LE, SE, XE	w/ Pulley; Seal Included, CAN, Gasket, Actual OE	WUP0035
<b>2007 Nissan</b>					
350Z	Automatic Transmission Speed Sensor	3.5L	Base, Enthusiast, Grand Touring, Touring	Automatic, Actual OE	CAS0004
350Z	Engine Crankshaft Position Sensor	3.5L	Base	VQ35DE, Actual OE	CPS0006
350Z	Engine Crankshaft Position Sensor	3.5L	Base, Enthusiast, Grand Touring, Nismo, Touring	VQ35HR, Actual OE	CPS0006
350Z	Fuel Injection Throttle Body	3.5L	Base, Enthusiast, Grand Touring, Nismo, Touring	Left position, Actual OE	ETB0005
350Z	Fuel Injection Throttle Body	3.5L	Base, Enthusiast, Grand Touring, Nismo, Touring	Right position, Actual OE	ETB0008
350Z	Electric Fuel Pump	3.5L	Base, Enthusiast, Grand Touring, Nismo, Touring	In-Tank, Actual OE, COMPLETE MODULE	FUP0006
350Z	Ignition Coil	3.5L	Enthusiast, Grand Touring, Nismo, Touring	Actual OE	IGC0003
350Z	Ignition Coil	3.5L	Base	VQ35HR, Actual OE	IGC0003
350Z	Ignition Coil	3.5L	Base	To 11/2006, VQ35DE, Boot and Springs, Actual OE	IGC0007
350Z	Mass Air Flow Sensor	3.5L	Base	w/ OE No. 22680-7S000, VQ35DE, No Housing, Actual OE	MAF0031
350Z	Mass Air Flow Sensor	3.5L	Base, Enthusiast, Grand Touring, Nismo, Touring	w/ OE No. 22680-7S000, VQ35HR, No Housing, Actual OE	MAF0031
350Z	Engine Variable Valve Timing (VVT) Sprocket	3.5L	Base, Enthusiast, Grand Touring, Nismo, Touring	w/ OE No. 13025-JK20A, Intake	VTG0025
350Z	Engine Variable Valve Timing (VVT) Solenoid	3.5L	Base, Enthusiast, Grand Touring, Nismo, Touring	To 11/2006, Right, Gasket, Actual OE	VTS0001
350Z	Engine Variable Valve Timing (VVT) Solenoid	3.5L	Base, Enthusiast, Grand Touring, Nismo, Touring	From 11/2006, Left, Actual OE	VTS0003
350Z	Engine Variable Valve Timing (VVT) Solenoid	3.5L	Base, Enthusiast, Grand Touring, Nismo, Touring	To 11/2006, Left, Gasket, Actual OE	VTS0004
350Z	Engine Variable Valve Timing (VVT) Solenoid	3.5L	Base, Enthusiast, Grand Touring, Nismo, Touring	From 11/2006, Right, Gasket, Actual OE	VTS0005

Vehicle	Part Type	Engine Size	Trim	Note(s)	Part Number
<b>2007 Nissan (cont'd)</b>					
350Z	Engine Water Pump	3.5L	Base	VQ35DE, Actual OE	WUP0038
350Z	Engine Water Pump	3.5L	Base, Enthusiast, Grand Touring, Nismo, Touring	VQ35HR, Actual OE	WUP0038
Altima	Fuel Injection Throttle Body	2.5L	Base, Hybrid, S, SL	Gasket, Actual OE	ETB0004
Altima	Fuel Injection Throttle Body	3.5L	SE, SL	Actual OE	ETB0014
Altima	Ignition Coil	2.5L	Base, Hybrid, S, SL	Boot and Springs, Actual OE	IGC0002
Altima	Ignition Coil	3.5L	SE, SL	Actual OE	IGC0003
Altima	Mass Air Flow Sensor	2.5L, 3.5L	Base, Hybrid, S, SE, SL	w/ OE No. 22680-7S000, No Housing, Actual OE	MAF0031
Altima	Engine Oil Pump Cover	2.5L	Base, Hybrid, S	Actual OE	OFC0004
Altima	Engine Oil Pump	3.5L	SE, SL	Actual OE, OIL PUMP	OUP0007
Altima	Rack and Pinion Assembly	3.5L	SL	Actual OE	PSG0020
Altima	Rack and Pinion Assembly	2.5L	Base, S, SL	GAS, Actual OE	PSG0020
Altima	Rack and Pinion Assembly	3.5L	SE	Actual OE	PSG0021
Altima	Power Steering Pump	2.5L	Base, Hybrid, S, SL	2 washers, Actual OE	PSP0001
Altima	Power Steering Pump	3.5L	SE, SL	2 washers, Actual OE	PSP0026
Altima	Steering Tie Rod	3.5L	SE, SL	Right Outer, Actual OE	TRE0007
Altima	Steering Tie Rod	2.5L	Base, S, SL	Right Outer, GAS, Actual OE	TRE0007
Altima	Steering Tie Rod	3.5L	SE, SL	Left Outer, Actual OE	TRE0008
Altima	Steering Tie Rod	2.5L	Base, S, SL	Left Outer, GAS, Actual OE	TRE0008
Altima	Steering Tie Rod	2.5L, 3.5L	Base, S, SE, SL	From 10/2006, Left Inner, GAS, Rack, L32, Actual OE	TRI0006
Altima	Steering Tie Rod	2.5L, 3.5L	Base, S, SE, SL	From 10/2006, Right Inner, GAS, Rack, L32, Actual OE	TRI0006
Altima	Engine Variable Valve Timing (VVT) Sprocket	3.5L	SE, SL	w/ OE No. 13025-JA10A, Intake	VTG0025
Altima	Engine Variable Valve Timing (VVT) Solenoid	3.5L	SE, SL	Left, Actual OE	VTS0003

Vehicle	Part Type	Engine Size	Trim	Note(s)	Part Number
<b>2007 Nissan (cont'd)</b>					
Altima	Engine Variable Valve Timing (VVT) Solenoid	3.5L	SE, SL	To 12/2006, Right, Actual OE	VTS0003
Altima	Engine Variable Valve Timing (VVT) Solenoid	3.5L	SE, SL	From 12/2006, Right, Gasket, Actual OE	VTS0010
Altima	Engine Water Pump	2.5L	SL	GAS, Gaskets (2), Actual OE	WUP0004
Altima	Engine Water Pump	2.5L	Base, Hybrid, S	Gaskets (2), Actual OE	WUP0004
Armada	Automatic Transmission Speed Sensor	5.6L	LE, SE	Actual OE	CAS0004
Armada	Engine Crankshaft Position Sensor	5.6L	LE, SE	Actual OE	CPS0005
Armada	Engine Camshaft Position Sensor	5.6L	LE, SE	Actual OE	CPS0007
Armada	Ignition Coil	5.6L	LE, SE	Actual OE	IGC0001
Armada	Mass Air Flow Sensor	5.6L	LE, SE	w/ OE No. 22680-7S000, No Housing, Actual OE	MAF0031
Armada	Engine Oil Pump	5.6L	LE, SE	Actual OE, OIL PUMP	OUP0010
Armada	Steering Tie Rod	5.6L	LE, SE	Left Outer, Actual OE	TRE0003
Armada	Steering Tie Rod	5.6L	LE, SE	Right Outer, Actual OE	TRE0004
Armada	Steering Tie Rod	5.6L	LE, SE	Left Inner, Rack, Actual OE	TRI0003
Armada	Steering Tie Rod	5.6L	LE, SE	Right Inner, Rack, Actual OE	TRI0003
Armada	Engine Variable Valve Timing (VVT) Sprocket	5.6L	LE, SE	Intake (Left), Actual OE	VTG0008
Armada	Engine Variable Valve Timing (VVT) Sprocket	5.6L	LE, SE	Intake (Right), Actual OE	VTG0010
Armada	Engine Variable Valve Timing (VVT) Solenoid	5.6L	LE, SE	Right, Actual OE	VTS0003
Armada	Engine Variable Valve Timing (VVT) Solenoid	5.6L	LE, SE	Left, Actual OE	VTS0006
Armada	Engine Water Pump	5.6L	LE, SE	Gasket, Actual OE	WUP0006
Frontier	Idle Air Control Valve	2.4L	SE	MEX, Gasket, Actual OE	ABV0073
Frontier	Alternator	2.5L	XE	Actual OE	ALR0017
Frontier	Alternator	4.0L	LE, Nismo Off-Road, SE	To 01/2007, Actual OE	ALR0018

Vehicle	Part Type	Engine Size	Trim	Note(s)	Part Number
<b>2007 Nissan (cont'd)</b>					
Frontier	Automatic Transmission Speed Sensor	2.5L, 4.0L	LE, Nismo Off-Road, SE, XE	Automatic, Actual OE	CAS0004
Frontier	Engine Camshaft Position Sensor	2.5L	XE	Actual OE	CPS0003
Frontier	Engine Camshaft Position Sensor	4.0L	LE, Nismo Off-Road, SE	Left, Actual OE	CPS0005
Frontier	Engine Camshaft Position Sensor	4.0L	LE, Nismo Off-Road, SE	Right, Actual OE	CPS0008
Frontier	Engine Camshaft Position Sensor Kit	4.0L	LE, Nismo Off-Road, SE	Left	CPS20508KIT
Frontier	Engine Camshaft Position Sensor Kit	4.0L	LE, Nismo Off-Road, SE	Right	CPS20508KIT
Frontier	Fuel Injector	2.4L	SE	MEX, Actual OE	FIJ0007
Frontier	Ignition Coil	4.0L	LE, Nismo Off-Road, SE	Actual OE	IGC0006
Frontier	Ignition Coil	2.5L	XE	Actual OE	IGC0011
Frontier	Mass Air Flow Sensor	2.4L	SE	No Housing, Actual OE	MAF0031
Frontier	Mass Air Flow Sensor	2.5L, 4.0L	LE, Nismo Off-Road, SE, XE	w/ OE No. 22680-7S000, No Housing, Actual OE	MAF0031
Frontier	Rack and Pinion Assembly	2.5L, 4.0L	LE, Nismo Off-Road, SE, XE	Actual OE	PSG0024
Frontier	Power Steering Pump	2.5L	XE	2 washers, Actual OE	PSP0035
Frontier	Throttle Position Sensor	2.4L	SE	MEX, Actual OE	TPS0005
Frontier	Steering Tie Rod	2.5L, 4.0L	LE, Nismo Off-Road, SE, XE	Left Outer, Actual OE	TRE0005
Frontier	Steering Tie Rod	2.5L, 4.0L	LE, Nismo Off-Road, SE, XE	Right Outer, Actual OE	TRE0006
Frontier	Steering Tie Rod	2.5L, 4.0L	LE, Nismo Off-Road, SE, XE	Left Inner, Rack, Actual OE	TRI0004
Frontier	Steering Tie Rod	2.5L, 4.0L	LE, Nismo Off-Road, SE, XE	Right Inner, Rack, Actual OE	TRI0004
Frontier	Engine Variable Valve Timing (VVT) Solenoid	4.0L	LE, Nismo Off-Road, SE	Right, Gasket, Actual OE	VTS0001
Frontier	Engine Variable Valve Timing (VVT) Solenoid	4.0L	LE, Nismo Off-Road, SE	Left, Gasket, Actual OE	VTS0002
Frontier	Engine Variable Valve Timing (VVT) Solenoid	2.5L	XE	Actual OE	VTS0003
Frontier	Engine Water Pump	4.0L	LE, Nismo Off-Road, SE	Actual OE	WUP0003
Maxima	Engine Camshaft Position Sensor	3.5L	SE, SE Touring, SL, SL Luxury	Left, Actual OE	CPS0005

Vehicle	Part Type	Engine Size	Trim	Note(s)	Part Number
<b>2007 Nissan (cont'd)</b>					
Maxima	Engine Crankshaft Position Sensor	3.5L	SE, SE Touring, SL, SL Luxury	Actual OE	CPS0006
Maxima	Engine Camshaft Position Sensor	3.5L	SE, SE Touring, SL, SL Luxury	Right, Actual OE	CPS0008
Maxima	Engine Camshaft Position Sensor Kit	3.5L	SE, SE Touring, SL, SL Luxury	Left	CPS20508KIT
Maxima	Engine Camshaft Position Sensor Kit	3.5L	SE, SE Touring, SL, SL Luxury	Right	CPS20508KIT
Maxima	Fuel Injection Throttle Body	3.5L	SE, SE Touring, SL, SL Luxury	Gasket, Actual OE	ETB0013
Maxima	Ignition Coil	3.5L	SE, SE Touring, SL, SL Luxury	Actual OE	IGC0006
Maxima	Mass Air Flow Sensor	3.5L	SE, SE Touring, SL, SL Luxury	Housing, Actual OE	MAF0029
Maxima	Mass Air Flow Sensor	3.5L	SE, SE Touring, SL, SL Luxury	w/ OE No. 22680-7S000, No Housing, Actual OE	MAF0031
Maxima	Engine Oil Pump	3.5L	SE, SL	Actual OE, OIL PUMP	OUP0007
Maxima	Power Steering Pump	3.5L	SE, SE Touring, SL, SL Luxury	2 washers, Actual OE	PSP0008
Maxima	Steering Tie Rod	3.5L	SE, SE Touring, SL, SL Luxury	Left Inner, Rack, Actual OE	TRI0005
Maxima	Steering Tie Rod	3.5L	SE, SE Touring, SL, SL Luxury	Right Inner, Rack, Actual OE	TRI0005
Maxima	Engine Variable Valve Timing (VVT) Solenoid	3.5L	SE, SE Touring, SL, SL Luxury	Right, Gasket, Actual OE	VTS0001
Maxima	Engine Variable Valve Timing (VVT) Solenoid	3.5L	SE, SE Touring, SL, SL Luxury	Left, Gasket, Actual OE	VTS0002
Murano	Engine Camshaft Position Sensor	3.5L	S, SE, SL	Left, Actual OE	CPS0005
Murano	Engine Crankshaft Position Sensor	3.5L	S, SE, SL	Actual OE	CPS0006
Murano	Engine Camshaft Position Sensor	3.5L	S, SE, SL	Right, Actual OE	CPS0008
Murano	Engine Camshaft Position Sensor Kit	3.5L	S, SE, SL	Left	CPS20508KIT
Murano	Engine Camshaft Position Sensor Kit	3.5L	S, SE, SL	Right	CPS20508KIT
Murano	Fuel Injection Throttle Body	3.5L	S, SE, SL	Gasket, Actual OE	ETB0013
Murano	Ignition Coil	3.5L	S, SE, SL	Actual OE	IGC0006
Murano	Mass Air Flow Sensor	3.5L	S, SE, SL	Housing, Actual OE	MAF0029

Vehicle	Part Type	Engine Size	Trim	Note(s)	Part Number
<b>2007 Nissan (cont'd)</b>					
Murano	Mass Air Flow Sensor	3.5L	S, SE, SL	w/ OE No. 22680-7S000, No Housing, Actual OE	MAF0031
Murano	Engine Oil Pump	3.5L	S, SE, SL	Actual OE, OIL PUMP	OUP0028
Murano	Rack and Pinion Assembly	3.5L	S, SL	FWD, Actual OE	PSG0003
Murano	Rack and Pinion Assembly	3.5L	S, SE, SL	AWD, Actual OE	PSG0004
Murano	Power Steering Pump	3.5L	S, SE, SL	2 washers, Actual OE	PSP0015
Murano	Engine Variable Valve Timing (VVT) Solenoid	3.5L	S, SE, SL	Right, Gasket, Actual OE	VTS0001
Murano	Engine Variable Valve Timing (VVT) Solenoid	3.5L	S, SE, SL	Left, Gasket, Actual OE	VTS0002
Murano	Engine Water Pump	3.5L	S, SE, SL	To 03/2007, Actual OE	WUP0038
Pathfinder	Alternator	4.0L	S	To 04/2007, Actual OE	ALR0018
Pathfinder	Automatic Transmission Speed Sensor	4.0L	LE, LE Luxury, S, SE, SE Comfort, SE Off-Road, SE Premium	Actual OE	CAS0004
Pathfinder	Engine Camshaft Position Sensor	4.0L	LE, LE Luxury, S, SE, SE Comfort, SE Off-Road, SE Premium	Left, Actual OE	CPS0005
Pathfinder	Engine Camshaft Position Sensor	4.0L	LE, LE Luxury, S, SE, SE Comfort, SE Off-Road, SE Premium	Right, Actual OE	CPS0008
Pathfinder	Engine Camshaft Position Sensor Kit	4.0L	LE, LE Luxury, S, SE, SE Comfort, SE Off-Road, SE Premium	Left	CPS20508KIT
Pathfinder	Engine Camshaft Position Sensor Kit	4.0L	LE, LE Luxury, S, SE, SE Comfort, SE Off-Road, SE Premium	Right	CPS20508KIT
Pathfinder	Ignition Coil	4.0L	LE, LE Luxury, S, SE, SE Comfort, SE Off-Road, SE Premium	Actual OE	IGC0006
Pathfinder	Mass Air Flow Sensor	4.0L	LE, LE Luxury, S, SE, SE Comfort, SE Off-Road, SE Premium	w/ OE No. 22680-7S000, No Housing, Actual OE	MAF0031
Pathfinder	Rack and Pinion Assembly	4.0L	LE, LE Luxury, S, SE, SE Comfort, SE Off-Road, SE Premium	Actual OE	PSG0024
Pathfinder	Steering Tie Rod	4.0L	LE, LE Luxury, S, SE, SE Comfort, SE Off-Road, SE Premium	Left Outer, Actual OE	TRE0005

Vehicle	Part Type	Engine Size	Trim	Note(s)	Part Number
<b>2007 Nissan (cont'd)</b>					
Pathfinder	Steering Tie Rod	4.0L	LE, LE Luxury, S, SE, SE Comfort, SE Off-Road, SE Premium	Right Outer, Actual OE	TRE0006
Pathfinder	Steering Tie Rod	4.0L	LE, LE Luxury, S, SE, SE Comfort, SE Off-Road, SE Premium	Left Inner, Rack, Actual OE	TRI0004
Pathfinder	Steering Tie Rod	4.0L	LE, LE Luxury, S, SE, SE Comfort, SE Off-Road, SE Premium	Right Inner, Rack, Actual OE	TRI0004
Pathfinder	Engine Variable Valve Timing (VVT) Solenoid	4.0L	LE, LE Luxury, S, SE, SE Comfort, SE Off-Road, SE Premium	Right, Gasket, Actual OE	VTS0001
Pathfinder	Engine Variable Valve Timing (VVT) Solenoid	4.0L	LE, LE Luxury, S, SE, SE Comfort, SE Off-Road, SE Premium	Left, Gasket, Actual OE	VTS0002
Pathfinder	Engine Water Pump	4.0L	LE, LE Luxury, S, SE, SE Comfort, SE Off-Road, SE Premium	Actual OE	WUP0003
Quest	Engine Camshaft Position Sensor	3.5L	Base, S, SE, SL	Left, Actual OE	CPS0005
Quest	Engine Camshaft Position Sensor	3.5L	Base, S, SE, SL	Right, Actual OE	CPS0008
Quest	Engine Camshaft Position Sensor Kit	3.5L	Base, S, SE, SL	Left	CPS20508KIT
Quest	Engine Camshaft Position Sensor Kit	3.5L	Base, S, SE, SL	Right	CPS20508KIT
Quest	Fuel Injection Throttle Body	3.5L	Base, S, SE, SL	Gasket, Actual OE	ETB0013
Quest	Ignition Coil	3.5L	Base, S, SE, SL	Actual OE	IGC0006
Quest	Mass Air Flow Sensor	3.5L	Base, S, SE, SL	Housing, Actual OE	MAF0029
Quest	Mass Air Flow Sensor	3.5L	Base, S, SE, SL	w/ OE No. 22680-7S000, No Housing, Actual OE	MAF0031
Quest	Engine Oil Pump	3.5L	Base, S, SE, SL	VQ35DE, Actual OE, OIL PUMP	OUP0007
Quest	Power Steering Pump	3.5L	Base, S, SE, SL	2 washers, Actual OE	PSP0016
Quest	Steering Tie Rod	3.5L	Base, S, SE, SL	Left Outer, Actual OE	TRE0002
Quest	Steering Tie Rod	3.5L	Base, S, SE, SL	Right Outer, Actual OE	TRE0002
Quest	Steering Tie Rod	3.5L	Base, S, SE, SL	Left Inner, Rack, Actual OE	TRI0002
Quest	Steering Tie Rod	3.5L	Base, S, SE, SL	Right Inner, Rack, Actual OE	TRI0002
Quest	Engine Variable Valve Timing (VVT) Solenoid	3.5L	Base, S, SE, SL	Right, Gasket, Actual OE	VTS0001



Vehicle	Part Type	Engine Size	Trim	Note(s)	Part Number
<b>2007 Nissan (cont'd)</b>					
Quest	Engine Variable Valve Timing (VVT) Solenoid	3.5L	Base, S, SE, SL	Left, Gasket, Actual OE	VTS0002
Sentra	Fuel Injection Throttle Body	2.5L	SE-R, SE-R Spec V	Gasket, Actual OE	ETB0004
Sentra	Fuel Injector	2.0L	Base, Custom, Emotion, Premium, S, SL	Actual OE	FIJ0026
Sentra	Ignition Coil	2.5L	SE-R, SE-R Spec V	Boot and Springs, Actual OE	IGC0002
Sentra	Ignition Coil	2.0L	Base, Custom, Emotion, Premium, S, SL		IGC3863-D
Sentra	Mass Air Flow Sensor	2.0L, 2.5L	Base, Custom, Emotion, Premium, S, SE-R, SE-R Spec V, SL	w/ OE No. 22680-7S000, No Housing, Actual OE	MAF0031
Sentra	Engine Oil Pump Cover	2.5L	SE-R, SE-R Spec V	Actual OE	OFC0005
Sentra	Starter Motor	2.0L	Base, S, SL	Actual OE	STR0021
Sentra	Starter Motor	2.0L	Custom, Emotion, Premium	Automatic CVT, Actual OE	STR0021
Sentra	Starter Motor	2.0L	Custom, Emotion, Premium	Manual, Actual OE	STR0021
Sentra	Engine Water Pump	2.5L	SE-R, SE-R Spec V	Gaskets (2), Actual OE	WUP0004
Tiida	Fuel Injector	1.8L	Custom, Emotion, Premium	MEX, Actual OE	FIJ0008
Tiida	Engine Oil Pump	1.8L	Custom, Emotion, Premium	MEX, Actual OE, OIL PUMP	OUP0012
Tiida	Starter Motor	1.8L	Custom, Emotion, Premium	Reman, MEX, Actual OE	STR0021
Tiida	Engine Water Pump	1.8L	Custom, Emotion, Premium	MEX, Gasket, Actual OE	WUP0008
Titan	Automatic Transmission Speed Sensor	5.6L	LE, SE, XE	Actual OE	CAS0004
Titan	Engine Crankshaft Position Sensor	5.6L	LE, SE, XE	Actual OE	CPS0005
Titan	Engine Camshaft Position Sensor	5.6L	LE, SE, XE	Actual OE	CPS0007
Titan	Ignition Coil	5.6L	LE, SE, XE	Actual OE	IGC0001
Titan	Mass Air Flow Sensor	5.6L	LE, SE, XE	w/ OE No. 22680-7S000, No Housing, Actual OE	MAF0031
Titan	Engine Oil Pump	5.6L	LE, SE, XE	Actual OE, OIL PUMP	OUP0010
Titan	Steering Tie Rod	5.6L	LE, SE, XE	Left Outer, Actual OE	TRE0003
Titan	Steering Tie Rod	5.6L	LE, SE, XE	Right Outer, Actual OE	TRE0004

Vehicle	Part Type	Engine Size	Trim	Note(s)	Part Number
<b>2007 Nissan (cont'd)</b>					
Titan	Steering Tie Rod	5.6L	LE, SE, XE	Left Inner, Rack, Actual OE	TRI0003
Titan	Steering Tie Rod	5.6L	LE, SE, XE	Right Inner, Rack, Actual OE	TRI0003
Titan	Engine Variable Valve Timing (VVT) Sprocket	5.6L	LE, SE, XE	Intake (Left), Actual OE	VTG0008
Titan	Engine Variable Valve Timing (VVT) Sprocket	5.6L	LE, SE, XE	Intake (Right), Actual OE	VTG0010
Titan	Engine Variable Valve Timing (VVT) Solenoid	5.6L	LE, SE, XE	Right, Actual OE	VTS0003
Titan	Engine Variable Valve Timing (VVT) Solenoid	5.6L	LE, SE, XE	Left, Actual OE	VTS0006
Titan	Engine Water Pump	5.6L	LE, SE, XE	Gasket, Actual OE	WUP0006
Tsuru	Engine Crankshaft Position Sensor	1.6L	GS I, GS I Special Edition, GS II	MEX, Actual OE, CRANK ANGLE SENSOR	CAS0011
Tsuru	Throttle Position Sensor	1.6L	GS I, GS I Special Edition, GS II	MEX, Actual OE	TPS0003
Urvan	Fuel Injector	2.4L	Base	MEX, Actual OE	FIJ0020
Urvan	Engine Oil Pump	2.4L	Base	MEX, Actual OE, OIL PUMP	OUP0015
Urvan	Air Charge Temperature Sensor	2.4L	Base	MEX, Actual OE	TMS0003
Urvan	Throttle Position Sensor	2.4L	Base	MEX, Actual OE	TPS0003
Versa	Automatic Transmission Speed Sensor	1.8L	S	Output, Hatchback, Automatic, Actual OE	CAS0005
Versa	Automatic Transmission Speed Sensor	1.8L	S	Output, Sedan, Automatic, Actual OE	CAS0005
Versa	Fuel Injector	1.8L	S, SL	Actual OE	FIJ0026
Versa	Ignition Coil	1.8L	S, SL	Boot and Springs, Actual OE	IGC0002
Versa	Mass Air Flow Sensor	1.8L	S, SL	w/ OE No. 22680-7S000, No Housing, Actual OE	MAF0031
Versa	Engine Oil Pump	1.8L	S, SL	Actual OE, OIL PUMP	OUP0012
Versa	Starter Motor	1.8L	S, SL	Actual OE	STR0021
Xterra	Alternator	4.0L	Off-Road, S, SE, X	Actual OE	ALR0018
Xterra	Automatic Transmission Speed Sensor	4.0L	Off-Road, S, SE, X	Automatic, Actual OE	CAS0004

Vehicle	Part Type	Engine Size	Trim	Note(s)	Part Number
<b>2007 Nissan (cont'd)</b>					
Xterra	Engine Camshaft Position Sensor	4.0L	Off-Road, S, SE, X	Left, Actual OE	CPS0005
Xterra	Engine Camshaft Position Sensor	4.0L	Off-Road, S, SE, X	Right, Actual OE	CPS0008
Xterra	Engine Camshaft Position Sensor Kit	4.0L	Off-Road, S, SE, X	Left	CPS20508KIT
Xterra	Engine Camshaft Position Sensor Kit	4.0L	Off-Road, S, SE, X	Right	CPS20508KIT
Xterra	Ignition Coil	4.0L	Off-Road, S, SE, X	Actual OE	IGC0006
Xterra	Mass Air Flow Sensor	4.0L	Off-Road, S, SE, X	w/ OE No. 22680-7S000, No Housing, Actual OE	MAF0031
Xterra	Rack and Pinion Assembly	4.0L	Off-Road, S, SE, X	Actual OE	PSG0024
Xterra	Steering Tie Rod	4.0L	Off-Road, S, SE, X	Left Outer, Actual OE	TRE0005
Xterra	Steering Tie Rod	4.0L	Off-Road, S, SE, X	Right Outer, Actual OE	TRE0006
Xterra	Steering Tie Rod	4.0L	Off-Road, S, SE, X	Left Inner, Rack, Actual OE	TRI0004
Xterra	Steering Tie Rod	4.0L	Off-Road, S, SE, X	Right Inner, Rack, Actual OE	TRI0004
Xterra	Engine Variable Valve Timing (VVT) Sprocket	4.0L	Off-Road, S, SE, X	Intake	VTG0024
Xterra	Engine Variable Valve Timing (VVT) Solenoid	4.0L	Off-Road, S, SE, X	Right, Gasket, Actual OE	VTS0001
Xterra	Engine Variable Valve Timing (VVT) Solenoid	4.0L	Off-Road, S, SE, X	Left, Gasket, Actual OE	VTS0002
Xterra	Engine Water Pump	4.0L	Off-Road, S, SE, X	Actual OE	WUP0003
X-Trail	Fuel Injection Throttle Body	2.5L	4WD, LE, SLX, SLX Special Edition	MEX, Gasket, Actual OE	ETB0004
X-Trail	Engine Oil Pump Cover	2.5L	4WD, LE, SLX, SLX Special Edition	MEX, Actual OE	OFC0003
<b>2008 Nissan</b>					
350Z	Automatic Transmission Speed Sensor	3.5L	Base, Enthusiast, Grand Touring, Touring	Automatic, Actual OE	CAS0004
350Z	Fuel Injection Throttle Body	3.5L	Base, Enthusiast, Grand Touring, Nismo, Touring	Left position, Actual OE	ETB0005
350Z	Fuel Injection Throttle Body	3.5L	Base, Enthusiast, Grand Touring, Nismo, Touring	Right position, Actual OE	ETB0008
350Z	Electric Fuel Pump	3.5L	Base, Enthusiast, Grand Touring, Nismo, Touring	In-Tank, Actual OE, COMPLETE MODULE	FUP0006

Vehicle	Part Type	Engine Size	Trim	Note(s)	Part Number
<b>2008 Nissan (cont'd)</b>					
350Z	Ignition Coil	3.5L	Enthusiast, Grand Touring, Nismo, Touring	Actual OE	IGC0003
350Z	Ignition Coil	3.5L	Base	VQ35DE, Actual OE	IGC0003
350Z	Ignition Coil	3.5L	Base	VQ35HR, Actual OE	IGC0003
350Z	Mass Air Flow Sensor	3.5L	Base	w/ OE No. 22680-7S000, VQ35DE, No Housing, Actual OE	MAF0031
350Z	Mass Air Flow Sensor	3.5L	Base, Enthusiast, Grand Touring, Nismo, Touring	w/ OE No. 22680-7S000, VQ35HR, No Housing, Actual OE	MAF0031
350Z	Engine Variable Valve Timing (VVT) Sprocket	3.5L	Base, Enthusiast, Grand Touring, Nismo, Touring	w/ OE No. 13025-JK20A, Intake	VTG0025
350Z	Engine Variable Valve Timing (VVT) Solenoid	3.5L	Base, Enthusiast, Grand Touring, Nismo, Touring	Left, Actual OE	VTS0003
350Z	Engine Variable Valve Timing (VVT) Solenoid	3.5L	Base, Enthusiast, Grand Touring, Nismo, Touring	Right, Gasket, Actual OE	VTS0005
Altima	Fuel Injection Throttle Body	2.5L	Base, Hybrid, S, SL	Gasket, Actual OE	ETB0004
Altima	Fuel Injection Throttle Body	3.5L	Coupe, S, SE, SL	Actual OE	ETB0014
Altima	Ignition Coil	2.5L	Base, Hybrid, S, SL	Boot and Springs, Actual OE	IGC0002
Altima	Ignition Coil	3.5L	Coupe, S, SE, SL	Actual OE	IGC0003
Altima	Mass Air Flow Sensor	2.5L, 3.5L	Base, Coupe, Hybrid, S, SE, SL	w/ OE No. 22680-7S000, No Housing, Actual OE	MAF0031
Altima	Engine Oil Pump Cover	2.5L	Base, Hybrid, S	Actual OE	OFC0004
Altima	Engine Oil Pump	3.5L	Coupe, S, SE	Coupe, Actual OE, OIL PUMP	OUP0007
Altima	Rack and Pinion Assembly	2.5L	Base, S, SL	GAS, Actual OE	PSG0020
Altima	Rack and Pinion Assembly	3.5L	SL	Sedan, Actual OE	PSG0020
Altima	Rack and Pinion Assembly	3.5L	S, SE	Sedan, Actual OE	PSG0021
Altima	Rack and Pinion Assembly	3.5L	Coupe, S, SE	To 07/2008, Coupe, Actual OE	PSG0021
Altima	Rack and Pinion Assembly	3.5L	Coupe, S, SE	From 07/2008, Coupe, Actual OE	PSG0022
Altima	Power Steering Pump	2.5L	Base, Hybrid, S, SL	2 washers, Actual OE	PSP0001

Vehicle	Part Type	Engine Size	Trim	Note(s)	Part Number
<b>2008 Nissan (cont'd)</b>					
Altima	Power Steering Pump	3.5L	Coupe, S, SE, SL	2 washers, Actual OE	PSP0026
Altima	Steering Tie Rod	3.5L	Coupe, S, SE, SL	Right Outer, Actual OE	TRE0007
Altima	Steering Tie Rod	2.5L	Base, S, SL	Right Outer, GAS, Actual OE	TRE0007
Altima	Steering Tie Rod	3.5L	Coupe, S, SE, SL	Left Outer, Actual OE	TRE0008
Altima	Steering Tie Rod	2.5L	Base, S, SL	Left Outer, GAS, Actual OE	TRE0008
Altima	Steering Tie Rod	2.5L, 3.5L	S, SE	Left Inner, GAS, Rack, Coupe, CL32, Actual OE	TRI0006
Altima	Steering Tie Rod	2.5L, 3.5L	S, SE	Left Inner, GAS, Rack, Coupe, L32, Actual OE	TRI0006
Altima	Steering Tie Rod	2.5L, 3.5L	Base, S, SE, SL	Left Inner, GAS, Rack, Sedan, L32, Actual OE	TRI0006
Altima	Steering Tie Rod	2.5L, 3.5L	S, SE	Right Inner, GAS, Rack, Coupe, CL32, Actual OE	TRI0006
Altima	Steering Tie Rod	2.5L, 3.5L	S, SE	Right Inner, GAS, Rack, Coupe, L32, Actual OE	TRI0006
Altima	Steering Tie Rod	2.5L, 3.5L	Base, S, SE, SL	Right Inner, GAS, Rack, Sedan, L32, Actual OE	TRI0006
Altima	Engine Variable Valve Timing (VVT) Sprocket	3.5L	Coupe, S, SE, SL	w/ OE No. 13025-JA10A, Intake	VTG0025
Altima	Engine Variable Valve Timing (VVT) Solenoid	3.5L	Coupe, S, SE, SL	Left, Actual OE	VTS0003
Altima	Engine Variable Valve Timing (VVT) Solenoid	3.5L	Coupe, S, SE, SL	Right, Gasket, Actual OE	VTS0010
Altima	Engine Water Pump	2.5L	SL	GAS, Sedan, Gaskets (2), Actual OE	WUP0004
Altima	Engine Water Pump	2.5L	Base, Hybrid, S	Gaskets (2), Actual OE	WUP0004
Armada	Automatic Transmission Speed Sensor	5.6L	LE, SE	Actual OE	CAS0004
Armada	Engine Crankshaft Position Sensor	5.6L	LE, SE	Actual OE	CPS0005
Armada	Engine Camshaft Position Sensor	5.6L	LE, SE	Actual OE	CPS0007
Armada	Ignition Coil	5.6L	LE, SE	Actual OE	IGC0001

Vehicle	Part Type	Engine Size	Trim	Note(s)	Part Number
<b>2008 Nissan (cont'd)</b>					
Armada	Mass Air Flow Sensor	5.6L	LE, SE	w/ OE No. 22680-7S000, No Housing, Actual OE	MAF0031
Armada	Engine Oil Pump	5.6L	LE, SE	Actual OE, OIL PUMP	OUP0010
Armada	Steering Tie Rod	5.6L	LE, SE	Left Outer, Actual OE	TRE0003
Armada	Steering Tie Rod	5.6L	LE, SE	Right Outer, Actual OE	TRE0004
Armada	Steering Tie Rod	5.6L	LE, SE	Left Inner, Rack, Actual OE	TRI0003
Armada	Steering Tie Rod	5.6L	LE, SE	Right Inner, Rack, Actual OE	TRI0003
Armada	Engine Variable Valve Timing (VVT) Sprocket	5.6L	LE, SE	Intake (Left), Actual OE	VTG0008
Armada	Engine Variable Valve Timing (VVT) Sprocket	5.6L	LE, SE	Intake (Right), Actual OE	VTG0010
Armada	Engine Variable Valve Timing (VVT) Solenoid	5.6L	LE, SE	Right, Actual OE	VTS0003
Armada	Engine Variable Valve Timing (VVT) Solenoid	5.6L	LE, SE	Left, Actual OE	VTS0006
Armada	Engine Water Pump	5.6L	LE, SE	Gasket, Actual OE	WUP0006
Frontier	Idle Air Control Valve	2.4L, 4.0L	SE	MEX, Gasket, Actual OE	ABV0073
Frontier	Alternator	2.5L	SE, XE	Actual OE	ALR0017
Frontier	Automatic Transmission Speed Sensor	2.5L, 4.0L	LE, Nismo Off-Road, SE	Automatic, Actual OE	CAS0004
Frontier	Engine Camshaft Position Sensor	2.5L	SE, XE	Actual OE	CPS0003
Frontier	Engine Camshaft Position Sensor	4.0L	LE, Nismo Off-Road, SE	Left, Actual OE	CPS0005
Frontier	Engine Camshaft Position Sensor	4.0L	LE, Nismo Off-Road, SE	Right, Actual OE	CPS0008
Frontier	Engine Crankshaft Position Sensor	4.0L	LE, Nismo Off-Road, SE	Actual OE	CPS0017
Frontier	Engine Camshaft Position Sensor Kit	4.0L	LE, Nismo Off-Road, SE	Left	CPS20508KIT
Frontier	Engine Camshaft Position Sensor Kit	4.0L	LE, Nismo Off-Road, SE	Right	CPS20508KIT
Frontier	Fuel Injector	2.4L, 4.0L	SE	MEX, Actual OE	FIJ0007
Frontier	Ignition Coil	4.0L	LE, Nismo Off-Road, SE	Actual OE	IGC0006
Frontier	Ignition Coil	2.5L	SE, XE	Actual OE	IGC0011

Vehicle	Part Type	Engine Size	Trim	Note(s)	Part Number
<b>2008 Nissan (cont'd)</b>					
Frontier	Mass Air Flow Sensor	2.4L	SE	No Housing, Actual OE	MAF0031
Frontier	Mass Air Flow Sensor	2.5L, 4.0L	LE, Nismo Off-Road, SE, XE	w/ OE No. 22680-7S000, No Housing, Actual OE	MAF0031
Frontier	Rack and Pinion Assembly	2.5L, 4.0L	LE, Nismo Off-Road, SE, XE	Actual OE	PSG0024
Frontier	Power Steering Pump	2.5L	SE, XE	2 washers, Actual OE	PSP0035
Frontier	Throttle Position Sensor	2.4L, 4.0L	SE	MEX, Actual OE	TPS0005
Frontier	Steering Tie Rod	2.5L, 4.0L	LE, Nismo Off-Road, SE, XE	Left Outer, Actual OE	TRE0005
Frontier	Steering Tie Rod	2.5L, 4.0L	LE, Nismo Off-Road, SE, XE	Right Outer, Actual OE	TRE0006
Frontier	Steering Tie Rod	2.5L, 4.0L	LE, Nismo Off-Road, SE, XE	Left Inner, Rack, Actual OE	TRI0004
Frontier	Steering Tie Rod	2.5L, 4.0L	LE, Nismo Off-Road, SE, XE	Right Inner, Rack, Actual OE	TRI0004
Frontier	Engine Variable Valve Timing (VVT) Solenoid	4.0L	LE, Nismo Off-Road, SE	Right, Gasket, Actual OE	VTS0001
Frontier	Engine Variable Valve Timing (VVT) Solenoid	4.0L	LE, Nismo Off-Road, SE	Left, Gasket, Actual OE	VTS0002
Frontier	Engine Variable Valve Timing (VVT) Solenoid	2.5L	SE, XE	Actual OE	VTS0003
Maxima	Engine Crankshaft Position Sensor	3.5L	SE, SE Touring, SL	Actual OE, CRANK POSITION SENSOR	CPS0004
Maxima	Engine Camshaft Position Sensor	3.5L	SE, SE Touring, SL	Left, Actual OE	CPS0005
Maxima	Engine Crankshaft Position Sensor	3.5L	SE, SE Touring, SL	Actual OE	CPS0006
Maxima	Engine Camshaft Position Sensor	3.5L	SE, SE Touring, SL	Right, Actual OE	CPS0008
Maxima	Engine Camshaft Position Sensor Kit	3.5L	SE, SE Touring, SL	Left	CPS20508KIT
Maxima	Engine Camshaft Position Sensor Kit	3.5L	SE, SE Touring, SL	Right	CPS20508KIT
Maxima	Fuel Injection Throttle Body	3.5L	SE, SE Touring, SL	Gasket, Actual OE	ETB0013
Maxima	Ignition Coil	3.5L	SE, SE Touring, SL	Actual OE	IGC0006
Maxima	Mass Air Flow Sensor	3.5L	SE, SE Touring, SL	Housing, Actual OE	MAF0029
Maxima	Mass Air Flow Sensor	3.5L	SE, SE Touring, SL	w/ OE No. 22680-7S000, No Housing, Actual OE	MAF0031

Vehicle	Part Type	Engine Size	Trim	Note(s)	Part Number
<b>2008 Nissan (cont'd)</b>					
Maxima	Engine Oil Pump	3.5L	SE, SL	Actual OE, OIL PUMP	OUP0007
Maxima	Power Steering Pump	3.5L	SE, SE Touring, SL	2 washers, Actual OE	PSP0008
Maxima	Steering Tie Rod	3.5L	SE, SE Touring, SL	Left Inner, Rack, Actual OE	TRI0005
Maxima	Steering Tie Rod	3.5L	SE, SE Touring, SL	Right Inner, Rack, Actual OE	TRI0005
Maxima	Engine Variable Valve Timing (VVT) Solenoid	3.5L	SE, SE Touring, SL	Right, Gasket, Actual OE	VTS0001
Maxima	Engine Variable Valve Timing (VVT) Solenoid	3.5L	SE, SE Touring, SL	Left, Gasket, Actual OE	VTS0002
Murano	Ignition Coil	3.5L	S, SE, SL	MEX, Actual OE	IGC0003
Murano	Mass Air Flow Sensor	3.5L	S, SE, SL	No Housing, Actual OE	MAF0031
Murano	Engine Oil Pump	3.5L	S, SE, SL	Actual OE, OIL PUMP	OUP0028
Murano	Power Steering Pump	3.5L	S, SE, SL	2 washers, Actual OE	PSP0019
Pathfinder	Automatic Transmission Speed Sensor	4.0L, 5.6L	LE, LE Luxury, S, SE, SE Comfort, SE Off-Road, SE Premium	Actual OE	CAS0004
Pathfinder	Engine Crankshaft Position Sensor	5.6L	LE, SE	Actual OE	CPS0005
Pathfinder	Engine Camshaft Position Sensor	4.0L	LE, LE Luxury, S, SE, SE Comfort, SE Off-Road, SE Premium	Left, Actual OE	CPS0005
Pathfinder	Engine Camshaft Position Sensor	5.6L	LE, SE	Actual OE	CPS0007
Pathfinder	Engine Camshaft Position Sensor	4.0L	LE, LE Luxury, S, SE, SE Comfort, SE Off-Road, SE Premium	Right, Actual OE	CPS0008
Pathfinder	Engine Crankshaft Position Sensor	4.0L	LE, LE Luxury, S, SE, SE Comfort, SE Off-Road, SE Premium	Actual OE	CPS0017
Pathfinder	Engine Camshaft Position Sensor Kit	4.0L	LE, LE Luxury, S, SE, SE Comfort, SE Off-Road, SE Premium	Left	CPS20508KIT
Pathfinder	Engine Camshaft Position Sensor Kit	4.0L	LE, LE Luxury, S, SE, SE Comfort, SE Off-Road, SE Premium	Right	CPS20508KIT
Pathfinder	Ignition Coil	5.6L	LE, SE	Actual OE	IGC0001
Pathfinder	Ignition Coil	4.0L	LE, LE Luxury, S, SE, SE Comfort, SE Off-Road, SE Premium	Actual OE	IGC0006
Pathfinder	Mass Air Flow Sensor	4.0L, 5.6L	LE, LE Luxury, S, SE, SE Comfort, SE Off-Road, SE Premium	w/ OE No. 22680-7S000, No Housing, Actual OE	MAF0031



Vehicle	Part Type	Engine Size	Trim	Note(s)	Part Number
<b>2008 Nissan (cont'd)</b>					
Pathfinder	Engine Oil Pump	5.6L	LE, SE	Actual OE, OIL PUMP	OUP0010
Pathfinder	Rack and Pinion Assembly	4.0L, 5.6L	LE, LE Luxury, S, SE, SE Comfort, SE Off-Road, SE Premium	Actual OE	PSG0024
Pathfinder	Steering Tie Rod	4.0L, 5.6L	LE, LE Luxury, S, SE, SE Comfort, SE Off-Road, SE Premium	Left Outer, Actual OE	TRE0005
Pathfinder	Steering Tie Rod	4.0L, 5.6L	LE, LE Luxury, S, SE, SE Comfort, SE Off-Road, SE Premium	Right Outer, Actual OE	TRE0006
Pathfinder	Steering Tie Rod	4.0L, 5.6L	LE, LE Luxury, S, SE, SE Comfort, SE Off-Road, SE Premium	Left Inner, Rack, Actual OE	TRI0004
Pathfinder	Steering Tie Rod	4.0L, 5.6L	LE, LE Luxury, S, SE, SE Comfort, SE Off-Road, SE Premium	Right Inner, Rack, Actual OE	TRI0004
Pathfinder	Engine Variable Valve Timing (VVT) Sprocket	5.6L	LE, SE	Intake (Left), Actual OE	VTG0008
Pathfinder	Engine Variable Valve Timing (VVT) Sprocket	5.6L	LE, SE	Intake (Right), Actual OE	VTG0010
Pathfinder	Engine Variable Valve Timing (VVT) Solenoid	4.0L	LE, LE Luxury, S, SE, SE Comfort, SE Off-Road, SE Premium	Right, Gasket, Actual OE	VTS0001
Pathfinder	Engine Variable Valve Timing (VVT) Solenoid	4.0L	LE, LE Luxury, S, SE, SE Comfort, SE Off-Road, SE Premium	Left, Gasket, Actual OE	VTS0002
Pathfinder	Engine Variable Valve Timing (VVT) Solenoid	5.6L	LE, SE	Right, Actual OE	VTS0003
Pathfinder	Engine Variable Valve Timing (VVT) Solenoid	5.6L	LE, SE	Left, Actual OE	VTS0006
Pathfinder	Engine Water Pump	5.6L	LE, SE	Gasket, Actual OE	WUP0006
Quest	Engine Camshaft Position Sensor	3.5L	Base, S, SE, SL	Left, Actual OE	CPS0005
Quest	Engine Camshaft Position Sensor	3.5L	Base, S, SE, SL	Right, Actual OE	CPS0008
Quest	Engine Camshaft Position Sensor Kit	3.5L	Base, S, SE, SL	Left	CPS20508KIT
Quest	Engine Camshaft Position Sensor Kit	3.5L	Base, S, SE, SL	Right	CPS20508KIT
Quest	Fuel Injection Throttle Body	3.5L	Base, S, SE, SL	Gasket, Actual OE	ETB0013
Quest	Ignition Coil	3.5L	Base, S, SE, SL	Actual OE	IGC0006
Quest	Mass Air Flow Sensor	3.5L	Base, S, SE, SL	Housing, Actual OE	MAF0029

Vehicle	Part Type	Engine Size	Trim	Note(s)	Part Number
<b>2008 Nissan (cont'd)</b>					
Quest	Mass Air Flow Sensor	3.5L	Base, S, SE, SL	w/ OE No. 22680-7S000, No Housing, Actual OE	MAF0031
Quest	Power Steering Pump	3.5L	Base, S, SE, SL	2 washers, Actual OE	PSP0016
Quest	Steering Tie Rod	3.5L	Base, S, SE, SL	Left Outer, Actual OE	TRE0002
Quest	Steering Tie Rod	3.5L	Base, S, SE, SL	Right Outer, Actual OE	TRE0002
Quest	Steering Tie Rod	3.5L	Base, S, SE, SL	Left Inner, Rack, Actual OE	TRI0002
Quest	Steering Tie Rod	3.5L	Base, S, SE, SL	Right Inner, Rack, Actual OE	TRI0002
Quest	Engine Variable Valve Timing (VVT) Solenoid	3.5L	Base, S, SE, SL	Right, Gasket, Actual OE	VTS0001
Quest	Engine Variable Valve Timing (VVT) Solenoid	3.5L	Base, S, SE, SL	Left, Gasket, Actual OE	VTS0002
Rogue	Alternator	2.5L	S, SL	Actual OE	ALR0055
Rogue	Fuel Injection Throttle Body	2.5L	S, SL	Gasket, Actual OE	ETB0004
Rogue	Ignition Coil	2.5L	S, SL	Boot and Springs, Actual OE	IGC0002
Rogue	Mass Air Flow Sensor	2.5L	S, SL	w/ OE No. 22680-7S000, No Housing, Actual OE	MAF0031
Rogue	Engine Oil Pump Cover	2.5L	S, SL	Actual OE	OFC0005
Rogue	Engine Water Pump	2.5L	S, SL	Gasket, Actual OE	WUP0035
Sentra	Fuel Injection Throttle Body	2.5L	SE-R, SE-R Spec V	Gasket, Actual OE	ETB0004
Sentra	Fuel Injector	2.0L	Base, Custom, Emotion, Luxury, Premium, S, SL	Actual OE	FIJ0026
Sentra	Ignition Coil	2.5L	SE-R, SE-R Spec V	Boot and Springs, Actual OE	IGC0002
Sentra	Ignition Coil	2.0L	Base, Custom, Emotion, Luxury, Premium, S, SL		IGC3863-D
Sentra	Mass Air Flow Sensor	2.0L, 2.5L	Base, Custom, Emotion, Luxury, Premium, S, SE-R, SE-R Spec V, SL	w/ OE No. 22680-7S000, No Housing, Actual OE	MAF0031
Sentra	Engine Oil Pump Cover	2.5L	SE-R, SE-R Spec V	Actual OE	OFC0005
Sentra	Starter Motor	2.0L	Base, S, SL	Actual OE	STR0021
Sentra	Starter Motor	2.0L	Custom, Emotion, Luxury, Premium	Automatic CVT, Actual OE	STR0021

Vehicle	Part Type	Engine Size	Trim	Note(s)	Part Number
<b>2008 Nissan (cont'd)</b>					
Sentra	Starter Motor	2.0L	Custom, Emotion, Premium	Manual, Actual OE	STR0021
Sentra	Engine Water Pump	2.5L	SE-R, SE-R Spec V	Gaskets (2), Actual OE	WUP0004
Tiida	Fuel Injector	1.8L	Custom, Emotion, Premium, Sport	MEX, Actual OE	FIJ0008
Tiida	Engine Oil Pump	1.8L	Custom, Emotion, Premium, Sport	MEX, Actual OE, OIL PUMP	OUP0012
Tiida	Starter Motor	1.8L	Custom, Emotion, Premium, Sport	Reman, MEX, Actual OE	STR0021
Tiida	Engine Water Pump	1.8L	Custom, Emotion, Premium, Sport	MEX, Gasket, Actual OE	WUP0008
Titan	Automatic Transmission Speed Sensor	5.6L	LE, PRO-4X, SE, XE	Actual OE	CAS0004
Titan	Engine Crankshaft Position Sensor	5.6L	LE, PRO-4X, SE, XE	Actual OE	CPS0005
Titan	Engine Camshaft Position Sensor	5.6L	LE, PRO-4X, SE, XE	Actual OE	CPS0007
Titan	Ignition Coil	5.6L	LE, PRO-4X, SE, XE	Actual OE	IGC0001
Titan	Mass Air Flow Sensor	5.6L	LE, PRO-4X, SE, XE	w/ OE No. 22680-7S000, No Housing, Actual OE	MAF0031
Titan	Engine Oil Pump	5.6L	LE, PRO-4X, SE, XE	Actual OE, OIL PUMP	OUP0010
Titan	Steering Tie Rod	5.6L	LE, PRO-4X, SE, XE	Left Outer, Actual OE	TRE0003
Titan	Steering Tie Rod	5.6L	LE, PRO-4X, SE, XE	Right Outer, Actual OE	TRE0004
Titan	Steering Tie Rod	5.6L	LE, PRO-4X, SE, XE	Left Inner, Rack, Actual OE	TRI0003
Titan	Steering Tie Rod	5.6L	LE, PRO-4X, SE, XE	Right Inner, Rack, Actual OE	TRI0003
Titan	Engine Variable Valve Timing (VVT) Sprocket	5.6L	LE, PRO-4X, SE, XE	Intake (Left), Actual OE	VTG0008
Titan	Engine Variable Valve Timing (VVT) Sprocket	5.6L	LE, PRO-4X, SE, XE	Intake (Right), Actual OE	VTG0010
Titan	Engine Variable Valve Timing (VVT) Solenoid	5.6L	LE, PRO-4X, SE, XE	Right, Actual OE	VTS0003
Titan	Engine Variable Valve Timing (VVT) Solenoid	5.6L	LE, PRO-4X, SE, XE	Left, Actual OE	VTS0006
Titan	Engine Water Pump	5.6L	LE, PRO-4X, SE, XE	Gasket, Actual OE	WUP0006
Tsuru	Engine Crankshaft Position Sensor	1.6L	GS I, GS II	MEX, Actual OE, CRANK ANGLE SENSOR	CAS0011

Vehicle	Part Type	Engine Size	Trim	Note(s)	Part Number
<b>2008 Nissan (cont'd)</b>					
Tsuru	Throttle Position Sensor	1.6L	GS I, GS II	MEX, Actual OE	TPS0003
Versa	Automatic Transmission Speed Sensor	1.8L	S	Output, Hatchback, Automatic, Actual OE	CAS0005
Versa	Automatic Transmission Speed Sensor	1.8L	S	Output, Sedan, Automatic, Actual OE	CAS0005
Versa	Fuel Injector	1.8L	S, SL	Actual OE	FIJ0026
Versa	Ignition Coil	1.8L	S, SL	Boot and Springs, Actual OE	IGC0002
Versa	Mass Air Flow Sensor	1.8L	S, SL	w/ OE No. 22680-7S000, No Housing, Actual OE	MAF0031
Versa	Engine Oil Pump	1.8L	S, SL	Actual OE, OIL PUMP	OUP0012
Versa	Starter Motor	1.8L	S, SL	Actual OE	STR0021
Xterra	Automatic Transmission Speed Sensor	4.0L	Off-Road, S, SE, X	Automatic, Actual OE	CAS0004
Xterra	Engine Camshaft Position Sensor	4.0L	Off-Road, S, SE, X	Left, Actual OE	CPS0005
Xterra	Engine Camshaft Position Sensor	4.0L	Off-Road, S, SE, X	Right, Actual OE	CPS0008
Xterra	Engine Crankshaft Position Sensor	4.0L	Off-Road, S, SE, X	Actual OE	CPS0017
Xterra	Engine Camshaft Position Sensor Kit	4.0L	Off-Road, S, SE, X	Left	CPS20508KIT
Xterra	Engine Camshaft Position Sensor Kit	4.0L	Off-Road, S, SE, X	Right	CPS20508KIT
Xterra	Ignition Coil	4.0L	Off-Road, S, SE, X	Actual OE	IGC0006
Xterra	Mass Air Flow Sensor	4.0L	Off-Road, S, SE, X	w/ OE No. 22680-7S000, No Housing, Actual OE	MAF0031
Xterra	Rack and Pinion Assembly	4.0L	Off-Road, S, SE, X	Actual OE	PSG0024
Xterra	Steering Tie Rod	4.0L	Off-Road, S, SE, X	Left Outer, Actual OE	TRE0005
Xterra	Steering Tie Rod	4.0L	Off-Road, S, SE, X	Right Outer, Actual OE	TRE0006
Xterra	Steering Tie Rod	4.0L	Off-Road, S, SE, X	Left Inner, Rack, Actual OE	TRI0004
Xterra	Steering Tie Rod	4.0L	Off-Road, S, SE, X	Right Inner, Rack, Actual OE	TRI0004
Xterra	Engine Variable Valve Timing (VVT) Solenoid	4.0L	Off-Road, S, SE, X	Right, Gasket, Actual OE	VTS0001

Vehicle	Part Type	Engine Size	Trim	Note(s)	Part Number
<b>2008 Nissan (cont'd)</b>					
Xterra	Engine Variable Valve Timing (VVT) Solenoid	4.0L	Off-Road, S, SE, X	Left, Gasket, Actual OE	VTS0002
X-Trail	Fuel Injection Throttle Body	2.5L	4WD, LE, SLX	MEX, Gasket, Actual OE	ETB0004
<b>2009 Nissan</b>					
350Z	Automatic Transmission Speed Sensor	3.5L	Enthusiast, Grand Touring, Touring	Automatic, Actual OE	CAS0004
350Z	Fuel Injection Throttle Body	3.5L	Enthusiast, Grand Touring, Touring	Left position, Actual OE	ETB0005
350Z	Fuel Injection Throttle Body	3.5L	Enthusiast, Grand Touring, Touring	Right position, Actual OE	ETB0008
350Z	Electric Fuel Pump	3.5L	Enthusiast, Grand Touring, Touring	In-Tank, Actual OE, COMPLETE MODULE	FUP0006
350Z	Ignition Coil	3.5L	Enthusiast, Grand Touring, Touring	Actual OE	IGC0003
350Z	Mass Air Flow Sensor	3.5L	Enthusiast, Grand Touring, Touring	w/ OE No. 22680-7S000, No Housing, Actual OE	MAF0031
350Z	Engine Variable Valve Timing (VVT) Sprocket	3.5L	Enthusiast, Grand Touring, Touring	w/ OE No. 13025-JK20A, Intake	VTG0025
350Z	Engine Variable Valve Timing (VVT) Solenoid	3.5L	Enthusiast, Grand Touring, Touring	Left, Actual OE	VTS0003
350Z	Engine Variable Valve Timing (VVT) Solenoid	3.5L	Enthusiast, Grand Touring, Touring	Right, Gasket, Actual OE	VTS0005
370Z	Automatic Transmission Speed Sensor	3.7L	Base, Touring	Automatic, Actual OE	CAS0004
370Z	Fuel Injection Throttle Body	3.7L	Base, Nismo, Touring	Left position, Actual OE	ETB0005
370Z	Fuel Injection Throttle Body	3.7L	Base, Nismo, Touring	Right position, Actual OE	ETB0008
370Z	Ignition Coil	3.7L	Touring	Actual OE	IGC0078
370Z	Ignition Coil	3.7L	Base, Nismo	From 0811 - FXE22HR11, Actual OE	IGC0078
370Z	Mass Air Flow Sensor	3.7L	Base, Nismo, Touring	w/ OE No. 22680-7S000, No Housing, Actual OE	MAF0031
370Z	Manifold Absolute Pressure Sensor	3.7L	Base, Nismo, Touring	Engine Cover, Front, Actual OE	PRS0002
370Z	Manifold Absolute Pressure Sensor	3.7L	Base, Nismo, Touring	Air Power Booster, Front, Actual OE	PRS0003

Vehicle	Part Type	Engine Size	Trim	Note(s)	Part Number
<b>2009 Nissan (cont'd)</b>					
370Z	Power Steering Pump	3.7L	Base, Nismo, Touring	2 washers, Actual OE	PSP0033
370Z	Starter Motor	3.7L	Base, Nismo, Touring	Actual OE	STR0063
370Z	Engine Variable Valve Timing (VVT) Sprocket	3.7L	Base, Nismo, Touring	Intake (Right), Actual OE	VTG0006
370Z	Engine Variable Valve Timing (VVT) Sprocket	3.7L	Base, Nismo, Touring	Intake (Left), Actual OE	VTG0011
370Z	Engine Variable Valve Timing (VVT) Solenoid	3.7L	Base, Nismo, Touring	Left, Actual OE	VTS0003
370Z	Engine Variable Valve Timing (VVT) Solenoid	3.7L	Base, Nismo, Touring	Right, Gasket, Actual OE	VTS0005
Altima	Fuel Injection Throttle Body	2.5L	Base, Hybrid, S	Gasket, Actual OE	ETB0004
Altima	Fuel Injection Throttle Body	3.5L	Coupe, SE, SL	Actual OE	ETB0014
Altima	Ignition Coil	2.5L	Base, Hybrid, S	Boot and Springs, Actual OE	IGC0002
Altima	Ignition Coil	3.5L	Coupe, SE, SL	Actual OE	IGC0003
Altima	Mass Air Flow Sensor	2.5L, 3.5L	Base, Coupe, Hybrid, S, SE, SL	w/ OE No. 22680-7S000, No Housing, Actual OE	MAF0031
Altima	Engine Oil Pump Cover	2.5L	Base, Hybrid, S	Actual OE	OFC0004
Altima	Rack and Pinion Assembly	2.5L	Base, S	GAS, Actual OE	PSG0020
Altima	Rack and Pinion Assembly	3.5L	SL	Sedan, Actual OE	PSG0020
Altima	Rack and Pinion Assembly	3.5L	SE	Sedan, Actual OE	PSG0021
Altima	Rack and Pinion Assembly	3.5L	Coupe, SE	Coupe, Actual OE	PSG0022
Altima	Power Steering Pump	2.5L	Base, Hybrid, S	2 washers, Actual OE	PSP0001
Altima	Power Steering Pump	3.5L	Coupe, SE, SL	2 washers, Actual OE	PSP0026
Altima	Steering Tie Rod	3.5L	Coupe, SE, SL	Right Outer, Actual OE	TRE0007
Altima	Steering Tie Rod	2.5L	Base, S	Right Outer, GAS, Actual OE	TRE0007
Altima	Steering Tie Rod	3.5L	Coupe, SE, SL	Left Outer, Actual OE	TRE0008
Altima	Steering Tie Rod	2.5L	Base, S	Left Outer, GAS, Actual OE	TRE0008

Vehicle	Part Type	Engine Size	Trim	Note(s)	Part Number
<b>2009 Nissan (cont'd)</b>					
Altima	Steering Tie Rod	2.5L, 3.5L	S, SE	Left Inner, GAS, Rack, Coupe, CL32, Actual OE	TRI0006
Altima	Steering Tie Rod	2.5L, 3.5L	S, SE	Left Inner, GAS, Rack, Coupe, L32, Actual OE	TRI0006
Altima	Steering Tie Rod	2.5L, 3.5L	Base, S, SE, SL	Left Inner, GAS, Rack, Sedan, L32, Actual OE	TRI0006
Altima	Steering Tie Rod	2.5L, 3.5L	S, SE	Right Inner, GAS, Rack, Coupe, CL32, Actual OE	TRI0006
Altima	Steering Tie Rod	2.5L, 3.5L	S, SE	Right Inner, GAS, Rack, Coupe, L32, Actual OE	TRI0006
Altima	Steering Tie Rod	2.5L, 3.5L	Base, S, SE, SL	Right Inner, GAS, Rack, Sedan, L32, Actual OE	TRI0006
Altima	Engine Variable Valve Timing (VVT) Sprocket	3.5L	Coupe, SE, SL	w/ OE No. 13025-JK20A, Intake	VTG0025
Altima	Engine Variable Valve Timing (VVT) Solenoid	3.5L	Coupe, SE, SL	Left, Actual OE	VTS0003
Altima	Engine Variable Valve Timing (VVT) Solenoid	3.5L	Coupe, SE, SL	Right, Gasket, Actual OE	VTS0010
Altima	Engine Water Pump	2.5L	Base, Hybrid, S	Gaskets (2), Actual OE	WUP0004
Armada	Automatic Transmission Speed Sensor	5.6L	LE, SE	Actual OE	CAS0004
Armada	Engine Crankshaft Position Sensor	5.6L	LE, SE	Actual OE	CPS0005
Armada	Engine Camshaft Position Sensor	5.6L	LE, SE	Actual OE	CPS0007
Armada	Ignition Coil	5.6L	LE, SE	Actual OE	IGC0001
Armada	Mass Air Flow Sensor	5.6L	LE, SE	w/ OE No. 22680-7S000, No Housing, Actual OE	MAF0031
Armada	Engine Oil Pump	5.6L	LE, SE	Actual OE, OIL PUMP	OUP0010
Armada	Steering Tie Rod	5.6L	LE, SE	Left Outer, Actual OE	TRE0003
Armada	Steering Tie Rod	5.6L	LE, SE	Right Outer, Actual OE	TRE0004
Armada	Steering Tie Rod	5.6L	LE, SE	Left Inner, Rack, Actual OE	TRI0003
Armada	Steering Tie Rod	5.6L	LE, SE	Right Inner, Rack, Actual OE	TRI0003

Vehicle	Part Type	Engine Size	Trim	Note(s)	Part Number
<b>2009 Nissan (cont'd)</b>					
Armada	Engine Variable Valve Timing (VVT) Sprocket	5.6L	LE, SE	Intake (Left), Actual OE	VTG0008
Armada	Engine Variable Valve Timing (VVT) Sprocket	5.6L	LE, SE	Intake (Right), Actual OE	VTG0010
Armada	Engine Variable Valve Timing (VVT) Solenoid	5.6L	LE, SE	Right, Actual OE	VTS0003
Armada	Engine Variable Valve Timing (VVT) Solenoid	5.6L	LE, SE	Left, Actual OE	VTS0006
Armada	Engine Water Pump	5.6L	LE, SE	Gasket, Actual OE	WUP0006
Cube	Fuel Injector	1.8L	Base, Krom, S, SL	Actual OE	FIJ0026
Cube	Ignition Coil	1.8L	Base, Krom, S, SL	Boot and Springs, Actual OE	IGC0002
Cube	Mass Air Flow Sensor	1.8L	Base, Krom, S, SL	w/ OE No. 22680-7S000, No Housing, Actual OE	MAF0031
Cube	Starter Motor	1.8L	Base, Krom, S, SL	Actual OE	STR0021
Frontier	Alternator	2.5L	SE, XE	Actual OE	ALR0017
Frontier	Automatic Transmission Speed Sensor	2.5L, 4.0L	LE, PRO-4X, SE, XE	Automatic, Actual OE	CAS0004
Frontier	Engine Camshaft Position Sensor	2.5L	SE, XE	Actual OE	CPS0003
Frontier	Engine Camshaft Position Sensor	4.0L	LE, PRO-4X, SE	Left, Actual OE	CPS0005
Frontier	Engine Camshaft Position Sensor	4.0L	LE, PRO-4X, SE	Right, Actual OE	CPS0008
Frontier	Engine Crankshaft Position Sensor	4.0L	LE, PRO-4X, SE	Actual OE	CPS0017
Frontier	Engine Camshaft Position Sensor Kit	4.0L	LE, PRO-4X, SE	Left	CPS20508KIT
Frontier	Engine Camshaft Position Sensor Kit	4.0L	LE, PRO-4X, SE	Right	CPS20508KIT
Frontier	Ignition Coil	4.0L	LE, PRO-4X, SE	Actual OE	IGC0006
Frontier	Ignition Coil	2.5L	SE, XE	Actual OE	IGC0011
Frontier	Mass Air Flow Sensor	2.5L, 4.0L	LE, PRO-4X, SE, XE	w/ OE No. 22680-7S000, No Housing, Actual OE	MAF0031
Frontier	Rack and Pinion Assembly	2.5L, 4.0L	LE, PRO-4X, SE, XE	Actual OE	PSG0024
Frontier	Power Steering Pump	4.0L	LE, PRO-4X, SE	From 08/2009, 2 washers, Actual OE	PSP0003



Vehicle	Part Type	Engine Size	Trim	Note(s)	Part Number
<b>2009 Nissan (cont'd)</b>					
Frontier	Power Steering Pump	2.5L	SE, XE	2 washers, Actual OE	PSP0035
Frontier	Steering Tie Rod	2.5L, 4.0L	LE, PRO-4X, SE, XE	Left Outer, Actual OE	TRE0005
Frontier	Steering Tie Rod	2.5L, 4.0L	LE, PRO-4X, SE, XE	Right Outer, Actual OE	TRE0006
Frontier	Steering Tie Rod	2.5L, 4.0L	LE, PRO-4X, SE, XE	Left Inner, Rack, Actual OE	TRI0004
Frontier	Steering Tie Rod	2.5L, 4.0L	LE, PRO-4X, SE, XE	Right Inner, Rack, Actual OE	TRI0004
Frontier	Engine Variable Valve Timing (VVT) Solenoid	4.0L	LE, PRO-4X, SE	Right, Gasket, Actual OE	VTS0001
Frontier	Engine Variable Valve Timing (VVT) Solenoid	4.0L	LE, PRO-4X, SE	Left, Gasket, Actual OE	VTS0002
Frontier	Engine Variable Valve Timing (VVT) Solenoid	2.5L	SE, XE	Actual OE	VTS0003
GT-R	Fuel Injection Throttle Body	3.8L	Base, Premium	Right position, To 12/2008, Gasket, Actual OE	ETB0006
GT-R	Fuel Injection Throttle Body	3.8L	Base, Premium	Right position, From 12/2008, Gasket, Actual OE	ETB0007
GT-R	Fuel Injection Throttle Body	3.8L	Base, Premium	Left position, To 12/2008, Gasket, Actual OE	ETB0009
GT-R	Fuel Injection Throttle Body	3.8L	Base, Premium	Left position, From 12/2008, Gasket, Actual OE	ETB0010
GT-R	Ignition Coil	3.8L	Base, Premium	Actual OE	IGC0079
GT-R	Mass Air Flow Sensor	3.8L	Base, Premium	w/ OE No. 22680-7S000, No Housing, Actual OE	MAF0031
GT-R	Manifold Absolute Pressure Sensor	3.8L	Base, Premium	Actual OE	PRS0004
GT-R	Rack and Pinion Assembly	3.8L	Base, Premium	Actual OE	PSG0017
GT-R	Power Steering Pump	3.8L	Base, Premium	2 washers, Actual OE	PSP0034
GT-R	Engine Variable Valve Timing (VVT) Sprocket	3.8L	Base, Premium	w/ OE No. 13025-JK20A, Intake	VTG0025
GT-R	Engine Variable Valve Timing (VVT) Solenoid	3.8L	Base, Premium	Left, Actual OE	VTS0003
GT-R	Engine Variable Valve Timing (VVT) Solenoid	3.8L	Base, Premium	Right, Gasket, Actual OE	VTS0005

Vehicle	Part Type	Engine Size	Trim	Note(s)	Part Number
<b>2009 Nissan (cont'd)</b>					
Maxima	Fuel Injection Throttle Body	3.5L	GXE Sport, S, SV, Tracking	Actual OE	ETB0021
Maxima	Ignition Coil	3.5L	GXE Sport, S, SV, Tracking	Actual OE	IGC0003
Maxima	Mass Air Flow Sensor	3.5L	GXE Sport, S, SV, Tracking	w/ OE No. 22680-7S000, No Housing, Actual OE	MAF0031
Maxima	Rack and Pinion Assembly	3.5L	GXE Sport, S, SV, Tracking	Actual OE	PSG0023
Maxima	Power Steering Pump	3.5L	GXE Sport, S, SV, Tracking	From 08/2009, 2 washers, Actual OE	PSP0017
Maxima	Steering Tie Rod	3.5L	GXE Sport, S, SV, Tracking	Right Outer, Actual OE	TRE0007
Maxima	Steering Tie Rod	3.5L	GXE Sport, S, SV, Tracking	Left Outer, Actual OE	TRE0008
Maxima	Steering Tie Rod	3.5L	GXE Sport, S, SV, Tracking	Left Inner, Rack, Actual OE	TRI0007
Maxima	Steering Tie Rod	3.5L	GXE Sport, S, SV, Tracking	Right Inner, Rack, Actual OE	TRI0007
Maxima	Engine Variable Valve Timing (VVT) Sprocket	3.5L	GXE Sport, S, SV, Tracking	Intake	VTG0025
Maxima	Engine Variable Valve Timing (VVT) Solenoid	3.5L	GXE Sport, S, SV, Tracking	Left, Actual OE	VTS0003
Maxima	Engine Variable Valve Timing (VVT) Solenoid	3.5L	GXE Sport, S, SV, Tracking	Right, Gasket, Actual OE	VTS0010
Murano	Fuel Injection Throttle Body	3.5L	LE, S, SL	Actual OE	ETB0014
Murano	Ignition Coil	3.5L	LE, S, SL	Actual OE	IGC0003
Murano	Mass Air Flow Sensor	3.5L	LE, S, SL	w/ OE No. 22680-7S000, No Housing, Actual OE	MAF0031
Murano	Engine Oil Pump	3.5L	LE, S, SL	Actual OE, OIL PUMP	OUP0028
Murano	Rack and Pinion Assembly	3.5L	S, SL	AWD, Actual OE	PSG0001
Murano	Rack and Pinion Assembly	3.5L	LE	AWD, Actual OE	PSG0014
Murano	Power Steering Pump	3.5L	LE, S, SL	2 washers, Actual OE	PSP0019
Murano	Engine Variable Valve Timing (VVT) Sprocket	3.5L	LE, S, SL	Intake	VTG0025
Murano	Engine Variable Valve Timing (VVT) Solenoid	3.5L	LE, S, SL	Left, Actual OE	VTS0003

Vehicle	Part Type	Engine Size	Trim	Note(s)	Part Number
<b>2009 Nissan (cont'd)</b>					
Murano	Engine Variable Valve Timing (VVT) Solenoid	3.5L	LE, S, SL	Right, Gasket, Actual OE	VTS0010
Pathfinder	Automatic Transmission Speed Sensor	4.0L, 5.6L	LE, S, SE, SE Off-Road	Actual OE	CAS0004
Pathfinder	Engine Crankshaft Position Sensor	5.6L	LE, SE	Actual OE	CPS0005
Pathfinder	Engine Camshaft Position Sensor	4.0L	LE, S, SE, SE Off-Road	Left, Actual OE	CPS0005
Pathfinder	Engine Camshaft Position Sensor	5.6L	LE, SE	Actual OE	CPS0007
Pathfinder	Engine Camshaft Position Sensor	4.0L	LE, S, SE, SE Off-Road	Right, Actual OE	CPS0008
Pathfinder	Engine Crankshaft Position Sensor	4.0L	LE, S, SE, SE Off-Road	Actual OE	CPS0017
Pathfinder	Engine Camshaft Position Sensor Kit	4.0L	LE, S, SE, SE Off-Road	Left	CPS20508KIT
Pathfinder	Engine Camshaft Position Sensor Kit	4.0L	LE, S, SE, SE Off-Road	Right	CPS20508KIT
Pathfinder	Ignition Coil	5.6L	LE, SE	Actual OE	IGC0001
Pathfinder	Ignition Coil	4.0L	LE, S, SE, SE Off-Road	Actual OE	IGC0006
Pathfinder	Mass Air Flow Sensor	4.0L, 5.6L	LE, S, SE, SE Off-Road	w/ OE No. 22680-7S000, No Housing, Actual OE	MAF0031
Pathfinder	Engine Oil Pump	5.6L	LE, SE	Actual OE, OIL PUMP	OUP0010
Pathfinder	Rack and Pinion Assembly	4.0L, 5.6L	LE, S, SE, SE Off-Road	Actual OE	PSG0024
Pathfinder	Power Steering Pump	4.0L	LE, S, SE, SE Off-Road	From 08/2009, 2 washers, Actual OE	PSP0003
Pathfinder	Steering Tie Rod	4.0L, 5.6L	LE, S, SE, SE Off-Road	Left Outer, Actual OE	TRE0005
Pathfinder	Steering Tie Rod	4.0L, 5.6L	LE, S, SE, SE Off-Road	Right Outer, Actual OE	TRE0006
Pathfinder	Steering Tie Rod	4.0L, 5.6L	LE, S, SE, SE Off-Road	Left Inner, Rack, Actual OE	TRI0004
Pathfinder	Steering Tie Rod	4.0L, 5.6L	LE, S, SE, SE Off-Road	Right Inner, Rack, Actual OE	TRI0004
Pathfinder	Engine Variable Valve Timing (VVT) Sprocket	5.6L	LE, SE	Intake (Left), Actual OE	VTG0008
Pathfinder	Engine Variable Valve Timing (VVT) Sprocket	5.6L	LE, SE	Intake (Right), Actual OE	VTG0010
Pathfinder	Engine Variable Valve Timing (VVT) Solenoid	4.0L	LE, S, SE, SE Off-Road	Right, Gasket, Actual OE	VTS0001

Vehicle	Part Type	Engine Size	Trim	Note(s)	Part Number
<b>2009 Nissan (cont'd)</b>					
Pathfinder	Engine Variable Valve Timing (VVT) Solenoid	4.0L	LE, S, SE, SE Off-Road	Left, Gasket, Actual OE	VTS0002
Pathfinder	Engine Variable Valve Timing (VVT) Solenoid	5.6L	LE, SE	Right, Actual OE	VTS0003
Pathfinder	Engine Variable Valve Timing (VVT) Solenoid	5.6L	LE, SE	Left, Actual OE	VTS0006
Pathfinder	Engine Water Pump	5.6L	LE, SE	Gasket, Actual OE	WUP0006
Quest	Engine Camshaft Position Sensor	3.5L	Base, S, SE, SL, SLT	Left, Actual OE	CPS0005
Quest	Engine Camshaft Position Sensor	3.5L	Base, S, SE, SL, SLT	Right, Actual OE	CPS0008
Quest	Engine Camshaft Position Sensor Kit	3.5L	Base, S, SE, SL, SLT	Left	CPS20508KIT
Quest	Engine Camshaft Position Sensor Kit	3.5L	Base, S, SE, SL, SLT	Right	CPS20508KIT
Quest	Fuel Injection Throttle Body	3.5L	Base, S, SE, SL, SLT	Gasket, Actual OE	ETB0013
Quest	Ignition Coil	3.5L	Base, S, SE, SL, SLT	Actual OE	IGC0006
Quest	Mass Air Flow Sensor	3.5L	Base, S, SE, SL	Housing, Actual OE	MAF0029
Quest	Mass Air Flow Sensor	3.5L	Base, S, SE, SL, SLT	w/ OE No. 22680-7S000, No Housing, Actual OE	MAF0031
Quest	Power Steering Pump	3.5L	Base, S, SE, SL, SLT	2 washers, Actual OE	PSP0016
Quest	Steering Tie Rod	3.5L	Base, S, SE, SL	Left Outer, Actual OE	TRE0002
Quest	Steering Tie Rod	3.5L	SLT	Left Outer, Rack, Actual OE	TRE0002
Quest	Steering Tie Rod	3.5L	Base, S, SE, SL	Right Outer, Actual OE	TRE0002
Quest	Steering Tie Rod	3.5L	SLT	Right Outer, Rack, Actual OE	TRE0002
Quest	Steering Tie Rod	3.5L	Base, S, SE, SL, SLT	Left Inner, Rack, Actual OE	TRI0002
Quest	Steering Tie Rod	3.5L	Base, S, SE, SL, SLT	Right Inner, Rack, Actual OE	TRI0002
Quest	Engine Variable Valve Timing (VVT) Solenoid	3.5L	Base, S, SE, SL, SLT	Right, Gasket, Actual OE	VTS0001
Quest	Engine Variable Valve Timing (VVT) Solenoid	3.5L	Base, S, SE, SL, SLT	Left, Gasket, Actual OE	VTS0002
Rogue	Alternator	2.5L	S, SL	Actual OE	ALR0055

Vehicle	Part Type	Engine Size	Trim	Note(s)	Part Number
<b>2009 Nissan (cont'd)</b>					
Rogue	Fuel Injection Throttle Body	2.5L	S, SL	Gasket, Actual OE	ETB0004
Rogue	Ignition Coil	2.5L	S, SL	Boot and Springs, Actual OE	IGC0002
Rogue	Mass Air Flow Sensor	2.5L	S, SL	w/ OE No. 22680-7S000, No Housing, Actual OE	MAF0031
Rogue	Engine Oil Pump Cover	2.5L	S, SL	Actual OE	OFC0005
Rogue	Engine Water Pump	2.5L	S, SL	Gasket, Actual OE	WUP0035
Sentra	Fuel Injection Throttle Body	2.5L	SE-R, SE-R Spec V	Gasket, Actual OE	ETB0004
Sentra	Fuel Injector	2.0L	Base, S, SL, SR	w/ Federal Emissions, Actual OE	FIJ0026
Sentra	Ignition Coil	2.0L, 2.5L	Custom, Emotion, Luxury, Premium, SE-R, SE-R Spec V	Boot and Springs, Actual OE	IGC0002
Sentra	Ignition Coil	2.0L	Base, S, SL, SR	w/ California Emissions, Boot and Springs, Actual OE	IGC0002
Sentra	Ignition Coil	2.0L	Base, Custom, Emotion, Luxury, Premium, S, SL, SR	Federal Emissions	IGC3863-D
Sentra	Mass Air Flow Sensor	2.0L, 2.5L	Base, Custom, Emotion, Luxury, Premium, S, SE-R, SE-R Spec V, SL, SR	w/ OE No. 22680-7S000, No Housing, Actual OE	MAF0031
Sentra	Engine Oil Pump Cover	2.5L	SE-R, SE-R Spec V	Actual OE	OFC0005
Sentra	Starter Motor	2.0L	Base, S, SL, SR	Actual OE	STR0021
Sentra	Starter Motor	2.0L	Base, Custom, Emotion, Luxury, Premium, S, SL, SR	w/ California Emissions, From 09/2008, Actual OE	STR0064
Sentra	Engine Water Pump	2.5L	SE-R, SE-R Spec V	Gaskets (2), Actual OE	WUP0004
Tiida	Engine Oil Pump	1.8L	Custom, Emotion, Premium	MEX, Actual OE, OIL PUMP	OUP0012
Tiida	Engine Water Pump	1.8L	Custom, Emotion, Premium	MEX, Gasket, Actual OE	WUP0008
Titan	Automatic Transmission Speed Sensor	5.6L	LE, PRO-4X, SE, XE	Actual OE	CAS0004
Titan	Engine Crankshaft Position Sensor	5.6L	LE, PRO-4X, SE, XE	Actual OE	CPS0005
Titan	Engine Camshaft Position Sensor	5.6L	LE, PRO-4X, SE, XE	Actual OE	CPS0007

Vehicle	Part Type	Engine Size	Trim	Note(s)	Part Number
<b>2009 Nissan (cont'd)</b>					
Titan	Ignition Coil	5.6L	LE, PRO-4X, SE, XE	Actual OE	IGC0001
Titan	Mass Air Flow Sensor	5.6L	LE, PRO-4X, SE, XE	w/ OE No. 22680-7S000, No Housing, Actual OE	MAF0031
Titan	Engine Oil Pump	5.6L	LE, PRO-4X, SE, XE	Actual OE, OIL PUMP	OUP0010
Titan	Steering Tie Rod	5.6L	LE, PRO-4X, SE, XE	Left Outer, Actual OE	TRE0003
Titan	Steering Tie Rod	5.6L	LE, PRO-4X, SE, XE	Right Outer, Actual OE	TRE0004
Titan	Steering Tie Rod	5.6L	LE, PRO-4X, SE, XE	Left Inner, Rack, Actual OE	TRI0003
Titan	Steering Tie Rod	5.6L	LE, PRO-4X, SE, XE	Right Inner, Rack, Actual OE	TRI0003
Titan	Engine Variable Valve Timing (VVT) Sprocket	5.6L	LE, PRO-4X, SE, XE	Intake (Left), Actual OE	VTG0008
Titan	Engine Variable Valve Timing (VVT) Sprocket	5.6L	LE, PRO-4X, SE, XE	Intake (Right), Actual OE	VTG0010
Titan	Engine Variable Valve Timing (VVT) Solenoid	5.6L	LE, PRO-4X, SE, XE	Right, Actual OE	VTS0003
Titan	Engine Variable Valve Timing (VVT) Solenoid	5.6L	LE, PRO-4X, SE, XE	Left, Actual OE	VTS0006
Titan	Engine Water Pump	5.6L	LE, PRO-4X, SE, XE	Gasket, Actual OE	WUP0006
Tsuru	Engine Crankshaft Position Sensor	1.6L	GS I, GS II	MEX, Actual OE, CRANK ANGLE SENSOR	CAS0011
Tsuru	Throttle Position Sensor	1.6L	GS I, GS II	MEX, Actual OE	TPS0003
Versa	Automatic Transmission Speed Sensor	1.8L	S, SL	Output, Hatchback, Automatic, Actual OE	CAS0005
Versa	Automatic Transmission Speed Sensor	1.6L, 1.8L	1.6, S, SL	Output, Sedan, Automatic, Actual OE	CAS0005
Versa	Fuel Injector	1.8L	S, SL	Actual OE	FIJ0026
Versa	Fuel Injector	1.6L	1.6, 1.6 Base	Actual OE	FIJ0031
Versa	Ignition Coil	1.6L, 1.8L	1.6, 1.6 Base, S, SL	Boot and Springs, Actual OE	IGC0002
Versa	Mass Air Flow Sensor	1.6L, 1.8L	1.6, 1.6 Base, S, SL	w/ OE No. 22680-7S000, No Housing, Actual OE	MAF0031
Versa	Engine Oil Pump	1.8L	S, SL	Actual OE, OIL PUMP	OUP0012
Versa	Starter Motor	1.8L	S, SL	Actual OE	STR0021

Vehicle	Part Type	Engine Size	Trim	Note(s)	Part Number
<b>2009 Nissan (cont'd)</b>					
Versa	Starter Motor	1.6L	1.6, 1.6 Base	Actual OE	STR0066
Versa	Engine Variable Valve Timing (VVT) Sprocket	1.6L	1.6, 1.6 Base	Intake, Actual OE	VTG0005
Xterra	Automatic Transmission Speed Sensor	4.0L	Off-Road, S, SE, X	Automatic, Actual OE	CAS0004
Xterra	Engine Camshaft Position Sensor	4.0L	Off-Road, S, SE, X	Left, Actual OE	CPS0005
Xterra	Engine Camshaft Position Sensor	4.0L	Off-Road, S, SE, X	Right, Actual OE	CPS0008
Xterra	Engine Crankshaft Position Sensor	4.0L	Off-Road, S, SE, X	Actual OE	CPS0017
Xterra	Engine Camshaft Position Sensor Kit	4.0L	Off-Road, S, SE, X	Left	CPS20508KIT
Xterra	Engine Camshaft Position Sensor Kit	4.0L	Off-Road, S, SE, X	Right	CPS20508KIT
Xterra	Ignition Coil	4.0L	Off-Road, S, SE, X	Actual OE	IGC0006
Xterra	Mass Air Flow Sensor	4.0L	Off-Road, S, SE, X	w/ OE No. 22680-7S000, No Housing, Actual OE	MAF0031
Xterra	Rack and Pinion Assembly	4.0L	Off-Road, S, SE, X	Actual OE	PSG0024
Xterra	Power Steering Pump	4.0L	Off-Road, S, SE, X	From 08/2009, 2 washers, Actual OE	PSP0003
Xterra	Steering Tie Rod	4.0L	Off-Road, S, SE, X	Left Outer, Actual OE	TRE0005
Xterra	Steering Tie Rod	4.0L	Off-Road, S, SE, X	Right Outer, Actual OE	TRE0006
Xterra	Steering Tie Rod	4.0L	Off-Road, S, SE, X	Left Inner, Rack, Actual OE	TRI0004
Xterra	Steering Tie Rod	4.0L	Off-Road, S, SE, X	Right Inner, Rack, Actual OE	TRI0004
Xterra	Engine Variable Valve Timing (VVT) Solenoid	4.0L	Off-Road, S, SE, X	Right, Gasket, Actual OE	VTS0001
Xterra	Engine Variable Valve Timing (VVT) Solenoid	4.0L	Off-Road, S, SE, X	Left, Gasket, Actual OE	VTS0002
<b>2010 Nissan</b>					
370Z	Automatic Transmission Speed Sensor	3.7L	40th Anniversary Edition, Base, Touring	Automatic, Actual OE	CAS0004
370Z	Fuel Injection Throttle Body	3.7L	40th Anniversary Edition, Base, Nismo, Touring	Left position, Actual OE	ETB0005
370Z	Fuel Injection Throttle Body	3.7L	40th Anniversary Edition, Base, Nismo, Touring	Right position, Actual OE	ETB0008

Vehicle	Part Type	Engine Size	Trim	Note(s)	Part Number
<b>2010 Nissan (cont'd)</b>					
370Z	Ignition Coil	3.7L	40th Anniversary Edition, Base, Nismo, Touring	Actual OE	IGC0078
370Z	Mass Air Flow Sensor	3.7L	40th Anniversary Edition, Base, Nismo, Touring	w/ OE No. 22680-7S000, No Housing, Actual OE	MAF0031
370Z	Manifold Absolute Pressure Sensor	3.7L	40th Anniversary Edition, Base, Nismo, Touring	Engine Cover, Front, Actual OE	PRS0002
370Z	Manifold Absolute Pressure Sensor	3.7L	40th Anniversary Edition, Base, Nismo, Touring	Air Power Booster, Front, Actual OE	PRS0003
370Z	Power Steering Pump	3.7L	40th Anniversary Edition, Base, Nismo, Touring	2 washers, Actual OE	PSP0033
370Z	Starter Motor	3.7L	40th Anniversary Edition, Base, Nismo, Touring	Actual OE	STR0063
370Z	Engine Variable Valve Timing (VVT) Sprocket	3.7L	40th Anniversary Edition, Base, Nismo, Touring	Intake (Right), Actual OE	VTG0006
370Z	Engine Variable Valve Timing (VVT) Sprocket	3.7L	40th Anniversary Edition, Base, Nismo, Touring	Intake (Left), Actual OE	VTG0011
370Z	Engine Variable Valve Timing (VVT) Solenoid	3.7L	40th Anniversary Edition, Base, Nismo, Touring	Left, Actual OE	VTS0003
370Z	Engine Variable Valve Timing (VVT) Solenoid	3.7L	40th Anniversary Edition, Base, Nismo, Touring	Right, Gasket, Actual OE	VTS0005
Altima	Fuel Injection Throttle Body	2.5L	Base, Hybrid, S, SL	Gasket, Actual OE	ETB0004
Altima	Fuel Injection Throttle Body	3.5L	Base, SR	Actual OE	ETB0014
Altima	Ignition Coil	2.5L	Base, Hybrid, S, SL	Boot and Springs, Actual OE	IGC0002
Altima	Ignition Coil	3.5L	Base, SR	Actual OE	IGC0003
Altima	Mass Air Flow Sensor	2.5L, 3.5L	Base, Hybrid, S, SL, SR	w/ OE No. 22680-7S000, No Housing, Actual OE	MAF0031
Altima	Engine Oil Pump Cover	2.5L	Hybrid	Actual OE	OFC0004
Altima	Rack and Pinion Assembly	2.5L	Base, S, SL	GAS, Sedan, Actual OE	PSG0020
Altima	Rack and Pinion Assembly	2.5L	S	To 09/2009, GAS, Coupe, Actual OE	PSG0020
Altima	Rack and Pinion Assembly	2.5L	S	From 09/2009, GAS, Coupe, Actual OE	PSG0021
Altima	Rack and Pinion Assembly	3.5L	SR	Sedan, Actual OE	PSG0021
Altima	Rack and Pinion Assembly	3.5L	SR	Coupe, Actual OE	PSG0022



Vehicle	Part Type	Engine Size	Trim	Note(s)	Part Number
<b>2010 Nissan (cont'd)</b>					
Altima	Rack and Pinion Assembly	3.5L	Base	GAS, Coupe, Actual OE	PSG0022
Altima	Power Steering Pump	2.5L	Base, Hybrid, S, SL	2 washers, Actual OE	PSP0001
Altima	Power Steering Pump	3.5L	Base, SR	2 washers, Actual OE	PSP0026
Altima	Steering Tie Rod	3.5L	SR	Right Outer, Actual OE	TRE0007
Altima	Steering Tie Rod	2.5L	Base, S, SL	Right Outer, GAS, Actual OE	TRE0007
Altima	Steering Tie Rod	3.5L	SR	Left Outer, Actual OE	TRE0008
Altima	Steering Tie Rod	2.5L	Base, S, SL	Left Outer, GAS, Actual OE	TRE0008
Altima	Steering Tie Rod	2.5L, 3.5L	S, SR	Left Inner, GAS, Rack, Coupe, CL32, Actual OE	TRI0006
Altima	Steering Tie Rod	2.5L, 3.5L	S, SR	Left Inner, GAS, Rack, Coupe, L32, Actual OE	TRI0006
Altima	Steering Tie Rod	2.5L, 3.5L	Base, S, SL, SR	Left Inner, GAS, Rack, Sedan, L32, Actual OE	TRI0006
Altima	Steering Tie Rod	2.5L, 3.5L	S, SR	Right Inner, GAS, Rack, Coupe, CL32, Actual OE	TRI0006
Altima	Steering Tie Rod	2.5L, 3.5L	S, SR	Right Inner, GAS, Rack, Coupe, L32, Actual OE	TRI0006
Altima	Steering Tie Rod	2.5L, 3.5L	Base, S, SL, SR	Right Inner, GAS, Rack, Sedan, L32, Actual OE	TRI0006
Altima	Engine Variable Valve Timing (VVT) Sprocket	3.5L	Base, SR	w/ OE No. 13025-JK20A, Intake	VTG0025
Altima	Engine Variable Valve Timing (VVT) Solenoid	3.5L	Base, SR	Left, Actual OE	VTS0003
Altima	Engine Variable Valve Timing (VVT) Solenoid	3.5L	Base, SR	Right, Gasket, Actual OE	VTS0010
Altima	Engine Water Pump	2.5L	Base, Hybrid, S, SL	Gaskets (2), Actual OE	WUP0004
Armada	Automatic Transmission Speed Sensor	5.6L	Platinum, SE, Titanium	Actual OE	CAS0004
Armada	Engine Crankshaft Position Sensor	5.6L	Platinum, SE, Titanium	Actual OE	CPS0005
Armada	Engine Camshaft Position Sensor	5.6L	Platinum, SE, Titanium	Actual OE	CPS0007
Armada	Ignition Coil	5.6L	Platinum, SE, Titanium	Actual OE	IGC0001

Vehicle	Part Type	Engine Size	Trim	Note(s)	Part Number
<b>2010 Nissan (cont'd)</b>					
Armada	Mass Air Flow Sensor	5.6L	Platinum, SE, Titanium	w/ OE No. 22680-7S000, No Housing, Actual OE	MAF0031
Armada	Engine Oil Pump	5.6L	Platinum, SE, Titanium	Actual OE, OIL PUMP	OUP0010
Armada	Power Steering Pump	5.6L	Platinum, SE, Titanium	From 12/2009, 2 washers, Actual OE	PSP0006
Armada	Steering Tie Rod	5.6L	Platinum, SE, Titanium	Left Outer, Actual OE	TRE0003
Armada	Steering Tie Rod	5.6L	Platinum, SE, Titanium	Right Outer, Actual OE	TRE0004
Armada	Steering Tie Rod	5.6L	Platinum, SE, Titanium	Left Inner, Rack, Actual OE	TRI0003
Armada	Steering Tie Rod	5.6L	Platinum, SE, Titanium	Right Inner, Rack, Actual OE	TRI0003
Armada	Engine Variable Valve Timing (VVT) Sprocket	5.6L	Platinum, SE, Titanium	Intake (Left), Actual OE	VTG0008
Armada	Engine Variable Valve Timing (VVT) Sprocket	5.6L	Platinum, SE, Titanium	Intake (Right), Actual OE	VTG0010
Armada	Engine Variable Valve Timing (VVT) Solenoid	5.6L	Platinum, SE, Titanium	Right, Actual OE	VTS0003
Armada	Engine Variable Valve Timing (VVT) Solenoid	5.6L	Platinum, SE, Titanium	Left, Actual OE	VTS0006
Armada	Engine Water Pump	5.6L	Platinum, SE, Titanium	Gasket, Actual OE	WUP0006
Cube	Fuel Injector	1.8L	Base, Krom, S, SL	Actual OE	FIJ0026
Cube	Ignition Coil	1.8L	Base, Krom, S, SL	Boot and Springs, Actual OE	IGC0002
Cube	Mass Air Flow Sensor	1.8L	Base, Krom, S, SL	w/ OE No. 22680-7S000, No Housing, Actual OE	MAF0031
Cube	Starter Motor	1.8L	Base, Krom, S, SL	Actual OE	STR0021
Frontier	Alternator	2.5L	SE, XE	Actual OE	ALR0017
Frontier	Automatic Transmission Speed Sensor	2.5L, 4.0L	LE, PRO-4X, SE, XE	Automatic, Actual OE	CAS0004
Frontier	Engine Camshaft Position Sensor	2.5L	SE, XE	Actual OE	CPS0003
Frontier	Engine Camshaft Position Sensor	4.0L	LE, PRO-4X, SE	Left, Actual OE	CPS0005
Frontier	Engine Camshaft Position Sensor	4.0L	LE, PRO-4X, SE	Right, Actual OE	CPS0008
Frontier	Engine Crankshaft Position Sensor	4.0L	LE, PRO-4X, SE	Actual OE	CPS0017

Vehicle	Part Type	Engine Size	Trim	Note(s)	Part Number
<b>2010 Nissan (cont'd)</b>					
Frontier	Engine Camshaft Position Sensor Kit	4.0L	LE, PRO-4X, SE	Left	CPS20508KIT
Frontier	Engine Camshaft Position Sensor Kit	4.0L	LE, PRO-4X, SE	Right	CPS20508KIT
Frontier	Ignition Coil	4.0L	LE, PRO-4X, SE	Actual OE	IGC0006
Frontier	Ignition Coil	2.5L	SE, XE	Actual OE	IGC0011
Frontier	Mass Air Flow Sensor	2.5L, 4.0L	LE, PRO-4X, SE, XE	w/ OE No. 22680-7S000, No Housing, Actual OE	MAF0031
Frontier	Rack and Pinion Assembly	2.5L, 4.0L	LE, PRO-4X, SE, XE	Actual OE	PSG0024
Frontier	Power Steering Pump	4.0L	LE, PRO-4X, SE	2 washers, Actual OE	PSP0003
Frontier	Power Steering Pump	2.5L	SE, XE	2 washers, Actual OE	PSP0035
Frontier	Steering Tie Rod	2.5L, 4.0L	LE, PRO-4X, SE, XE	Left Outer, Actual OE	TRE0005
Frontier	Steering Tie Rod	2.5L, 4.0L	LE, PRO-4X, SE, XE	Right Outer, Actual OE	TRE0006
Frontier	Steering Tie Rod	2.5L, 4.0L	LE, PRO-4X, SE, XE	Left Inner, Rack, Actual OE	TRI0004
Frontier	Steering Tie Rod	2.5L, 4.0L	LE, PRO-4X, SE, XE	Right Inner, Rack, Actual OE	TRI0004
Frontier	Engine Variable Valve Timing (VVT) Solenoid	4.0L	LE, PRO-4X, SE	Right, Gasket, Actual OE	VTS0001
Frontier	Engine Variable Valve Timing (VVT) Solenoid	4.0L	LE, PRO-4X, SE	Left, Gasket, Actual OE	VTS0002
Frontier	Engine Variable Valve Timing (VVT) Solenoid	2.5L	SE, XE	Actual OE	VTS0003
GT-R	Fuel Injection Throttle Body	3.8L	Base, Premium	Right position, Gasket, Actual OE	ETB0007
GT-R	Fuel Injection Throttle Body	3.8L	Base, Premium	Left position, Gasket, Actual OE	ETB0010
GT-R	Ignition Coil	3.8L	Base, Premium	Actual OE	IGC0079
GT-R	Mass Air Flow Sensor	3.8L	Base, Premium	w/ OE No. 22680-7S000, No Housing, Actual OE	MAF0031
GT-R	Manifold Absolute Pressure Sensor	3.8L	Base, Premium	Actual OE	PRS0004
GT-R	Rack and Pinion Assembly	3.8L	Base, Premium	Actual OE	PSG0017
GT-R	Power Steering Pump	3.8L	Base, Premium	2 washers, Actual OE	PSP0034

Vehicle	Part Type	Engine Size	Trim	Note(s)	Part Number
<b>2010 Nissan (cont'd)</b>					
GT-R	Engine Variable Valve Timing (VVT) Sprocket	3.8L	Base, Premium	w/ OE No. 13025-JK20A, Intake	VTG0025
GT-R	Engine Variable Valve Timing (VVT) Solenoid	3.8L	Base, Premium	Left, Actual OE	VTS0003
GT-R	Engine Variable Valve Timing (VVT) Solenoid	3.8L	Base, Premium	Right, Gasket, Actual OE	VTS0005
Maxima	Idle Air Control Valve	3.5L	Base	MEX, Gasket, Actual OE	ABV0039
Maxima	Fuel Injection Throttle Body	3.5L	Base, S, SV	Actual OE	ETB0021
Maxima	Fuel Injector	3.5L	Base	MEX, Actual OE	FIJ0020
Maxima	Ignition Coil	3.5L	S, SV	Actual OE	IGC0003
Maxima	Ignition Coil	3.5L	Base	MEX, Actual OE	IGC0003
Maxima	Mass Air Flow Sensor	3.5L	Base, S, SV	w/ OE No. 22680-7S000, 22680-7S00A, No Housing, Actual OE	MAF0031
Maxima	Rack and Pinion Assembly	3.5L	Base, S, SV	Actual OE	PSG0023
Maxima	Power Steering Pump	3.5L	Base, S, SV	2 washers, Actual OE	PSP0017
Maxima	Steering Tie Rod	3.5L	S, SV	Right Outer, Actual OE	TRE0007
Maxima	Steering Tie Rod	3.5L	S, SV	Left Outer, Actual OE	TRE0008
Maxima	Steering Tie Rod	3.5L	S, SV	Left Inner, Rack, Actual OE	TRI0007
Maxima	Steering Tie Rod	3.5L	S, SV	Right Inner, Rack, Actual OE	TRI0007
Maxima	Engine Variable Valve Timing (VVT) Sprocket	3.5L	Base, S, SV	Intake	VTG0025
Maxima	Engine Variable Valve Timing (VVT) Solenoid	3.5L	Base, S, SV	Left, Actual OE	VTS0003
Maxima	Engine Variable Valve Timing (VVT) Solenoid	3.5L	Base, S, SV	Right, Gasket, Actual OE	VTS0010
Murano	Fuel Injection Throttle Body	3.5L	LE, S, SL	Actual OE	ETB0014
Murano	Ignition Coil	3.5L	LE, S, SL	Actual OE	IGC0003
Murano	Mass Air Flow Sensor	3.5L	LE, S, SL	w/ OE No. 22680-7S000, No Housing, Actual OE	MAF0031
Murano	Engine Oil Pump	3.5L	LE, S, SL	Actual OE, OIL PUMP	OUP0028

Vehicle	Part Type	Engine Size	Trim	Note(s)	Part Number
<b>2010 Nissan (cont'd)</b>					
Murano	Rack and Pinion Assembly	3.5L	S, SL	AWD, Actual OE	PSG0001
Murano	Rack and Pinion Assembly	3.5L	LE	AWD, Actual OE	PSG0014
Murano	Power Steering Pump	3.5L	LE, S, SL	2 washers, Actual OE	PSP0019
Murano	Engine Variable Valve Timing (VVT) Sprocket	3.5L	LE, S, SL	Intake	VTG0025
Murano	Engine Variable Valve Timing (VVT) Solenoid	3.5L	LE, S, SL	Left, Actual OE	VTS0003
Murano	Engine Variable Valve Timing (VVT) Solenoid	3.5L	LE, S, SL	Right, Gasket, Actual OE	VTS0010
Pathfinder	Automatic Transmission Speed Sensor	4.0L, 5.6L	LE, S, SE	Actual OE	CAS0004
Pathfinder	Engine Crankshaft Position Sensor	5.6L	LE	Actual OE	CPS0005
Pathfinder	Engine Camshaft Position Sensor	4.0L	LE, S, SE	Left, Actual OE	CPS0005
Pathfinder	Engine Camshaft Position Sensor	5.6L	LE	Actual OE	CPS0007
Pathfinder	Engine Camshaft Position Sensor	4.0L	LE, S, SE	Right, Actual OE	CPS0008
Pathfinder	Engine Crankshaft Position Sensor	4.0L	LE, S, SE	Actual OE	CPS0017
Pathfinder	Engine Camshaft Position Sensor Kit	4.0L	LE, S, SE	Left	CPS20508KIT
Pathfinder	Engine Camshaft Position Sensor Kit	4.0L	LE, S, SE	Right	CPS20508KIT
Pathfinder	Ignition Coil	5.6L	LE	Actual OE	IGC0001
Pathfinder	Ignition Coil	4.0L	LE, S, SE	Actual OE	IGC0006
Pathfinder	Mass Air Flow Sensor	4.0L, 5.6L	LE, S, SE	w/ OE No. 22680-7S000, No Housing, Actual OE	MAF0031
Pathfinder	Engine Oil Pump	5.6L	LE	Actual OE, OIL PUMP	OUP0010
Pathfinder	Rack and Pinion Assembly	4.0L, 5.6L	LE, S, SE	Actual OE	PSG0024
Pathfinder	Power Steering Pump	4.0L	LE, S, SE	2 washers, Actual OE	PSP0003
Pathfinder	Power Steering Pump	5.6L	LE	From 12/2009, 2 washers, Actual OE	PSP0006
Pathfinder	Steering Tie Rod	4.0L, 5.6L	LE, S, SE	Left Outer, Actual OE	TRE0005

Vehicle	Part Type	Engine Size	Trim	Note(s)	Part Number
<b>2010 Nissan (cont'd)</b>					
Pathfinder	Steering Tie Rod	4.0L, 5.6L	LE, S, SE	Right Outer, Actual OE	TRE0006
Pathfinder	Steering Tie Rod	4.0L, 5.6L	LE, S, SE	Left Inner, Rack, Actual OE	TRI0004
Pathfinder	Steering Tie Rod	4.0L, 5.6L	LE, S, SE	Right Inner, Rack, Actual OE	TRI0004
Pathfinder	Engine Variable Valve Timing (VVT) Sprocket	5.6L	LE	Intake (Left), Actual OE	VTG0008
Pathfinder	Engine Variable Valve Timing (VVT) Sprocket	5.6L	LE	Intake (Right), CAN, Actual OE	VTG0010
Pathfinder	Engine Variable Valve Timing (VVT) Sprocket	5.6L	LE	Intake (Right), USA, Actual OE	VTG0010
Pathfinder	Engine Variable Valve Timing (VVT) Solenoid	4.0L	LE, S, SE	Right, Gasket, Actual OE	VTS0001
Pathfinder	Engine Variable Valve Timing (VVT) Solenoid	4.0L	LE, S, SE	Left, Gasket, Actual OE	VTS0002
Pathfinder	Engine Variable Valve Timing (VVT) Solenoid	5.6L	LE	Right, Actual OE	VTS0003
Pathfinder	Engine Variable Valve Timing (VVT) Solenoid	5.6L	LE	Left, Actual OE	VTS0006
Pathfinder	Engine Water Pump	5.6L	LE	Gasket, Actual OE	WUP0006
Rogue	Alternator	2.5L	Krom, S, SL	Actual OE	ALR0055
Rogue	Fuel Injection Throttle Body	2.5L	Krom, S, SL	Gasket, Actual OE	ETB0004
Rogue	Ignition Coil	2.5L	Krom, S, SL	Boot and Springs, Actual OE	IGC0002
Rogue	Mass Air Flow Sensor	2.5L	Krom, S, SL	w/ OE No. 22680-7S000, No Housing, Actual OE	MAF0031
Rogue	Engine Oil Pump Cover	2.5L	Krom, S, SL	Actual OE	OFC0005
Rogue	Engine Water Pump	2.5L	Krom, S, SL	Gasket, Actual OE	WUP0035
Sentra	Fuel Injection Throttle Body	2.5L	SE-R, SE-R Spec V	Gasket, Actual OE	ETB0004
Sentra	Fuel Injector	2.0L	Custom, Emotion, Luxury, Premium	MEX, Actual OE	FIJ0026
Sentra	Fuel Injector	2.0L	Base, S, SL, SR	w/ Federal Emissions, Actual OE	FIJ0026

Vehicle	Part Type	Engine Size	Trim	Note(s)	Part Number
<b>2010 Nissan (cont'd)</b>					
Sentra	Ignition Coil	2.0L, 2.5L	Base, Custom, Emotion, Luxury, Premium, S, SE-R, SE-R Spec V, SL, SR	Boot and Springs, Actual OE	IGC0002
Sentra	Mass Air Flow Sensor	2.0L, 2.5L	Base, Custom, Emotion, Luxury, Premium, S, SE-R, SE-R Spec V, SL, SR	w/ OE No. 22680-7S000, No Housing, Actual OE	MAF0031
Sentra	Engine Oil Pump Cover	2.5L	SE-R, SE-R Spec V	Actual OE	OFC0005
Sentra	Starter Motor	2.0L	Base, S, SL, SR	Actual OE	STR0021
Sentra	Starter Motor	2.0L	Base, Custom, Emotion, Luxury, Premium, S, SL, SR	w/ California Emissions, Actual OE	STR0064
Sentra	Engine Water Pump	2.5L	SE-R, SE-R Spec V	Gaskets (2), Actual OE	WUP0004
Sentra	Engine Water Pump	2.0L	Custom, Emotion, Luxury, Premium, SR	MEX, Gasket, Actual OE	WUP0008
Tiida	Engine Oil Pump	1.8L	Comfort, Custom, Emotion, Premium	MEX, Actual OE, OIL PUMP	OUP0012
Tiida	Engine Water Pump	1.8L	Comfort, Custom, Emotion, Premium	MEX, Gasket, Actual OE	WUP0008
Titan	Automatic Transmission Speed Sensor	5.6L	LE, PRO-4X, SE, XE	Actual OE	CAS0004
Titan	Engine Crankshaft Position Sensor	5.6L	LE, PRO-4X, SE, XE	Actual OE	CPS0005
Titan	Engine Camshaft Position Sensor	5.6L	LE, PRO-4X, SE, XE	Actual OE	CPS0007
Titan	Ignition Coil	5.6L	LE, PRO-4X, SE, XE	Actual OE	IGC0001
Titan	Mass Air Flow Sensor	5.6L	LE, PRO-4X, SE, XE	w/ OE No. 22680-7S000, No Housing, Actual OE	MAF0031
Titan	Engine Oil Pump	5.6L	LE, PRO-4X, SE, XE	Actual OE, OIL PUMP	OUP0010
Titan	Power Steering Pump	5.6L	LE, PRO-4X, SE, XE	From 09/2009, 2 washers, Actual OE	PSP0006
Titan	Steering Tie Rod	5.6L	LE, PRO-4X, SE, XE	Left Outer, Actual OE	TRE0003
Titan	Steering Tie Rod	5.6L	LE, PRO-4X, SE, XE	Right Outer, Actual OE	TRE0004
Titan	Steering Tie Rod	5.6L	LE, PRO-4X, SE, XE	Left Inner, Rack, Actual OE	TRI0003
Titan	Steering Tie Rod	5.6L	LE, PRO-4X, SE, XE	Right Inner, Rack, Actual OE	TRI0003
Titan	Engine Variable Valve Timing (VVT) Sprocket	5.6L	LE, PRO-4X, SE, XE	Intake (Left), Actual OE	VTG0008

Vehicle	Part Type	Engine Size	Trim	Note(s)	Part Number
<b>2010 Nissan (cont'd)</b>					
Titan	Engine Variable Valve Timing (VVT) Sprocket	5.6L	LE, PRO-4X, SE, XE	Intake (Right), Actual OE	VTG0010
Titan	Engine Variable Valve Timing (VVT) Solenoid	5.6L	LE, PRO-4X, SE, XE	Right, Actual OE	VTS0003
Titan	Engine Variable Valve Timing (VVT) Solenoid	5.6L	LE, PRO-4X, SE, XE	Left, Actual OE	VTS0006
Titan	Engine Water Pump	5.6L	LE, PRO-4X, SE, XE	Gasket, Actual OE	WUP0006
Tsuru	Throttle Position Sensor	1.6L	GS I, GS II	MEX, Actual OE	TPS0003
Urvan	Engine Camshaft Position Sensor	2.5L	Base	MEX, Actual OE	CPS0003
Urvan	Mass Air Flow Sensor	2.5L, 3.0L	Base	MEX, Housing, Actual OE	MAF0029
Urvan	Manifold Absolute Pressure Sensor	2.5L	Base	MEX, Actual OE	PRS0001
Versa	Automatic Transmission Speed Sensor	1.8L	S, SL	Output, Hatchback, Automatic, Actual OE	CAS0005
Versa	Automatic Transmission Speed Sensor	1.6L, 1.8L	1.6, S, SL	Output, Sedan, Automatic, Actual OE	CAS0005
Versa	Fuel Injector	1.8L	S, SL	Actual OE	FIJ0026
Versa	Fuel Injector	1.6L	1.6, 1.6 Base	Actual OE	FIJ0031
Versa	Ignition Coil	1.6L, 1.8L	1.6, 1.6 Base, S, SL	Boot and Springs, Actual OE	IGC0002
Versa	Mass Air Flow Sensor	1.6L, 1.8L	1.6, 1.6 Base, S, SL	w/ OE No. 22680-7S000, No Housing, Actual OE	MAF0031
Versa	Engine Oil Pump	1.8L	S, SL	Actual OE, OIL PUMP	OUP0012
Versa	Starter Motor	1.8L	S, SL	Actual OE	STR0021
Versa	Starter Motor	1.6L	1.6, 1.6 Base	Actual OE	STR0066
Versa	Engine Variable Valve Timing (VVT) Sprocket	1.6L	1.6, 1.6 Base	Intake, Actual OE	VTG0005
Xterra	Automatic Transmission Speed Sensor	4.0L	Off-Road, S, SE, X	Automatic, Actual OE	CAS0004
Xterra	Engine Camshaft Position Sensor	4.0L	Off-Road, S, SE, X	Left, Actual OE	CPS0005
Xterra	Engine Camshaft Position Sensor	4.0L	Off-Road, S, SE, X	Right, Actual OE	CPS0008
Xterra	Engine Crankshaft Position Sensor	4.0L	Off-Road, S, SE, X	Actual OE	CPS0017



Vehicle	Part Type	Engine Size	Trim	Note(s)	Part Number
<b>2010 Nissan (cont'd)</b>					
Xterra	Engine Camshaft Position Sensor Kit	4.0L	Off-Road, S, SE, X	Left	CPS20508KIT
Xterra	Engine Camshaft Position Sensor Kit	4.0L	Off-Road, S, SE, X	Right	CPS20508KIT
Xterra	Ignition Coil	4.0L	Off-Road, S, SE, X	Actual OE	IGC0006
Xterra	Mass Air Flow Sensor	4.0L	Off-Road, S, SE, X	w/ OE No. 22680-7S000, No Housing, Actual OE	MAF0031
Xterra	Rack and Pinion Assembly	4.0L	Off-Road, S, SE, X	Actual OE	PSG0024
Xterra	Power Steering Pump	4.0L	Off-Road, S, SE, X	2 washers, Actual OE	PSP0003
Xterra	Steering Tie Rod	4.0L	Off-Road, S, SE, X	Left Outer, Actual OE	TRE0005
Xterra	Steering Tie Rod	4.0L	Off-Road, S, SE, X	Right Outer, Actual OE	TRE0006
Xterra	Steering Tie Rod	4.0L	Off-Road, S, SE, X	Left Inner, Rack, Actual OE	TRI0004
Xterra	Steering Tie Rod	4.0L	Off-Road, S, SE, X	Right Inner, Rack, Actual OE	TRI0004
Xterra	Engine Variable Valve Timing (VVT) Solenoid	4.0L	Off-Road, S, SE, X	Right, Gasket, Actual OE	VTS0001
Xterra	Engine Variable Valve Timing (VVT) Solenoid	4.0L	Off-Road, S, SE, X	Left, Gasket, Actual OE	VTS0002
<b>2011 Nissan</b>					
370Z	Automatic Transmission Speed Sensor	3.7L	Base, Touring	Automatic, Actual OE	CAS0004
370Z	Fuel Injection Throttle Body	3.7L	Base, Nismo, Touring	Left position, Actual OE	ETB0005
370Z	Fuel Injection Throttle Body	3.7L	Base, Nismo, Touring	Right position, Actual OE	ETB0008
370Z	Ignition Coil	3.7L	Base, Nismo, Touring	Actual OE	IGC0078
370Z	Mass Air Flow Sensor	3.7L	Base, Nismo, Touring	w/ OE No. 22680-7S000, No Housing, Actual OE	MAF0031
370Z	Manifold Absolute Pressure Sensor	3.7L	Base, Nismo, Touring	Engine Cover, Front, Actual OE	PRS0002
370Z	Manifold Absolute Pressure Sensor	3.7L	Base, Nismo, Touring	Air Power Booster, Front, Actual OE	PRS0003
370Z	Power Steering Pump	3.7L	Base, Nismo, Touring	2 washers, Actual OE	PSP0033
370Z	Starter Motor	3.7L	Base, Nismo, Touring	Actual OE	STR0063
370Z	Engine Variable Valve Timing (VVT) Sprocket	3.7L	Base, Nismo, Touring	Intake (Right), Actual OE	VTG0006

Vehicle	Part Type	Engine Size	Trim	Note(s)	Part Number
<b>2011 Nissan (cont'd)</b>					
370Z	Engine Variable Valve Timing (VVT) Sprocket	3.7L	Base, Nismo, Touring	Intake (Left), Actual OE	VTG0011
370Z	Engine Variable Valve Timing (VVT) Solenoid	3.7L	Base, Nismo, Touring	Left, Actual OE	VTS0003
370Z	Engine Variable Valve Timing (VVT) Solenoid	3.7L	Base, Nismo, Touring	Right, Gasket, Actual OE	VTS0005
Altima	Fuel Injection Throttle Body	2.5L	Base, Hybrid, S, SL	Gasket, Actual OE	ETB0004
Altima	Fuel Injection Throttle Body	3.5L	Base, SR	Actual OE	ETB0014
Altima	Ignition Coil	2.5L	Base, Hybrid, S, SL	Boot and Springs, Actual OE	IGC0002
Altima	Ignition Coil	3.5L	Base, SR	Actual OE	IGC0003
Altima	Mass Air Flow Sensor	2.5L, 3.5L	Base, Hybrid, S, SL, SR	w/ OE No. 22680-7S000, No Housing, Actual OE	MAF0031
Altima	Engine Oil Pump Cover	2.5L	Base, Hybrid, S, SL	Actual OE	OFC0004
Altima	Rack and Pinion Assembly	2.5L	Base, S, SL	GAS, Sedan, Actual OE	PSG0020
Altima	Rack and Pinion Assembly	2.5L	S	GAS, Coupe, Actual OE	PSG0021
Altima	Rack and Pinion Assembly	3.5L	SR	Sedan, Actual OE	PSG0021
Altima	Rack and Pinion Assembly	3.5L	SR	Coupe, Actual OE	PSG0022
Altima	Rack and Pinion Assembly	3.5L	Base	GAS, Coupe, Actual OE	PSG0022
Altima	Power Steering Pump	2.5L	Base, Hybrid, S, SL	2 washers, Actual OE	PSP0001
Altima	Power Steering Pump	3.5L	Base, SR	2 washers, Actual OE	PSP0026
Altima	Steering Tie Rod	3.5L	SR	Right Outer, Actual OE	TRE0007
Altima	Steering Tie Rod	2.5L	Base, S, SL	Right Outer, GAS, Actual OE	TRE0007
Altima	Steering Tie Rod	3.5L	SR	Left Outer, Actual OE	TRE0008
Altima	Steering Tie Rod	2.5L	Base, S, SL	Left Outer, GAS, Actual OE	TRE0008
Altima	Steering Tie Rod	2.5L, 3.5L	S, SR	Left Inner, GAS, Rack, Coupe, CL32, Actual OE	TRI0006
Altima	Steering Tie Rod	2.5L, 3.5L	S, SR	Left Inner, GAS, Rack, Coupe, L32, Actual OE	TRI0006

Vehicle	Part Type	Engine Size	Trim	Note(s)	Part Number
<b>2011 Nissan (cont'd)</b>					
Altima	Steering Tie Rod	2.5L, 3.5L	Base, S, SL, SR	Left Inner, GAS, Rack, Sedan, L32, Actual OE	TRI0006
Altima	Steering Tie Rod	2.5L, 3.5L	S, SR	Right Inner, GAS, Rack, Coupe, CL32, Actual OE	TRI0006
Altima	Steering Tie Rod	2.5L, 3.5L	S, SR	Right Inner, GAS, Rack, Coupe, L32, Actual OE	TRI0006
Altima	Steering Tie Rod	2.5L, 3.5L	Base, S, SL, SR	Right Inner, GAS, Rack, Sedan, L32, Actual OE	TRI0006
Altima	Engine Variable Valve Timing (VVT) Sprocket	3.5L	Base, SR	w/ OE No. 13025-JK20A, Intake	VTG0025
Altima	Engine Variable Valve Timing (VVT) Solenoid	3.5L	Base, SR	Left, Actual OE	VTS0003
Altima	Engine Variable Valve Timing (VVT) Solenoid	3.5L	Base, SR	Right, Gasket, Actual OE	VTS0010
Altima	Engine Water Pump	2.5L	Base, Hybrid, S, SL	Gaskets (2), Actual OE	WUP0004
Armada	Automatic Transmission Speed Sensor	5.6L	Platinum, SL, SV	Actual OE	CAS0004
Armada	Engine Crankshaft Position Sensor	5.6L	Platinum, SL, SV	Actual OE	CPS0005
Armada	Engine Camshaft Position Sensor	5.6L	Platinum, SL, SV	Actual OE	CPS0007
Armada	Ignition Coil	5.6L	Platinum, SL, SV	Actual OE	IGC0001
Armada	Mass Air Flow Sensor	5.6L	Platinum, SL, SV	w/ OE No. 22680-7S000, 22680-7S00A, No Housing, Actual OE	MAF0031
Armada	Engine Oil Pump	5.6L	Platinum, SL, SV	Actual OE, OIL PUMP	OUP0010
Armada	Power Steering Pump	5.6L	Platinum, SL, SV	2 washers, Actual OE	PSP0006
Armada	Steering Tie Rod	5.6L	Platinum, SL, SV	Left Outer, Actual OE	TRE0003
Armada	Steering Tie Rod	5.6L	Platinum, SL, SV	Right Outer, Actual OE	TRE0004
Armada	Steering Tie Rod	5.6L	Platinum, SL, SV	Left Inner, Rack, Actual OE	TRI0003
Armada	Steering Tie Rod	5.6L	Platinum, SL, SV	Right Inner, Rack, Actual OE	TRI0003
Armada	Engine Variable Valve Timing (VVT) Sprocket	5.6L	Platinum, SL, SV	Intake (Left), Actual OE	VTG0008

Vehicle	Part Type	Engine Size	Trim	Note(s)	Part Number
<b>2011 Nissan (cont'd)</b>					
Armada	Engine Variable Valve Timing (VVT) Sprocket	5.6L	Platinum, SL, SV	Intake (Right), Actual OE	VTG0010
Armada	Engine Variable Valve Timing (VVT) Solenoid	5.6L	Platinum, SL, SV	Right, Actual OE	VTS0003
Armada	Engine Variable Valve Timing (VVT) Solenoid	5.6L	Platinum, SL, SV	Left, Actual OE	VTS0006
Armada	Engine Water Pump	5.6L	Platinum, SL, SV	Gasket, Actual OE	WUP0006
Cube	Fuel Injector	1.8L	Base, Krom, S, SL	Actual OE	FIJ0026
Cube	Ignition Coil	1.8L	Base, Krom, S, SL	Boot and Springs, Actual OE	IGC0002
Cube	Mass Air Flow Sensor	1.8L	Base, Krom, S, SL	w/ OE No. 22680-7S000, No Housing, Actual OE	MAF0031
Cube	Starter Motor	1.8L	Base, Krom, S, SL	Actual OE	STR0021
Cube	Starter Motor	1.8L	Base, Krom, S, SL	w/ California Emissions, Actual OE	STR0064
Frontier	Idle Air Control Valve	2.4L	LE, XE	MEX, Gasket, Actual OE	ABV0073
Frontier	Alternator	2.5L	S, SV	Actual OE	ALR0017
Frontier	Automatic Transmission Speed Sensor	2.5L, 4.0L	PRO-4X, S, SL, SV	Automatic, Actual OE	CAS0004
Frontier	Engine Camshaft Position Sensor	2.5L	S, SV	Actual OE	CPS0003
Frontier	Engine Camshaft Position Sensor	4.0L	PRO-4X, S, SL, SV	Left, Actual OE	CPS0005
Frontier	Engine Camshaft Position Sensor	4.0L	PRO-4X, S, SL, SV	Right, Actual OE	CPS0008
Frontier	Engine Crankshaft Position Sensor	4.0L	PRO-4X, S, SL, SV	Actual OE	CPS0017
Frontier	Engine Camshaft Position Sensor Kit	4.0L	PRO-4X, S, SL, SV	Left	CPS20508KIT
Frontier	Engine Camshaft Position Sensor Kit	4.0L	PRO-4X, S, SL, SV	Right	CPS20508KIT
Frontier	Fuel Injector	2.4L	LE, XE	MEX, Actual OE	FIJ0007
Frontier	Ignition Coil	4.0L	PRO-4X, S, SL, SV	Actual OE	IGC0006
Frontier	Ignition Coil	2.5L	S, SV	Actual OE	IGC0011
Frontier	Mass Air Flow Sensor	4.0L	PRO-4X, S, SL, SV	w/ OE No. 22680-7S000, 22680-7S00A, No Housing, Actual OE	MAF0031

Vehicle	Part Type	Engine Size	Trim	Note(s)	Part Number
<b>2011 Nissan (cont'd)</b>					
Frontier	Mass Air Flow Sensor	2.5L	S, SV	w/ OE No. 22680-7S000, No Housing, Actual OE	MAF0031
Frontier	Rack and Pinion Assembly	2.5L, 4.0L	PRO-4X, S, SL, SV	Actual OE	PSG0024
Frontier	Power Steering Pump	4.0L	PRO-4X, S, SL, SV	2 washers, Actual OE	PSP0003
Frontier	Power Steering Pump	2.5L	S, SV	2 washers, Actual OE	PSP0035
Frontier	Steering Tie Rod	2.5L, 4.0L	PRO-4X, S, SL, SV	Left Outer, Actual OE	TRE0005
Frontier	Steering Tie Rod	2.5L, 4.0L	PRO-4X, S, SL, SV	Right Outer, Actual OE	TRE0006
Frontier	Steering Tie Rod	2.5L, 4.0L	PRO-4X, S, SL, SV	Left Inner, Rack, Actual OE	TRI0004
Frontier	Steering Tie Rod	2.5L, 4.0L	PRO-4X, S, SL, SV	Right Inner, Rack, Actual OE	TRI0004
Frontier	Engine Variable Valve Timing (VVT) Solenoid	4.0L	PRO-4X, S, SL, SV	Right, Gasket, Actual OE	VTS0001
Frontier	Engine Variable Valve Timing (VVT) Solenoid	4.0L	PRO-4X, S, SL, SV	Left, Gasket, Actual OE	VTS0002
Frontier	Engine Variable Valve Timing (VVT) Solenoid	2.5L	S, SV	Actual OE	VTS0003
GT-R	Fuel Injection Throttle Body	3.8L	Premium	Right position, Gasket, Actual OE	ETB0007
GT-R	Fuel Injection Throttle Body	3.8L	Premium	Left position, Gasket, Actual OE	ETB0010
GT-R	Ignition Coil	3.8L	Premium	Actual OE	IGC0079
GT-R	Mass Air Flow Sensor	3.8L	Premium	w/ OE No. 22680-7S000, No Housing, Actual OE	MAF0031
GT-R	Manifold Absolute Pressure Sensor	3.8L	Premium	Actual OE	PRS0004
GT-R	Rack and Pinion Assembly	3.8L	Premium	Actual OE	PSG0017
GT-R	Power Steering Pump	3.8L	Premium	2 washers, Actual OE	PSP0034
GT-R	Engine Variable Valve Timing (VVT) Sprocket	3.8L	Premium	w/ OE No. 13025-JK20A, Intake	VTG0025
GT-R	Engine Variable Valve Timing (VVT) Solenoid	3.8L	Premium	Left, Actual OE	VTS0003
GT-R	Engine Variable Valve Timing (VVT) Solenoid	3.8L	Premium	Right, Gasket, Actual OE	VTS0005

Vehicle	Part Type	Engine Size	Trim	Note(s)	Part Number
<b>2011 Nissan (cont'd)</b>					
Juke	Engine Crankshaft Position Sensor	1.6L	S, SL, SV	Actual OE	CPS0009
Juke	Fuel Injection Throttle Body	1.6L	S, SL, SV	Actual OE	ETB0037
Juke	Ignition Coil	1.6L	S, SL, SV	Actual OE	IGC0084
Juke	Mass Air Flow Sensor	1.6L	S, SL, SV	Actual OE	MAF0058
Juke	Manifold Absolute Pressure Sensor	1.6L	S, SL, SV	Actual OE	PRS0005
Juke	Starter Motor	1.6L	S, SL, SV	Actual OE	STR0021
Maxima	Idle Air Control Valve	3.5L	Base	MEX, Gasket, Actual OE	ABV0039
Maxima	Fuel Injection Throttle Body	3.5L	Base, S, SV	Actual OE	ETB0021
Maxima	Fuel Injector	3.5L	Base	MEX, Actual OE	FIJ0020
Maxima	Ignition Coil	3.5L	S, SV	Actual OE	IGC0003
Maxima	Ignition Coil	3.5L	Base	MEX, Actual OE	IGC0003
Maxima	Mass Air Flow Sensor	3.5L	Base, S, SV	w/ OE No. 22680-7S00A, No Housing, Actual OE	MAF0031
Maxima	Rack and Pinion Assembly	3.5L	Base, S, SV	Actual OE	PSG0023
Maxima	Power Steering Pump	3.5L	Base, S, SV	2 washers, Actual OE	PSP0017
Maxima	Steering Tie Rod	3.5L	S, SV	Right Outer, Actual OE	TRE0007
Maxima	Steering Tie Rod	3.5L	S, SV	Left Outer, Actual OE	TRE0008
Maxima	Steering Tie Rod	3.5L	S, SV	Left Inner, Rack, Actual OE	TRI0007
Maxima	Steering Tie Rod	3.5L	S, SV	Right Inner, Rack, Actual OE	TRI0007
Maxima	Engine Variable Valve Timing (VVT) Sprocket	3.5L	Base, S, SV	Intake	VTG0025
Maxima	Engine Variable Valve Timing (VVT) Solenoid	3.5L	Base, S, SV	Left, Actual OE	VTS0003
Maxima	Engine Variable Valve Timing (VVT) Solenoid	3.5L	Base, S, SV	Right, Gasket, Actual OE	VTS0010
Murano	Fuel Injection Throttle Body	3.5L	CrossCabriolet, LE, S, SL, SV	Actual OE	ETB0014
Murano	Ignition Coil	3.5L	CrossCabriolet, LE, S, SL, SV	Actual OE	IGC0003
Murano	Mass Air Flow Sensor	3.5L	CrossCabriolet, LE, S, SL, SV	w/ OE No. 22680-7S000, No Housing, Actual OE	MAF0031

Vehicle	Part Type	Engine Size	Trim	Note(s)	Part Number
<b>2011 Nissan (cont'd)</b>					
Murano	Engine Oil Pump	3.5L	CrossCabriolet, LE, S, SL, SV	Actual OE, OIL PUMP	OUP0028
Murano	Rack and Pinion Assembly	3.5L	S, SL, SV	AWD, Sport Utility, Actual OE	PSG0001
Murano	Rack and Pinion Assembly	3.5L	S, SL, SV	From 09/2010, FWD, Sport Utility, Actual OE	PSG0013
Murano	Rack and Pinion Assembly	3.5L	LE	AWD, Sport Utility, Actual OE	PSG0014
Murano	Rack and Pinion Assembly	3.5L	CrossCabriolet	Convertible, Actual OE	PSG0014
Murano	Rack and Pinion Assembly	3.5L	LE	From 08/2011, FWD, Sport Utility, Actual OE	PSG0016
Murano	Power Steering Pump	3.5L	CrossCabriolet, LE, S, SL, SV	2 washers, Actual OE	PSP0019
Murano	Engine Variable Valve Timing (VVT) Solenoid	3.5L	CrossCabriolet, LE, S, SL, SV	Left, Actual OE	VTS0003
Murano	Engine Variable Valve Timing (VVT) Solenoid	3.5L	CrossCabriolet, LE, S, SL, SV	Right, Gasket, Actual OE	VTS0010
Pathfinder	Automatic Transmission Speed Sensor	4.0L, 5.6L	LE, S, SV, Silver Edition	Actual OE	CAS0004
Pathfinder	Engine Crankshaft Position Sensor	5.6L	LE	Actual OE	CPS0005
Pathfinder	Engine Camshaft Position Sensor	4.0L	LE, S, SV, Silver Edition	Left, Actual OE	CPS0005
Pathfinder	Engine Camshaft Position Sensor	5.6L	LE	Actual OE	CPS0007
Pathfinder	Engine Camshaft Position Sensor	4.0L	LE, S, SV, Silver Edition	Right, Actual OE	CPS0008
Pathfinder	Engine Crankshaft Position Sensor	4.0L	LE, S, SV, Silver Edition	Actual OE	CPS0017
Pathfinder	Engine Camshaft Position Sensor Kit	4.0L	LE, S, SV, Silver Edition	Left	CPS20508KIT
Pathfinder	Engine Camshaft Position Sensor Kit	4.0L	LE, S, SV, Silver Edition	Right	CPS20508KIT
Pathfinder	Ignition Coil	5.6L	LE	Actual OE	IGC0001
Pathfinder	Ignition Coil	4.0L	LE, S, SV, Silver Edition	Actual OE	IGC0006
Pathfinder	Mass Air Flow Sensor	4.0L, 5.6L	LE, S, SV, Silver Edition	w/ OE No. 22680-7S000, 22680-7S00A, No Housing, Actual OE	MAF0031
Pathfinder	Engine Oil Pump	5.6L	LE	Actual OE, OIL PUMP	OUP0010
Pathfinder	Rack and Pinion Assembly	4.0L, 5.6L	LE, S, SV, Silver Edition	Actual OE	PSG0024

Vehicle	Part Type	Engine Size	Trim	Note(s)	Part Number
<b>2011 Nissan (cont'd)</b>					
Pathfinder	Power Steering Pump	4.0L	LE, S, SV, Silver Edition	2 washers, Actual OE	PSP0003
Pathfinder	Power Steering Pump	5.6L	LE	2 washers, Actual OE	PSP0006
Pathfinder	Steering Tie Rod	4.0L, 5.6L	LE, S, SV, Silver Edition	Left Outer, Actual OE	TRE0005
Pathfinder	Steering Tie Rod	4.0L, 5.6L	LE, S, SV, Silver Edition	Right Outer, Actual OE	TRE0006
Pathfinder	Steering Tie Rod	4.0L, 5.6L	LE, S, SV, Silver Edition	Left Inner, Rack, Actual OE	TRI0004
Pathfinder	Steering Tie Rod	4.0L, 5.6L	LE, S, SV, Silver Edition	Right Inner, Rack, Actual OE	TRI0004
Pathfinder	Engine Variable Valve Timing (VVT) Sprocket	5.6L	LE	Intake (Left), Actual OE	VTG0008
Pathfinder	Engine Variable Valve Timing (VVT) Sprocket	5.6L	LE	Intake (Right), CAN, Actual OE	VTG0010
Pathfinder	Engine Variable Valve Timing (VVT) Sprocket	5.6L	LE	Intake (Right), USA, Actual OE	VTG0010
Pathfinder	Engine Variable Valve Timing (VVT) Sprocket	4.0L	LE, S, SV, Silver Edition	Intake	VTG0024
Pathfinder	Engine Variable Valve Timing (VVT) Solenoid	4.0L	LE, S, SV, Silver Edition	Right, Gasket, Actual OE	VTS0001
Pathfinder	Engine Variable Valve Timing (VVT) Solenoid	4.0L	LE, S, SV, Silver Edition	Left, Gasket, Actual OE	VTS0002
Pathfinder	Engine Variable Valve Timing (VVT) Solenoid	5.6L	LE	Right, Actual OE	VTS0003
Pathfinder	Engine Variable Valve Timing (VVT) Solenoid	5.6L	LE	Left, Actual OE	VTS0006
Pathfinder	Engine Water Pump	5.6L	LE	Gasket, Actual OE	WUP0006
Quest	Fuel Injection Throttle Body	3.5L	LE, S, SL, SV	Actual OE	ETB0014
Quest	Ignition Coil	3.5L	LE, S, SL, SV	Actual OE	IGC0003
Quest	Mass Air Flow Sensor	3.5L	LE, S, SL, SV	w/ OE No. 22680-7S000, No Housing, Actual OE	MAF0031
Quest	Engine Oil Pump	3.5L	LE, S, SL, SV	Actual OE, OIL PUMP	OUP0028
Quest	Engine Variable Valve Timing (VVT) Sprocket	3.5L	LE, S, SL, SV	w/ OE No. 13025-JK20A, Intake	VTG0025



Vehicle	Part Type	Engine Size	Trim	Note(s)	Part Number
<b>2011 Nissan (cont'd)</b>					
Quest	Engine Variable Valve Timing (VVT) Solenoid	3.5L	LE, S, SL, SV	Left, Actual OE	VTS0003
Quest	Engine Variable Valve Timing (VVT) Solenoid	3.5L	LE, S, SL, SV	Right, Gasket, Actual OE	VTS0010
Rogue	Alternator	2.5L	S, S Krom, SL, SV	Actual OE	ALR0055
Rogue	Fuel Injection Throttle Body	2.5L	S, S Krom, SL, SV	Gasket, Actual OE	ETB0004
Rogue	Ignition Coil	2.5L	S, S Krom, SV	Boot and Springs, Actual OE	IGC0002
Rogue	Ignition Coil	2.5L	SL	MEX, Boot and Springs, Actual OE	IGC0002
Rogue	Mass Air Flow Sensor	2.5L	S, S Krom, SL, SV	w/ OE No. 22680-7S000, No Housing, Actual OE	MAF0031
Rogue	Engine Oil Pump Cover	2.5L	S, S Krom, SV	Actual OE	OFC0005
Rogue	Engine Oil Pump Cover	2.5L	SL	MEX, Actual OE	OFC0005
Rogue	Engine Water Pump	2.5L	S, S Krom, SV	Gasket, Actual OE	WUP0035
Rogue	Engine Water Pump	2.5L	SL	w/ Pulley; Seal Included, Gasket, Actual OE	WUP0035
Sentra	Fuel Injection Throttle Body	2.5L	SE-R, SE-R Spec V	Gasket, Actual OE	ETB0004
Sentra	Fuel Injector	2.0L	Custom, Elite, Emotion	MEX, Actual OE	FIJ0026
Sentra	Fuel Injector	2.0L	Base, S, SL, SR	w/ Federal Emissions, Actual OE	FIJ0026
Sentra	Ignition Coil	2.0L, 2.5L	Base, Custom, Elite, Emotion, S, SE-R, SE-R Spec V, SL, SR	Boot and Springs, Actual OE	IGC0002
Sentra	Mass Air Flow Sensor	2.0L, 2.5L	Base, Custom, Elite, Emotion, S, SE-R, SE-R Spec V, SL, SR	w/ OE No. 22680-7S000, No Housing, Actual OE	MAF0031
Sentra	Engine Oil Pump Cover	2.5L	SE-R, SE-R Spec V	Actual OE	OFC0005
Sentra	Starter Motor	2.0L	Base, S, SL, SR	Actual OE	STR0021
Sentra	Starter Motor	2.0L	Base, Custom, Elite, Emotion, S, SL, SR	w/ California Emissions, Actual OE	STR0064
Sentra	Engine Water Pump	2.5L	SE-R, SE-R Spec V	Gaskets (2), Actual OE	WUP0004
Sentra	Engine Water Pump	2.0L	Custom, Elite, Emotion	MEX, Gasket, Actual OE	WUP0008
Tiida	Engine Oil Pump	1.8L	Comfort, Custom, Emotion, Premium	MEX, Actual OE, OIL PUMP	OUP0012

Vehicle	Part Type	Engine Size	Trim	Note(s)	Part Number
<b>2011 Nissan (cont'd)</b>					
Tiida	Engine Water Pump	1.8L	Comfort, Custom, Emotion, Premium	MEX, Gasket, Actual OE	WUP0008
Titan	Automatic Transmission Speed Sensor	5.6L	PRO-4X, S, SL, SV	Actual OE	CAS0004
Titan	Engine Crankshaft Position Sensor	5.6L	PRO-4X, S, SL, SV	Actual OE	CPS0005
Titan	Engine Camshaft Position Sensor	5.6L	PRO-4X, S, SL, SV	Actual OE	CPS0007
Titan	Ignition Coil	5.6L	PRO-4X, S, SL, SV	Actual OE	IGC0001
Titan	Mass Air Flow Sensor	5.6L	PRO-4X, S, SL, SV	w/ OE No. 22680-7S000, 22680-7S00A, No Housing, Actual OE	MAF0031
Titan	Engine Oil Pump	5.6L	PRO-4X, S, SL, SV	Actual OE, OIL PUMP	OUP0010
Titan	Power Steering Pump	5.6L	PRO-4X, S, SL, SV	2 washers, Actual OE	PSP0006
Titan	Steering Tie Rod	5.6L	PRO-4X, S, SL, SV	Left Outer, Actual OE	TRE0003
Titan	Steering Tie Rod	5.6L	PRO-4X, S, SL, SV	Right Outer, Actual OE	TRE0004
Titan	Steering Tie Rod	5.6L	PRO-4X, S, SL, SV	Left Inner, Rack, Actual OE	TRI0003
Titan	Steering Tie Rod	5.6L	PRO-4X, S, SL, SV	Right Inner, Rack, Actual OE	TRI0003
Titan	Engine Variable Valve Timing (VVT) Sprocket	5.6L	PRO-4X, S, SL, SV	Intake (Left), Actual OE	VTG0008
Titan	Engine Variable Valve Timing (VVT) Sprocket	5.6L	PRO-4X, S, SL, SV	Intake (Right), Actual OE	VTG0010
Titan	Engine Variable Valve Timing (VVT) Solenoid	5.6L	PRO-4X, S, SL, SV	Right, Actual OE	VTS0003
Titan	Engine Variable Valve Timing (VVT) Solenoid	5.6L	PRO-4X, S, SL, SV	Left, Actual OE	VTS0006
Titan	Engine Water Pump	5.6L	PRO-4X, S, SL, SV	Gasket, Actual OE	WUP0006
Tsuru	Throttle Position Sensor	1.6L	GS I, GS II	MEX, Actual OE	TPS0003
Urvan	Engine Camshaft Position Sensor	2.5L	Base	MEX, Actual OE	CPS0003
Urvan	Mass Air Flow Sensor	2.5L, 3.0L	Base	MEX, Housing, Actual OE	MAF0029
Versa	Automatic Transmission Speed Sensor	1.8L	S, SL	Output, Hatchback, Automatic, Actual OE	CAS0005

Vehicle	Part Type	Engine Size	Trim	Note(s)	Part Number
<b>2011 Nissan (cont'd)</b>					
Versa	Automatic Transmission Speed Sensor	1.6L, 1.8L	1.6, S, SL	Output, Sedan, Automatic, Actual OE	CAS0005
Versa	Fuel Injector	1.8L	S, SL	Actual OE	FIJ0026
Versa	Fuel Injector	1.6L	1.6, 1.6 Base	Actual OE	FIJ0031
Versa	Ignition Coil	1.8L	S, SL	Boot and Springs, Actual OE	IGC0002
Versa	Ignition Coil	1.6L	1.6, 1.6 Base	To 06/2011, Boot and Springs, Actual OE	IGC0002
Versa	Ignition Coil	1.6L	1.6, 1.6 Base	From 06/2011, Actual OE	IGC0092
Versa	Mass Air Flow Sensor	1.6L, 1.8L	1.6, 1.6 Base, S, SL	w/ OE No. 22680-7S000, 22680-7S00A, No Housing, Actual OE	MAF0031
Versa	Starter Motor	1.8L	S, SL	Actual OE	STR0021
Versa	Starter Motor	1.6L	1.6, 1.6 Base	Actual OE	STR0066
Versa	Engine Variable Valve Timing (VVT) Sprocket	1.6L	1.6, 1.6 Base	Intake, Actual OE	VTG0005
Xterra	Automatic Transmission Speed Sensor	4.0L	PRO-4X, S, SV, X	Automatic, Actual OE	CAS0004
Xterra	Engine Camshaft Position Sensor	4.0L	PRO-4X, S, SV, X	Left, Actual OE	CPS0005
Xterra	Engine Camshaft Position Sensor	4.0L	PRO-4X, S, SV, X	Right, Actual OE	CPS0008
Xterra	Engine Crankshaft Position Sensor	4.0L	PRO-4X, S, SV, X	Actual OE	CPS0017
Xterra	Engine Camshaft Position Sensor Kit	4.0L	PRO-4X, S, SV, X	Left	CPS20508KIT
Xterra	Engine Camshaft Position Sensor Kit	4.0L	PRO-4X, S, SV, X	Right	CPS20508KIT
Xterra	Ignition Coil	4.0L	PRO-4X, S, SV, X	Actual OE	IGC0006
Xterra	Mass Air Flow Sensor	4.0L	PRO-4X, S, SV, X	w/ OE No. 22680-7S000, 22680-7S00A, No Housing, Actual OE	MAF0031
Xterra	Rack and Pinion Assembly	4.0L	PRO-4X, S, SV, X	Actual OE	PSG0024
Xterra	Power Steering Pump	4.0L	PRO-4X, S, SV, X	2 washers, Actual OE	PSP0003
Xterra	Steering Tie Rod	4.0L	PRO-4X, S, SV, X	Left Outer, Actual OE	TRE0005
Xterra	Steering Tie Rod	4.0L	PRO-4X, S, SV, X	Right Outer, Actual OE	TRE0006

Vehicle	Part Type	Engine Size	Trim	Note(s)	Part Number
<b>2011 Nissan (cont'd)</b>					
Xterra	Steering Tie Rod	4.0L	PRO-4X, S, SV, X	Left Inner, Rack, Actual OE	TRI0004
Xterra	Steering Tie Rod	4.0L	PRO-4X, S, SV, X	Right Inner, Rack, Actual OE	TRI0004
Xterra	Engine Variable Valve Timing (VVT) Sprocket	4.0L	PRO-4X, S, SV, X	Intake	VTG0024
Xterra	Engine Variable Valve Timing (VVT) Solenoid	4.0L	PRO-4X, S, SV, X	Right, Gasket, Actual OE	VTS0001
Xterra	Engine Variable Valve Timing (VVT) Solenoid	4.0L	PRO-4X, S, SV, X	Left, Gasket, Actual OE	VTS0002
X-Trail	Mass Air Flow Sensor	2.5L	Base, LE, SLX	MEX, No Housing, Actual OE	MAF0031
<b>2012 Nissan</b>					
370Z	Automatic Transmission Speed Sensor	3.7L	Base, Touring	Automatic, Actual OE	CAS0004
370Z	Fuel Injection Throttle Body	3.7L	Base, Nismo, Touring	Left position, Actual OE	ETB0005
370Z	Fuel Injection Throttle Body	3.7L	Base, Nismo, Touring	Right position, Actual OE	ETB0008
370Z	Ignition Coil	3.7L	Base, Nismo, Touring	Actual OE	IGC0078
370Z	Mass Air Flow Sensor	3.7L	Base, Nismo, Touring	w/ OE No. 22680-7S000, No Housing, Actual OE	MAF0031
370Z	Manifold Absolute Pressure Sensor	3.7L	Base, Nismo, Touring	Engine Cover, Front, Actual OE	PRS0002
370Z	Manifold Absolute Pressure Sensor	3.7L	Base, Nismo, Touring	Air Power Booster, Front, Actual OE	PRS0003
370Z	Power Steering Pump	3.7L	Base, Nismo, Touring	2 washers, Actual OE	PSP0033
370Z	Starter Motor	3.7L	Base, Nismo, Touring	Actual OE	STR0063
370Z	Engine Variable Valve Timing (VVT) Sprocket	3.7L	Base, Nismo, Touring	Intake (Right), Actual OE	VTG0006
370Z	Engine Variable Valve Timing (VVT) Sprocket	3.7L	Base, Nismo, Touring	Intake (Left), Actual OE	VTG0011
370Z	Engine Variable Valve Timing (VVT) Solenoid	3.7L	Base, Nismo, Touring	Left, Actual OE	VTS0003
370Z	Engine Variable Valve Timing (VVT) Solenoid	3.7L	Base, Nismo, Touring	Right, Gasket, Actual OE	VTS0005
Altima	Fuel Injection Throttle Body	2.5L	Base, S, SL	Gasket, Actual OE	ETB0004

Vehicle	Part Type	Engine Size	Trim	Note(s)	Part Number
<b>2012 Nissan (cont'd)</b>					
Altima	Fuel Injection Throttle Body	3.5L	Base, SR	Actual OE	ETB0014
Altima	Ignition Coil	2.5L	Base, S	Boot and Springs, Actual OE	IGC0002
Altima	Ignition Coil	2.5L	SL	MEX, Boot and Springs, Actual OE	IGC0002
Altima	Ignition Coil	2.5L	SL	USA, Boot and Springs, Actual OE	IGC0002
Altima	Ignition Coil	3.5L	SR	Actual OE	IGC0003
Altima	Ignition Coil	3.5L	Base	MEX, Actual OE	IGC0003
Altima	Mass Air Flow Sensor	2.5L, 3.5L	Base, S, SL, SR	w/ OE No. 22680-7S000, No Housing, Actual OE	MAF0031
Altima	Engine Oil Pump Cover	2.5L	Base, S, SL	Actual OE	OFC0004
Altima	Rack and Pinion Assembly	2.5L	Base, S, SL	Sedan, Actual OE	PSG0020
Altima	Rack and Pinion Assembly	2.5L	S	Coupe, Actual OE	PSG0021
Altima	Rack and Pinion Assembly	3.5L	SR	Sedan, Actual OE	PSG0021
Altima	Rack and Pinion Assembly	3.5L	Base, SR	Coupe, Actual OE	PSG0022
Altima	Power Steering Pump	2.5L	Base, S, SL	2 washers, Actual OE	PSP0001
Altima	Power Steering Pump	3.5L	Base	2 washers, Actual OE	PSP0026
Altima	Power Steering Pump	3.5L	SR	From 09/2009, 2 washers, Actual OE	PSP0026
Altima	Steering Tie Rod	2.5L, 3.5L	Base, S, SL, SR	Right Outer, Actual OE	TRE0007
Altima	Steering Tie Rod	2.5L, 3.5L	Base, S, SL, SR	Left Outer, Actual OE	TRE0008
Altima	Steering Tie Rod	2.5L, 3.5L	S, SR	Left Inner, Rack, Coupe, CL32, Actual OE	TRI0006
Altima	Steering Tie Rod	2.5L, 3.5L	S, SR	Left Inner, Rack, Coupe, L32, Actual OE	TRI0006
Altima	Steering Tie Rod	2.5L, 3.5L	Base, S, SL, SR	Left Inner, Rack, Sedan, L32, Actual OE	TRI0006
Altima	Steering Tie Rod	2.5L, 3.5L	S, SR	Right Inner, Rack, Coupe, CL32, Actual OE	TRI0006
Altima	Steering Tie Rod	2.5L, 3.5L	S, SR	Right Inner, Rack, Coupe, L32, Actual OE	TRI0006

Vehicle	Part Type	Engine Size	Trim	Note(s)	Part Number
<b>2012 Nissan (cont'd)</b>					
Altima	Steering Tie Rod	2.5L, 3.5L	Base, S, SL, SR	Right Inner, Rack, Sedan, L32, Actual OE	TRI0006
Altima	Engine Variable Valve Timing (VVT) Sprocket	3.5L	Base, SR	w/ OE No. 13025-JK20A, Intake	VTG0025
Altima	Engine Variable Valve Timing (VVT) Solenoid	3.5L	Base, SR	Left, Actual OE	VTS0003
Altima	Engine Variable Valve Timing (VVT) Solenoid	3.5L	Base, SR	Right, Gasket, Actual OE	VTS0010
Altima	Engine Water Pump	2.5L	Base, S, SL	Gaskets (2), Actual OE	WUP0004
Armada	Automatic Transmission Speed Sensor	5.6L	Base, Platinum, SL, SV	Actual OE	CAS0004
Armada	Engine Crankshaft Position Sensor	5.6L	Base, Platinum, SL, SV	Actual OE	CPS0005
Armada	Engine Camshaft Position Sensor	5.6L	Base, Platinum, SL, SV	Actual OE	CPS0007
Armada	Ignition Coil	5.6L	Base, Platinum, SL, SV	Actual OE	IGC0001
Armada	Mass Air Flow Sensor	5.6L	Base, Platinum, SL, SV	w/ OE No. 22680-7S00A, No Housing, Actual OE	MAF0031
Armada	Engine Oil Pump	5.6L	Base, Platinum, SL, SV	Actual OE, OIL PUMP	OUP0010
Armada	Power Steering Pump	5.6L	Base, Platinum, SL, SV	2 washers, Actual OE	PSP0006
Armada	Steering Tie Rod	5.6L	Platinum, SL, SV	Left Outer, Actual OE	TRE0003
Armada	Steering Tie Rod	5.6L	Platinum, SL, SV	Right Outer, Actual OE	TRE0004
Armada	Steering Tie Rod	5.6L	Platinum, SL, SV	Left Inner, Rack, Actual OE	TRI0003
Armada	Steering Tie Rod	5.6L	Platinum, SL, SV	Right Inner, Rack, Actual OE	TRI0003
Armada	Engine Variable Valve Timing (VVT) Sprocket	5.6L	Base, Platinum, SL, SV	Intake (Left), Actual OE	VTG0008
Armada	Engine Variable Valve Timing (VVT) Sprocket	5.6L	Base, Platinum, SL, SV	Intake (Right), Actual OE	VTG0010
Armada	Engine Variable Valve Timing (VVT) Solenoid	5.6L	Base, Platinum, SL, SV	Right, Actual OE	VTS0003
Armada	Engine Variable Valve Timing (VVT) Solenoid	5.6L	Base, Platinum, SL, SV	Left, Actual OE	VTS0006

Vehicle	Part Type	Engine Size	Trim	Note(s)	Part Number
<b>2012 Nissan (cont'd)</b>					
Armada	Engine Water Pump	5.6L	Platinum, SL, SV	Gasket, Actual OE	WUP0006
Armada	Engine Water Pump	5.6L	Base	w/o Pulley, Gasket, Actual OE	WUP0006
Cube	Fuel Injector	1.8L	Base, S, SL	Actual OE	FIJ0026
Cube	Ignition Coil	1.8L	Base, S, SL	Boot and Springs, Actual OE	IGC0002
Cube	Mass Air Flow Sensor	1.8L	Base, S, SL	w/ OE No. 22680-7S000, No Housing, Actual OE	MAF0031
Cube	Starter Motor	1.8L	Base, S, SL	Actual OE	STR0021
Cube	Starter Motor	1.8L	Base, S, SL	w/ California Emissions, Actual OE	STR0064
Frontier	Idle Air Control Valve	4.0L	PRO-4X	MEX, Gasket, Actual OE	ABV0073
Frontier	Alternator	2.5L	S, SV	Actual OE	ALR0017
Frontier	Alternator	4.0L	PRO-4X	MEX, Actual OE	ALR0039
Frontier	Automatic Transmission Speed Sensor	2.5L, 4.0L	PRO-4X, S, SL, SV	Automatic, Actual OE	CAS0004
Frontier	Engine Camshaft Position Sensor	2.5L	S, SV	Actual OE	CPS0003
Frontier	Engine Camshaft Position Sensor	4.0L	PRO-4X, S, SL, SV	Left, Actual OE	CPS0005
Frontier	Engine Camshaft Position Sensor	4.0L	PRO-4X, S, SL, SV	Right, Actual OE	CPS0008
Frontier	Engine Crankshaft Position Sensor	4.0L	PRO-4X, S, SL, SV	Actual OE	CPS0017
Frontier	Engine Camshaft Position Sensor Kit	4.0L	PRO-4X, S, SL, SV	Left	CPS20508KIT
Frontier	Engine Camshaft Position Sensor Kit	4.0L	PRO-4X, S, SL, SV	Right	CPS20508KIT
Frontier	Ignition Coil	4.0L	PRO-4X, S, SL, SV	Actual OE	IGC0006
Frontier	Ignition Coil	2.5L	S, SV	Actual OE	IGC0011
Frontier	Mass Air Flow Sensor	2.5L	S, SV	w/ OE No. 22680-7S000, No Housing, Actual OE	MAF0031
Frontier	Mass Air Flow Sensor	4.0L	PRO-4X, S, SL, SV	w/ OE No. 22680-7S00A, No Housing, Actual OE	MAF0031
Frontier	Rack and Pinion Assembly	2.5L, 4.0L	PRO-4X, S, SL, SV	Actual OE	PSG0024
Frontier	Power Steering Pump	4.0L	PRO-4X, S, SL, SV	2 washers, Actual OE	PSP0003
Frontier	Power Steering Pump	2.5L	S, SV	2 washers, Actual OE	PSP0035

Vehicle	Part Type	Engine Size	Trim	Note(s)	Part Number
<b>2012 Nissan (cont'd)</b>					
Frontier	Steering Tie Rod	2.5L, 4.0L	PRO-4X, S, SL, SV	Left Outer, Actual OE	TRE0005
Frontier	Steering Tie Rod	2.5L, 4.0L	PRO-4X, S, SL, SV	Right Outer, Actual OE	TRE0006
Frontier	Steering Tie Rod	2.5L, 4.0L	PRO-4X, S, SL, SV	Left Inner, Rack, Actual OE	TRI0004
Frontier	Steering Tie Rod	2.5L, 4.0L	PRO-4X, S, SL, SV	Right Inner, Rack, Actual OE	TRI0004
Frontier	Engine Variable Valve Timing (VVT) Sprocket	4.0L	PRO-4X, S, SL, SV	Intake	VTG0024
Frontier	Engine Variable Valve Timing (VVT) Solenoid	4.0L	PRO-4X, S, SL, SV	Right, Gasket, Actual OE	VTS0001
Frontier	Engine Variable Valve Timing (VVT) Solenoid	4.0L	PRO-4X, S, SL, SV	Left, Gasket, Actual OE	VTS0002
Frontier	Engine Variable Valve Timing (VVT) Solenoid	2.5L	S, SV	Actual OE	VTS0003
GT-R	Fuel Injection Throttle Body	3.8L	Black Edition, Premium	Right position, Gasket, Actual OE	ETB0007
GT-R	Fuel Injection Throttle Body	3.8L	Black Edition, Premium	Left position, Gasket, Actual OE	ETB0010
GT-R	Ignition Coil	3.8L	Black Edition, Premium	Actual OE	IGC0079
GT-R	Mass Air Flow Sensor	3.8L	Black Edition, Premium	w/ OE No. 22680-7S000, No Housing, Actual OE	MAF0031
GT-R	Manifold Absolute Pressure Sensor	3.8L	Black Edition, Premium	Actual OE	PRS0004
GT-R	Rack and Pinion Assembly	3.8L	Black Edition, Premium	Actual OE	PSG0017
GT-R	Power Steering Pump	3.8L	Black Edition, Premium	2 washers, Actual OE	PSP0034
GT-R	Engine Variable Valve Timing (VVT) Sprocket	3.8L	Black Edition, Premium	Intake	VTG0025
GT-R	Engine Variable Valve Timing (VVT) Solenoid	3.8L	Black Edition, Premium	Left, Actual OE	VTS0003
GT-R	Engine Variable Valve Timing (VVT) Solenoid	3.8L	Black Edition, Premium	Right, Gasket, Actual OE	VTS0005
Juke	Engine Crankshaft Position Sensor	1.6L	S, SL, SV	Actual OE	CPS0009
Juke	Fuel Injection Throttle Body	1.6L	S, SL, SV	Actual OE	ETB0037
Juke	Ignition Coil	1.6L	S, SL, SV	Actual OE	IGC0084
Juke	Mass Air Flow Sensor	1.6L	S, SL, SV	Actual OE	MAF0058



Vehicle	Part Type	Engine Size	Trim	Note(s)	Part Number
<b>2012 Nissan (cont'd)</b>					
Juke	Manifold Absolute Pressure Sensor	1.6L	S, SL, SV	Actual OE	PRS0005
Juke	Starter Motor	1.6L	S, SL, SV	Actual OE	STR0021
Maxima	Fuel Injection Throttle Body	3.5L	Base, Exclusive, S, SV	Actual OE	ETB0021
Maxima	Ignition Coil	3.5L	Base, Exclusive, S, SV	Actual OE	IGC0003
Maxima	Mass Air Flow Sensor	3.5L	Base, Exclusive, S, SV	w/ OE No. 22680-7S00A, No Housing, Actual OE	MAF0031
Maxima	Rack and Pinion Assembly	3.5L	Base, Exclusive, S, SV	Actual OE	PSG0023
Maxima	Power Steering Pump	3.5L	Base, Exclusive, S, SV	2 washers, Actual OE	PSP0017
Maxima	Steering Tie Rod	3.5L	S, SV	Right Outer, Actual OE	TRE0007
Maxima	Steering Tie Rod	3.5L	S, SV	Left Outer, Actual OE	TRE0008
Maxima	Steering Tie Rod	3.5L	S, SV	Left Inner, Rack, Actual OE	TRI0007
Maxima	Steering Tie Rod	3.5L	S, SV	Right Inner, Rack, Actual OE	TRI0007
Maxima	Engine Variable Valve Timing (VVT) Sprocket	3.5L	Base, Exclusive, S, SV	Intake	VTG0025
Maxima	Engine Variable Valve Timing (VVT) Solenoid	3.5L	Base, Exclusive, S, SV	Left, Actual OE	VTS0003
Maxima	Engine Variable Valve Timing (VVT) Solenoid	3.5L	Base, Exclusive, S, SV	Right, Gasket, Actual OE	VTS0010
Murano	Fuel Injection Throttle Body	3.5L	CrossCabriolet, Exclusive, LE, S, SL, SV	Actual OE	ETB0014
Murano	Ignition Coil	3.5L	CrossCabriolet, Exclusive, LE, S, SL, SV	Actual OE	IGC0003
Murano	Mass Air Flow Sensor	3.5L	CrossCabriolet, Exclusive, LE, S, SL, SV	w/ OE No. 22680-7S000, No Housing, Actual OE	MAF0031
Murano	Engine Oil Pump	3.5L	CrossCabriolet, Exclusive, LE, S, SL, SV	Actual OE, OIL PUMP	OUP0028
Murano	Rack and Pinion Assembly	3.5L	S, SL, SV	AWD, Sport Utility, Actual OE	PSG0001
Murano	Rack and Pinion Assembly	3.5L	S, SL, SV	FWD, Sport Utility, Actual OE	PSG0013
Murano	Rack and Pinion Assembly	3.5L	LE	AWD, Sport Utility, Actual OE	PSG0014
Murano	Rack and Pinion Assembly	3.5L	CrossCabriolet	Convertible, Actual OE	PSG0014

Vehicle	Part Type	Engine Size	Trim	Note(s)	Part Number
<b>2012 Nissan (cont'd)</b>					
Murano	Rack and Pinion Assembly	3.5L	LE	FWD, Sport Utility, Actual OE	PSG0016
Murano	Power Steering Pump	3.5L	CrossCabriolet, Exclusive, LE, S, SL, SV	2 washers, Actual OE	PSP0019
Murano	Engine Variable Valve Timing (VVT) Sprocket	3.5L	CrossCabriolet, Exclusive, LE, S, SL, SV	Intake	VTG0025
Murano	Engine Variable Valve Timing (VVT) Solenoid	3.5L	CrossCabriolet, Exclusive, LE, S, SL, SV	Left, Actual OE	VTS0003
Murano	Engine Variable Valve Timing (VVT) Solenoid	3.5L	CrossCabriolet, Exclusive, LE, S, SL, SV	Right, Gasket, Actual OE	VTS0010
NV1500	Automatic Transmission Speed Sensor	4.0L	S, SV	Actual OE	CAS0004
NV1500	Engine Camshaft Position Sensor	4.0L	S, SV	Left, Actual OE	CPS0005
NV1500	Engine Camshaft Position Sensor	4.0L	S, SV	Right, Actual OE	CPS0008
NV1500	Engine Crankshaft Position Sensor	4.0L	S, SV	Actual OE	CPS0017
NV1500	Engine Camshaft Position Sensor Kit	4.0L	S, SV	Left	CPS20508KIT
NV1500	Engine Camshaft Position Sensor Kit	4.0L	S, SV	Right	CPS20508KIT
NV1500	Ignition Coil	4.0L	S, SV	VQ40DE, Actual OE	IGC0006
NV1500	Mass Air Flow Sensor	4.0L	S, SV	w/ OE No. 22680-7S00A, No Housing, Actual OE	MAF0031
NV1500	Power Steering Pump	4.0L	S, SV	2 washers, Actual OE	PSP0040
NV1500	Engine Variable Valve Timing (VVT) Solenoid	4.0L	S, SV	Right, Gasket, Actual OE	VTS0001
NV1500	Engine Variable Valve Timing (VVT) Solenoid	4.0L	S, SV	Left, Gasket, Actual OE	VTS0002
NV2500	Automatic Transmission Speed Sensor	4.0L, 5.6L	S, SV	Actual OE	CAS0004
NV2500	Engine Crankshaft Position Sensor	5.6L	S, SV	Actual OE	CPS0005
NV2500	Engine Camshaft Position Sensor	4.0L	S, SV	Left, Actual OE	CPS0005
NV2500	Engine Camshaft Position Sensor	5.6L	S, SV	Actual OE	CPS0007
NV2500	Engine Camshaft Position Sensor	4.0L	S, SV	Right, Actual OE	CPS0008

Vehicle	Part Type	Engine Size	Trim	Note(s)	Part Number
<b>2012 Nissan (cont'd)</b>					
NV2500	Engine Crankshaft Position Sensor	4.0L	S, SV	Actual OE	CPS0017
NV2500	Engine Camshaft Position Sensor Kit	4.0L	S, SV	Left	CPS20508KIT
NV2500	Engine Camshaft Position Sensor Kit	4.0L	S, SV	Right	CPS20508KIT
NV2500	Ignition Coil	5.6L	S, SV	Actual OE	IGC0001
NV2500	Ignition Coil	4.0L	S, SV	VQ40DE, Actual OE	IGC0006
NV2500	Mass Air Flow Sensor	4.0L, 5.6L	S, SV	w/ OE No. 22680-7S00A, No Housing, Actual OE	MAF0031
NV2500	Engine Oil Pump	5.6L	S, SV	Actual OE, OIL PUMP	OUP0010
NV2500	Power Steering Pump	5.6L	S, SV	2 washers, Actual OE	PSP0039
NV2500	Power Steering Pump	4.0L	S, SV	2 washers, Actual OE	PSP0040
NV2500	Engine Variable Valve Timing (VVT) Sprocket	5.6L	S, SV	Intake (Left), Actual OE	VTG0008
NV2500	Engine Variable Valve Timing (VVT) Sprocket	5.6L	S, SV	Intake (Right), Actual OE	VTG0010
NV2500	Engine Variable Valve Timing (VVT) Solenoid	4.0L	S, SV	Right, Gasket, Actual OE	VTS0001
NV2500	Engine Variable Valve Timing (VVT) Solenoid	4.0L	S, SV	Left, Gasket, Actual OE	VTS0002
NV2500	Engine Variable Valve Timing (VVT) Solenoid	5.6L	S, SV	Right, Actual OE	VTS0003
NV2500	Engine Variable Valve Timing (VVT) Solenoid	5.6L	S, SV	Left, Actual OE	VTS0006
NV2500	Engine Water Pump	5.6L	S, SV	Gasket, Actual OE	WUP0006
NV3500	Automatic Transmission Speed Sensor	4.0L, 5.6L	S, SL, SV	Actual OE	CAS0004
NV3500	Engine Crankshaft Position Sensor	5.6L	S, SL, SV	Actual OE	CPS0005
NV3500	Engine Camshaft Position Sensor	4.0L	S, SV	Left, Actual OE	CPS0005
NV3500	Engine Camshaft Position Sensor	5.6L	S, SL, SV	Actual OE	CPS0007
NV3500	Engine Camshaft Position Sensor	4.0L	S, SV	Right, Actual OE	CPS0008

Vehicle	Part Type	Engine Size	Trim	Note(s)	Part Number
<b>2012 Nissan (cont'd)</b>					
NV3500	Engine Crankshaft Position Sensor	4.0L	S, SV	Actual OE	CPS0017
NV3500	Engine Camshaft Position Sensor Kit	4.0L	S, SV	Left	CPS20508KIT
NV3500	Engine Camshaft Position Sensor Kit	4.0L	S, SV	Right	CPS20508KIT
NV3500	Ignition Coil	5.6L	S, SL, SV	Actual OE	IGC0001
NV3500	Ignition Coil	4.0L	S, SV	Actual OE	IGC0006
NV3500	Mass Air Flow Sensor	4.0L, 5.6L	S, SL, SV	w/ OE No. 22680-7S00A, No Housing, Actual OE	MAF0031
NV3500	Engine Oil Pump	5.6L	S, SL, SV	Actual OE, OIL PUMP	OUP0010
NV3500	Power Steering Pump	5.6L	S, SL, SV	2 washers, Actual OE	PSP0039
NV3500	Power Steering Pump	4.0L	S, SV	2 washers, Actual OE	PSP0040
NV3500	Engine Variable Valve Timing (VVT) Sprocket	5.6L	S, SL, SV	Intake (Left), Actual OE	VTG0008
NV3500	Engine Variable Valve Timing (VVT) Sprocket	5.6L	S, SL, SV	Intake (Right), Actual OE	VTG0010
NV3500	Engine Variable Valve Timing (VVT) Sprocket	4.0L	S, SV	From 01/2012, Intake	VTG0024
NV3500	Engine Variable Valve Timing (VVT) Solenoid	4.0L	S, SV	Right, Gasket, Actual OE	VTS0001
NV3500	Engine Variable Valve Timing (VVT) Solenoid	4.0L	S, SV	Left, Gasket, Actual OE	VTS0002
NV3500	Engine Variable Valve Timing (VVT) Solenoid	5.6L	S, SL, SV	Right, Actual OE	VTS0003
NV3500	Engine Variable Valve Timing (VVT) Solenoid	5.6L	S, SL, SV	Left, Actual OE	VTS0006
NV3500	Engine Water Pump	5.6L	S, SL, SV	Gasket, Actual OE	WUP0006
Pathfinder	Automatic Transmission Speed Sensor	4.0L, 5.6L	Base, LE, S, SV, Silver Edition	Actual OE	CAS0004
Pathfinder	Engine Crankshaft Position Sensor	5.6L	LE	Actual OE	CPS0005
Pathfinder	Engine Camshaft Position Sensor	4.0L	Base, LE, S, SV, Silver Edition	Left, Actual OE	CPS0005
Pathfinder	Engine Camshaft Position Sensor	5.6L	LE	Actual OE	CPS0007

Vehicle	Part Type	Engine Size	Trim	Note(s)	Part Number
<b>2012 Nissan (cont'd)</b>					
Pathfinder	Engine Camshaft Position Sensor	4.0L	Base, LE, S, SV, Silver Edition	Right, Actual OE	CPS0008
Pathfinder	Engine Crankshaft Position Sensor	4.0L	Base, LE, S, SV, Silver Edition	Actual OE	CPS0017
Pathfinder	Engine Camshaft Position Sensor Kit	4.0L	Base, LE, S, SV, Silver Edition	Left	CPS20508KIT
Pathfinder	Engine Camshaft Position Sensor Kit	4.0L	Base, LE, S, SV, Silver Edition	Right	CPS20508KIT
Pathfinder	Ignition Coil	5.6L	LE	Actual OE	IGC0001
Pathfinder	Ignition Coil	4.0L	Base, LE, S, SV, Silver Edition	Actual OE	IGC0006
Pathfinder	Mass Air Flow Sensor	4.0L, 5.6L	Base, LE, S, SV, Silver Edition	w/ OE No. 22680-7S00A, No Housing, Actual OE	MAF0031
Pathfinder	Engine Oil Pump	5.6L	LE	Actual OE, OIL PUMP	OUP0010
Pathfinder	Rack and Pinion Assembly	4.0L, 5.6L	Base, LE, S, SV, Silver Edition	Actual OE	PSG0024
Pathfinder	Power Steering Pump	4.0L	Base, LE, S, SV, Silver Edition	2 washers, Actual OE	PSP0003
Pathfinder	Power Steering Pump	5.6L	LE	2 washers, Actual OE	PSP0006
Pathfinder	Steering Tie Rod	4.0L, 5.6L	LE, S, SV	Left Outer, Actual OE	TRE0005
Pathfinder	Steering Tie Rod	4.0L	Silver Edition	Left Outer, Rack, Actual OE	TRE0005
Pathfinder	Steering Tie Rod	4.0L, 5.6L	LE, S, SV	Right Outer, Actual OE	TRE0006
Pathfinder	Steering Tie Rod	4.0L	Silver Edition	Right Outer, Rack, Actual OE	TRE0006
Pathfinder	Steering Tie Rod	4.0L, 5.6L	LE, S, SV, Silver Edition	Left Inner, Rack, Actual OE	TRI0004
Pathfinder	Steering Tie Rod	4.0L, 5.6L	LE, S, SV, Silver Edition	Right Inner, Rack, Actual OE	TRI0004
Pathfinder	Engine Variable Valve Timing (VVT) Sprocket	5.6L	LE	Intake (Left), Actual OE	VTG0008
Pathfinder	Engine Variable Valve Timing (VVT) Sprocket	5.6L	LE	Intake (Right), CAN, Actual OE	VTG0010
Pathfinder	Engine Variable Valve Timing (VVT) Sprocket	5.6L	LE	Intake (Right), USA, Actual OE	VTG0010
Pathfinder	Engine Variable Valve Timing (VVT) Sprocket	4.0L	Base, LE, S, SV, Silver Edition	Intake	VTG0024
Pathfinder	Engine Variable Valve Timing (VVT) Solenoid	4.0L	Base, LE, S, SV, Silver Edition	Right, Gasket, Actual OE	VTS0001

Vehicle	Part Type	Engine Size	Trim	Note(s)	Part Number
<b>2012 Nissan (cont'd)</b>					
Pathfinder	Engine Variable Valve Timing (VVT) Solenoid	4.0L	Base, LE, S, SV, Silver Edition	Left, Gasket, Actual OE	VTS0002
Pathfinder	Engine Variable Valve Timing (VVT) Solenoid	5.6L	LE	Right, Actual OE	VTS0003
Pathfinder	Engine Variable Valve Timing (VVT) Solenoid	5.6L	LE	Left, Actual OE	VTS0006
Pathfinder	Engine Water Pump	5.6L	LE	Gasket, Actual OE	WUP0006
Quest	Fuel Injection Throttle Body	3.5L	LE, S, SL, SV	Actual OE	ETB0014
Quest	Ignition Coil	3.5L	LE, S, SL, SV	Actual OE	IGC0003
Quest	Mass Air Flow Sensor	3.5L	LE, S, SL, SV	w/ OE No. 22680-7S000, No Housing, Actual OE	MAF0031
Quest	Engine Oil Pump	3.5L	LE, S, SL, SV	Actual OE, OIL PUMP	OUP0028
Quest	Engine Variable Valve Timing (VVT) Sprocket	3.5L	LE, S, SL, SV	From 09/2011, Intake	VTG0025
Quest	Engine Variable Valve Timing (VVT) Solenoid	3.5L	LE, S, SL, SV	Left, Actual OE	VTS0003
Quest	Engine Variable Valve Timing (VVT) Solenoid	3.5L	LE, S, SL, SV	Right, Gasket, Actual OE	VTS0010
Rogue	Alternator	2.5L	Advance, Exclusive, Sense	MEX, Actual OE	ALR0055
Rogue	Alternator	2.5L	S, SV	To 01/2012, USA, Actual OE	ALR0055
Rogue	Alternator	2.5L	S, SL, SV	To 06/2012, CAN, Actual OE	ALR0055
Rogue	Fuel Injection Throttle Body	2.5L	Advance, Exclusive, S, SL, SV, Sense	To 06/2012, Gasket, Actual OE	ETB0004
Rogue	Ignition Coil	2.5L	Advance, Exclusive, S, SL, SV, Sense	Boot and Springs, Actual OE	IGC0002
Rogue	Mass Air Flow Sensor	2.5L	Advance, Exclusive, S, SL, SV, Sense	w/ OE No. 22680-7S000, No Housing, Actual OE	MAF0031
Rogue	Engine Oil Pump Cover	2.5L	S, SV	Actual OE	OFC0005
Rogue	Engine Oil Pump Cover	2.5L	Advance, Exclusive, Sense	MEX, Actual OE	OFC0005
Rogue	Engine Water Pump	2.5L	S, SL, SV	Gasket, Actual OE	WUP0035
Rogue	Engine Water Pump	2.5L	Advance, Exclusive, Sense	w/ Pulley; Seal Included, Gasket, Actual OE	WUP0035

Vehicle	Part Type	Engine Size	Trim	Note(s)	Part Number
<b>2012 Nissan (cont'd)</b>					
Sentra	Fuel Injection Throttle Body	2.5L	SE-R, SE-R Spec V	Gasket, Actual OE	ETB0004
Sentra	Fuel Injector	2.0L	Base, S, SL, SR	w/ Federal Emissions, Actual OE	FIJ0026
Sentra	Ignition Coil	2.0L, 2.5L	Base, Custom, Elite, Emotion, S, SE-R, SE-R Spec V, SL, SR	Boot and Springs, Actual OE	IGC0002
Sentra	Mass Air Flow Sensor	2.0L, 2.5L	Base, Custom, Elite, Emotion, S, SE-R, SE-R Spec V, SL, SR	w/ OE No. 22680-7S000, 22680-7S00A, No Housing, Actual OE	MAF0031
Sentra	Engine Oil Pump Cover	2.5L	SE-R, SE-R Spec V	Actual OE	OFC0005
Sentra	Starter Motor	2.0L	Base, S, SL, SR	Actual OE	STR0021
Sentra	Starter Motor	2.0L	Base, Custom, Elite, Emotion, S, SL, SR	w/ California Emissions, Actual OE	STR0064
Sentra	Engine Water Pump	2.5L	SE-R, SE-R Spec V	Gaskets (2), Actual OE	WUP0004
Sentra	Engine Water Pump	2.0L	Custom, Elite, Emotion	MEX, Gasket, Actual OE	WUP0008
Tiida	Engine Oil Pump	1.8L	Comfort, Custom, Emotion, Premium	MEX, Actual OE, OIL PUMP	OUP0012
Tiida	Engine Water Pump	1.8L	Comfort, Custom, Emotion, Premium	MEX, Gasket, Actual OE	WUP0008
Titan	Automatic Transmission Speed Sensor	5.6L	Base, PRO-4X, S, SL, SV	Actual OE	CAS0004
Titan	Engine Crankshaft Position Sensor	5.6L	Base, PRO-4X, S, SL, SV	Actual OE	CPS0005
Titan	Engine Camshaft Position Sensor	5.6L	Base, PRO-4X, S, SL, SV	Actual OE	CPS0007
Titan	Ignition Coil	5.6L	Base, PRO-4X, S, SL, SV	Actual OE	IGC0001
Titan	Mass Air Flow Sensor	5.6L	Base, PRO-4X, S, SL, SV	w/ OE No. 22680-7S00A, No Housing, Actual OE	MAF0031
Titan	Engine Oil Pump	5.6L	Base, PRO-4X, S, SL, SV	Actual OE, OIL PUMP	OUP0010
Titan	Power Steering Pump	5.6L	Base, PRO-4X, S, SL, SV	2 washers, Actual OE	PSP0006
Titan	Steering Tie Rod	5.6L	PRO-4X, S, SL, SV	Left Outer, Actual OE	TRE0003
Titan	Steering Tie Rod	5.6L	PRO-4X, S, SL, SV	Right Outer, Actual OE	TRE0004
Titan	Steering Tie Rod	5.6L	PRO-4X, S, SL, SV	Left Inner, Rack, Actual OE	TRI0003
Titan	Steering Tie Rod	5.6L	PRO-4X, S, SL, SV	Right Inner, Rack, Actual OE	TRI0003

Vehicle	Part Type	Engine Size	Trim	Note(s)	Part Number
<b>2012 Nissan (cont'd)</b>					
Titan	Engine Variable Valve Timing (VVT) Sprocket	5.6L	Base, PRO-4X, S, SL, SV	Intake (Left), Actual OE	VTG0008
Titan	Engine Variable Valve Timing (VVT) Sprocket	5.6L	Base, PRO-4X, S, SL, SV	Intake (Right), Actual OE	VTG0010
Titan	Engine Variable Valve Timing (VVT) Solenoid	5.6L	Base, PRO-4X, S, SL, SV	Right, Actual OE	VTS0003
Titan	Engine Variable Valve Timing (VVT) Solenoid	5.6L	Base, PRO-4X, S, SL, SV	Left, Actual OE	VTS0006
Titan	Engine Water Pump	5.6L	PRO-4X, S, SL, SV	Gasket, Actual OE	WUP0006
Titan	Engine Water Pump	5.6L	Base	w/o Pulley, Gasket, Actual OE	WUP0006
Tsuru	Throttle Position Sensor	1.6L	GS I, GS II	MEX, Actual OE	TPS0003
Urvan	Engine Camshaft Position Sensor	2.5L	Base	MEX, Actual OE	CPS0003
Urvan	Mass Air Flow Sensor	2.5L	Base	MEX, Housing, Actual OE	MAF0029
Urvan	Mass Air Flow Sensor	3.0L	Base	MEX, No Housing, Actual OE	MAF0031
Versa	Automatic Transmission Speed Sensor	1.8L	1.8 S	Output, Hatchback, Automatic, Actual OE	CAS0005
Versa	Fuel Injector	1.8L	1.8 S, 1.8 SL	Actual OE	FIJ0026
Versa	Ignition Coil	1.8L	1.8 S, 1.8 SL	Boot and Springs, Actual OE	IGC0002
Versa	Ignition Coil	1.6L	1.6 S, 1.6 SL, 1.6 SV, Advance, Sense	Actual OE	IGC0092
Versa	Mass Air Flow Sensor	1.6L	1.6 S, 1.6 SL, 1.6 SV, Advance, Sense	w/ OE No. 22680-7S000, 22680-7S00A, No Housing, Actual OE	MAF0031
Versa	Mass Air Flow Sensor	1.8L	1.8 S, 1.8 SL	w/ OE No. 22680-7S000, No Housing, Actual OE	MAF0031
Versa	Starter Motor	1.8L	1.8 S, 1.8 SL	Actual OE	STR0021
Versa	Starter Motor	1.6L	1.6 S, 1.6 SL, 1.6 SV	Actual OE	STR0066
Versa	Engine Variable Valve Timing (VVT) Sprocket	1.6L	1.6 S, 1.6 SL, 1.6 SV	Intake, Actual OE	VTG0005
Versa	Engine Variable Valve Timing (VVT) Sprocket	1.6L	1.6 S, 1.6 SL, 1.6 SV	To 11/2011, Exhaust, Actual OE	VTG0005



Vehicle	Part Type	Engine Size	Trim	Note(s)	Part Number
<b>2012 Nissan (cont'd)</b>					
Xterra	Automatic Transmission Speed Sensor	4.0L	PRO-4X, S, SV, X	Automatic, Actual OE	CAS0004
Xterra	Engine Camshaft Position Sensor	4.0L	PRO-4X, S, SV, X	Left, Actual OE	CPS0005
Xterra	Engine Camshaft Position Sensor	4.0L	PRO-4X, S, SV, X	Right, Actual OE	CPS0008
Xterra	Engine Crankshaft Position Sensor	4.0L	PRO-4X, S, SV, X	Actual OE	CPS0017
Xterra	Engine Camshaft Position Sensor Kit	4.0L	PRO-4X, S, SV, X	Left	CPS20508KIT
Xterra	Engine Camshaft Position Sensor Kit	4.0L	PRO-4X, S, SV, X	Right	CPS20508KIT
Xterra	Ignition Coil	4.0L	PRO-4X, S, SV, X	Actual OE	IGC0006
Xterra	Mass Air Flow Sensor	4.0L	PRO-4X, S, SV, X	w/ OE No. 22680-7S00A, No Housing, Actual OE	MAF0031
Xterra	Rack and Pinion Assembly	4.0L	PRO-4X, S, SV, X	Actual OE	PSG0024
Xterra	Power Steering Pump	4.0L	PRO-4X, S, SV, X	2 washers, Actual OE	PSP0003
Xterra	Steering Tie Rod	4.0L	PRO-4X, S, SV, X	Left Outer, Actual OE	TRE0005
Xterra	Steering Tie Rod	4.0L	PRO-4X, S, SV, X	Right Outer, Actual OE	TRE0006
Xterra	Steering Tie Rod	4.0L	PRO-4X, S, SV, X	Left Inner, Rack, Actual OE	TRI0004
Xterra	Steering Tie Rod	4.0L	PRO-4X, S, SV, X	Right Inner, Rack, Actual OE	TRI0004
Xterra	Engine Variable Valve Timing (VVT) Sprocket	4.0L	PRO-4X, S, SV, X	Intake	VTG0024
Xterra	Engine Variable Valve Timing (VVT) Solenoid	4.0L	PRO-4X, S, SV, X	Right, Gasket, Actual OE	VTS0001
Xterra	Engine Variable Valve Timing (VVT) Solenoid	4.0L	PRO-4X, S, SV, X	Left, Gasket, Actual OE	VTS0002
X-Trail	Mass Air Flow Sensor	2.5L	Advance, Exclusive, Sense	MEX, No Housing, Actual OE	MAF0031
<b>2013 Nissan</b>					
370Z	Automatic Transmission Speed Sensor	3.7L	Base, Touring	Automatic, Actual OE	CAS0004
370Z	Fuel Injection Throttle Body	3.7L	Base, Nismo, Touring	Left position, Actual OE	ETB0005
370Z	Fuel Injection Throttle Body	3.7L	Base, Nismo, Touring	Right position, Actual OE	ETB0008
370Z	Ignition Coil	3.7L	Base, Nismo, Touring	Actual OE	IGC0078

Vehicle	Part Type	Engine Size	Trim	Note(s)	Part Number
<b>2013 Nissan (cont'd)</b>					
370Z	Mass Air Flow Sensor	3.7L	Base, Nismo, Touring	w/ OE No. 22680-7S000, No Housing, Actual OE	MAF0031
370Z	Manifold Absolute Pressure Sensor	3.7L	Base, Nismo, Touring	Engine Cover, Front, Actual OE	PRS0002
370Z	Manifold Absolute Pressure Sensor	3.7L	Base, Nismo, Touring	Air Power Booster, Front, Actual OE	PRS0003
370Z	Power Steering Pump	3.7L	Base, Nismo, Touring	2 washers, Actual OE	PSP0033
370Z	Starter Motor	3.7L	Base, Nismo, Touring	Actual OE	STR0063
370Z	Engine Variable Valve Timing (VVT) Sprocket	3.7L	Base, Nismo, Touring	Intake (Right), Actual OE	VTG0006
370Z	Engine Variable Valve Timing (VVT) Sprocket	3.7L	Base, Nismo, Touring	Intake (Left), Actual OE	VTG0011
370Z	Engine Variable Valve Timing (VVT) Solenoid	3.7L	Base, Nismo, Touring	Left, Actual OE	VTS0003
370Z	Engine Variable Valve Timing (VVT) Solenoid	3.7L	Base, Nismo, Touring	Right, Gasket, Actual OE	VTS0005
Altima	Fuel Injection Throttle Body	2.5L	S	Coupe, Gasket, Actual OE	ETB0004
Altima	Fuel Injection Throttle Body	3.5L	S, SL, SV	Actual OE	ETB0014
Altima	Fuel Injector	2.5L	Base, S, SL, SV	L33, Actual OE	FIJ0047
Altima	Ignition Coil	2.5L	Base, S, SL, SV	Boot and Springs, Actual OE	IGC0002
Altima	Ignition Coil	3.5L	S, SL, SV	Sedan, Actual OE	IGC0003
Altima	Ignition Coil	3.5L	S	To 10/2012, Coupe, Actual OE	IGC0003
Altima	Ignition Coil	3.5L	Exclusive	To 10/2012, Sedan, Actual OE	IGC0003
Altima	Mass Air Flow Sensor	3.5L	Exclusive, S, SL, SV	w/ OE No. 22680-7S000, 22680-7S00A, No Housing, Actual OE	MAF0031
Altima	Mass Air Flow Sensor	2.5L	S	w/ OE No. 22680-7S000, CL32, No Housing, Actual OE	MAF0031
Altima	Mass Air Flow Sensor	2.5L	Base, SL, SV	Actual OE	MAF0102
Altima	Mass Air Flow Sensor	2.5L	S	L33, Actual OE	MAF0102
Altima	Engine Oil Pump Cover	2.5L	S	Coupe, Actual OE	OFC0004

Vehicle	Part Type	Engine Size	Trim	Note(s)	Part Number
<b>2013 Nissan (cont'd)</b>					
Altima	Manifold Absolute Pressure Sensor	2.5L	Advance, Sense	Manifold, Actual OE	PRS0003
Altima	Manifold Absolute Pressure Sensor	2.5L	Base, S, SL, SV	w/ California Emissions, Manifold, Actual OE	PRS0003
Altima	Rack and Pinion Assembly	2.5L	S	Coupe, Actual OE	PSG0021
Altima	Rack and Pinion Assembly	3.5L	S	Coupe, Actual OE	PSG0022
Altima	Power Steering Pump	2.5L	S	Coupe, 2 washers, Actual OE	PSP0001
Altima	Power Steering Pump	2.5L	S	Sedan, CL32, 2 washers, Actual OE	PSP0001
Altima	Power Steering Pump	3.5L	S	Coupe, 2 washers, Actual OE	PSP0026
Altima	Power Steering Pump	3.5L	S	Sedan, CL32, 2 washers, Actual OE	PSP0026
Altima	Steering Tie Rod	2.5L, 3.5L	S	Right Outer, Coupe, Actual OE	TRE0007
Altima	Steering Tie Rod	2.5L, 3.5L	S	Left Outer, Coupe, Actual OE	TRE0008
Altima	Steering Tie Rod	2.5L	S	Left Inner, CAN, Rack, Coupe, CL32, Actual OE	TRI0006
Altima	Steering Tie Rod	2.5L	S	Left Inner, USA, Rack, Coupe, CL32, Actual OE	TRI0006
Altima	Steering Tie Rod	2.5L	S	Right Inner, CAN, Rack, Coupe, CL32, Actual OE	TRI0006
Altima	Steering Tie Rod	2.5L	S	Right Inner, USA, Rack, Coupe, CL32, Actual OE	TRI0006
Altima	Engine Variable Valve Timing (VVT) Sprocket	3.5L	S	From 06/2013, Intake, Coupe	VTG0025
Altima	Engine Variable Valve Timing (VVT) Sprocket	3.5L	Exclusive, S, SL, SV	Intake, Sedan	VTG0025
Altima	Engine Variable Valve Timing (VVT) Solenoid	3.5L	S, SL, SV	Left, Actual OE	VTS0003
Altima	Engine Variable Valve Timing (VVT) Solenoid	3.5L	S, SL, SV	Right, Gasket, Actual OE	VTS0010
Altima	Engine Water Pump	2.5L	S	Coupe, Gaskets (2), Actual OE	WUP0004

Vehicle	Part Type	Engine Size	Trim	Note(s)	Part Number
<b>2013 Nissan (cont'd)</b>					
Altima	Engine Water Pump	2.5L	S	Sedan, CL32, Gaskets (2), Actual OE	WUP0004
Armada	Automatic Transmission Speed Sensor	5.6L	Platinum, SL, SV	Actual OE	CAS0004
Armada	Automatic Transmission Speed Sensor	5.6L	Base	To 05/2013, Actual OE	CAS0004
Armada	Engine Crankshaft Position Sensor	5.6L	Base, Platinum, SL, SV	Actual OE	CPS0005
Armada	Engine Camshaft Position Sensor	5.6L	Base, Platinum, SL, SV	Actual OE	CPS0007
Armada	Ignition Coil	5.6L	Base, Platinum, SL, SV	Actual OE	IGC0001
Armada	Mass Air Flow Sensor	5.6L	Base, Platinum, SL, SV	w/ OE No. 22680-7S00A, No Housing, Actual OE	MAF0031
Armada	Engine Oil Pump	5.6L	Base, Platinum, SL, SV	Actual OE, OIL PUMP	OUP0010
Armada	Power Steering Pump	5.6L	Base, Platinum, SL, SV	2 washers, Actual OE	PSP0006
Armada	Steering Tie Rod	5.6L	Platinum, SL, SV	Left Outer, Actual OE	TRE0003
Armada	Steering Tie Rod	5.6L	Platinum, SL, SV	Right Outer, Actual OE	TRE0004
Armada	Steering Tie Rod	5.6L	Platinum, SL, SV	Left Inner, Rack, Actual OE	TRI0003
Armada	Steering Tie Rod	5.6L	Platinum, SL, SV	Right Inner, Rack, Actual OE	TRI0003
Armada	Engine Variable Valve Timing (VVT) Sprocket	5.6L	Base, Platinum, SL, SV	Intake (Left), Actual OE	VTG0008
Armada	Engine Variable Valve Timing (VVT) Sprocket	5.6L	Base, Platinum, SL, SV	Intake (Right), Actual OE	VTG0010
Armada	Engine Variable Valve Timing (VVT) Solenoid	5.6L	Base, Platinum, SL, SV	Right, Actual OE	VTS0003
Armada	Engine Variable Valve Timing (VVT) Solenoid	5.6L	Base, Platinum, SL, SV	Left, Actual OE	VTS0006
Armada	Engine Water Pump	5.6L	Platinum, SL, SV	Gasket, Actual OE	WUP0006
Armada	Engine Water Pump	5.6L	Base	w/o Pulley, Gasket, Actual OE	WUP0006
Cube	Fuel Injector	1.8L	S, SL	Actual OE	FIJ0026
Cube	Ignition Coil	1.8L	S, SL	Boot and Springs, Actual OE	IGC0002

Vehicle	Part Type	Engine Size	Trim	Note(s)	Part Number
<b>2013 Nissan (cont'd)</b>					
Cube	Mass Air Flow Sensor	1.8L	S, SL	w/ OE No. 22680-7S000, No Housing, Actual OE	MAF0031
Cube	Starter Motor	1.8L	S, SL	w/ California Emissions, Actual OE	STR0064
Cube	Starter Motor	1.8L	S, SL	w/ Federal Emissions, From 12/2012, Actual OE	STR0065
Frontier	Alternator	2.5L	S, SV	Actual OE	ALR0017
Frontier	Automatic Transmission Speed Sensor	2.5L, 4.0L	Desert Runner, PRO-4X, S, SL, SV	Automatic, Actual OE	CAS0004
Frontier	Engine Camshaft Position Sensor	2.5L	S, SV	Actual OE	CPS0003
Frontier	Engine Camshaft Position Sensor	4.0L	Desert Runner, PRO-4X, S, SL, SV	Left, Actual OE	CPS0005
Frontier	Engine Camshaft Position Sensor	4.0L	Desert Runner, PRO-4X, S, SL, SV	Right, Actual OE	CPS0008
Frontier	Engine Crankshaft Position Sensor	4.0L	Desert Runner, PRO-4X, S, SL, SV	Actual OE	CPS0017
Frontier	Engine Camshaft Position Sensor Kit	4.0L	Desert Runner, PRO-4X, S, SL, SV	Left	CPS20508KIT
Frontier	Engine Camshaft Position Sensor Kit	4.0L	Desert Runner, PRO-4X, S, SL, SV	Right	CPS20508KIT
Frontier	Ignition Coil	4.0L	Desert Runner, PRO-4X, S, SL, SV	Actual OE	IGC0006
Frontier	Ignition Coil	2.5L	S, SV	Actual OE	IGC0011
Frontier	Mass Air Flow Sensor	2.5L	S, SV	w/ OE No. 22680-7S000, 22680-7S00A, No Housing, Actual OE	MAF0031
Frontier	Mass Air Flow Sensor	4.0L	Desert Runner, PRO-4X, S, SL, SV	w/ OE No. 22680-7S00A, No Housing, Actual OE	MAF0031
Frontier	Rack and Pinion Assembly	2.5L, 4.0L	Desert Runner, PRO-4X, S, SL, SV	Actual OE	PSG0024
Frontier	Power Steering Pump	4.0L	Desert Runner, PRO-4X, S, SL, SV	2 washers, Actual OE	PSP0003
Frontier	Power Steering Pump	2.5L	S, SV	2 washers, Actual OE	PSP0035
Frontier	Steering Tie Rod	2.5L, 4.0L	Desert Runner, PRO-4X, S, SL, SV	Left Outer, Actual OE	TRE0005
Frontier	Steering Tie Rod	2.5L, 4.0L	Desert Runner, PRO-4X, S, SL, SV	Right Outer, Actual OE	TRE0006
Frontier	Steering Tie Rod	2.5L, 4.0L	Desert Runner, PRO-4X, S, SL, SV	Left Inner, Rack, Actual OE	TRI0004

Vehicle	Part Type	Engine Size	Trim	Note(s)	Part Number
<b>2013 Nissan (cont'd)</b>					
Frontier	Steering Tie Rod	2.5L, 4.0L	Desert Runner, PRO-4X, S, SL, SV	Right Inner, Rack, Actual OE	TRI0004
Frontier	Engine Variable Valve Timing (VVT) Sprocket	4.0L	Desert Runner, PRO-4X, S, SL, SV	Intake	VTG0024
Frontier	Engine Variable Valve Timing (VVT) Solenoid	4.0L	Desert Runner, PRO-4X, S, SL, SV	Right, Gasket, Actual OE	VTS0001
Frontier	Engine Variable Valve Timing (VVT) Solenoid	4.0L	Desert Runner, PRO-4X, S, SL, SV	Left, Gasket, Actual OE	VTS0002
Frontier	Engine Variable Valve Timing (VVT) Solenoid	2.5L	S, SV	Actual OE	VTS0003
GT-R	Fuel Injection Throttle Body	3.8L	Black Edition, Premium	Right position, Gasket, Actual OE	ETB0007
GT-R	Fuel Injection Throttle Body	3.8L	Black Edition, Premium	Left position, Gasket, Actual OE	ETB0010
GT-R	Ignition Coil	3.8L	Black Edition, Premium	Actual OE	IGC0079
GT-R	Mass Air Flow Sensor	3.8L	Black Edition, Premium	w/ OE No. 22680-7S000, No Housing, Actual OE	MAF0031
GT-R	Manifold Absolute Pressure Sensor	3.8L	Black Edition, Premium	Actual OE	PRS0004
GT-R	Rack and Pinion Assembly	3.8L	Black Edition, Premium	Actual OE	PSG0017
GT-R	Power Steering Pump	3.8L	Black Edition, Premium	2 washers, Actual OE	PSP0034
GT-R	Engine Variable Valve Timing (VVT) Sprocket	3.8L	Black Edition, Premium	Intake	VTG0025
GT-R	Engine Variable Valve Timing (VVT) Solenoid	3.8L	Black Edition, Premium	Left, Actual OE	VTS0003
GT-R	Engine Variable Valve Timing (VVT) Solenoid	3.8L	Black Edition, Premium	Right, Gasket, Actual OE	VTS0005
Juke	Engine Crankshaft Position Sensor	1.6L	Nismo, S, SL, SV	Actual OE	CPS0009
Juke	Fuel Injection Throttle Body	1.6L	Nismo, S, SL, SV	Actual OE	ETB0037
Juke	Ignition Coil	1.6L	Advance, Exclusive, S, SL, SV	Actual OE	IGC0084
Juke	Mass Air Flow Sensor	1.6L	Nismo, S, SL, SV	Actual OE	MAF0058
Juke	Manifold Absolute Pressure Sensor	1.6L	Advance, Exclusive, Nismo, S, SL, SV	Actual OE	PRS0005
Juke	Starter Motor	1.6L	Nismo, S, SL, SV	From 12/2012, Actual OE	STR0065

Vehicle	Part Type	Engine Size	Trim	Note(s)	Part Number
<b>2013 Nissan (cont'd)</b>					
Maxima	Fuel Injection Throttle Body	3.5L	Base, Exclusive, S, SV	Actual OE	ETB0021
Maxima	Ignition Coil	3.5L	S, SV	To 08/2013, Actual OE	IGC0003
Maxima	Ignition Coil	3.5L	Base, Exclusive	To 08/2013, MEX, Actual OE	IGC0003
Maxima	Mass Air Flow Sensor	3.5L	Base, Exclusive, S, SV	w/ OE No. 22680-7S00A, No Housing, Actual OE	MAF0031
Maxima	Rack and Pinion Assembly	3.5L	Base, Exclusive, S, SV	Actual OE	PSG0023
Maxima	Power Steering Pump	3.5L	Base, Exclusive, S, SV	2 washers, Actual OE	PSP0017
Maxima	Steering Tie Rod	3.5L	S, SV	Right Outer, Actual OE	TRE0007
Maxima	Steering Tie Rod	3.5L	S, SV	Left Outer, Actual OE	TRE0008
Maxima	Steering Tie Rod	3.5L	S, SV	Left Inner, Rack, Actual OE	TRI0007
Maxima	Steering Tie Rod	3.5L	S, SV	Right Inner, Rack, Actual OE	TRI0007
Maxima	Engine Variable Valve Timing (VVT) Sprocket	3.5L	Base, Exclusive, S, SV	Intake	VTG0025
Maxima	Engine Variable Valve Timing (VVT) Solenoid	3.5L	Base, Exclusive, S, SV	Left, Actual OE	VTS0003
Maxima	Engine Variable Valve Timing (VVT) Solenoid	3.5L	Base, Exclusive, S, SV	Right, Gasket, Actual OE	VTS0010
Murano	Fuel Injection Throttle Body	3.5L	CrossCabriolet, Exclusive, LE, S, SL, SV	Actual OE	ETB0014
Murano	Ignition Coil	3.5L	CrossCabriolet, Exclusive, LE, S, SL, SV	Actual OE	IGC0003
Murano	Mass Air Flow Sensor	3.5L	CrossCabriolet, Exclusive, LE, S, SL, SV	w/ OE No. 22680-7S000, No Housing, Actual OE	MAF0031
Murano	Engine Oil Pump	3.5L	CrossCabriolet, Exclusive, LE, S, SL, SV	Actual OE, OIL PUMP	OUP0028
Murano	Rack and Pinion Assembly	3.5L	S, SL, SV	AWD, Sport Utility, Actual OE	PSG0001
Murano	Rack and Pinion Assembly	3.5L	S, SL, SV	FWD, Sport Utility, Actual OE	PSG0013
Murano	Rack and Pinion Assembly	3.5L	LE	AWD, Sport Utility, Actual OE	PSG0014
Murano	Rack and Pinion Assembly	3.5L	CrossCabriolet	Convertible, Actual OE	PSG0014
Murano	Rack and Pinion Assembly	3.5L	LE	FWD, Sport Utility, Actual OE	PSG0016

Vehicle	Part Type	Engine Size	Trim	Note(s)	Part Number
<b>2013 Nissan (cont'd)</b>					
Murano	Power Steering Pump	3.5L	CrossCabriolet, Exclusive, LE, S, SL, SV	2 washers, Actual OE	PSP0019
Murano	Engine Variable Valve Timing (VVT) Sprocket	3.5L	CrossCabriolet, Exclusive, LE, S, SL, SV	Intake	VTG0025
Murano	Engine Variable Valve Timing (VVT) Solenoid	3.5L	CrossCabriolet, Exclusive, LE, S, SL, SV	Left, Actual OE	VTS0003
Murano	Engine Variable Valve Timing (VVT) Solenoid	3.5L	CrossCabriolet, Exclusive, LE, S, SL, SV	Right, Gasket, Actual OE	VTS0010
NV200	Fuel Injector	2.0L	S, SV	Actual OE	FIJ0026
NV200	Ignition Coil	2.0L	S, SV	To 12/2013, Boot and Springs, Actual OE	IGC0002
NV200	Mass Air Flow Sensor	2.0L	S, SV	w/ OE No. 22680-7S00A, No Housing, Actual OE	MAF0031
NV200	Starter Motor	2.0L	S, SV	From 08/2013, Actual OE	STR0065
NV1500	Automatic Transmission Speed Sensor	4.0L	S, SV	Actual OE	CAS0004
NV1500	Engine Camshaft Position Sensor	4.0L	S, SV	Left, Actual OE	CPS0005
NV1500	Engine Camshaft Position Sensor	4.0L	S, SV	Right, Actual OE	CPS0008
NV1500	Engine Crankshaft Position Sensor	4.0L	S, SV	Actual OE	CPS0017
NV1500	Engine Camshaft Position Sensor Kit	4.0L	S, SV	Left	CPS20508KIT
NV1500	Engine Camshaft Position Sensor Kit	4.0L	S, SV	Right	CPS20508KIT
NV1500	Ignition Coil	4.0L	S, SV	Actual OE	IGC0006
NV1500	Mass Air Flow Sensor	4.0L	S, SV	w/ OE No. 22680-7S00A, No Housing, Actual OE	MAF0031
NV1500	Power Steering Pump	4.0L	S, SV	2 washers, Actual OE	PSP0040
NV1500	Engine Variable Valve Timing (VVT) Solenoid	4.0L	S, SV	Right, Gasket, Actual OE	VTS0001
NV1500	Engine Variable Valve Timing (VVT) Solenoid	4.0L	S, SV	Left, Gasket, Actual OE	VTS0002
NV2500	Automatic Transmission Speed Sensor	4.0L, 5.6L	S, SV	Actual OE	CAS0004



Vehicle	Part Type	Engine Size	Trim	Note(s)	Part Number
<b>2013 Nissan (cont'd)</b>					
NV2500	Automatic Transmission Speed Sensor	4.0L, 5.6L	Base	To 05/2013, Actual OE	CAS0004
NV2500	Engine Crankshaft Position Sensor	5.6L	Base, S, SV	Actual OE	CPS0005
NV2500	Engine Camshaft Position Sensor	4.0L	Base, S, SV	Left, Actual OE	CPS0005
NV2500	Engine Camshaft Position Sensor	5.6L	Base, S, SV	Actual OE	CPS0007
NV2500	Engine Camshaft Position Sensor	4.0L	Base, S, SV	Right, Actual OE	CPS0008
NV2500	Engine Crankshaft Position Sensor	4.0L	Base, S, SV	Actual OE	CPS0017
NV2500	Engine Camshaft Position Sensor Kit	4.0L	Base, S, SV	Left	CPS20508KIT
NV2500	Engine Camshaft Position Sensor Kit	4.0L	Base, S, SV	Right	CPS20508KIT
NV2500	Ignition Coil	5.6L	Base, S, SV	Actual OE	IGC0001
NV2500	Ignition Coil	4.0L	Base, S, SV	Actual OE	IGC0006
NV2500	Mass Air Flow Sensor	4.0L, 5.6L	Base, S, SV	w/ OE No. 22680-7S00A, No Housing, Actual OE	MAF0031
NV2500	Engine Oil Pump	5.6L	Base, S, SV	Actual OE, OIL PUMP	OUP0010
NV2500	Power Steering Pump	5.6L	Base, S, SV	2 washers, Actual OE	PSP0039
NV2500	Power Steering Pump	4.0L	Base, S, SV	2 washers, Actual OE	PSP0040
NV2500	Engine Variable Valve Timing (VVT) Sprocket	5.6L	Base, S, SV	Intake (Left), Actual OE	VTG0008
NV2500	Engine Variable Valve Timing (VVT) Sprocket	5.6L	Base, S, SV	Intake (Right), Actual OE	VTG0010
NV2500	Engine Variable Valve Timing (VVT) Solenoid	4.0L	Base, S, SV	Right, Gasket, Actual OE	VTS0001
NV2500	Engine Variable Valve Timing (VVT) Solenoid	4.0L	Base, S, SV	Left, Gasket, Actual OE	VTS0002
NV2500	Engine Variable Valve Timing (VVT) Solenoid	5.6L	Base, S, SV	Right, Actual OE	VTS0003
NV2500	Engine Variable Valve Timing (VVT) Solenoid	5.6L	Base, S, SV	Left, Actual OE	VTS0006
NV2500	Engine Water Pump	5.6L	S, SV	Gasket, Actual OE	WUP0006
NV2500	Engine Water Pump	5.6L	Base	w/o Pulley, Gasket, Actual OE	WUP0006

Vehicle	Part Type	Engine Size	Trim	Note(s)	Part Number
<b>2013 Nissan (cont'd)</b>					
NV3500	Automatic Transmission Speed Sensor	4.0L, 5.6L	S, SL, SV	Actual OE	CAS0004
NV3500	Engine Crankshaft Position Sensor	5.6L	S, SL, SV	Actual OE	CPS0005
NV3500	Engine Camshaft Position Sensor	4.0L	S, SV	Left, Actual OE	CPS0005
NV3500	Engine Camshaft Position Sensor	5.6L	S, SL, SV	Actual OE	CPS0007
NV3500	Engine Camshaft Position Sensor	4.0L	S, SV	Right, Actual OE	CPS0008
NV3500	Engine Crankshaft Position Sensor	4.0L	S, SV	Actual OE	CPS0017
NV3500	Engine Camshaft Position Sensor Kit	4.0L	S, SV	Left	CPS20508KIT
NV3500	Engine Camshaft Position Sensor Kit	4.0L	S, SV	Right	CPS20508KIT
NV3500	Ignition Coil	5.6L	S, SL, SV	Actual OE	IGC0001
NV3500	Ignition Coil	4.0L	S, SV	Actual OE	IGC0006
NV3500	Mass Air Flow Sensor	4.0L, 5.6L	S, SL, SV	w/ OE No. 22680-7S00A, No Housing, Actual OE	MAF0031
NV3500	Engine Oil Pump	5.6L	S, SL, SV	Actual OE, OIL PUMP	OUP0010
NV3500	Power Steering Pump	5.6L	S, SL, SV	2 washers, Actual OE	PSP0039
NV3500	Power Steering Pump	4.0L	S, SV	2 washers, Actual OE	PSP0040
NV3500	Engine Variable Valve Timing (VVT) Sprocket	5.6L	S, SL, SV	Intake (Left), Actual OE	VTG0008
NV3500	Engine Variable Valve Timing (VVT) Sprocket	5.6L	S, SL, SV	Intake (Right), Actual OE	VTG0010
NV3500	Engine Variable Valve Timing (VVT) Sprocket	4.0L	S, SV	Intake	VTG0024
NV3500	Engine Variable Valve Timing (VVT) Solenoid	4.0L	S, SV	Right, Gasket, Actual OE	VTS0001
NV3500	Engine Variable Valve Timing (VVT) Solenoid	4.0L	S, SV	Left, Gasket, Actual OE	VTS0002
NV3500	Engine Variable Valve Timing (VVT) Solenoid	5.6L	S, SL, SV	Right, Actual OE	VTS0003
NV3500	Engine Variable Valve Timing (VVT) Solenoid	5.6L	S, SL, SV	Left, Actual OE	VTS0006

Vehicle	Part Type	Engine Size	Trim	Note(s)	Part Number
<b>2013 Nissan (cont'd)</b>					
NV3500	Engine Water Pump	5.6L	S, SL, SV	Gasket, Actual OE	WUP0006
Pathfinder	Fuel Injection Throttle Body	3.5L	Advance, Exclusive, Platinum, S, SL, SV, Sense	Actual OE	ETB0014
Pathfinder	Ignition Coil	3.5L	Advance, Exclusive, Platinum, S, SL, SV, Sense	To 06/2013, GAS, Actual OE	IGC0003
Pathfinder	Mass Air Flow Sensor	3.5L	Advance, Exclusive, Platinum, S, SL, SV, Sense	w/ OE No. 22680-7S00A, No Housing, Actual OE	MAF0031
Pathfinder	Engine Variable Valve Timing (VVT) Sprocket	3.5L	Advance, Exclusive, Platinum, S, SL, SV, Sense	Intake	VTG0025
Pathfinder	Engine Variable Valve Timing (VVT) Solenoid	3.5L	Advance, Exclusive, Platinum, S, SL, SV, Sense	Left, Actual OE	VTS0003
Pathfinder	Engine Variable Valve Timing (VVT) Solenoid	3.5L	Advance, Exclusive, Platinum, S, SL, SV, Sense	Right, Gasket, Actual OE	VTS0010
Quest	Fuel Injection Throttle Body	3.5L	LE, S, SL, SV	Actual OE	ETB0014
Quest	Ignition Coil	3.5L	LE, S, SL, SV	Actual OE	IGC0003
Quest	Mass Air Flow Sensor	3.5L	LE, S, SL, SV	w/ OE No. 22680-7S000, No Housing, Actual OE	MAF0031
Quest	Engine Oil Pump	3.5L	LE, S, SL, SV	Actual OE, OIL PUMP	OUP0028
Quest	Engine Variable Valve Timing (VVT) Sprocket	3.5L	LE, S, SL, SV	Intake	VTG0025
Quest	Engine Variable Valve Timing (VVT) Solenoid	3.5L	LE, S, SL, SV	Left, Actual OE	VTS0003
Quest	Engine Variable Valve Timing (VVT) Solenoid	3.5L	LE, S, SL, SV	Right, Gasket, Actual OE	VTS0010
Rogue	Ignition Coil	2.5L	Advance, Exclusive, S, SL, SV, Sense	Boot and Springs, Actual OE	IGC0002
Rogue	Mass Air Flow Sensor	2.5L	Advance, Exclusive, S, SL, SV, Sense	w/ OE No. 22680-7S000, No Housing, Actual OE	MAF0031
Rogue	Engine Oil Pump Cover	2.5L	S, SL, SV	Actual OE	OFC0005
Rogue	Engine Oil Pump Cover	2.5L	Advance, Exclusive, Sense	MEX, Actual OE	OFC0005
Rogue	Engine Water Pump	2.5L	S, SL, SV	Gasket, Actual OE	WUP0035

Vehicle	Part Type	Engine Size	Trim	Note(s)	Part Number
<b>2013 Nissan (cont'd)</b>					
Rogue	Engine Water Pump	2.5L	Advance, Exclusive, Sense	w/ Pulley; Seal Included, Gasket, Actual OE	WUP0035
Sentra	Engine Crankshaft Position Sensor	1.8L	Advance, Exclusive, FE+S, FE+SV, S, SL, SR, SV, Sense	Actual OE	CPS0009
Sentra	Ignition Coil	1.8L	Advance, Exclusive, FE+S, FE+SV, S, SL, SR, SV, Sense	Boot and Springs, Actual OE	IGC0002
Sentra	Mass Air Flow Sensor	1.8L	Advance, Exclusive, Sense	MEX, No Housing, Actual OE	MAF0031
Sentra	Mass Air Flow Sensor	1.8L	S, SL, SV	Actual OE	MAF0102
Sentra	Mass Air Flow Sensor	1.8L	SR	MEX, Actual OE	MAF0102
Sentra	Mass Air Flow Sensor	1.8L	FE+S, FE+SV, SR	USA, Actual OE	MAF0102
Sentra	Starter Motor	1.8L	Advance, Exclusive, FE+S, FE+SV, S, SL, SR, SV, Sense	Actual OE	STR0065
Sentra	Engine Variable Valve Timing (VVT) Sprocket	1.8L	Advance, Exclusive, FE+S, FE+SV, S, SL, SR, SV, Sense	Intake, Actual OE	VTG0012
Sentra	Engine Variable Valve Timing (VVT) Sprocket	1.8L	Advance, Exclusive, FE+S, FE+SV, S, SL, SR, SV, Sense	Exhaust, Actual OE	VTG0013
Sentra	Engine Variable Valve Timing (VVT) Solenoid	1.8L	Advance, Exclusive, FE+S, FE+SV, S, SL, SR, SV, Sense		VTS0016
Sentra	Engine Water Pump	1.8L	Advance, Exclusive, Sense	MEX, Gasket, Actual OE	WUP0008
Tiida	Engine Oil Pump	1.6L, 1.8L	Drive, Emotion, Special Edition	MEX, Actual OE, OIL PUMP	OUP0012
Tiida	Engine Water Pump	1.8L	Emotion, Sense, Special Edition	MEX, Gasket, Actual OE	WUP0008
Titan	Automatic Transmission Speed Sensor	5.6L	PRO-4X, S, SL, SV	To 05/2013, Actual OE	CAS0004
Titan	Engine Crankshaft Position Sensor	5.6L	PRO-4X, S, SL, SV	Actual OE	CPS0005
Titan	Engine Camshaft Position Sensor	5.6L	PRO-4X, S, SL, SV	Actual OE	CPS0007
Titan	Ignition Coil	5.6L	PRO-4X, S, SL, SV	Actual OE	IGC0001
Titan	Mass Air Flow Sensor	5.6L	PRO-4X, S, SL, SV	w/ OE No. 22680-7S00A, No Housing, Actual OE	MAF0031
Titan	Engine Oil Pump	5.6L	PRO-4X, S, SL, SV	Actual OE, OIL PUMP	OUP0010
Titan	Power Steering Pump	5.6L	PRO-4X, S, SL, SV	2 washers, Actual OE	PSP0006

Vehicle	Part Type	Engine Size	Trim	Note(s)	Part Number
<b>2013 Nissan (cont'd)</b>					
Titan	Steering Tie Rod	5.6L	PRO-4X, S, SL, SV	Left Outer, Actual OE	TRE0003
Titan	Steering Tie Rod	5.6L	PRO-4X, S, SL, SV	Right Outer, Actual OE	TRE0004
Titan	Steering Tie Rod	5.6L	PRO-4X, S, SL, SV	Left Inner, Rack, Actual OE	TRI0003
Titan	Steering Tie Rod	5.6L	PRO-4X, S, SL, SV	Right Inner, Rack, Actual OE	TRI0003
Titan	Engine Variable Valve Timing (VVT) Sprocket	5.6L	PRO-4X, S, SL, SV	Intake (Left), Actual OE	VTG0008
Titan	Engine Variable Valve Timing (VVT) Sprocket	5.6L	PRO-4X, S, SL, SV	Intake (Right), Actual OE	VTG0010
Titan	Engine Variable Valve Timing (VVT) Solenoid	5.6L	PRO-4X, S, SL, SV	Right, Actual OE	VTS0003
Titan	Engine Variable Valve Timing (VVT) Solenoid	5.6L	PRO-4X, S, SL, SV	Left, Actual OE	VTS0006
Titan	Engine Water Pump	5.6L	PRO-4X, S, SL, SV	Gasket, Actual OE	WUP0006
Tsuru	Throttle Position Sensor	1.6L	GS I, GS II	MEX, Actual OE	TPS0003
Urvan	Engine Camshaft Position Sensor	2.5L	Base	MEX, Actual OE	CPS0003
Urvan	Mass Air Flow Sensor	2.5L, 3.0L	Base	MEX, No Housing, Actual OE	MAF0031
Versa	Ignition Coil	1.6L	1.6 S, 1.6 S Plus, 1.6 SL, 1.6 SV, Advance, Exclusive, Sense	Actual OE	IGC0092
Versa	Mass Air Flow Sensor	1.6L	1.6 S, 1.6 S Plus, 1.6 SL, 1.6 SV, Advance, Exclusive, Sense	w/ OE No. 22680-7S000, 22680-7S00A, No Housing, Actual OE	MAF0031
Versa	Starter Motor	1.6L	1.6 S, 1.6 S Plus, 1.6 SL, 1.6 SV	Actual OE	STR0066
Versa	Engine Variable Valve Timing (VVT) Sprocket	1.6L	1.6 S, 1.6 S Plus, 1.6 SL, 1.6 SV	Intake, Actual OE	VTG0005
Xterra	Automatic Transmission Speed Sensor	4.0L	PRO-4X, S, X	Automatic, Actual OE	CAS0004
Xterra	Engine Camshaft Position Sensor	4.0L	PRO-4X, S, X	Left, Actual OE	CPS0005
Xterra	Engine Camshaft Position Sensor	4.0L	PRO-4X, S, X	Right, Actual OE	CPS0008
Xterra	Engine Crankshaft Position Sensor	4.0L	PRO-4X, S, X	Actual OE	CPS0017

Vehicle	Part Type	Engine Size	Trim	Note(s)	Part Number
<b>2013 Nissan (cont'd)</b>					
Xterra	Engine Camshaft Position Sensor Kit	4.0L	PRO-4X, S, X	Left	CPS20508KIT
Xterra	Engine Camshaft Position Sensor Kit	4.0L	PRO-4X, S, X	Right	CPS20508KIT
Xterra	Ignition Coil	4.0L	PRO-4X, S, X	Actual OE	IGC0006
Xterra	Mass Air Flow Sensor	4.0L	PRO-4X, S, X	w/ OE No. 22680-7S00A, No Housing, Actual OE	MAF0031
Xterra	Rack and Pinion Assembly	4.0L	PRO-4X, S, X	Actual OE	PSG0024
Xterra	Power Steering Pump	4.0L	PRO-4X, S, X	2 washers, Actual OE	PSP0003
Xterra	Steering Tie Rod	4.0L	PRO-4X, S, X	Left Outer, Actual OE	TRE0005
Xterra	Steering Tie Rod	4.0L	PRO-4X, S, X	Right Outer, Actual OE	TRE0006
Xterra	Steering Tie Rod	4.0L	PRO-4X, S, X	Left Inner, Rack, Actual OE	TRI0004
Xterra	Steering Tie Rod	4.0L	PRO-4X, S, X	Right Inner, Rack, Actual OE	TRI0004
Xterra	Engine Variable Valve Timing (VVT) Sprocket	4.0L	PRO-4X, S, X	Intake	VTG0024
Xterra	Engine Variable Valve Timing (VVT) Solenoid	4.0L	PRO-4X, S, X	Right, Gasket, Actual OE	VTS0001
Xterra	Engine Variable Valve Timing (VVT) Solenoid	4.0L	PRO-4X, S, X	Left, Gasket, Actual OE	VTS0002
X-Trail	Mass Air Flow Sensor	2.5L	Advance, Exclusive, Sense	MEX, No Housing, Actual OE	MAF0031
<b>2014 Nissan</b>					
370Z	Automatic Transmission Speed Sensor	3.7L	Base, Touring	Automatic, Actual OE	CAS0004
370Z	Fuel Injection Throttle Body	3.7L	Base, Nismo, Touring	Left position, Actual OE	ETB0005
370Z	Fuel Injection Throttle Body	3.7L	Base, Nismo, Touring	Right position, Actual OE	ETB0008
370Z	Ignition Coil	3.7L	Base, Nismo, Touring	Actual OE	IGC0078
370Z	Mass Air Flow Sensor	3.7L	Base, Nismo, Touring	w/ OE No. 22680-7S000, No Housing, Actual OE	MAF0031
370Z	Manifold Absolute Pressure Sensor	3.7L	Base, Nismo, Touring	Engine Cover, Front, Actual OE	PRS0002
370Z	Manifold Absolute Pressure Sensor	3.7L	Base, Nismo, Touring	Air Power Booster, Front, Actual OE	PRS0003

Vehicle	Part Type	Engine Size	Trim	Note(s)	Part Number
<b>2014 Nissan (cont'd)</b>					
370Z	Power Steering Pump	3.7L	Base, Nismo, Touring	2 washers, Actual OE	PSP0033
370Z	Starter Motor	3.7L	Base, Nismo, Touring	Actual OE	STR0063
370Z	Engine Variable Valve Timing (VVT) Sprocket	3.7L	Base, Nismo, Touring	Intake (Right), Actual OE	VTG0006
370Z	Engine Variable Valve Timing (VVT) Sprocket	3.7L	Base, Nismo, Touring	Intake (Left), Actual OE	VTG0011
370Z	Engine Variable Valve Timing (VVT) Solenoid	3.7L	Base, Nismo, Touring	Left, Actual OE	VTS0003
370Z	Engine Variable Valve Timing (VVT) Solenoid	3.7L	Base, Nismo, Touring	Right, Gasket, Actual OE	VTS0005
Altima	Fuel Injection Throttle Body	3.5L	Exclusive, S, SL, SV	To 05/2014, Actual OE	ETB0014
Altima	Fuel Injector	2.5L	Advance, Base, S, SL, SV, Sense	To 05/2014, Actual OE	FIJ0047
Altima	Fuel Injector	2.5L	Advance, Base, S, SL, SV, Sense	From 05/2014, Actual OE	FIJ0052
Altima	Ignition Coil	2.5L	Advance, Base, S, SL, SV, Sense	Boot and Springs, Actual OE	IGC0002
Altima	Mass Air Flow Sensor	3.5L	Exclusive, S, SL, SV	To 05/2014, w/ OE No. 22680-7S00A, No Housing, Actual OE	MAF0031
Altima	Mass Air Flow Sensor	2.5L	Advance, Base, S, SL, SV, Sense	Actual OE	MAF0102
Altima	Mass Air Flow Sensor	3.5L	Exclusive, S, SL, SV	From 05/2014, Actual OE	MAF0123
Altima	Manifold Absolute Pressure Sensor	2.5L	Advance, Sense	Manifold, Actual OE	PRS0003
Altima	Manifold Absolute Pressure Sensor	2.5L	Base, S, SL, SV	w/ California Emissions, Manifold, Actual OE	PRS0003
Altima	Engine Variable Valve Timing (VVT) Sprocket	3.5L	Exclusive, S, SL, SV	From 05/2014, Intake, Actual OE	VTG0014
Altima	Engine Variable Valve Timing (VVT) Sprocket	3.5L	Exclusive, S, SL, SV	From 05/2014, To 10/2015, Exhaust, Actual OE	VTG0015
Altima	Engine Variable Valve Timing (VVT) Sprocket	3.5L	Exclusive, S, SL, SV	To 05/2014, Intake	VTG0025
Altima	Engine Variable Valve Timing (VVT) Solenoid	3.5L	Exclusive, S, SL, SV	To 05/2014, Left, Actual OE	VTS0003

Vehicle	Part Type	Engine Size	Trim	Note(s)	Part Number
<b>2014 Nissan (cont'd)</b>					
Altima	Engine Variable Valve Timing (VVT) Solenoid	3.5L	Exclusive, S, SL, SV	To 05/2014, Right, Gasket, Actual OE	VTS0010
Altima	Engine Variable Valve Timing (VVT) Solenoid	3.5L	Exclusive, S, SL, SV	From 05/2014, w/ OE No. 23796-3RC0A, Left	VTS0016
Altima	Engine Variable Valve Timing (VVT) Solenoid	3.5L	Exclusive, S, SL, SV	From 05/2014, w/ OE No. 23796-3RC0A, Right	VTS0016
Armada	Automatic Transmission Speed Sensor	5.6L	Platinum, SL, SV	Actual OE	CAS0004
Armada	Engine Crankshaft Position Sensor	5.6L	Base, Platinum, SL, SV	Actual OE	CPS0005
Armada	Engine Camshaft Position Sensor	5.6L	Base, Platinum, SL, SV	Actual OE	CPS0007
Armada	Ignition Coil	5.6L	Base, Platinum, SL, SV	Actual OE	IGC0001
Armada	Mass Air Flow Sensor	5.6L	Base, Platinum, SL, SV	w/ OE No. 22680-7S00A, No Housing, Actual OE	MAF0031
Armada	Engine Oil Pump	5.6L	Base, Platinum, SL, SV	Actual OE, OIL PUMP	OUP0010
Armada	Power Steering Pump	5.6L	Base, Platinum, SL, SV	2 washers, Actual OE	PSP0006
Armada	Steering Tie Rod	5.6L	Platinum, SL, SV	Left Outer, Actual OE	TRE0003
Armada	Steering Tie Rod	5.6L	Platinum, SL, SV	Right Outer, Actual OE	TRE0004
Armada	Steering Tie Rod	5.6L	Platinum, SL, SV	Left Inner, Rack, Actual OE	TRI0003
Armada	Steering Tie Rod	5.6L	Platinum, SL, SV	Right Inner, Rack, Actual OE	TRI0003
Armada	Engine Variable Valve Timing (VVT) Sprocket	5.6L	Base, Platinum, SL, SV	Intake (Left), Actual OE	VTG0008
Armada	Engine Variable Valve Timing (VVT) Sprocket	5.6L	Base, Platinum, SL, SV	Intake (Right), Actual OE	VTG0010
Armada	Engine Variable Valve Timing (VVT) Solenoid	5.6L	Base, Platinum, SL, SV	Right, Actual OE	VTS0003
Armada	Engine Variable Valve Timing (VVT) Solenoid	5.6L	Base, Platinum, SL, SV	Left, Actual OE	VTS0006
Armada	Engine Water Pump	5.6L	Platinum, SL, SV	Gasket, Actual OE	WUP0006
Armada	Engine Water Pump	5.6L	Base	w/o Pulley, Gasket, Actual OE	WUP0006
Cube	Fuel Injector	1.8L	S, SL	Actual OE	FIJ0026



Vehicle	Part Type	Engine Size	Trim	Note(s)	Part Number
<b>2014 Nissan (cont'd)</b>					
Cube	Ignition Coil	1.8L	S, SL	Boot and Springs, Actual OE	IGC0002
Cube	Mass Air Flow Sensor	1.8L	S, SL	w/ OE No. 22680-7S000, No Housing, Actual OE	MAF0031
Cube	Starter Motor	1.8L	S, SL	w/ California Emissions, To 10/2013, Actual OE	STR0064
Cube	Starter Motor	1.8L	S, SL	w/ Federal Emissions, Actual OE	STR0065
Frontier	Alternator	2.5L	S, SV	Actual OE	ALR0017
Frontier	Automatic Transmission Speed Sensor	2.5L, 4.0L	Desert Runner, PRO-4X, S, SL, SV	Automatic, Actual OE	CAS0004
Frontier	Engine Camshaft Position Sensor	2.5L	S, SV	Actual OE	CPS0003
Frontier	Engine Camshaft Position Sensor	4.0L	Desert Runner, PRO-4X, S, SL, SV	Left, Actual OE	CPS0005
Frontier	Engine Camshaft Position Sensor	4.0L	Desert Runner, PRO-4X, S, SL, SV	Right, Actual OE	CPS0008
Frontier	Engine Crankshaft Position Sensor	4.0L	Desert Runner, PRO-4X, S, SL, SV	Actual OE	CPS0017
Frontier	Engine Camshaft Position Sensor Kit	4.0L	Desert Runner, PRO-4X, S, SL, SV	Left	CPS20508KIT
Frontier	Engine Camshaft Position Sensor Kit	4.0L	Desert Runner, PRO-4X, S, SL, SV	Right	CPS20508KIT
Frontier	Ignition Coil	4.0L	Desert Runner, PRO-4X, S, SL, SV	Actual OE	IGC0006
Frontier	Ignition Coil	2.5L	S, SV	Actual OE	IGC0011
Frontier	Mass Air Flow Sensor	2.5L	S, SV	w/ OE No. 22680-7S000, 22680-7S00A, No Housing, Actual OE	MAF0031
Frontier	Mass Air Flow Sensor	4.0L	Desert Runner, PRO-4X, S, SL, SV	w/ OE No. 22680-7S00A, No Housing, Actual OE	MAF0031
Frontier	Rack and Pinion Assembly	2.5L, 4.0L	Desert Runner, PRO-4X, S, SL, SV	Actual OE	PSG0024
Frontier	Power Steering Pump	4.0L	Desert Runner, PRO-4X, S, SL, SV	2 washers, Actual OE	PSP0003
Frontier	Power Steering Pump	2.5L	S, SV	2 washers, Actual OE	PSP0035
Frontier	Steering Tie Rod	2.5L, 4.0L	Desert Runner, PRO-4X, S, SL, SV	Left Outer, Actual OE	TRE0005
Frontier	Steering Tie Rod	2.5L, 4.0L	Desert Runner, PRO-4X, S, SL, SV	Right Outer, Actual OE	TRE0006

Vehicle	Part Type	Engine Size	Trim	Note(s)	Part Number
<b>2014 Nissan (cont'd)</b>					
Frontier	Steering Tie Rod	2.5L, 4.0L	Desert Runner, PRO-4X, S, SL, SV	Left Inner, Rack, Actual OE	TRI0004
Frontier	Steering Tie Rod	2.5L, 4.0L	Desert Runner, PRO-4X, S, SL, SV	Right Inner, Rack, Actual OE	TRI0004
Frontier	Engine Variable Valve Timing (VVT) Sprocket	4.0L	Desert Runner, PRO-4X, S, SL, SV	Intake	VTG0024
Frontier	Engine Variable Valve Timing (VVT) Solenoid	4.0L	Desert Runner, PRO-4X, S, SL, SV	Right, Gasket, Actual OE	VTS0001
Frontier	Engine Variable Valve Timing (VVT) Solenoid	4.0L	Desert Runner, PRO-4X, S, SL, SV	Left, Gasket, Actual OE	VTS0002
Frontier	Engine Variable Valve Timing (VVT) Solenoid	2.5L	S, SV	Actual OE	VTS0003
GT-R	Fuel Injection Throttle Body	3.8L	Black Edition, Premium, Track Edition	Right position, Gasket, Actual OE	ETB0007
GT-R	Fuel Injection Throttle Body	3.8L	Black Edition, Premium, Track Edition	Left position, Gasket, Actual OE	ETB0010
GT-R	Ignition Coil	3.8L	Black Edition, Premium, Track Edition	Actual OE	IGC0079
GT-R	Mass Air Flow Sensor	3.8L	Black Edition, Premium, Track Edition	w/ OE No. 22680-7S000, No Housing, Actual OE	MAF0031
GT-R	Manifold Absolute Pressure Sensor	3.8L	Black Edition, Premium, Track Edition	Actual OE	PRS0004
GT-R	Rack and Pinion Assembly	3.8L	Black Edition, Premium, Track Edition	To 11/2013, Actual OE	PSG0017
GT-R	Power Steering Pump	3.8L	Black Edition, Premium, Track Edition	To 11/2013, 2 washers, Actual OE	PSP0034
GT-R	Engine Variable Valve Timing (VVT) Sprocket	3.8L	Black Edition, Premium, Track Edition	Intake	VTG0025
GT-R	Engine Variable Valve Timing (VVT) Solenoid	3.8L	Black Edition, Premium, Track Edition	Left, Actual OE	VTS0003
GT-R	Engine Variable Valve Timing (VVT) Solenoid	3.8L	Black Edition, Premium, Track Edition	Right, Gasket, Actual OE	VTS0005
Juke	Engine Crankshaft Position Sensor	1.6L	Nismo, Nismo RS, S, SL, SV	Actual OE	CPS0009
Juke	Fuel Injection Throttle Body	1.6L	Nismo, Nismo RS, S, SL, SV	Actual OE	ETB0037
Juke	Ignition Coil	1.6L	Exclusive, Midnight, Nismo, Nismo RS, S, SL, SV	Actual OE	IGC0084
Juke	Mass Air Flow Sensor	1.6L	Nismo, Nismo RS, S, SL, SV	Actual OE	MAF0058

Vehicle	Part Type	Engine Size	Trim	Note(s)	Part Number
<b>2014 Nissan (cont'd)</b>					
Juke	Manifold Absolute Pressure Sensor	1.6L	Exclusive, Midnight, Nismo, Nismo RS, S, SL, SV	Actual OE	PRS0005
Juke	Starter Motor	1.6L	Nismo, Nismo RS, S, SL, SV	Actual OE	STR0065
Maxima	Fuel Injection Throttle Body	3.5L	Base, Exclusive, S, SV	Actual OE	ETB0021
Maxima	Mass Air Flow Sensor	3.5L	Base, Exclusive, S, SV	w/ OE No. 22680-7S00A, No Housing, Actual OE	MAF0031
Maxima	Rack and Pinion Assembly	3.5L	Base, Exclusive, S, SV	Actual OE	PSG0023
Maxima	Power Steering Pump	3.5L	Base, Exclusive, S, SV	2 washers, Actual OE	PSP0017
Maxima	Steering Tie Rod	3.5L	S, SV	Right Outer, Actual OE	TRE0007
Maxima	Steering Tie Rod	3.5L	S, SV	Left Outer, Actual OE	TRE0008
Maxima	Steering Tie Rod	3.5L	S, SV	Left Inner, Rack, Actual OE	TRI0007
Maxima	Steering Tie Rod	3.5L	S, SV	Right Inner, Rack, Actual OE	TRI0007
Maxima	Engine Variable Valve Timing (VVT) Sprocket	3.5L	Base, Exclusive, S, SV	Intake	VTG0025
Maxima	Engine Variable Valve Timing (VVT) Solenoid	3.5L	Base, Exclusive, S, SV	Left, Actual OE	VTS0003
Maxima	Engine Variable Valve Timing (VVT) Solenoid	3.5L	Base, Exclusive, S, SV	Right, Gasket, Actual OE	VTS0010
Murano	Fuel Injection Throttle Body	3.5L	CrossCabriolet, LE, S, SL, SV	Actual OE	ETB0014
Murano	Ignition Coil	3.5L	CrossCabriolet, Exclusive, LE, S, SL, SV	Actual OE	IGC0003
Murano	Mass Air Flow Sensor	3.5L	CrossCabriolet, Exclusive, LE, S, SL, SV	w/ OE No. 22680-7S000, No Housing, Actual OE	MAF0031
Murano	Engine Oil Pump	3.5L	CrossCabriolet, Exclusive, LE, S, SL, SV	Actual OE, OIL PUMP	OUP0028
Murano	Rack and Pinion Assembly	3.5L	S, SL, SV	AWD, Sport Utility, Actual OE	PSG0001
Murano	Rack and Pinion Assembly	3.5L	S, SL, SV	FWD, Sport Utility, Actual OE	PSG0013
Murano	Rack and Pinion Assembly	3.5L	LE	AWD, Sport Utility, Actual OE	PSG0014
Murano	Rack and Pinion Assembly	3.5L	CrossCabriolet	Convertible, Actual OE	PSG0014

Vehicle	Part Type	Engine Size	Trim	Note(s)	Part Number
<b>2014 Nissan (cont'd)</b>					
Murano	Rack and Pinion Assembly	3.5L	LE	FWD, Sport Utility, Actual OE	PSG0016
Murano	Power Steering Pump	3.5L	CrossCabriolet, Exclusive, LE, S, SL, SV	2 washers, Actual OE	PSP0019
Murano	Engine Variable Valve Timing (VVT) Solenoid Housing	3.5L	LE, S, SL, SV	Position: Right, VQ35DE, Variable Timing Control Cover Assembly	VTC0003
Murano	Engine Variable Valve Timing (VVT) Solenoid Housing	3.5L	LE, S, SL, SV	Position: Left, VQ35DE, Variable Timing Control Cover Assembly	VTC0004
Murano	Engine Variable Valve Timing (VVT) Sprocket	3.5L	CrossCabriolet, Exclusive, LE, S, SL, SV	Intake	VTG0025
Murano	Engine Variable Valve Timing (VVT) Solenoid	3.5L	CrossCabriolet, Exclusive, LE, S, SL, SV	Left, Actual OE	VTS0003
Murano	Engine Variable Valve Timing (VVT) Solenoid	3.5L	CrossCabriolet, Exclusive, LE, S, SL, SV	Right, Gasket, Actual OE	VTS0010
NV200	Fuel Injector	2.0L	S, SV, Taxi	Actual OE	FIJ0026
NV200	Ignition Coil	2.0L	Taxi	Boot and Springs, Actual OE	IGC0002
NV200	Ignition Coil	2.0L	S, SV	To 12/2013, Boot and Springs, Actual OE	IGC0002
NV200	Mass Air Flow Sensor	2.0L	S, SV, Taxi	w/ OE No. 22680-7S00A, No Housing, Actual OE	MAF0031
NV200	Starter Motor	2.0L	S, SV, Taxi	Actual OE	STR0065
NV1500	Automatic Transmission Speed Sensor	4.0L	S, SV	Actual OE	CAS0004
NV1500	Engine Camshaft Position Sensor	4.0L	S, SV	Left, Actual OE	CPS0005
NV1500	Engine Camshaft Position Sensor	4.0L	S, SV	Right, Actual OE	CPS0008
NV1500	Engine Crankshaft Position Sensor	4.0L	S, SV	Actual OE	CPS0017
NV1500	Engine Camshaft Position Sensor Kit	4.0L	S, SV	Left	CPS20508KIT
NV1500	Engine Camshaft Position Sensor Kit	4.0L	S, SV	Right	CPS20508KIT
NV1500	Ignition Coil	4.0L	S, SV	Actual OE	IGC0006
NV1500	Mass Air Flow Sensor	4.0L	S, SV	w/ OE No. 22680-7S00A, No Housing, Actual OE	MAF0031

Vehicle	Part Type	Engine Size	Trim	Note(s)	Part Number
<b>2014 Nissan (cont'd)</b>					
NV1500	Power Steering Pump	4.0L	S, SV	2 washers, Actual OE	PSP0040
NV1500	Engine Variable Valve Timing (VVT) Solenoid	4.0L	S, SV	Right, Gasket, Actual OE	VTS0001
NV1500	Engine Variable Valve Timing (VVT) Solenoid	4.0L	S, SV	Left, Gasket, Actual OE	VTS0002
NV2500	Automatic Transmission Speed Sensor	4.0L, 5.6L	S, SV	Actual OE	CAS0004
NV2500	Engine Crankshaft Position Sensor	5.6L	S, SV	Actual OE	CPS0005
NV2500	Engine Camshaft Position Sensor	4.0L	Base, S, SV	Left, Actual OE	CPS0005
NV2500	Engine Camshaft Position Sensor	5.6L	S, SV	Actual OE	CPS0007
NV2500	Engine Camshaft Position Sensor	4.0L	Base, S, SV	Right, Actual OE	CPS0008
NV2500	Engine Crankshaft Position Sensor	4.0L	Base, S, SV	Actual OE	CPS0017
NV2500	Engine Camshaft Position Sensor Kit	4.0L	Base, S, SV	Left	CPS20508KIT
NV2500	Engine Camshaft Position Sensor Kit	4.0L	Base, S, SV	Right	CPS20508KIT
NV2500	Ignition Coil	5.6L	S, SV	Actual OE	IGC0001
NV2500	Ignition Coil	4.0L	Base, S, SV	Actual OE	IGC0006
NV2500	Mass Air Flow Sensor	4.0L, 5.6L	Base, S, SV	w/ OE No. 22680-7S00A, No Housing, Actual OE	MAF0031
NV2500	Engine Oil Pump	5.6L	S, SV	Actual OE, OIL PUMP	OUP0010
NV2500	Power Steering Pump	5.6L	S, SV	2 washers, Actual OE	PSP0039
NV2500	Power Steering Pump	4.0L	Base, S, SV	2 washers, Actual OE	PSP0040
NV2500	Engine Variable Valve Timing (VVT) Sprocket	5.6L	S, SV	Intake (Left), Actual OE	VTG0008
NV2500	Engine Variable Valve Timing (VVT) Sprocket	5.6L	S, SV	Intake (Right), Actual OE	VTG0010
NV2500	Engine Variable Valve Timing (VVT) Solenoid	4.0L	Base, S, SV	Right, Gasket, Actual OE	VTS0001
NV2500	Engine Variable Valve Timing (VVT) Solenoid	4.0L	Base, S, SV	Left, Gasket, Actual OE	VTS0002

Vehicle	Part Type	Engine Size	Trim	Note(s)	Part Number
<b>2014 Nissan (cont'd)</b>					
NV2500	Engine Variable Valve Timing (VVT) Solenoid	5.6L	S, SV	Right, Actual OE	VTS0003
NV2500	Engine Variable Valve Timing (VVT) Solenoid	5.6L	S, SV	Left, Actual OE	VTS0006
NV2500	Engine Water Pump	5.6L	S, SV	Gasket, Actual OE	WUP0006
NV3500	Automatic Transmission Speed Sensor	4.0L, 5.6L	S, SL, SV	Actual OE	CAS0004
NV3500	Engine Crankshaft Position Sensor	5.6L	S, SL, SV	Actual OE	CPS0005
NV3500	Engine Camshaft Position Sensor	4.0L	S, SV	Left, Actual OE	CPS0005
NV3500	Engine Camshaft Position Sensor	5.6L	S, SL, SV	Actual OE	CPS0007
NV3500	Engine Camshaft Position Sensor	4.0L	S, SV	Right, Actual OE	CPS0008
NV3500	Engine Crankshaft Position Sensor	4.0L	S, SV	Actual OE	CPS0017
NV3500	Engine Camshaft Position Sensor Kit	4.0L	S, SV	Left	CPS20508KIT
NV3500	Engine Camshaft Position Sensor Kit	4.0L	S, SV	Right	CPS20508KIT
NV3500	Ignition Coil	5.6L	S, SL, SV	Actual OE	IGC0001
NV3500	Ignition Coil	4.0L	S, SV	Actual OE	IGC0006
NV3500	Mass Air Flow Sensor	4.0L, 5.6L	S, SL, SV	w/ OE No. 22680-7S00A, No Housing, Actual OE	MAF0031
NV3500	Engine Oil Pump	5.6L	S, SL, SV	Actual OE, OIL PUMP	OUP0010
NV3500	Power Steering Pump	5.6L	S, SL, SV	2 washers, Actual OE	PSP0039
NV3500	Power Steering Pump	4.0L	S, SV	2 washers, Actual OE	PSP0040
NV3500	Engine Variable Valve Timing (VVT) Sprocket	5.6L	S, SL, SV	Intake (Left), Actual OE	VTG0008
NV3500	Engine Variable Valve Timing (VVT) Sprocket	5.6L	S, SL, SV	Intake (Right), Actual OE	VTG0010
NV3500	Engine Variable Valve Timing (VVT) Sprocket	4.0L	S, SV	Intake	VTG0024
NV3500	Engine Variable Valve Timing (VVT) Solenoid	4.0L	S, SV	Right, Gasket, Actual OE	VTS0001

Vehicle	Part Type	Engine Size	Trim	Note(s)	Part Number
<b>2014 Nissan (cont'd)</b>					
NV3500	Engine Variable Valve Timing (VVT) Solenoid	4.0L	S, SV	Left, Gasket, Actual OE	VTS0002
NV3500	Engine Variable Valve Timing (VVT) Solenoid	5.6L	S, SL, SV	Right, Actual OE	VTS0003
NV3500	Engine Variable Valve Timing (VVT) Solenoid	5.6L	S, SL, SV	Left, Actual OE	VTS0006
NV3500	Engine Water Pump	5.6L	S, SL, SV	Gasket, Actual OE	WUP0006
Pathfinder	Fuel Injection Throttle Body	3.5L	Advance, Exclusive, Platinum, S, SL, SV, Sense	Actual OE	ETB0014
Pathfinder	Fuel Injector	2.5L	Platinum Hybrid, SL Hybrid, SV Hybrid	Actual OE	FIJ0048
Pathfinder	Ignition Coil	2.5L	Platinum Hybrid, SL Hybrid, SV Hybrid	Boot and Springs, Actual OE	IGC0002
Pathfinder	Mass Air Flow Sensor	3.5L	Advance, Exclusive, Platinum, S, SL, SV, Sense	To 09/2014, w/ OE No. 22680-7S00A, No Housing, Actual OE	MAF0031
Pathfinder	Mass Air Flow Sensor	2.5L	Platinum Hybrid, SL Hybrid, SV Hybrid	Actual OE	MAF0102
Pathfinder	Mass Air Flow Sensor	3.5L	Advance, Exclusive, Platinum, S, SL, SV, Sense	From 09/2014, Actual OE	MAF0123
Pathfinder	Manifold Absolute Pressure Sensor	2.5L	Platinum Hybrid, SL Hybrid, SV Hybrid	Supercharger, Actual OE	PRS0005
Pathfinder	Engine Variable Valve Timing (VVT) Sprocket	3.5L	Advance, Exclusive, Platinum, S, SL, SV, Sense	Intake	VTG0025
Pathfinder	Engine Variable Valve Timing (VVT) Solenoid	3.5L	Advance, Exclusive, Platinum, S, SL, SV, Sense	Left, Actual OE	VTS0003
Pathfinder	Engine Variable Valve Timing (VVT) Solenoid	3.5L	Advance, Exclusive, Platinum, S, SL, SV, Sense	Right, Gasket, Actual OE	VTS0010
Quest	Fuel Injection Throttle Body	3.5L	LE, S, SL, SV	To 08/2014, Actual OE	ETB0014
Quest	Ignition Coil	3.5L	LE, S, SL, SV	Actual OE	IGC0003
Quest	Mass Air Flow Sensor	3.5L	LE, S, SL, SV	To 08/2014, w/ OE No. 22680-7S000, No Housing, Actual OE	MAF0031
Quest	Mass Air Flow Sensor	3.5L	LE, S, SL, SV	From 08/2014, Actual OE	MAF0123
Quest	Engine Oil Pump	3.5L	LE, S, SL, SV	To 08/2014, Actual OE, OIL PUMP	OUP0028
Quest	Engine Variable Valve Timing (VVT) Solenoid Housing	3.5L	LE, S, SL, SV	Position: Right, VQ35DE, Variable Timing Control Cover Assembly	VTC0003

Vehicle	Part Type	Engine Size	Trim	Note(s)	Part Number
<b>2014 Nissan (cont'd)</b>					
Quest	Engine Variable Valve Timing (VVT) Solenoid Housing	3.5L	LE, S, SL, SV	Position: Left, VQ35DE, Variable Timing Control Cover Assembly	VTC0004
Quest	Engine Variable Valve Timing (VVT) Sprocket	3.5L	LE, S, SL, SV	Intake, Actual OE	VTG0014
Quest	Engine Variable Valve Timing (VVT) Sprocket	3.5L	LE, S, SL, SV	Exhaust	VTG0023
Quest	Engine Variable Valve Timing (VVT) Solenoid	3.5L	LE, S, SL, SV	To 08/2014, Left, Actual OE	VTS0003
Quest	Engine Variable Valve Timing (VVT) Solenoid	3.5L	LE, S, SL, SV	To 08/2014, Right, Gasket, Actual OE	VTS0010
Quest	Engine Variable Valve Timing (VVT) Solenoid	3.5L	LE, S, SL, SV	From 08/2014, w/ OE No. 23796-3RC0A, Left	VTS0016
Quest	Engine Variable Valve Timing (VVT) Solenoid	3.5L	LE, S, SL, SV	From 08/2014, w/ OE No. 23796-3RC0A, Right	VTS0016
Rogue	Fuel Injector	2.5L	Advance, Exclusive, S, SL, SV, Sense	To 08/2014, Actual OE	FIJ0047
Rogue	Fuel Injector	2.5L	Advance, Exclusive, S, SL, SV, Sense	From 08/2014, Actual OE	FIJ0052
Rogue	Ignition Coil	2.5L	Advance, Exclusive, S, SL, SV, Sense	Boot and Springs, Actual OE	IGC0002
Rogue	Mass Air Flow Sensor	2.5L	Advance, Exclusive, S, SL, SV, Sense	w/ OE No. 22680-7S000, No Housing, Actual OE	MAF0031
Rogue Select	Ignition Coil	2.5L	S	Boot and Springs, Actual OE	IGC0002
Rogue Select	Mass Air Flow Sensor	2.5L	S	w/ OE No. 22680-7S000, No Housing, Actual OE	MAF0031
Rogue Select	Engine Oil Pump Cover	2.5L	S	Actual OE	OFC0005
Rogue Select	Engine Water Pump	2.5L	S	Gasket, Actual OE	WUP0035
Sentra	Engine Crankshaft Position Sensor	1.8L	Advance, Exclusive, FE+S, FE+SV, S, SL, SR, SV, Sense	Actual OE	CPS0009
Sentra	Ignition Coil	1.8L	Advance, Exclusive, FE+S, FE+SV, S, SL, SR, SV, Sense	Boot and Springs, Actual OE	IGC0002
Sentra	Mass Air Flow Sensor	1.8L	Advance, Exclusive, FE+S, FE+SV, S, SL, SR, SV, Sense	Actual OE	MAF0102



Vehicle	Part Type	Engine Size	Trim	Note(s)	Part Number
<b>2014 Nissan (cont'd)</b>					
Sentra	Starter Motor	1.8L	Advance, Exclusive, FE+S, FE+SV, S, SL, SR, SV, Sense	Actual OE	STR0065
Sentra	Engine Variable Valve Timing (VVT) Sprocket	1.8L	Advance, Exclusive, FE+S, FE+SV, S, SL, SR, SV, Sense	Intake, Actual OE	VTG0012
Sentra	Engine Variable Valve Timing (VVT) Sprocket	1.8L	Advance, Exclusive, FE+S, FE+SV, S, SL, SR, SV, Sense	Exhaust, Actual OE	VTG0013
Sentra	Engine Variable Valve Timing (VVT) Solenoid	1.8L	Advance, Exclusive, FE+S, FE+SV, S, SL, SR, SV, Sense		VTS0016
Titan	Automatic Transmission Speed Sensor	5.6L	PRO-4X, S, SL, SV	Actual OE	CAS0004
Titan	Engine Crankshaft Position Sensor	5.6L	Base, PRO-4X, S, SL, SV	Actual OE	CPS0005
Titan	Engine Camshaft Position Sensor	5.6L	Base, PRO-4X, S, SL, SV	Actual OE	CPS0007
Titan	Ignition Coil	5.6L	Base, PRO-4X, S, SL, SV	Actual OE	IGC0001
Titan	Mass Air Flow Sensor	5.6L	Base, PRO-4X, S, SL, SV	w/ OE No. 22680-7S00A, No Housing, Actual OE	MAF0031
Titan	Engine Oil Pump	5.6L	Base, PRO-4X, S, SL, SV	Actual OE, OIL PUMP	OUP0010
Titan	Power Steering Pump	5.6L	Base, PRO-4X, S, SL, SV	2 washers, Actual OE	PSP0006
Titan	Steering Tie Rod	5.6L	PRO-4X, S, SL, SV	Left Outer, Actual OE	TRE0003
Titan	Steering Tie Rod	5.6L	PRO-4X, S, SL, SV	Right Outer, Actual OE	TRE0004
Titan	Steering Tie Rod	5.6L	PRO-4X, S, SL, SV	Left Inner, Rack, Actual OE	TRI0003
Titan	Steering Tie Rod	5.6L	PRO-4X, S, SL, SV	Right Inner, Rack, Actual OE	TRI0003
Titan	Engine Variable Valve Timing (VVT) Sprocket	5.6L	Base, PRO-4X, S, SL, SV	Intake (Left), Actual OE	VTG0008
Titan	Engine Variable Valve Timing (VVT) Sprocket	5.6L	Base, PRO-4X, S, SL, SV	Intake (Right), Actual OE	VTG0010
Titan	Engine Variable Valve Timing (VVT) Solenoid	5.6L	Base, PRO-4X, S, SL, SV	Right, Actual OE	VTS0003
Titan	Engine Variable Valve Timing (VVT) Solenoid	5.6L	Base, PRO-4X, S, SL, SV	Left, Actual OE	VTS0006
Titan	Engine Water Pump	5.6L	PRO-4X, S, SL, SV	Gasket, Actual OE	WUP0006

Vehicle	Part Type	Engine Size	Trim	Note(s)	Part Number
<b>2014 Nissan (cont'd)</b>					
Titan	Engine Water Pump	5.6L	Base	w/o Pulley, Gasket, Actual OE	WUP0006
Tsuru	Throttle Position Sensor	1.6L	GS I, GS II	MEX, Actual OE	TPS0003
Versa	Ignition Coil	1.6L	1.6 S, 1.6 S Plus, 1.6 SL, 1.6 SV, Advance, Exclusive, Sense	Actual OE	IGC0092
Versa	Mass Air Flow Sensor	1.6L	1.6 S, 1.6 S Plus, 1.6 SL, 1.6 SV, Advance, Exclusive, Sense	w/ OE No. 22680-7S00A, No Housing, Actual OE	MAF0031
Versa	Starter Motor	1.6L	1.6 S, 1.6 S Plus, 1.6 SL, 1.6 SV	Actual OE	STR0066
Versa	Engine Variable Valve Timing (VVT) Sprocket	1.6L	1.6 S, 1.6 S Plus, 1.6 SL, 1.6 SV	Intake, Sedan, Actual OE	VTG0005
Versa	Engine Variable Valve Timing (VVT) Solenoid	1.6L	1.6 S, 1.6 S Plus, 1.6 SL, 1.6 SV	From 01/2014, Intake	VTS0012
Versa Note	Ignition Coil	1.6L	S, S Plus, SL, SV	Actual OE	IGC0092
Versa Note	Mass Air Flow Sensor	1.6L	S, S Plus, SL, SV	w/ OE No. 22680-7S00A, No Housing, Actual OE	MAF0031
Versa Note	Starter Motor	1.6L	S, S Plus, SL, SV	From 09/2013, Actual OE	STR0066
Versa Note	Engine Variable Valve Timing (VVT) Sprocket	1.6L	S, S Plus, SL, SV	To 01/2014, From 04/2014, Intake, Actual OE	VTG0005
Versa Note	Engine Variable Valve Timing (VVT) Solenoid	1.6L	S, S Plus, SL, SV	From 01/2014, Intake	VTS0012
Xterra	Automatic Transmission Speed Sensor	4.0L	PRO-4X, S, X	Automatic, Actual OE	CAS0004
Xterra	Engine Camshaft Position Sensor	4.0L	PRO-4X, S, X	Left, Actual OE	CPS0005
Xterra	Engine Camshaft Position Sensor	4.0L	PRO-4X, S, X	Right, Actual OE	CPS0008
Xterra	Engine Crankshaft Position Sensor	4.0L	PRO-4X, S, X	Actual OE	CPS0017
Xterra	Engine Camshaft Position Sensor Kit	4.0L	PRO-4X, S, X	Left	CPS20508KIT
Xterra	Engine Camshaft Position Sensor Kit	4.0L	PRO-4X, S, X	Right	CPS20508KIT
Xterra	Ignition Coil	4.0L	PRO-4X, S, X	Actual OE	IGC0006
Xterra	Mass Air Flow Sensor	4.0L	PRO-4X, S, X	w/ OE No. 22680-7S00A, No Housing, Actual OE	MAF0031

Vehicle	Part Type	Engine Size	Trim	Note(s)	Part Number
<b>2014 Nissan (cont'd)</b>					
Xterra	Rack and Pinion Assembly	4.0L	PRO-4X, S, X	Actual OE	PSG0024
Xterra	Power Steering Pump	4.0L	PRO-4X, S, X	2 washers, Actual OE	PSP0003
Xterra	Steering Tie Rod	4.0L	PRO-4X, S, X	Left Outer, Actual OE	TRE0005
Xterra	Steering Tie Rod	4.0L	PRO-4X, S, X	Right Outer, Actual OE	TRE0006
Xterra	Steering Tie Rod	4.0L	PRO-4X, S, X	Left Inner, Rack, Actual OE	TRI0004
Xterra	Steering Tie Rod	4.0L	PRO-4X, S, X	Right Inner, Rack, Actual OE	TRI0004
Xterra	Engine Variable Valve Timing (VVT) Sprocket	4.0L	PRO-4X, S, X	Intake	VTG0024
Xterra	Engine Variable Valve Timing (VVT) Solenoid	4.0L	PRO-4X, S, X	Right, Gasket, Actual OE	VTS0001
Xterra	Engine Variable Valve Timing (VVT) Solenoid	4.0L	PRO-4X, S, X	Left, Gasket, Actual OE	VTS0002
<b>2015 Nissan</b>					
370Z	Automatic Transmission Speed Sensor	3.7L	Base, Nismo, Nismo Tech, Sport, Sport Tech, Touring, Touring Sport	Automatic, Actual OE	CAS0004
370Z	Fuel Injection Throttle Body	3.7L	Base, Nismo, Nismo Tech, Sport, Sport Tech, Touring, Touring Sport	Left position, Actual OE	ETB0005
370Z	Fuel Injection Throttle Body	3.7L	Base, Nismo, Nismo Tech, Sport, Sport Tech, Touring, Touring Sport	Right position, Actual OE	ETB0008
370Z	Ignition Coil	3.7L	Base, Nismo, Nismo Tech, Sport, Sport Tech, Touring, Touring Sport	Actual OE	IGC0078
370Z	Mass Air Flow Sensor	3.7L	Base, Nismo, Nismo Tech, Sport, Sport Tech, Touring, Touring Sport	w/ OE No. 22680-7S000, No Housing, Actual OE	MAF0031
370Z	Manifold Absolute Pressure Sensor	3.7L	Base, Nismo, Sport, Touring, Touring Sport	Engine Cover, Front, Actual OE	PRS0002
370Z	Manifold Absolute Pressure Sensor	3.7L	Nismo Tech, Sport Tech	Manifold, Actual OE	PRS0002
370Z	Manifold Absolute Pressure Sensor	3.7L	Base, Nismo, Sport, Touring, Touring Sport	Air Power Booster, Front, Actual OE	PRS0003
370Z	Manifold Absolute Pressure Sensor	3.7L	Nismo Tech, Sport Tech	Brake Master, Actual OE	PRS0003
370Z	Power Steering Pump	3.7L	Base, Nismo, Nismo Tech, Sport, Sport Tech, Touring, Touring Sport	2 washers, Actual OE	PSP0033

Vehicle	Part Type	Engine Size	Trim	Note(s)	Part Number
<b>2015 Nissan (cont'd)</b>					
370Z	Starter Motor	3.7L	Base, Nismo, Nismo Tech, Sport, Sport Tech, Touring, Touring Sport	Actual OE	STR0063
370Z	Engine Variable Valve Timing (VVT) Sprocket	3.7L	Base, Nismo, Nismo Tech, Sport, Sport Tech, Touring, Touring Sport	Intake (Right), Actual OE	VTG0006
370Z	Engine Variable Valve Timing (VVT) Sprocket	3.7L	Base, Nismo, Nismo Tech, Sport, Sport Tech, Touring, Touring Sport	Intake (Left), Actual OE	VTG0011
370Z	Engine Variable Valve Timing (VVT) Solenoid	3.7L	Base, Nismo, Nismo Tech, Sport, Sport Tech, Touring, Touring Sport	Left, Actual OE	VTS0003
370Z	Engine Variable Valve Timing (VVT) Solenoid	3.7L	Base, Nismo, Nismo Tech, Sport, Sport Tech, Touring, Touring Sport	Right, Gasket, Actual OE	VTS0005
Altima	Fuel Injector	2.5L	Advance, Base, S, SL, SV, Sense	Actual OE	FIJ0052
Altima	Ignition Coil	2.5L	Advance, Base, S, SL, SV, Sense	Boot and Springs, Actual OE	IGC0002
Altima	Mass Air Flow Sensor	2.5L	Advance, Base, S, SL, SV, Sense	Actual OE	MAF0102
Altima	Mass Air Flow Sensor	3.5L	Exclusive, S, SL, SV	Actual OE	MAF0123
Altima	Manifold Absolute Pressure Sensor	2.5L	Advance, Sense	Actual OE	PRS0003
Altima	Manifold Absolute Pressure Sensor	2.5L	Base, S, SL, SV	w/ California Emissions, Manifold, Actual OE	PRS0003
Altima	Engine Variable Valve Timing (VVT) Sprocket	3.5L	Exclusive, S, SL, SV	Intake, Actual OE	VTG0014
Altima	Engine Variable Valve Timing (VVT) Sprocket	3.5L	Exclusive, S, SL, SV	Exhaust, Actual OE	VTG0015
Altima	Engine Variable Valve Timing (VVT) Solenoid	3.5L	S, SL, SV	Left, Actual OE	VTS0003
Altima	Engine Variable Valve Timing (VVT) Solenoid	3.5L	S, SL, SV	Right, Gasket, Actual OE	VTS0010
Altima	Engine Variable Valve Timing (VVT) Solenoid	3.5L	Exclusive		VTS0016
Armada	Automatic Transmission Speed Sensor	5.6L	Platinum, SL, SV	Actual OE	CAS0004
Armada	Engine Crankshaft Position Sensor	5.6L	Base, Platinum, SL, SV	Actual OE	CPS0005
Armada	Engine Camshaft Position Sensor	5.6L	Base, Platinum, SL, SV	Actual OE	CPS0007

Vehicle	Part Type	Engine Size	Trim	Note(s)	Part Number
<b>2015 Nissan (cont'd)</b>					
Armada	Ignition Coil	5.6L	Base, Platinum, SL, SV	Actual OE	IGC0001
Armada	Mass Air Flow Sensor	5.6L	Base, Platinum, SL, SV	w/ OE No. 22680-7S00A, No Housing, Actual OE	MAF0031
Armada	Engine Oil Pump	5.6L	Base, Platinum, SL, SV	Actual OE, OIL PUMP	OUP0010
Armada	Power Steering Pump	5.6L	Base, Platinum, SL, SV	2 washers, Actual OE	PSP0006
Armada	Steering Tie Rod	5.6L	Platinum, SL, SV	Left Outer, Actual OE	TRE0003
Armada	Steering Tie Rod	5.6L	Platinum, SL, SV	Right Outer, Actual OE	TRE0004
Armada	Steering Tie Rod	5.6L	Platinum, SL, SV	Left Inner, Rack, Actual OE	TRI0003
Armada	Steering Tie Rod	5.6L	Platinum, SL, SV	Right Inner, Rack, Actual OE	TRI0003
Armada	Engine Variable Valve Timing (VVT) Sprocket	5.6L	Base, Platinum, SL, SV	Intake (Left), Actual OE	VTG0008
Armada	Engine Variable Valve Timing (VVT) Sprocket	5.6L	Base, Platinum, SL, SV	Intake (Right), Actual OE	VTG0010
Armada	Engine Variable Valve Timing (VVT) Solenoid	5.6L	Base, Platinum, SL, SV	Right, Actual OE	VTS0003
Armada	Engine Variable Valve Timing (VVT) Solenoid	5.6L	Base, Platinum, SL, SV	Left, Actual OE	VTS0006
Armada	Engine Water Pump	5.6L	Platinum, SL, SV	Gasket, Actual OE	WUP0006
Armada	Engine Water Pump	5.6L	Base	w/o Pulley, Gasket, Actual OE	WUP0006
Frontier	Alternator	2.5L	S, SV	Actual OE	ALR0017
Frontier	Automatic Transmission Speed Sensor	2.5L, 4.0L	Desert Runner, PRO-4X, S, SL, SV	Automatic, Actual OE	CAS0004
Frontier	Engine Camshaft Position Sensor	2.5L	S, SV	Actual OE	CPS0003
Frontier	Engine Camshaft Position Sensor	4.0L	Desert Runner, PRO-4X, S, SL, SV	Left, Actual OE	CPS0005
Frontier	Engine Camshaft Position Sensor	4.0L	Desert Runner, PRO-4X, S, SL, SV	Right, Actual OE	CPS0008
Frontier	Engine Crankshaft Position Sensor	4.0L	Desert Runner, PRO-4X, S, SL, SV	Actual OE	CPS0017
Frontier	Engine Camshaft Position Sensor Kit	4.0L	Desert Runner, PRO-4X, S, SL, SV	Left	CPS20508KIT
Frontier	Engine Camshaft Position Sensor Kit	4.0L	Desert Runner, PRO-4X, S, SL, SV	Right	CPS20508KIT

Vehicle	Part Type	Engine Size	Trim	Note(s)	Part Number
<b>2015 Nissan (cont'd)</b>					
Frontier	Ignition Coil	4.0L	Desert Runner, PRO-4X, S, SL, SV	Actual OE	IGC0006
Frontier	Ignition Coil	2.5L	S, SV	Actual OE	IGC0011
Frontier	Mass Air Flow Sensor	2.5L, 4.0L	Desert Runner, PRO-4X, S, SL, SV	w/ OE No. 22680-7S00A, No Housing, Actual OE	MAF0031
Frontier	Rack and Pinion Assembly	2.5L, 4.0L	Desert Runner, PRO-4X, S, SL, SV	Actual OE	PSG0024
Frontier	Power Steering Pump	4.0L	Desert Runner, PRO-4X, S, SL, SV	2 washers, Actual OE	PSP0003
Frontier	Power Steering Pump	2.5L	S, SV	2 washers, Actual OE	PSP0035
Frontier	Steering Tie Rod	2.5L, 4.0L	Desert Runner, PRO-4X, S, SL, SV	Left Outer, Actual OE	TRE0005
Frontier	Steering Tie Rod	2.5L, 4.0L	Desert Runner, PRO-4X, S, SL, SV	Right Outer, Actual OE	TRE0006
Frontier	Steering Tie Rod	2.5L, 4.0L	Desert Runner, PRO-4X, S, SL, SV	Left Inner, Rack, Actual OE	TRI0004
Frontier	Steering Tie Rod	2.5L, 4.0L	Desert Runner, PRO-4X, S, SL, SV	Right Inner, Rack, Actual OE	TRI0004
Frontier	Engine Variable Valve Timing (VVT) Sprocket	4.0L	Desert Runner, PRO-4X, S, SL, SV	Intake	VTG0024
Frontier	Engine Variable Valve Timing (VVT) Solenoid	4.0L	Desert Runner, PRO-4X, S, SL, SV	Right, Gasket, Actual OE	VTS0001
Frontier	Engine Variable Valve Timing (VVT) Solenoid	4.0L	Desert Runner, PRO-4X, S, SL, SV	Left, Gasket, Actual OE	VTS0002
Frontier	Engine Variable Valve Timing (VVT) Solenoid	2.5L	S, SV	Actual OE	VTS0003
GT-R	Fuel Injection Throttle Body	3.8L	Black Edition, Nismo, Premium, Track Edition	Right position, Gasket, Actual OE	ETB0007
GT-R	Fuel Injection Throttle Body	3.8L	Black Edition, Nismo, Premium, Track Edition	Left position, Gasket, Actual OE	ETB0010
GT-R	Ignition Coil	3.8L	Black Edition, Nismo, Premium, Track Edition	Actual OE	IGC0079
GT-R	Mass Air Flow Sensor	3.8L	Black Edition, Nismo, Premium, Track Edition	w/ OE No. 22680-7S000, No Housing, Actual OE	MAF0031
GT-R	Manifold Absolute Pressure Sensor	3.8L	Black Edition, Nismo, Premium, Track Edition	Actual OE	PRS0004
GT-R	Engine Variable Valve Timing (VVT) Sprocket	3.8L	Black Edition, Nismo, Premium, Track Edition	Intake	VTG0025
GT-R	Engine Variable Valve Timing (VVT) Solenoid	3.8L	Black Edition, Nismo, Premium, Track Edition	Left, Actual OE	VTS0003

Vehicle	Part Type	Engine Size	Trim	Note(s)	Part Number
<b>2015 Nissan (cont'd)</b>					
GT-R	Engine Variable Valve Timing (VVT) Solenoid	3.8L	Black Edition, Nismo, Premium, Track Edition	Right, Gasket, Actual OE	VTS0005
Juke	Engine Crankshaft Position Sensor	1.6L	Nismo, Nismo RS, S, SL, SV	Actual OE	CPS0009
Juke	Fuel Injection Throttle Body	1.6L	Nismo, S, SL, SV	From 10/2014, 188 / 140, Actual OE	ETB0038
Juke	Ignition Coil	1.6L	Exclusive, Nismo, Nismo RS, S, SL, SV	Actual OE	IGC0084
Juke	Mass Air Flow Sensor	1.6L	Nismo RS	Actual OE	MAF0058
Juke	Mass Air Flow Sensor	1.6L	Advance, Exclusive, Nismo, S, SL, SV	w/ OE No. 22680-BV80B, 188 / 140, Actual OE	MAF0133
Juke	Manifold Absolute Pressure Sensor	1.6L	Exclusive, Nismo, Nismo RS, S, SL, SV	Actual OE	PRS0005
Juke	Starter Motor	1.6L	Nismo, Nismo RS, S, SL, SV	Actual OE	STR0065
Micra	Ignition Coil	1.6L	S, SR, SV	Actual OE	IGC0092
Micra	Mass Air Flow Sensor	1.6L	S, SR, SV	w/ OE No. 22680-7S00A, No Housing, Actual OE	MAF0031
Micra	Starter Motor	1.6L	S, SR, SV	Actual OE	STR0066
Micra	Engine Variable Valve Timing (VVT) Sprocket	1.6L	S, SR, SV	Intake, Actual OE	VTG0005
Murano	Ignition Coil	3.5L	Platinum, S, SL, SV	Actual OE	IGC0003
Murano	Mass Air Flow Sensor	3.5L	Platinum, S, SL, SV	Actual OE	MAF0123
Murano	Engine Oil Pump	3.5L	Platinum, S, SL, SV	Actual OE, OIL PUMP	OUP0028
Murano	Rack and Pinion Assembly	3.5L	S, SL, SV	AWD, Actual OE	PSG0001
Murano	Rack and Pinion Assembly	3.5L	S, SL, SV	FWD, Actual OE	PSG0013
Murano	Power Steering Pump	3.5L	Platinum, S, SL, SV	2 washers, Actual OE	PSP0019
Murano	Engine Variable Valve Timing (VVT) Sprocket	3.5L	Platinum, S, SL, SV	Intake, Actual OE	VTG0014
Murano	Engine Variable Valve Timing (VVT) Sprocket	3.5L	Platinum, S, SL, SV	Exhaust, Actual OE	VTG0015
Murano	Engine Variable Valve Timing (VVT) Solenoid	3.5L	Platinum, S, SL, SV	To 10/2014, Left, VQ35DE, Actual OE	VTS0003
Murano	Engine Variable Valve Timing (VVT) Solenoid	3.5L	Platinum, S, SL, SV	To 10/2014, Right, VQ35DE, Gasket, Actual OE	VTS0010

Vehicle	Part Type	Engine Size	Trim	Note(s)	Part Number
<b>2015 Nissan (cont'd)</b>					
Murano	Engine Variable Valve Timing (VVT) Solenoid	3.5L	Platinum, S, SL, SV	From 10/2014, w/ OE No. 23796-3RC0A, Left, VQ35DE	VTS0016
Murano	Engine Variable Valve Timing (VVT) Solenoid	3.5L	Platinum, S, SL, SV	From 10/2014, w/ OE No. 23796-3RC0A, Right, VQ35DE	VTS0016
NV200	Fuel Injector	2.0L	S, SV, Taxi	Actual OE	FIJ0026
NV200	Mass Air Flow Sensor	2.0L	S, SV, Taxi	w/ OE No. 22680-7S00A, No Housing, Actual OE	MAF0031
NV200	Starter Motor	2.0L	S, SV, Taxi	Actual OE	STR0065
NV1500	Automatic Transmission Speed Sensor	4.0L	S, SV	Actual OE	CAS0004
NV1500	Engine Camshaft Position Sensor	4.0L	S, SV	Left, Actual OE	CPS0005
NV1500	Engine Camshaft Position Sensor	4.0L	S, SV	Right, Actual OE	CPS0008
NV1500	Engine Crankshaft Position Sensor	4.0L	S, SV	Actual OE	CPS0017
NV1500	Engine Camshaft Position Sensor Kit	4.0L	S, SV	Left	CPS20508KIT
NV1500	Engine Camshaft Position Sensor Kit	4.0L	S, SV	Right	CPS20508KIT
NV1500	Ignition Coil	4.0L	S, SV	Actual OE	IGC0006
NV1500	Mass Air Flow Sensor	4.0L	S, SV	w/ OE No. 22680-7S00A, No Housing, Actual OE	MAF0031
NV1500	Power Steering Pump	4.0L	S, SV	2 washers, Actual OE	PSP0040
NV1500	Engine Variable Valve Timing (VVT) Sprocket	4.0L	S, SV	From 12/2014, Intake	VTG0024
NV1500	Engine Variable Valve Timing (VVT) Solenoid	4.0L	S, SV	Right, Gasket, Actual OE	VTS0001
NV1500	Engine Variable Valve Timing (VVT) Solenoid	4.0L	S, SV	Left, Gasket, Actual OE	VTS0002
NV2500	Automatic Transmission Speed Sensor	4.0L, 5.6L	S, SL, SV	Actual OE	CAS0004
NV2500	Engine Crankshaft Position Sensor	5.6L	S, SL, SV	Actual OE	CPS0005
NV2500	Engine Camshaft Position Sensor	4.0L	Base, S, SL, SV	Left, Actual OE	CPS0005



Vehicle	Part Type	Engine Size	Trim	Note(s)	Part Number
<b>2015 Nissan (cont'd)</b>					
NV2500	Engine Camshaft Position Sensor	5.6L	S, SL, SV	Actual OE	CPS0007
NV2500	Engine Camshaft Position Sensor	4.0L	Base, S, SL, SV	Right, Actual OE	CPS0008
NV2500	Engine Crankshaft Position Sensor	4.0L	Base, S, SL, SV	Actual OE	CPS0017
NV2500	Engine Camshaft Position Sensor Kit	4.0L	Base, S, SL, SV	Left	CPS20508KIT
NV2500	Engine Camshaft Position Sensor Kit	4.0L	Base, S, SL, SV	Right	CPS20508KIT
NV2500	Ignition Coil	5.6L	S, SL, SV	Actual OE	IGC0001
NV2500	Ignition Coil	4.0L	Base, S, SL, SV	Actual OE	IGC0006
NV2500	Mass Air Flow Sensor	4.0L, 5.6L	Base, S, SL, SV	w/ OE No. 22680-7S00A, No Housing, Actual OE	MAF0031
NV2500	Engine Oil Pump	5.6L	S, SL, SV	Actual OE, OIL PUMP	OUP0010
NV2500	Power Steering Pump	5.6L	S, SL, SV	2 washers, Actual OE	PSP0039
NV2500	Power Steering Pump	4.0L	Base, S, SL, SV	2 washers, Actual OE	PSP0040
NV2500	Engine Variable Valve Timing (VVT) Sprocket	5.6L	S, SL, SV	Intake (Left), Actual OE	VTG0008
NV2500	Engine Variable Valve Timing (VVT) Sprocket	5.6L	S, SL, SV	Intake (Right), Actual OE	VTG0010
NV2500	Engine Variable Valve Timing (VVT) Sprocket	4.0L	Base, S, SL, SV	Intake	VTG0024
NV2500	Engine Variable Valve Timing (VVT) Solenoid	4.0L	Base, S, SL, SV	Right, Gasket, Actual OE	VTS0001
NV2500	Engine Variable Valve Timing (VVT) Solenoid	4.0L	Base, S, SL, SV	Left, Gasket, Actual OE	VTS0002
NV2500	Engine Variable Valve Timing (VVT) Solenoid	5.6L	S, SL, SV	Right, Actual OE	VTS0003
NV2500	Engine Variable Valve Timing (VVT) Solenoid	5.6L	S, SL, SV	Left, Actual OE	VTS0006
NV2500	Engine Water Pump	5.6L	S, SL, SV	Gasket, Actual OE	WUP0006
NV3500	Automatic Transmission Speed Sensor	4.0L, 5.6L	S, SL, SV	Actual OE	CAS0004
NV3500	Engine Crankshaft Position Sensor	5.6L	S, SL, SV	Actual OE	CPS0005

Vehicle	Part Type	Engine Size	Trim	Note(s)	Part Number
<b>2015 Nissan (cont'd)</b>					
NV3500	Engine Camshaft Position Sensor	4.0L	S, SV	Left, Actual OE	CPS0005
NV3500	Engine Camshaft Position Sensor	5.6L	S, SL, SV	Actual OE	CPS0007
NV3500	Engine Camshaft Position Sensor	4.0L	S, SV	Right, Actual OE	CPS0008
NV3500	Engine Crankshaft Position Sensor	4.0L	S, SV	Actual OE	CPS0017
NV3500	Engine Camshaft Position Sensor Kit	4.0L	S, SV	Left	CPS20508KIT
NV3500	Engine Camshaft Position Sensor Kit	4.0L	S, SV	Right	CPS20508KIT
NV3500	Ignition Coil	5.6L	S, SL, SV	Actual OE	IGC0001
NV3500	Ignition Coil	4.0L	S, SV	Actual OE	IGC0006
NV3500	Mass Air Flow Sensor	4.0L, 5.6L	S, SL, SV	w/ OE No. 22680-7S00A, No Housing, Actual OE	MAF0031
NV3500	Engine Oil Pump	5.6L	S, SL, SV	Actual OE, OIL PUMP	OUP0010
NV3500	Power Steering Pump	5.6L	S, SL, SV	2 washers, Actual OE	PSP0039
NV3500	Power Steering Pump	4.0L	S, SV	2 washers, Actual OE	PSP0040
NV3500	Engine Variable Valve Timing (VVT) Sprocket	5.6L	S, SL, SV	Intake (Left), Actual OE	VTG0008
NV3500	Engine Variable Valve Timing (VVT) Sprocket	5.6L	S, SL, SV	Intake (Right), Actual OE	VTG0010
NV3500	Engine Variable Valve Timing (VVT) Sprocket	4.0L	S, SV	Intake	VTG0024
NV3500	Engine Variable Valve Timing (VVT) Solenoid	4.0L	S, SV	Right, Gasket, Actual OE	VTS0001
NV3500	Engine Variable Valve Timing (VVT) Solenoid	4.0L	S, SV	Left, Gasket, Actual OE	VTS0002
NV3500	Engine Variable Valve Timing (VVT) Solenoid	5.6L	S, SL, SV	Right, Actual OE	VTS0003
NV3500	Engine Variable Valve Timing (VVT) Solenoid	5.6L	S, SL, SV	Left, Actual OE	VTS0006
NV3500	Engine Water Pump	5.6L	S, SL, SV	Gasket, Actual OE	WUP0006
Pathfinder	Fuel Injection Throttle Body	3.5L	Advance, Exclusive, Platinum, S, SL, SV, Sense	Actual OE	ETB0014
Pathfinder	Fuel Injector	2.5L	Platinum Hybrid, SL Hybrid, SV Hybrid	Actual OE	FIJ0048

Vehicle	Part Type	Engine Size	Trim	Note(s)	Part Number
<b>2015 Nissan (cont'd)</b>					
Pathfinder	Mass Air Flow Sensor	3.5L	Advance, Exclusive, Platinum, S, SL, SV, Sense	To 09/2014, w/ OE No. 22680-7S00A, No Housing, Actual OE	MAF0031
Pathfinder	Mass Air Flow Sensor	2.5L	Platinum Hybrid, SL Hybrid, SV Hybrid	Actual OE	MAF0102
Pathfinder	Mass Air Flow Sensor	3.5L	Advance, Exclusive, Platinum, S, SL, SV, Sense	From 09/2014, Actual OE	MAF0123
Pathfinder	Engine Variable Valve Timing (VVT) Sprocket	3.5L	Advance, Exclusive, Platinum, S, SL, SV, Sense	Intake, Actual OE	VTG0014
Pathfinder	Engine Variable Valve Timing (VVT) Sprocket	3.5L	Advance, Exclusive, Platinum, S, SL, SV, Sense	Exhaust, Actual OE	VTG0015
Pathfinder	Engine Variable Valve Timing (VVT) Solenoid	3.5L	Platinum, S, SL, SV	To 09/2014, Left, Actual OE	VTS0003
Pathfinder	Engine Variable Valve Timing (VVT) Solenoid	3.5L	Advance, Exclusive, Platinum, S, SL, SV, Sense	To 09/2014, Right, Gasket, Actual OE	VTS0010
Pathfinder	Engine Variable Valve Timing (VVT) Solenoid	3.5L	Advance, Exclusive, Platinum, S, SL, SV, Sense	From 09/2014, Right	VTS0016
Quest	Ignition Coil	3.5L	Platinum, S, SL, SV	Actual OE	IGC0003
Quest	Mass Air Flow Sensor	3.5L	Platinum, S, SL, SV	Actual OE	MAF0123
Quest	Engine Variable Valve Timing (VVT) Solenoid Housing	3.5L	Platinum, S, SL, SV	Position: Right, VQ35DE, Variable Timing Control Cover Assembly	VTC0003
Quest	Engine Variable Valve Timing (VVT) Solenoid Housing	3.5L	Platinum, S, SL, SV	Position: Left, VQ35DE, Variable Timing Control Cover Assembly	VTC0004
Quest	Engine Variable Valve Timing (VVT) Sprocket	3.5L	Platinum, S, SL, SV	Intake, Actual OE	VTG0014
Quest	Engine Variable Valve Timing (VVT) Sprocket	3.5L	Platinum, S, SL, SV	Exhaust	VTG0023
Quest	Engine Variable Valve Timing (VVT) Solenoid	3.5L	Platinum, S, SL, SV		VTS0016
Rogue	Fuel Injector	2.5L	S, SL, SV	Actual OE	FIJ0052
Rogue	Ignition Coil	2.5L	S, SL, SV	Boot and Springs, Actual OE	IGC0002
Rogue	Mass Air Flow Sensor	2.5L	S, SL, SV	Actual OE	MAF0123
Rogue Select	Ignition Coil	2.5L	S	Boot and Springs, Actual OE	IGC0002

Vehicle	Part Type	Engine Size	Trim	Note(s)	Part Number
<b>2015 Nissan (cont'd)</b>					
Rogue Select	Mass Air Flow Sensor	2.5L	S	w/ OE No. 22680-7S000, No Housing, Actual OE	MAF0031
Rogue Select	Engine Oil Pump Cover	2.5L	S	Actual OE	OFC0005
Rogue Select	Engine Water Pump	2.5L	S	Gasket, Actual OE	WUP0035
Sentra	Engine Crankshaft Position Sensor	1.8L	Advance, Exclusive, FE+S, S, SL, SR, SV, Sense	Actual OE	CPS0009
Sentra	Ignition Coil	1.8L	Advance, Exclusive, FE+S, S, SL, SR, SV, Sense	Boot and Springs, Actual OE	IGC0002
Sentra	Mass Air Flow Sensor	1.8L	Advance, Exclusive, FE+S, S, SL, SR, SV, Sense	Actual OE	MAF0102
Sentra	Starter Motor	1.8L	Advance, Exclusive, FE+S, S, SL, SR, SV, Sense	Actual OE	STR0065
Sentra	Engine Variable Valve Timing (VVT) Sprocket	1.8L	Advance, Exclusive, FE+S, S, SL, SR, SV, Sense	Intake, Actual OE	VTG0012
Sentra	Engine Variable Valve Timing (VVT) Sprocket	1.8L	Advance, Exclusive, FE+S, S, SL, SR, SV, Sense	Exhaust, Actual OE	VTG0013
Sentra	Engine Variable Valve Timing (VVT) Solenoid	1.8L	Advance, Exclusive, FE+S, S, SL, SR, SV, Sense		VTS0016
Titan	Automatic Transmission Speed Sensor	5.6L	PRO-4X, S, SL, SV	Actual OE	CAS0004
Titan	Engine Crankshaft Position Sensor	5.6L	Base, PRO-4X, S, SL, SV	Actual OE	CPS0005
Titan	Engine Camshaft Position Sensor	5.6L	Base, PRO-4X, S, SL, SV	Actual OE	CPS0007
Titan	Ignition Coil	5.6L	Base, PRO-4X, S, SL, SV	Actual OE	IGC0001
Titan	Mass Air Flow Sensor	5.6L	Base, PRO-4X, S, SL, SV	w/ OE No. 22680-7S00A, No Housing, Actual OE	MAF0031
Titan	Engine Oil Pump	5.6L	PRO-4X, S, SL, SV	Actual OE, OIL PUMP	OUP0010
Titan	Power Steering Pump	5.6L	Base, PRO-4X, S, SL, SV	2 washers, Actual OE	PSP0006
Titan	Steering Tie Rod	5.6L	PRO-4X, S, SL, SV	Left Outer, Actual OE	TRE0003
Titan	Steering Tie Rod	5.6L	PRO-4X, S, SL, SV	Right Outer, Actual OE	TRE0004
Titan	Steering Tie Rod	5.6L	PRO-4X, S, SL, SV	Left Inner, Rack, Actual OE	TRI0003
Titan	Steering Tie Rod	5.6L	PRO-4X, S, SL, SV	Right Inner, Rack, Actual OE	TRI0003

Vehicle	Part Type	Engine Size	Trim	Note(s)	Part Number
<b>2015 Nissan (cont'd)</b>					
Titan	Engine Variable Valve Timing (VVT) Sprocket	5.6L	Base, PRO-4X, S, SL, SV	Intake (Left), Actual OE	VTG0008
Titan	Engine Variable Valve Timing (VVT) Sprocket	5.6L	Base, PRO-4X, S, SL, SV	Intake (Right), Actual OE	VTG0010
Titan	Engine Variable Valve Timing (VVT) Solenoid	5.6L	Base, PRO-4X, S, SL, SV	Right, Actual OE	VTS0003
Titan	Engine Variable Valve Timing (VVT) Solenoid	5.6L	Base, PRO-4X, S, SL, SV	Left, Actual OE	VTS0006
Titan	Engine Water Pump	5.6L	PRO-4X, S, SL, SV	Gasket, Actual OE	WUP0006
Titan	Engine Water Pump	5.6L	Base	w/o Pulley, Gasket, Actual OE	WUP0006
Versa	Ignition Coil	1.6L	1.6 S, 1.6 S Plus, 1.6 SL, 1.6 SV, Advance, Exclusive, Sense	Actual OE	IGC0092
Versa	Mass Air Flow Sensor	1.6L	1.6 S, 1.6 S Plus, 1.6 SL, 1.6 SV, Advance, Exclusive, Sense	w/ OE No. 22680-7S00A, No Housing, Actual OE	MAF0031
Versa	Starter Motor	1.6L	1.6 S, 1.6 S Plus, 1.6 SL, 1.6 SV	Actual OE	STR0066
Versa	Engine Variable Valve Timing (VVT) Sprocket	1.6L	1.6 S, 1.6 S Plus, 1.6 SL, 1.6 SV	Intake, Sedan, Actual OE	VTG0005
Versa	Engine Variable Valve Timing (VVT) Solenoid	1.6L	1.6 S, 1.6 S Plus, 1.6 SL, 1.6 SV	Intake	VTS0012
Versa Note	Ignition Coil	1.6L	S, S Plus, SL, SR, SV	Actual OE	IGC0092
Versa Note	Mass Air Flow Sensor	1.6L	S, S Plus, SL, SR, SV	w/ OE No. 22680-7S00A, No Housing, Actual OE	MAF0031
Versa Note	Starter Motor	1.6L	S, S Plus, SL, SR, SV	Actual OE	STR0066
Versa Note	Engine Variable Valve Timing (VVT) Sprocket	1.6L	S, S Plus, SL, SR, SV	Intake, Actual OE	VTG0005
Versa Note	Engine Variable Valve Timing (VVT) Solenoid	1.6L	S, S Plus, SL, SR, SV	Intake	VTS0012
Xterra	Automatic Transmission Speed Sensor	4.0L	PRO-4X, S, X	Automatic, Actual OE	CAS0004
Xterra	Engine Camshaft Position Sensor	4.0L	PRO-4X, S, X	Left, Actual OE	CPS0005
Xterra	Engine Camshaft Position Sensor	4.0L	PRO-4X, S, X	Right, Actual OE	CPS0008

Vehicle	Part Type	Engine Size	Trim	Note(s)	Part Number
<b>2015 Nissan (cont'd)</b>					
Xterra	Engine Crankshaft Position Sensor	4.0L	PRO-4X, S, X	Actual OE	CPS0017
Xterra	Engine Camshaft Position Sensor Kit	4.0L	PRO-4X, S, X	Left	CPS20508KIT
Xterra	Engine Camshaft Position Sensor Kit	4.0L	PRO-4X, S, X	Right	CPS20508KIT
Xterra	Ignition Coil	4.0L	PRO-4X, S, X	Actual OE	IGC0006
Xterra	Mass Air Flow Sensor	4.0L	PRO-4X, S, X	w/ OE No. 22680-7S00A, No Housing, Actual OE	MAF0031
Xterra	Rack and Pinion Assembly	4.0L	PRO-4X, S, X	Actual OE	PSG0024
Xterra	Power Steering Pump	4.0L	PRO-4X, S, X	2 washers, Actual OE	PSP0003
Xterra	Steering Tie Rod	4.0L	PRO-4X, S, X	Left Outer, Actual OE	TRE0005
Xterra	Steering Tie Rod	4.0L	PRO-4X, S, X	Right Outer, Actual OE	TRE0006
Xterra	Steering Tie Rod	4.0L	PRO-4X, S, X	Left Inner, Rack, Actual OE	TRI0004
Xterra	Steering Tie Rod	4.0L	PRO-4X, S, X	Right Inner, Rack, Actual OE	TRI0004
Xterra	Engine Variable Valve Timing (VVT) Sprocket	4.0L	PRO-4X, S, X	Intake	VTG0024
Xterra	Engine Variable Valve Timing (VVT) Solenoid	4.0L	PRO-4X, S, X	Right, Gasket, Actual OE	VTS0001
Xterra	Engine Variable Valve Timing (VVT) Solenoid	4.0L	PRO-4X, S, X	Left, Gasket, Actual OE	VTS0002
<b>2016 Nissan</b>					
370Z	Automatic Transmission Speed Sensor	3.7L	Base, Nismo, Nismo Tech, Sport, Sport Tech, Touring, Touring Sport	Automatic, Actual OE	CAS0004
370Z	Fuel Injection Throttle Body	3.7L	Base, Nismo, Nismo Tech, Sport, Sport Tech, Touring, Touring Sport	Left position, Actual OE	ETB0005
370Z	Fuel Injection Throttle Body	3.7L	Base, Nismo, Nismo Tech, Sport, Sport Tech, Touring, Touring Sport	Right position, Actual OE	ETB0008
370Z	Ignition Coil	3.7L	Base, Nismo, Nismo Tech, Sport, Sport Tech, Touring, Touring Sport	Actual OE	IGC0078
370Z	Mass Air Flow Sensor	3.7L	Base, Nismo, Nismo Tech, Sport, Sport Tech, Touring, Touring Sport	w/ OE No. 22680-7S000, No Housing, Actual OE	MAF0031

Vehicle	Part Type	Engine Size	Trim	Note(s)	Part Number
<b>2016 Nissan (cont'd)</b>					
370Z	Manifold Absolute Pressure Sensor	3.7L	Base, Nismo, Nismo Tech, Sport, Sport Tech, Touring, Touring Sport	Manifold, Actual OE	PRS0002
370Z	Manifold Absolute Pressure Sensor	3.7L	Base, Nismo, Nismo Tech, Sport, Sport Tech, Touring, Touring Sport	Brake Master, Actual OE	PRS0003
370Z	Power Steering Pump	3.7L	Base, Nismo, Nismo Tech, Sport, Sport Tech, Touring, Touring Sport	2 washers, Actual OE	PSP0033
370Z	Starter Motor	3.7L	Base, Nismo, Nismo Tech, Sport, Sport Tech, Touring, Touring Sport	Actual OE	STR0063
370Z	Engine Variable Valve Timing (VVT) Sprocket	3.7L	Base, Nismo, Nismo Tech, Sport, Sport Tech, Touring, Touring Sport	Intake (Right), Actual OE	VTG0006
370Z	Engine Variable Valve Timing (VVT) Sprocket	3.7L	Base, Nismo, Nismo Tech, Sport, Sport Tech, Touring, Touring Sport	Intake (Left), Actual OE	VTG0011
Altima	Fuel Injector	2.5L	Advance, Base, S, SL, SR, SV, Sense	Actual OE	FIJ0052
Altima	Ignition Coil	2.5L	Advance, Base, S, SL, SR, SV, Sense	GAS, Boot and Springs, Actual OE	IGC0002
Altima	Mass Air Flow Sensor	2.5L	Advance, Base, S, SL, SR, SV, Sense	To 10/2015, Actual OE	MAF0102
Altima	Mass Air Flow Sensor	3.5L	Exclusive, SL, SR	Actual OE	MAF0123
Altima	Mass Air Flow Sensor	2.5L	Advance, Base, S, SL, SR, SV, Sense	From 11/2015, w/ OE No. 22680-BV80B, Actual OE	MAF0133
Altima	Manifold Absolute Pressure Sensor	2.5L	Advance, Sense	Actual OE	PRS0003
Altima	Manifold Absolute Pressure Sensor	2.5L	Base, S, SL, SR, SV	Manifold, Actual OE	PRS0003
Altima	Engine Variable Valve Timing (VVT) Sprocket	3.5L	Exclusive, SL, SR	Intake, Actual OE	VTG0014
Altima	Engine Variable Valve Timing (VVT) Sprocket	3.5L	Exclusive, SL, SR	Exhaust, Actual OE	VTG0015
Altima	Engine Variable Valve Timing (VVT) Solenoid	3.5L	Exclusive, SL, SR		VTS0016
Frontier	Alternator	2.5L	S, SV	Actual OE	ALR0017
Frontier	Automatic Transmission Speed Sensor	2.5L, 4.0L	Desert Runner, PRO-4X, S, SL, SV	Automatic, Actual OE	CAS0004
Frontier	Engine Camshaft Position Sensor	2.5L	S, SV	Actual OE	CPS0003
Frontier	Engine Camshaft Position Sensor	4.0L	Desert Runner, PRO-4X, S, SL, SV	Left, Actual OE	CPS0005

Vehicle	Part Type	Engine Size	Trim	Note(s)	Part Number
<b>2016 Nissan (cont'd)</b>					
Frontier	Engine Camshaft Position Sensor	4.0L	Desert Runner, PRO-4X, S, SL, SV	Right, Actual OE	CPS0008
Frontier	Engine Crankshaft Position Sensor	4.0L	Desert Runner, PRO-4X, S, SL, SV	Actual OE	CPS0017
Frontier	Engine Camshaft Position Sensor Kit	4.0L	Desert Runner, PRO-4X, S, SL, SV	Left	CPS20508KIT
Frontier	Engine Camshaft Position Sensor Kit	4.0L	Desert Runner, PRO-4X, S, SL, SV	Right	CPS20508KIT
Frontier	Ignition Coil	4.0L	Desert Runner, PRO-4X, S, SL, SV	w/ Ignition Coil Protector, Actual OE	IGC0006
Frontier	Ignition Coil	2.5L	S, SV	Actual OE	IGC0011
Frontier	Mass Air Flow Sensor	2.5L	S, SV	w/ OE No. 22680-7S000, 22680-7S00A, No Housing, Actual OE	MAF0031
Frontier	Mass Air Flow Sensor	4.0L	Desert Runner, PRO-4X, S, SL, SV	w/ OE No. 22680-7S00A, No Housing, Actual OE	MAF0031
Frontier	Rack and Pinion Assembly	2.5L, 4.0L	Desert Runner, PRO-4X, S, SL, SV	Actual OE	PSG0024
Frontier	Power Steering Pump	4.0L	Desert Runner, PRO-4X, S, SL, SV	2 washers, Actual OE	PSP0003
Frontier	Power Steering Pump	2.5L	S, SV	2 washers, Actual OE	PSP0035
Frontier	Steering Tie Rod	2.5L, 4.0L	Desert Runner, PRO-4X, S, SL, SV	Left Outer, Actual OE	TRE0005
Frontier	Steering Tie Rod	2.5L, 4.0L	Desert Runner, PRO-4X, S, SL, SV	Right Outer, Actual OE	TRE0006
Frontier	Steering Tie Rod	2.5L, 4.0L	Desert Runner, PRO-4X, S, SL, SV	Inner, Actual OE	TRI0004
Frontier	Engine Variable Valve Timing (VVT) Sprocket	4.0L	Desert Runner, PRO-4X, S, SL, SV	Intake	VTG0024
Frontier	Engine Variable Valve Timing (VVT) Solenoid	4.0L	Desert Runner, PRO-4X, S, SL, SV	Right, Gasket, Actual OE	VTS0001
Frontier	Engine Variable Valve Timing (VVT) Solenoid	4.0L	Desert Runner, PRO-4X, S, SL, SV	Left, Gasket, Actual OE	VTS0002
Frontier	Engine Variable Valve Timing (VVT) Solenoid	2.5L	S, SV	Actual OE	VTS0003
GT-R	Fuel Injection Throttle Body	3.8L	Black Edition, Nismo, Premium	Right position, Gasket, Actual OE	ETB0007
GT-R	Fuel Injection Throttle Body	3.8L	Black Edition, Nismo, Premium	Left position, Gasket, Actual OE	ETB0010
GT-R	Ignition Coil	3.8L	Black Edition, Nismo, Premium	Actual OE	IGC0079



Vehicle	Part Type	Engine Size	Trim	Note(s)	Part Number
<b>2016 Nissan (cont'd)</b>					
GT-R	Mass Air Flow Sensor	3.8L	Black Edition, Nismo, Premium	w/ OE No. 22680-7S000, No Housing, Actual OE	MAF0031
GT-R	Manifold Absolute Pressure Sensor	3.8L	Black Edition, Nismo, Premium	Turbocharged, Actual OE	PRS0004
GT-R	Engine Variable Valve Timing (VVT) Sprocket	3.8L	Black Edition, Nismo, Premium	Intake	VTG0025
Juke	Engine Crankshaft Position Sensor	1.6L	Nismo, Nismo RS, S, SL, SV	Actual OE	CPS0009
Juke	Fuel Injection Throttle Body	1.6L	Nismo	Actual OE	ETB0038
Juke	Mass Air Flow Sensor	1.6L	Nismo RS	211 / 157, Actual OE	MAF0058
Juke	Mass Air Flow Sensor	1.6L	Nismo RS	215 / 160, Actual OE	MAF0058
Juke	Mass Air Flow Sensor	1.6L	Advance, Exclusive, Nismo, S, SL, SV	w/ OE No. 22680-BV80B, 188 / 140, Actual OE	MAF0133
Juke	Starter Motor	1.6L	Nismo, Nismo RS, S, SL, SV	Actual OE	STR0065
Juke	Engine Variable Valve Timing (VVT) Solenoid	1.6L	Advance, Exclusive, Nismo, Nismo RS, S, SL, SV	Exhaust	VTS0016
Maxima	Mass Air Flow Sensor	3.5L	Platinum, S, SL, SR, SV	Actual OE	MAF0123
Maxima	Engine Variable Valve Timing (VVT) Sprocket	3.5L	Advance, Exclusive, Platinum, S, SL, SR, SV	Intake, Actual OE	VTG0014
Maxima	Engine Variable Valve Timing (VVT) Sprocket	3.5L	Advance, Exclusive, Platinum, S, SL, SR, SV	Exhaust, Actual OE	VTG0015
Maxima	Engine Variable Valve Timing (VVT) Solenoid	3.5L	Advance, Exclusive, Platinum, S, SL, SR, SV		VTS0016
Micra	Ignition Coil	1.6L	S, SR, SV	Actual OE	IGC0092
Micra	Mass Air Flow Sensor	1.6L	S, SR, SV	w/ OE No. 22680-7S00A, No Housing, Actual OE	MAF0031
Micra	Starter Motor	1.6L	S, SR, SV	Actual OE	STR0066
Micra	Engine Variable Valve Timing (VVT) Sprocket	1.6L	S, SR, SV	Intake, Actual OE	VTG0005
Micra	Engine Variable Valve Timing (VVT) Solenoid	1.6L	S, SR, SV	Intake	VTS0012
Murano	Fuel Injector	2.5L	Platinum Hybrid, SL Hybrid	Actual OE	FIJ0048

Vehicle	Part Type	Engine Size	Trim	Note(s)	Part Number
<b>2016 Nissan (cont'd)</b>					
Murano	Ignition Coil	2.5L	Platinum Hybrid, SL Hybrid	ELECTRIC/GAS, Boot and Springs, Actual OE	IGC0002
Murano	Mass Air Flow Sensor	2.5L	Platinum Hybrid, SL Hybrid	Actual OE	MAF0102
Murano	Mass Air Flow Sensor	3.5L	Platinum, S, SL, SV	Actual OE	MAF0123
Murano	Engine Variable Valve Timing (VVT) Sprocket	3.5L	Platinum, S, SL, SV	Intake, Actual OE	VTG0014
Murano	Engine Variable Valve Timing (VVT) Sprocket	3.5L	Platinum, S, SL, SV	Exhaust, Actual OE	VTG0015
Murano	Engine Variable Valve Timing (VVT) Solenoid	3.5L	Platinum, S, SL, SV		VTS0016
NV200	Fuel Injector	2.0L	S, SV, Taxi	Actual OE	FIJ0026
NV200	Mass Air Flow Sensor	2.0L	S, SV, Taxi	w/ OE No. 22680-7S00A, No Housing, Actual OE	MAF0031
NV200	Starter Motor	2.0L	S, SV, Taxi	Actual OE	STR0065
NV1500	Automatic Transmission Speed Sensor	4.0L	S, SV	Actual OE	CAS0004
NV1500	Engine Camshaft Position Sensor	4.0L	S, SV	Left, Actual OE	CPS0005
NV1500	Engine Camshaft Position Sensor	4.0L	S, SV	Right, Actual OE	CPS0008
NV1500	Engine Crankshaft Position Sensor	4.0L	S, SV	Actual OE	CPS0017
NV1500	Engine Camshaft Position Sensor Kit	4.0L	S, SV	Left	CPS20508KIT
NV1500	Engine Camshaft Position Sensor Kit	4.0L	S, SV	Right	CPS20508KIT
NV1500	Ignition Coil	4.0L	S, SV	w/ Ignition Coil Protector, Actual OE	IGC0006
NV1500	Mass Air Flow Sensor	4.0L	S, SV	w/ OE No. 22680-7S00A, No Housing, Actual OE	MAF0031
NV1500	Power Steering Pump	4.0L	S, SV	2 washers, Actual OE	PSP0040
NV1500	Engine Variable Valve Timing (VVT) Sprocket	4.0L	S, SV	Intake	VTG0024
NV1500	Engine Variable Valve Timing (VVT) Solenoid	4.0L	S, SV	Right, Gasket, Actual OE	VTS0001

Vehicle	Part Type	Engine Size	Trim	Note(s)	Part Number
<b>2016 Nissan (cont'd)</b>					
NV1500	Engine Variable Valve Timing (VVT) Solenoid	4.0L	S, SV	Left, Gasket, Actual OE	VTS0002
NV2500	Automatic Transmission Speed Sensor	4.0L, 5.6L	S, SL, SV	Actual OE	CAS0004
NV2500	Engine Crankshaft Position Sensor	5.6L	S, SL, SV	Actual OE	CPS0005
NV2500	Engine Camshaft Position Sensor	4.0L	S, SL, SV	Left, Actual OE	CPS0005
NV2500	Engine Camshaft Position Sensor	5.6L	S, SL, SV	Actual OE	CPS0007
NV2500	Engine Camshaft Position Sensor	4.0L	S, SL, SV	Right, Actual OE	CPS0008
NV2500	Engine Crankshaft Position Sensor	4.0L	S, SL, SV	Actual OE	CPS0017
NV2500	Engine Camshaft Position Sensor Kit	4.0L	S, SL, SV	Left	CPS20508KIT
NV2500	Engine Camshaft Position Sensor Kit	4.0L	S, SL, SV	Right	CPS20508KIT
NV2500	Ignition Coil	5.6L	S, SL, SV	Actual OE	IGC0001
NV2500	Ignition Coil	4.0L	S, SL, SV	w/ Ignition Coil Protector, Actual OE	IGC0006
NV2500	Mass Air Flow Sensor	4.0L, 5.6L	S, SL, SV	w/ OE No. 22680-7S00A, No Housing, Actual OE	MAF0031
NV2500	Power Steering Pump	5.6L	S, SL, SV	2 washers, Actual OE	PSP0039
NV2500	Power Steering Pump	4.0L	S, SL, SV	2 washers, Actual OE	PSP0040
NV2500	Engine Variable Valve Timing (VVT) Sprocket	5.6L	S, SL, SV	Intake (Left), Actual OE	VTG0008
NV2500	Engine Variable Valve Timing (VVT) Sprocket	5.6L	S, SL, SV	Intake (Right), Actual OE	VTG0010
NV2500	Engine Variable Valve Timing (VVT) Sprocket	4.0L	S, SL, SV	Intake	VTG0024
NV2500	Engine Variable Valve Timing (VVT) Solenoid	4.0L	S, SL, SV	Left, Gasket, Actual OE	VTS0001
NV2500	Engine Variable Valve Timing (VVT) Solenoid	4.0L	S, SL, SV	Right, Gasket, Actual OE	VTS0002
NV2500	Engine Water Pump	5.6L	S, SL, SV	Gasket, Actual OE	WUP0006

Vehicle	Part Type	Engine Size	Trim	Note(s)	Part Number
<b>2016 Nissan (cont'd)</b>					
NV3500	Automatic Transmission Speed Sensor	4.0L, 5.6L	S, SL, SV	Actual OE	CAS0004
NV3500	Engine Crankshaft Position Sensor	5.6L	S, SL, SV	Actual OE	CPS0005
NV3500	Engine Camshaft Position Sensor	4.0L	S, SV	Left, Actual OE	CPS0005
NV3500	Engine Camshaft Position Sensor	5.6L	S, SL, SV	Actual OE	CPS0007
NV3500	Engine Camshaft Position Sensor	4.0L	S, SV	Right, Actual OE	CPS0008
NV3500	Engine Crankshaft Position Sensor	4.0L	S, SV	Actual OE	CPS0017
NV3500	Engine Camshaft Position Sensor Kit	4.0L	S, SV	Left	CPS20508KIT
NV3500	Engine Camshaft Position Sensor Kit	4.0L	S, SV	Right	CPS20508KIT
NV3500	Ignition Coil	5.6L	S, SL, SV	Actual OE	IGC0001
NV3500	Ignition Coil	4.0L	S, SV	w/ Ignition Coil Protector, Actual OE	IGC0006
NV3500	Mass Air Flow Sensor	4.0L, 5.6L	S, SL, SV	w/ OE No. 22680-7S00A, No Housing, Actual OE	MAF0031
NV3500	Power Steering Pump	5.6L	S, SL, SV	2 washers, Actual OE	PSP0039
NV3500	Power Steering Pump	4.0L	S, SV	2 washers, Actual OE	PSP0040
NV3500	Engine Variable Valve Timing (VVT) Sprocket	5.6L	S, SL, SV	Intake (Left), Actual OE	VTG0008
NV3500	Engine Variable Valve Timing (VVT) Sprocket	5.6L	S, SL, SV	Intake (Right), Actual OE	VTG0010
NV3500	Engine Variable Valve Timing (VVT) Sprocket	4.0L	S, SV	Intake	VTG0024
NV3500	Engine Variable Valve Timing (VVT) Solenoid	4.0L	S, SV	Right, Gasket, Actual OE	VTS0001
NV3500	Engine Variable Valve Timing (VVT) Solenoid	4.0L	S, SV	Left, Gasket, Actual OE	VTS0002
NV3500	Engine Water Pump	5.6L	S, SL, SV	Gasket, Actual OE	WUP0006
Pathfinder	Mass Air Flow Sensor	3.5L	Advance, Exclusive, Platinum, S, SL, SV, Sense	Actual OE	MAF0123
Pathfinder	Engine Variable Valve Timing (VVT) Sprocket	3.5L	Advance, Exclusive, Platinum, S, SL, SV, Sense	Intake, Actual OE	VTG0014

Vehicle	Part Type	Engine Size	Trim	Note(s)	Part Number
<b>2016 Nissan (cont'd)</b>					
Pathfinder	Engine Variable Valve Timing (VVT) Sprocket	3.5L	Advance, Exclusive, Platinum, S, SL, SV, Sense	Exhaust, Actual OE	VTG0015
Pathfinder	Engine Variable Valve Timing (VVT) Solenoid	3.5L	Advance, Exclusive, Platinum, S, SL, SV, Sense		VTS0016
Quest	Ignition Coil	3.5L	Platinum, S, SL, SV	Actual OE	IGC0003
Quest	Mass Air Flow Sensor	3.5L	Platinum, S, SL, SV	Actual OE	MAF0123
Quest	Engine Variable Valve Timing (VVT) Sprocket	3.5L	Platinum, S, SL, SV	Intake, Actual OE	VTG0014
Quest	Engine Variable Valve Timing (VVT) Sprocket	3.5L	Platinum, S, SL, SV	Exhaust	VTG0023
Quest	Engine Variable Valve Timing (VVT) Solenoid	3.5L	Platinum, S, SL, SV		VTS0016
Rogue	Fuel Injector	2.5L	S, SL, SV	Actual OE	FIJ0052
Rogue	Ignition Coil	2.5L	S, SL, SV	Japan Built; Korean Built, Boot and Springs, Actual OE	IGC0002
Rogue	Mass Air Flow Sensor	2.5L	S, SL, SV	Actual OE	MAF0123
Sentra	Engine Crankshaft Position Sensor	1.8L	Advance, Exclusive, FE+S, S, SL, SR, SV, Sense	Actual OE	CPS0009
Sentra	Ignition Coil	1.8L	Advance, Exclusive, FE+S, S, SL, SR, SV, Sense	GAS, Boot and Springs, Actual OE	IGC0002
Sentra	Mass Air Flow Sensor	1.8L	Advance, Exclusive, FE+S, S, SL, SR, SV, Sense	w/ OE No. 22680-5RB0A,22680-BV80B, Actual OE	MAF0133
Sentra	Starter Motor	1.8L	Advance, Exclusive, FE+S, S, SL, SR, SV, Sense	Actual OE	STR0065
Sentra	Engine Variable Valve Timing (VVT) Sprocket	1.8L	Advance, Exclusive, FE+S, S, SL, SR, SV, Sense	Intake, Actual OE	VTG0012
Sentra	Engine Variable Valve Timing (VVT) Sprocket	1.8L	Advance, Exclusive, FE+S, S, SL, SR, SV, Sense	Exhaust, Actual OE	VTG0013
Sentra	Engine Variable Valve Timing (VVT) Solenoid	1.8L	Advance, Exclusive, FE+S, S, SL, SR, SV, Sense	To 12/2015	VTS0016
Titan XD	Automatic Transmission Speed Sensor	5.0L, 5.6L	PRO-4X, Platinum Reserve, S, SL, SV	Actual OE	CAS0004
Titan XD	Direct Injection High Pressure Fuel Pump	5.6L	PRO-4X, Platinum Reserve, S, SL, SV	From 02/2016, Actual OE, EXTERNAL HIGH-PRESSURE PUMP	HPP0026

Vehicle	Part Type	Engine Size	Trim	Note(s)	Part Number
<b>2016 Nissan (cont'd)</b>					
Titan XD	Ignition Coil	5.6L	PRO-4X, Platinum Reserve, S, SL, SV	Rear, Actual OE	IGC0093
Titan XD	Mass Air Flow Sensor	5.6L	PRO-4X, Platinum Reserve, S, SL, SV	w/ OE No. 22680-7S00A, No Housing, Actual OE	MAF0031
Titan XD	Engine Variable Valve Timing (VVT) Sprocket	5.6L	PRO-4X, Platinum Reserve, S, SL, SV	Intake (Right), Actual OE	VTG0016
Titan XD	Engine Variable Valve Timing (VVT) Sprocket	5.6L	PRO-4X, Platinum Reserve, S, SL, SV	Exhaust (Right), Actual OE	VTG0017
Titan XD	Engine Variable Valve Timing (VVT) Sprocket	5.6L	PRO-4X, Platinum Reserve, S, SL, SV	Intake (Left), Actual OE	VTG0018
Titan XD	Engine Variable Valve Timing (VVT) Sprocket	5.6L	PRO-4X, Platinum Reserve, S, SL, SV	Exhaust (Left), Actual OE	VTG0019
Titan XD	Engine Variable Valve Timing (VVT) Solenoid	5.0L, 5.6L	PRO-4X, Platinum Reserve, S, SL, SV		VTS0016
Titan XD	Engine Water Pump	5.6L	PRO-4X, Platinum Reserve, S, SL, SV	From 02/2016, Gasket, Actual OE	WUP0006
Versa	Ignition Coil	1.6L	1.6 S, 1.6 S Plus, 1.6 SL, 1.6 SV	Actual OE	IGC0092
Versa	Mass Air Flow Sensor	1.6L	1.6 S, 1.6 S Plus, 1.6 SL, 1.6 SV, Advance, Exclusive, Sense	w/ OE No. 22680-7S00A, No Housing, Actual OE	MAF0031
Versa	Starter Motor	1.6L	1.6 S, 1.6 S Plus, 1.6 SL, 1.6 SV	Actual OE	STR0066
Versa	Engine Variable Valve Timing (VVT) Sprocket	1.6L	1.6 S, 1.6 S Plus, 1.6 SL, 1.6 SV	Intake, Sedan, Actual OE	VTG0005
Versa	Engine Variable Valve Timing (VVT) Solenoid	1.6L	1.6 S, 1.6 S Plus, 1.6 SL, 1.6 SV	Intake	VTS0012
Versa Note	Mass Air Flow Sensor	1.6L	S, S Plus, SL, SR, SV	w/ OE No. 22680-7S00A, No Housing, Actual OE	MAF0031
Versa Note	Starter Motor	1.6L	S, S Plus, SL, SR, SV	Actual OE	STR0066
Versa Note	Engine Variable Valve Timing (VVT) Sprocket	1.6L	S, S Plus, SL, SR, SV	Intake, Actual OE	VTG0005
Versa Note	Engine Variable Valve Timing (VVT) Solenoid	1.6L	S, S Plus, SL, SR, SV	Intake	VTS0012

Vehicle	Part Type	Engine Size	Trim	Note(s)	Part Number
<b>2017 Nissan</b>					
370Z	Automatic Transmission Speed Sensor	3.7L	Base, Nismo, Nismo Tech, Sport, Sport Tech, Touring, Touring Sport	Automatic, Actual OE	CAS0004
370Z	Fuel Injection Throttle Body	3.7L	Base, Nismo, Nismo Tech, Sport, Sport Tech, Touring, Touring Sport	Left position, Actual OE	ETB0005
370Z	Fuel Injection Throttle Body	3.7L	Base, Nismo, Nismo Tech, Sport, Sport Tech, Touring, Touring Sport	Right position, Actual OE	ETB0008
370Z	Ignition Coil	3.7L	Base, Nismo, Nismo Tech, Sport, Sport Tech, Touring, Touring Sport	Actual OE	IGC0078
370Z	Mass Air Flow Sensor	3.7L	Base, Nismo, Nismo Tech, Sport, Sport Tech, Touring, Touring Sport	w/ OE No. 22680-7S000, No Housing, Actual OE	MAF0031
370Z	Manifold Absolute Pressure Sensor	3.7L	Base, Nismo, Nismo Tech, Sport, Sport Tech, Touring, Touring Sport	Manifold, Actual OE	PRS0002
370Z	Manifold Absolute Pressure Sensor	3.7L	Base, Nismo, Nismo Tech, Sport, Sport Tech, Touring, Touring Sport	Brake Master, Actual OE	PRS0003
370Z	Power Steering Pump	3.7L	Base, Nismo, Nismo Tech, Sport, Sport Tech, Touring, Touring Sport	2 washers, Actual OE	PSP0033
370Z	Starter Motor	3.7L	Base, Nismo, Nismo Tech, Sport, Sport Tech, Touring, Touring Sport	Actual OE	STR0063
370Z	Engine Variable Valve Timing (VVT) Sprocket	3.7L	Base, Nismo, Nismo Tech, Sport, Sport Tech, Touring, Touring Sport	Intake (Right), Actual OE	VTG0006
370Z	Engine Variable Valve Timing (VVT) Sprocket	3.7L	Base, Nismo, Nismo Tech, Sport, Sport Tech, Touring, Touring Sport	Intake (Left), Actual OE	VTG0011
Altima	Fuel Injector	2.5L	Advance, Base, S, SL, SR, SV, Sense	Actual OE	FIJ0052
Altima	Ignition Coil	2.5L	Advance, Base, S, SL, SR, SV, Sense	GAS, Boot and Springs, Actual OE	IGC0002
Altima	Mass Air Flow Sensor	3.5L	Exclusive, SL, SR	Actual OE	MAF0123
Altima	Mass Air Flow Sensor	2.5L	Advance, Base, S, SL, SR, SV, Sense	w/ OE No. 22680-BV80B, Actual OE	MAF0133
Altima	Engine Variable Valve Timing (VVT) Sprocket	3.5L	Exclusive, SL, SR	Intake, Actual OE	VTG0014
Altima	Engine Variable Valve Timing (VVT) Sprocket	3.5L	Exclusive, SL, SR	Exhaust, Actual OE	VTG0015
Altima	Engine Variable Valve Timing (VVT) Solenoid	3.5L	Exclusive, SL, SR		VTS0016

Vehicle	Part Type	Engine Size	Trim	Note(s)	Part Number
<b>2017 Nissan (cont'd)</b>					
Armada	Automatic Transmission Speed Sensor	5.6L	Exclusive, Platinum, SL, SV	Actual OE	CAS0004
Armada	Direct Injection High Pressure Fuel Pump	5.6L	Exclusive, Platinum, SL, SV	Actual OE, EXTERNAL HIGH-PRESSURE PUMP	HPP0026
Armada	Ignition Coil	5.6L	Exclusive, Platinum, SL, SV	Actual OE	IGC0001
Armada	Ignition Coil	5.6L	Exclusive, Platinum, SL, SV	w/ Ignition Coil Protector, Actual OE	IGC0082
Armada	Ignition Coil	5.6L	Exclusive, Platinum, SL, SV	w/o Ignition Coil Protector, Actual OE	IGC0083
Armada	Mass Air Flow Sensor	5.6L	Exclusive, Platinum, SL, SV	w/ OE No. 22680-7S000, No Housing, Actual OE	MAF0031
Armada	Power Steering Pump	5.6L	Platinum	2 washers, Actual OE	PSP0032
Armada	Power Steering Pump	5.6L	SL, SV	2 washers, Actual OE	PSP0042
Armada	Engine Variable Valve Timing (VVT) Sprocket	5.6L	Exclusive, Platinum, SL, SV	From 06/2016, Intake (Right), Actual OE	VTG0016
Armada	Engine Variable Valve Timing (VVT) Sprocket	5.6L	Exclusive, Platinum, SL, SV	From 06/2016, Exhaust (Right), Actual OE	VTG0017
Armada	Engine Variable Valve Timing (VVT) Sprocket	5.6L	Exclusive, Platinum, SL, SV	From 06/2016, Intake (Left), Actual OE	VTG0018
Armada	Engine Variable Valve Timing (VVT) Sprocket	5.6L	Exclusive, Platinum, SL, SV	From 06/2016, Exhaust (Left), Actual OE	VTG0019
Armada	Engine Variable Valve Timing (VVT) Solenoid	5.6L	Exclusive, Platinum, SL, SV		VTS0016
Armada	Engine Water Pump	5.6L	Exclusive, Platinum, SL, SV	Gasket, Actual OE	WUP0006
Frontier	Alternator	2.5L	S, SV	Actual OE	ALR0017
Frontier	Automatic Transmission Speed Sensor	2.5L, 4.0L	Desert Runner, PRO-4X, S, SL, SV	Automatic, Actual OE	CAS0004
Frontier	Engine Camshaft Position Sensor	2.5L	S, SV	Actual OE	CPS0003
Frontier	Engine Camshaft Position Sensor	4.0L	Desert Runner, PRO-4X, S, SL, SV	Left, Actual OE	CPS0005
Frontier	Engine Camshaft Position Sensor	4.0L	Desert Runner, PRO-4X, S, SL, SV	Right, Actual OE	CPS0008



Vehicle	Part Type	Engine Size	Trim	Note(s)	Part Number
<b>2017 Nissan (cont'd)</b>					
Frontier	Engine Crankshaft Position Sensor	4.0L	Desert Runner, PRO-4X, S, SL, SV	Actual OE	CPS0017
Frontier	Engine Camshaft Position Sensor Kit	4.0L	Desert Runner, PRO-4X, S, SL, SV	Left	CPS20508KIT
Frontier	Engine Camshaft Position Sensor Kit	4.0L	Desert Runner, PRO-4X, S, SL, SV	Right	CPS20508KIT
Frontier	Ignition Coil	4.0L	Desert Runner, PRO-4X, S, SL, SV	w/ Ignition Coil Protector, Actual OE	IGC0006
Frontier	Ignition Coil	2.5L	S, SV	Actual OE	IGC0011
Frontier	Mass Air Flow Sensor	2.5L	S, SV	w/ OE No. 22680-7S000, No Housing, Actual OE	MAF0031
Frontier	Mass Air Flow Sensor	4.0L	Desert Runner, PRO-4X, S, SL, SV	w/ OE No. 22680-7S00A, No Housing, Actual OE	MAF0031
Frontier	Rack and Pinion Assembly	2.5L, 4.0L	Desert Runner, PRO-4X, S, SL, SV	Actual OE	PSG0024
Frontier	Power Steering Pump	4.0L	Desert Runner, PRO-4X, S, SL, SV	2 washers, Actual OE	PSP0003
Frontier	Power Steering Pump	2.5L	S, SV	2 washers, Actual OE	PSP0035
Frontier	Steering Tie Rod	2.5L, 4.0L	Desert Runner, PRO-4X, S, SL, SV	Left Outer, Actual OE	TRE0005
Frontier	Steering Tie Rod	2.5L, 4.0L	Desert Runner, PRO-4X, S, SL, SV	Right Outer, Actual OE	TRE0006
Frontier	Steering Tie Rod	2.5L, 4.0L	Desert Runner, PRO-4X, S, SL, SV	Inner, Actual OE	TRI0004
Frontier	Engine Variable Valve Timing (VVT) Sprocket	4.0L	Desert Runner, PRO-4X, S, SL, SV	From 08/2011, Intake	VTG0024
Frontier	Engine Variable Valve Timing (VVT) Solenoid	4.0L	Desert Runner, PRO-4X, S, SL, SV	Right, Gasket, Actual OE	VTS0001
Frontier	Engine Variable Valve Timing (VVT) Solenoid	4.0L	Desert Runner, PRO-4X, S, SL, SV	Left, Gasket, Actual OE	VTS0002
Frontier	Engine Variable Valve Timing (VVT) Solenoid	2.5L	S, SV	Actual OE	VTS0003
GT-R	Fuel Injection Throttle Body	3.8L	Nismo, Premium, Track Edition	Right position, Gasket, Actual OE	ETB0007
GT-R	Fuel Injection Throttle Body	3.8L	Nismo, Premium, Track Edition	Left position, Gasket, Actual OE	ETB0010
GT-R	Ignition Coil	3.8L	Nismo, Premium, Track Edition	Actual OE	IGC0079

Vehicle	Part Type	Engine Size	Trim	Note(s)	Part Number
<b>2017 Nissan (cont'd)</b>					
GT-R	Mass Air Flow Sensor	3.8L	Nismo, Premium, Track Edition	w/ OE No. 22680-7S000, No Housing, Actual OE	MAF0031
GT-R	Manifold Absolute Pressure Sensor	3.8L	Track Edition	Actual OE	PRS0004
GT-R	Manifold Absolute Pressure Sensor	3.8L	Nismo, Premium	Turbocharged, Actual OE	PRS0004
GT-R	Engine Variable Valve Timing (VVT) Sprocket	3.8L	Nismo, Premium, Track Edition	Intake	VTG0025
Juke	Engine Crankshaft Position Sensor	1.6L	Advance, Exclusive, Nismo, Nismo RS, S, SL, SV	Actual OE	CPS0009
Juke	Fuel Injection Throttle Body	1.6L	Nismo	Actual OE	ETB0038
Juke	Mass Air Flow Sensor	1.6L	Nismo RS	211 / 157, Actual OE	MAF0058
Juke	Mass Air Flow Sensor	1.6L	Nismo RS	215 / 160, Actual OE	MAF0058
Juke	Mass Air Flow Sensor	1.6L	Advance, Exclusive, Nismo, S, SL, SV	w/ OE No. 22680-BV80B, 188 / 140, Actual OE	MAF0133
Juke	Starter Motor	1.6L	Advance, Exclusive, Nismo, Nismo RS, S, SL, SV	Actual OE	STR0065
Juke	Engine Variable Valve Timing (VVT) Solenoid	1.6L	Advance, Exclusive, Nismo, Nismo RS, S, SL, SV	Exhaust	VTS0016
Maxima	Mass Air Flow Sensor	3.5L	Advance, Exclusive, Platinum, S, SL, SR, SV	Actual OE	MAF0123
Maxima	Engine Variable Valve Timing (VVT) Sprocket	3.5L	Advance, Exclusive, Platinum, S, SL, SR, SV	Intake, Actual OE	VTG0014
Maxima	Engine Variable Valve Timing (VVT) Sprocket	3.5L	Advance, Exclusive, Platinum, S, SL, SR, SV	Exhaust, Actual OE	VTG0015
Maxima	Engine Variable Valve Timing (VVT) Solenoid	3.5L	Advance, Exclusive, Platinum, S, SL, SR, SV		VTS0016
Micra	Ignition Coil	1.6L	S, SR, SV	Actual OE	IGC0092
Micra	Mass Air Flow Sensor	1.6L	S, SR, SV	w/ OE No. 22680-7S00A, No Housing, Actual OE	MAF0031
Micra	Starter Motor	1.6L	S, SR, SV	Actual OE	STR0066
Micra	Engine Variable Valve Timing (VVT) Sprocket	1.6L	S, SR, SV	Intake, Actual OE	VTG0005

Vehicle	Part Type	Engine Size	Trim	Note(s)	Part Number
<b>2017 Nissan (cont'd)</b>					
Micra	Engine Variable Valve Timing (VVT) Solenoid	1.6L	S, SR, SV	Intake	VTS0012
Murano	Mass Air Flow Sensor	3.5L	Platinum, S, SL, SV	Actual OE	MAF0123
Murano	Engine Variable Valve Timing (VVT) Sprocket	3.5L	Platinum, S, SL, SV	Intake, Actual OE	VTG0014
Murano	Engine Variable Valve Timing (VVT) Sprocket	3.5L	Platinum, S, SL, SV	Exhaust, Actual OE	VTG0015
Murano	Engine Variable Valve Timing (VVT) Solenoid	3.5L	Platinum, S, SL, SV		VTS0016
NV200	Fuel Injector	2.0L	S, SV, Taxi	Actual OE	FIJ0026
NV200	Fuel Injector	2.0L	S, SV, Taxi	From 12/2016, Actual OE	FIJ0052
NV200	Mass Air Flow Sensor	2.0L	S, SV, Taxi	w/ OE No. 22680-7S00A, No Housing, Actual OE	MAF0031
NV200	Starter Motor	2.0L	S, SV, Taxi	Actual OE	STR0065
NV1500	Automatic Transmission Speed Sensor	4.0L	S, SV	Actual OE	CAS0004
NV1500	Engine Camshaft Position Sensor	4.0L	S, SV	Left, Actual OE	CPS0005
NV1500	Engine Camshaft Position Sensor	4.0L	S, SV	Right, Actual OE	CPS0008
NV1500	Engine Crankshaft Position Sensor	4.0L	S, SV	Actual OE	CPS0017
NV1500	Engine Camshaft Position Sensor Kit	4.0L	S, SV	Left	CPS20508KIT
NV1500	Engine Camshaft Position Sensor Kit	4.0L	S, SV	Right	CPS20508KIT
NV1500	Ignition Coil	4.0L	S, SV	w/ Ignition Coil Protector, Actual OE	IGC0006
NV1500	Mass Air Flow Sensor	4.0L	S, SV	w/ OE No. 22680-7S00A, No Housing, Actual OE	MAF0031
NV1500	Power Steering Pump	4.0L	S, SV	2 washers, Actual OE	PSP0040
NV1500	Engine Variable Valve Timing (VVT) Sprocket	4.0L	S, SV	Intake	VTG0024
NV1500	Engine Variable Valve Timing (VVT) Solenoid	4.0L	S, SV	Right, Gasket, Actual OE	VTS0001

Vehicle	Part Type	Engine Size	Trim	Note(s)	Part Number
<b>2017 Nissan (cont'd)</b>					
NV1500	Engine Variable Valve Timing (VVT) Solenoid	4.0L	S, SV	Left, Gasket, Actual OE	VTS0002
NV2500	Automatic Transmission Speed Sensor	4.0L, 5.6L	S, SL, SV	Actual OE	CAS0004
NV2500	Engine Crankshaft Position Sensor	5.6L	S, SL, SV	Actual OE	CPS0005
NV2500	Engine Camshaft Position Sensor	4.0L	S, SV	Left, Actual OE	CPS0005
NV2500	Engine Camshaft Position Sensor	5.6L	S, SL, SV	Actual OE	CPS0007
NV2500	Engine Camshaft Position Sensor	4.0L	S, SV	Right, Actual OE	CPS0008
NV2500	Engine Crankshaft Position Sensor	4.0L	S, SV	Actual OE	CPS0017
NV2500	Engine Camshaft Position Sensor Kit	4.0L	S, SV	Left	CPS20508KIT
NV2500	Engine Camshaft Position Sensor Kit	4.0L	S, SV	Right	CPS20508KIT
NV2500	Direct Injection High Pressure Fuel Pump	5.6L	S, SL, SV	From 01/2017, Actual OE, EXTERNAL HIGH-PRESSURE PUMP	HPP0026
NV2500	Ignition Coil	5.6L	S, SL, SV	Actual OE	IGC0001
NV2500	Ignition Coil	4.0L	S, SV	w/ Ignition Coil Protector, Actual OE	IGC0006
NV2500	Mass Air Flow Sensor	4.0L, 5.6L	S, SL, SV	w/ OE No. 22680-7S00A, No Housing, Actual OE	MAF0031
NV2500	Power Steering Pump	4.0L	S, SV	2 washers, Actual OE	PSP0040
NV2500	Engine Variable Valve Timing (VVT) Sprocket	5.6L	S, SL, SV	Intake (Left), Actual OE	VTG0008
NV2500	Engine Variable Valve Timing (VVT) Sprocket	5.6L	S, SL, SV	Intake (Right), Actual OE	VTG0010
NV2500	Engine Variable Valve Timing (VVT) Sprocket	4.0L	S, SV	Intake	VTG0024
NV2500	Engine Variable Valve Timing (VVT) Solenoid	4.0L	S, SV	Left, Gasket, Actual OE	VTS0001
NV2500	Engine Variable Valve Timing (VVT) Solenoid	4.0L	S, SV	Right, Gasket, Actual OE	VTS0002

Vehicle	Part Type	Engine Size	Trim	Note(s)	Part Number
<b>2017 Nissan (cont'd)</b>					
NV2500	Engine Water Pump	5.6L	S, SL, SV	Gasket, Actual OE	WUP0006
NV3500	Automatic Transmission Speed Sensor	4.0L, 5.6L	S, SL, SV	Actual OE	CAS0004
NV3500	Engine Crankshaft Position Sensor	5.6L	S, SL, SV	Actual OE	CPS0005
NV3500	Engine Camshaft Position Sensor	4.0L	S, SV	Left, Actual OE	CPS0005
NV3500	Engine Camshaft Position Sensor	5.6L	S, SL, SV	Actual OE	CPS0007
NV3500	Engine Camshaft Position Sensor	4.0L	S, SV	Right, Actual OE	CPS0008
NV3500	Engine Crankshaft Position Sensor	4.0L	S, SV	Actual OE	CPS0017
NV3500	Engine Camshaft Position Sensor Kit	4.0L	S, SV	Left	CPS20508KIT
NV3500	Engine Camshaft Position Sensor Kit	4.0L	S, SV	Right	CPS20508KIT
NV3500	Ignition Coil	5.6L	S, SL, SV	Actual OE	IGC0001
NV3500	Ignition Coil	4.0L	S, SV	w/ Ignition Coil Protector, Actual OE	IGC0006
NV3500	Mass Air Flow Sensor	4.0L, 5.6L	S, SL, SV	w/ OE No. 22680-7S00A, No Housing, Actual OE	MAF0031
NV3500	Power Steering Pump	4.0L	S, SV	2 washers, Actual OE	PSP0040
NV3500	Engine Variable Valve Timing (VVT) Sprocket	5.6L	S, SL, SV	Intake (Left), Actual OE	VTG0008
NV3500	Engine Variable Valve Timing (VVT) Sprocket	5.6L	S, SL, SV	Intake (Right), Actual OE	VTG0010
NV3500	Engine Variable Valve Timing (VVT) Sprocket	4.0L	S, SV	Intake	VTG0024
NV3500	Engine Variable Valve Timing (VVT) Solenoid	4.0L	S, SV	Right, Gasket, Actual OE	VTS0001
NV3500	Engine Variable Valve Timing (VVT) Solenoid	4.0L	S, SV	Left, Gasket, Actual OE	VTS0002
NV3500	Engine Water Pump	5.6L	S, SL, SV	Gasket, Actual OE	WUP0006
Pathfinder	Fuel Injection Throttle Body	3.5L	Advance, Exclusive, Platinum, S, SL, SV, Sense	Actual OE	ETB0039
Pathfinder	Mass Air Flow Sensor	3.5L	Advance, Exclusive, Platinum, S, SL, SV, Sense	w/ OE No. 22680-BV80B, Actual OE	MAF0133

Vehicle	Part Type	Engine Size	Trim	Note(s)	Part Number
<b>2017 Nissan (cont'd)</b>					
Pathfinder	Engine Variable Valve Timing (VVT) Sprocket	3.5L	Advance, Exclusive, Platinum, S, SL, SV, Sense	Exhaust, Actual OE	VTG0015
Qashqai	Mass Air Flow Sensor	2.0L	S, SL, SV	From 03/2017, w/ OE No. 22680-BV80B, Actual OE	MAF0133
Quest	Ignition Coil	3.5L	Platinum, S, SL, SV	Actual OE	IGC0003
Quest	Mass Air Flow Sensor	3.5L	Platinum, S, SL, SV	Actual OE	MAF0123
Quest	Engine Variable Valve Timing (VVT) Sprocket	3.5L	Platinum, S, SL, SV	Intake, Actual OE	VTG0014
Quest	Engine Variable Valve Timing (VVT) Sprocket	3.5L	Platinum, S, SL, SV	Exhaust	VTG0023
Quest	Engine Variable Valve Timing (VVT) Solenoid	3.5L	Platinum, S, SL, SV		VTS0016
Rogue	Fuel Injector	2.5L	S, SL, SV	To 09/2017, Actual OE	FIJ0052
Rogue	Ignition Coil	2.5L	S, SL, SV	Japan Built; Korean Built, Boot and Springs, Actual OE	IGC0002
Rogue	Mass Air Flow Sensor	2.5L	S, SL, SV	Actual OE	MAF0123
Rogue	Mass Air Flow Sensor	2.0L	SL Hybrid, SV Hybrid	w/ OE No. 22680-BV80B, Actual OE	MAF0133
Rogue	Engine Variable Valve Timing (VVT) Solenoid	2.0L	SL Hybrid, SV Hybrid	From 10/2016, Exhaust, USA, ELECTRIC/GAS, MR20DD, T32	VTS0016
Rogue Sport	Mass Air Flow Sensor	2.0L	S, SL, SV	From 03/2017, w/ OE No. 22680-BV80B, Actual OE	MAF0133
Sentra	Engine Crankshaft Position Sensor	1.8L	Advance, Exclusive, S, SL, SR, SV, Sense	Actual OE	CPS0009
Sentra	Ignition Coil	1.8L	Advance, Exclusive, S, SL, SR, SV, Sense	GAS, Boot and Springs, Actual OE	IGC0002
Sentra	Mass Air Flow Sensor	1.6L	Nismo, SR Turbo	From 09/2016, w/ OE No. 22680-5RBOA, 22680-BV80B, Actual OE	MAF0133
Sentra	Mass Air Flow Sensor	1.8L	Advance, Exclusive, S, SL, SR, SV, Sense	w/ OE No. 22680-BV80B, Actual OE	MAF0133
Sentra	Starter Motor	1.6L, 1.8L	Advance, Exclusive, Nismo, S, SL, SR, SR Turbo, SV, Sense	Actual OE	STR0065
Sentra	Engine Variable Valve Timing (VVT) Sprocket	1.8L	Advance, Exclusive, S, SL, SR, SV, Sense	Intake, Actual OE	VTG0012

Vehicle	Part Type	Engine Size	Trim	Note(s)	Part Number
<b>2017 Nissan (cont'd)</b>					
Sentra	Engine Variable Valve Timing (VVT) Sprocket	1.8L	Advance, Exclusive, S, SL, SR, SV, Sense	Exhaust, Actual OE	VTG0013
Sentra	Engine Variable Valve Timing (VVT) Solenoid	1.6L	Nismo, SR Turbo	From 09/2016, Exhaust, CAN, MR16DDT, B17	VTS0016
Sentra	Engine Variable Valve Timing (VVT) Solenoid	1.6L	Nismo, SR Turbo	From 09/2016, Exhaust, USA, MR16DDT, B17	VTS0016
Titan	Automatic Transmission Speed Sensor	5.6L	PRO-4X, Platinum Reserve, S, SL, SV	Actual OE	CAS0004
Titan	Direct Injection High Pressure Fuel Pump	5.6L	PRO-4X, Platinum Reserve, S, SL, SV	Actual OE, EXTERNAL HIGH-PRESSURE PUMP	HPP0026
Titan	Ignition Coil	5.6L	PRO-4X, Platinum Reserve, S, SL, SV	Actual OE	IGC0093
Titan	Mass Air Flow Sensor	5.6L	PRO-4X, Platinum Reserve, S, SL, SV	w/ OE No. 22680-7S00A, No Housing, Actual OE	MAF0031
Titan	Engine Variable Valve Timing (VVT) Sprocket	5.6L	PRO-4X, Platinum Reserve, S, SL, SV	From 07/2016, Intake (Right), Actual OE	VTG0016
Titan	Engine Variable Valve Timing (VVT) Sprocket	5.6L	PRO-4X, Platinum Reserve, S, SL, SV	From 07/2016, Exhaust (Right), Actual OE	VTG0017
Titan	Engine Variable Valve Timing (VVT) Sprocket	5.6L	PRO-4X, Platinum Reserve, S, SL, SV	From 07/2016, Intake (Left), Actual OE	VTG0018
Titan	Engine Variable Valve Timing (VVT) Sprocket	5.6L	PRO-4X, Platinum Reserve, S, SL, SV	From 07/2016, Exhaust (Left), Actual OE	VTG0019
Titan	Engine Variable Valve Timing (VVT) Solenoid	5.6L	PRO-4X, Platinum Reserve, S, SL, SV		VTS0016
Titan	Engine Water Pump	5.6L	PRO-4X, Platinum Reserve, S, SL, SV	Gasket, Actual OE	WUP0006
Titan XD	Automatic Transmission Speed Sensor	5.0L, 5.6L	PRO-4X, Platinum Reserve, S, SL, SV	Actual OE	CAS0004
Titan XD	Direct Injection High Pressure Fuel Pump	5.6L	PRO-4X, Platinum Reserve, S, SL, SV	Actual OE, EXTERNAL HIGH-PRESSURE PUMP	HPP0026
Titan XD	Ignition Coil	5.6L	PRO-4X, Platinum Reserve, S, SL, SV	Rear, Actual OE	IGC0093
Titan XD	Mass Air Flow Sensor	5.6L	PRO-4X, Platinum Reserve, S, SL, SV	w/ OE No. 22680-7S00A, No Housing, Actual OE	MAF0031

Vehicle	Part Type	Engine Size	Trim	Note(s)	Part Number
<b>2017 Nissan (cont'd)</b>					
Titan XD	Engine Variable Valve Timing (VVT) Sprocket	5.6L	PRO-4X, Platinum Reserve, S, SL, SV	Intake (Right), Actual OE	VTG0016
Titan XD	Engine Variable Valve Timing (VVT) Sprocket	5.6L	PRO-4X, Platinum Reserve, S, SL, SV	Exhaust (Right), Actual OE	VTG0017
Titan XD	Engine Variable Valve Timing (VVT) Sprocket	5.6L	PRO-4X, Platinum Reserve, S, SL, SV	Intake (Left), Actual OE	VTG0018
Titan XD	Engine Variable Valve Timing (VVT) Sprocket	5.6L	PRO-4X, Platinum Reserve, S, SL, SV	Exhaust (Left), Actual OE	VTG0019
Titan XD	Engine Variable Valve Timing (VVT) Solenoid	5.0L, 5.6L	PRO-4X, Platinum Reserve, S, SL, SV		VTS0016
Titan XD	Engine Water Pump	5.6L	PRO-4X, Platinum Reserve, S, SL, SV	Gasket, Actual OE	WUP0006
Versa	Ignition Coil	1.6L	1.6 S, 1.6 S Plus, 1.6 SL, 1.6 SV	Actual OE	IGC0092
Versa	Mass Air Flow Sensor	1.6L	1.6 S, 1.6 S Plus, 1.6 SL, 1.6 SV	w/o Vmdl8 Package, w/ OE No. 22680-7S00A, USA, No Housing, Actual OE	MAF0031
Versa	Mass Air Flow Sensor	1.6L	1.6 S, 1.6 S Plus, 1.6 SL, 1.6 SV	w/ Vmdl8 Package, w/ OE No. 22680-BV80B, USA, Actual OE	MAF0133
Versa	Starter Motor	1.6L	1.6 S, 1.6 S Plus, 1.6 SL, 1.6 SV	Actual OE	STR0066
Versa	Engine Variable Valve Timing (VVT) Sprocket	1.6L	1.6 S, 1.6 S Plus, 1.6 SL, 1.6 SV	Intake, Actual OE	VTG0005
Versa	Engine Variable Valve Timing (VVT) Solenoid	1.6L	1.6 S, 1.6 S Plus, 1.6 SL, 1.6 SV	Intake	VTS0012
Versa Note	Mass Air Flow Sensor	1.6L	S, S Plus, SL, SR, SV	To 08/2017, w/ OE No. 22680-7S00A, No Housing, Actual OE	MAF0031
Versa Note	Starter Motor	1.6L	S, S Plus, SL, SR, SV	Actual OE	STR0066
Versa Note	Engine Variable Valve Timing (VVT) Sprocket	1.6L	S, S Plus, SL, SR, SV	Intake, Actual OE	VTG0005
Versa Note	Engine Variable Valve Timing (VVT) Solenoid	1.6L	S, S Plus, SL, SR, SV	Intake	VTS0012
<b>2018 Nissan</b>					
370Z	Automatic Transmission Speed Sensor	3.7L	Base, Nismo, Nismo Tech, Sport, Sport Tech, Touring, Touring Sport	Automatic, Actual OE	CAS0004



Vehicle	Part Type	Engine Size	Trim	Note(s)	Part Number
<b>2018 Nissan (cont'd)</b>					
370Z	Fuel Injection Throttle Body	3.7L	Base, Heritage Edition, Nismo, Nismo Tech, Sport, Sport Tech, Touring, Touring Sport	Left position, Actual OE	ETB0005
370Z	Fuel Injection Throttle Body	3.7L	Base, Heritage Edition, Nismo, Nismo Tech, Sport, Sport Tech, Touring, Touring Sport	Right position, Actual OE	ETB0008
370Z	Ignition Coil	3.7L	Base, Heritage Edition, Nismo, Nismo Tech, Sport, Sport Tech, Touring, Touring Sport	GAS, Actual OE	IGC0078
370Z	Mass Air Flow Sensor	3.7L	Base, Heritage Edition, Nismo, Nismo Tech, Sport, Sport Tech, Touring, Touring Sport	w/ OE No. 22680-7S000, No Housing, Actual OE	MAF0031
370Z	Power Steering Pump	3.7L	Base, Nismo, Nismo Tech, Sport, Touring, Touring Sport	Power, 2 washers, Actual OE	PSP0033
370Z	Power Steering Pump	3.7L	Heritage Edition, Sport Tech	w/ Pulley, Power, 2 washers, Actual OE	PSP0033
370Z	Starter Motor	3.7L	Base, Heritage Edition, Nismo, Nismo Tech, Sport, Sport Tech, Touring, Touring Sport	Actual OE	STR0063
370Z	Engine Variable Valve Timing (VVT) Sprocket	3.7L	Base, Heritage Edition, Nismo, Nismo Tech, Sport, Sport Tech, Touring, Touring Sport	Intake (Right), Actual OE	VTG0006
370Z	Engine Variable Valve Timing (VVT) Sprocket	3.7L	Base, Heritage Edition, Nismo, Nismo Tech, Sport, Sport Tech, Touring, Touring Sport	Intake (Left), Actual OE	VTG0011
Altima	Fuel Injector	2.5L	Advance, S, SL, SR, SV, Sense	To 09/2017, Actual OE	FIJ0052
Altima	Ignition Coil	2.5L	Advance, S, SL, SR, SV, Sense	GAS, Boot and Springs, Actual OE	IGC0002
Altima	Mass Air Flow Sensor	3.5L	SL	Actual OE	MAF0123
Altima	Mass Air Flow Sensor	2.5L	Advance, S, SL, SR, SV, Sense	w/ OE No. 22680-5RB0A,22680-BV80B, Actual OE	MAF0133
Altima	Engine Variable Valve Timing (VVT) Sprocket	3.5L	SL	Intake, Actual OE	VTG0014
Altima	Engine Variable Valve Timing (VVT) Sprocket	3.5L	SL	Exhaust, Actual OE	VTG0015
Altima	Engine Variable Valve Timing (VVT) Solenoid	3.5L	Exclusive, SL		VTS0016

Vehicle	Part Type	Engine Size	Trim	Note(s)	Part Number
<b>2018 Nissan (cont'd)</b>					
Armada	Automatic Transmission Speed Sensor	5.6L	Exclusive, Platinum, SL, SV	Actual OE	CAS0004
Armada	Direct Injection High Pressure Fuel Pump	5.6L	Exclusive, Platinum, SL, SV	Actual OE, EXTERNAL HIGH-PRESSURE PUMP	HPP0026
Armada	Direct Injection High Pressure Fuel Pump	5.6L	Platinum Reserve	DI, Actual OE, EXTERNAL HIGH-PRESSURE PUMP	HPP0026
Armada	Ignition Coil	5.6L	Exclusive, Platinum, Platinum Reserve, SL, SV	Front, GAS, Actual OE	IGC0082
Armada	Ignition Coil	5.6L	Exclusive, Platinum, Platinum Reserve, SL, SV	Rear, GAS, Actual OE	IGC0083
Armada	Mass Air Flow Sensor	5.6L	Exclusive, Platinum, Platinum Reserve, SL, SV	w/ OE No. 22680-7S000, No Housing, Actual OE	MAF0031
Armada	Power Steering Pump	5.6L	Platinum	Power, 2 washers, Actual OE	PSP0032
Armada	Power Steering Pump	5.6L	SL, SV	Power, 2 washers, Actual OE	PSP0042
Armada	Engine Variable Valve Timing (VVT) Sprocket	5.6L	Exclusive, Platinum, Platinum Reserve, SL, SV	Intake (Right), Actual OE	VTG0016
Armada	Engine Variable Valve Timing (VVT) Sprocket	5.6L	Exclusive, Platinum, Platinum Reserve, SL, SV	Exhaust (Right), Actual OE	VTG0017
Armada	Engine Variable Valve Timing (VVT) Sprocket	5.6L	Exclusive, Platinum, Platinum Reserve, SL, SV	Intake (Left), Actual OE	VTG0018
Armada	Engine Variable Valve Timing (VVT) Sprocket	5.6L	Exclusive, Platinum, Platinum Reserve, SL, SV	Exhaust (Left), Actual OE	VTG0019
Armada	Engine Variable Valve Timing (VVT) Solenoid	5.6L	Exclusive, Platinum, Platinum Reserve, SL, SV		VTS0016
Armada	Engine Water Pump	5.6L	Exclusive, Platinum, Platinum Reserve, SL, SV	w/o Pulley, Gasket, Actual OE	WUP0006
Frontier	Alternator	2.5L	S, SV	Actual OE	ALR0017
Frontier	Automatic Transmission Speed Sensor	2.5L, 4.0L	Desert Runner, PRO-4X, S, SL, SV	Actual OE	CAS0004
Frontier	Engine Crankshaft Position Sensor	2.5L	S, SV	Actual OE	CPS0003
Frontier	Engine Camshaft Position Sensor	4.0L	Desert Runner, PRO-4X, S, SL, SV	To 09/2017, Left, Actual OE	CPS0005
Frontier	Engine Camshaft Position Sensor	4.0L	Desert Runner, PRO-4X, S, SL, SV	To 09/2017, Right, Actual OE	CPS0008

Vehicle	Part Type	Engine Size	Trim	Note(s)	Part Number
<b>2018 Nissan (cont'd)</b>					
Frontier	Engine Camshaft Position Sensor	4.0L	Desert Runner, PRO-4X, S, SL, SV	From 09/2017, Right, Actual OE	CPS0012
Frontier	Engine Camshaft Position Sensor	4.0L	Desert Runner, PRO-4X, S, SL, SV	From 09/2017, Left, Actual OE	CPS0013
Frontier	Engine Crankshaft Position Sensor	4.0L	Desert Runner, PRO-4X, S, SL, SV	To 09/2017, Actual OE	CPS0017
Frontier	Engine Camshaft Position Sensor Kit	4.0L	Desert Runner, PRO-4X, S, SL, SV	To 09/2017, Left	CPS20508KIT
Frontier	Engine Camshaft Position Sensor Kit	4.0L	Desert Runner, PRO-4X, S, SL, SV	To 09/2017, Right	CPS20508KIT
Frontier	Engine Camshaft Position Sensor Kit	4.0L	Desert Runner, PRO-4X, S, SL, SV	From 09/2017, Left	CPS21213KIT
Frontier	Engine Camshaft Position Sensor Kit	4.0L	Desert Runner, PRO-4X, S, SL, SV	From 09/2017, Right	CPS21213KIT
Frontier	Ignition Coil	4.0L	Desert Runner, PRO-4X, S, SL, SV	GAS, Actual OE	IGC0006
Frontier	Ignition Coil	2.5L	S, SV	GAS, Actual OE	IGC0011
Frontier	Mass Air Flow Sensor	2.5L	S, SV	w/ OE No. 22680-7S000, No Housing, Actual OE	MAF0031
Frontier	Mass Air Flow Sensor	4.0L	Desert Runner, PRO-4X, S, SL, SV	w/ OE No. 22680-7S00A, No Housing, Actual OE	MAF0031
Frontier	Rack and Pinion Assembly	2.5L, 4.0L	Desert Runner, PRO-4X, S, SL, SV	Rack, Actual OE	PSG0024
Frontier	Power Steering Pump	4.0L	Desert Runner, PRO-4X, S, SL, SV	Power, 2 washers, Actual OE	PSP0003
Frontier	Power Steering Pump	2.5L	S, SV	Power, 2 washers, Actual OE	PSP0035
Frontier	Steering Tie Rod	2.5L, 4.0L	PRO-4X, S, SL, SV	Left Outer, CAN, Rack, Actual OE	TRE0005
Frontier	Steering Tie Rod	2.5L, 4.0L	Desert Runner, PRO-4X, S, SL, SV	Left Outer, USA, Rack, Actual OE	TRE0005
Frontier	Steering Tie Rod	2.5L, 4.0L	PRO-4X, S, SL, SV	Right Outer, CAN, Rack, Actual OE	TRE0006
Frontier	Steering Tie Rod	2.5L, 4.0L	Desert Runner, PRO-4X, S, SL, SV	Right Outer, USA, Rack, Actual OE	TRE0006
Frontier	Steering Tie Rod	2.5L, 4.0L	PRO-4X, S, SL, SV	Inner, CAN, Rack, Actual OE	TRI0004
Frontier	Steering Tie Rod	2.5L, 4.0L	Desert Runner, PRO-4X, S, SL, SV	Inner, USA, Rack, Actual OE	TRI0004
Frontier	Engine Variable Valve Timing (VVT) Sprocket	4.0L	Desert Runner, PRO-4X, S, SL, SV	w/ Federal Emission System, Intake	VTG0024
GT-R	Fuel Injection Throttle Body	3.8L	Base, Nismo, Premium, Pure, Track Edition	Right position, Gasket, Actual OE	ETB0007
GT-R	Fuel Injection Throttle Body	3.8L	Base, Nismo, Premium, Pure, Track Edition	Left position, Gasket, Actual OE	ETB0010

Vehicle	Part Type	Engine Size	Trim	Note(s)	Part Number
<b>2018 Nissan (cont'd)</b>					
GT-R	Ignition Coil	3.8L	Base, Nismo, Premium, Pure, Track Edition	GAS, Actual OE	IGC0079
GT-R	Mass Air Flow Sensor	3.8L	Base, Nismo, Premium, Pure, Track Edition	w/ OE No. 22680-7S000, No Housing, Actual OE	MAF0031
GT-R	Manifold Absolute Pressure Sensor	3.8L	Base, Nismo, Premium, Pure, Track Edition	Actual OE	PRS0004
GT-R	Engine Variable Valve Timing (VVT) Sprocket	3.8L	Base, Nismo, Premium, Pure, Track Edition	Intake	VTG0025
Kicks	Mass Air Flow Sensor	1.6L	Advance, Bitono, Dark Light, Exclusive, S, SR, SV, Sense	From 04/2018, w/ OE No. 22680-5RB0A, Actual OE	MAF0133
Maxima	Fuel Injection Throttle Body	3.5L	Advance, Exclusive, Platinum, S, SL, SR, SV	Actual OE	ETB0039
Maxima	Mass Air Flow Sensor	3.5L	Advance, Exclusive, Platinum, S, SL, SR, SV	w/ OE No. 22680-BV80B, Actual OE	MAF0133
Maxima	Engine Variable Valve Timing (VVT) Sprocket	3.5L	Advance, Exclusive, Platinum, S, SL, SR, SV	Intake, Actual OE	VTG0014
Maxima	Engine Variable Valve Timing (VVT) Sprocket	3.5L	Advance, Exclusive, Platinum, S, SL, SR, SV	Exhaust, Actual OE	VTG0015
Maxima	Engine Variable Valve Timing (VVT) Solenoid	3.5L	Advance, Exclusive, Platinum, S, SL, SR, SV		VTS0016
Micra	Ignition Coil	1.6L	S, SR, SV	GAS, Actual OE	IGC0092
Micra	Mass Air Flow Sensor	1.6L	S, SR, SV	w/ OE No. 22680-7S00A, No Housing, Actual OE	MAF0031
Micra	Starter Motor	1.6L	S, SR, SV	Actual OE	STR0066
Micra	Engine Variable Valve Timing (VVT) Sprocket	1.6L	S, SR, SV	Intake, Actual OE	VTG0005
Micra	Engine Variable Valve Timing (VVT) Solenoid	1.6L	S, SR, SV	Intake	VTS0012
Murano	Mass Air Flow Sensor	3.5L	Platinum, S, SL, SV	Actual OE	MAF0123
Murano	Engine Variable Valve Timing (VVT) Sprocket	3.5L	Platinum, S, SL, SV	Intake, Actual OE	VTG0014
Murano	Engine Variable Valve Timing (VVT) Sprocket	3.5L	Platinum, S, SL, SV	Exhaust, Actual OE	VTG0015
Murano	Engine Variable Valve Timing (VVT) Solenoid	3.5L	Platinum, S, SL, SV		VTS0016

Vehicle	Part Type	Engine Size	Trim	Note(s)	Part Number
<b>2018 Nissan (cont'd)</b>					
NV200	Fuel Injector	2.0L	S, SV, Taxi	To 10/2017, Actual OE	FIJ0052
NV200	Mass Air Flow Sensor	2.0L	S, SV, Taxi	w/ OE No. 22680-7S00A, No Housing, Actual OE	MAF0031
NV200	Starter Motor	2.0L	S, SV, Taxi	Actual OE	STR0065
NV1500	Automatic Transmission Speed Sensor	4.0L	S, SV	Actual OE	CAS0004
NV1500	Engine Camshaft Position Sensor	4.0L	S, SV	To 10/2017, Left, Actual OE	CPS0005
NV1500	Engine Camshaft Position Sensor	4.0L	S, SV	To 10/2017, Right, Actual OE	CPS0008
NV1500	Engine Camshaft Position Sensor	4.0L	S, SV	From 10/2017, Right, Actual OE	CPS0012
NV1500	Engine Camshaft Position Sensor	4.0L	S, SV	From 10/2017, Left, Actual OE	CPS0013
NV1500	Engine Crankshaft Position Sensor	4.0L	S, SV	From 10/2017, Actual OE	CPS0014
NV1500	Engine Crankshaft Position Sensor	4.0L	S, SV	To 10/2017, Actual OE	CPS0017
NV1500	Engine Camshaft Position Sensor Kit	4.0L	S, SV	To 10/2017, Left	CPS20508KIT
NV1500	Engine Camshaft Position Sensor Kit	4.0L	S, SV	To 10/2017, Right	CPS20508KIT
NV1500	Engine Camshaft Position Sensor Kit	4.0L	S, SV	From 10/2017, Left	CPS21213KIT
NV1500	Engine Camshaft Position Sensor Kit	4.0L	S, SV	From 10/2017, Right	CPS21213KIT
NV1500	Ignition Coil	4.0L	S, SV	GAS, Actual OE	IGC0006
NV1500	Mass Air Flow Sensor	4.0L	S, SV	w/ OE No. 22680-7S00A, No Housing, Actual OE	MAF0031
NV1500	Power Steering Pump	4.0L	S, SV	Power, 2 washers, Actual OE	PSP0040
NV1500	Engine Variable Valve Timing (VVT) Sprocket	4.0L	S, SV	Intake	VTG0024
NV2500	Automatic Transmission Speed Sensor	4.0L, 5.6L	S, SL, SV	Actual OE	CAS0004
NV2500	Engine Camshaft Position Sensor	4.0L	S, SL, SV	To 10/2017, Left, Actual OE	CPS0005
NV2500	Engine Camshaft Position Sensor	4.0L	S, SL, SV	To 10/2017, Right, Actual OE	CPS0008
NV2500	Engine Camshaft Position Sensor	5.6L	S, SV	Actual OE	CPS0011

Vehicle	Part Type	Engine Size	Trim	Note(s)	Part Number
<b>2018 Nissan (cont'd)</b>					
NV2500	Engine Camshaft Position Sensor	4.0L	S, SL, SV	From 10/2017, Right, Actual OE	CPS0012
NV2500	Engine Camshaft Position Sensor	4.0L	S, SL, SV	From 10/2017, Left, Actual OE	CPS0013
NV2500	Engine Crankshaft Position Sensor	4.0L	S, SL, SV	From 10/2017, Actual OE	CPS0014
NV2500	Engine Crankshaft Position Sensor	4.0L	S, SL, SV	To 10/2017, Actual OE	CPS0017
NV2500	Engine Camshaft Position Sensor Kit	4.0L	S, SL, SV	To 10/2017, Left	CPS20508KIT
NV2500	Engine Camshaft Position Sensor Kit	4.0L	S, SL, SV	To 10/2017, Right	CPS20508KIT
NV2500	Engine Camshaft Position Sensor Kit	4.0L	S, SL, SV	From 10/2017, Left	CPS21213KIT
NV2500	Engine Camshaft Position Sensor Kit	4.0L	S, SL, SV	From 10/2017, Right	CPS21213KIT
NV2500	Direct Injection High Pressure Fuel Pump	5.6L	S, SV	Actual OE, EXTERNAL HIGH-PRESSURE PUMP	HPP0026
NV2500	Ignition Coil	4.0L	S, SL, SV	GAS, Actual OE	IGC0006
NV2500	Mass Air Flow Sensor	4.0L, 5.6L	S, SL, SV	w/ OE No. 22680-7S00A, No Housing, Actual OE	MAF0031
NV2500	Power Steering Pump	4.0L	S, SL, SV	Power, 2 washers, Actual OE	PSP0040
NV2500	Engine Variable Valve Timing (VVT) Sprocket	5.6L	S, SV	Intake (Right), Actual OE	VTG0016
NV2500	Engine Variable Valve Timing (VVT) Sprocket	5.6L	S, SV	Exhaust (Right), Actual OE	VTG0017
NV2500	Engine Variable Valve Timing (VVT) Sprocket	5.6L	S, SV	Intake (Left), Actual OE	VTG0018
NV2500	Engine Variable Valve Timing (VVT) Sprocket	5.6L	S, SV	Exhaust (Left), Actual OE	VTG0019
NV2500	Engine Variable Valve Timing (VVT) Sprocket	4.0L	S, SL, SV	Intake	VTG0024
NV2500	Engine Water Pump	5.6L	S, SV	w/o Pulley, Gasket, Actual OE	WUP0006
NV3500	Automatic Transmission Speed Sensor	4.0L, 5.6L	S, SL, SV	Actual OE	CAS0004
NV3500	Engine Camshaft Position Sensor	4.0L	S, SV	To 10/2017, Left, Actual OE	CPS0005
NV3500	Engine Camshaft Position Sensor	4.0L	S, SV	To 10/2017, Right, Actual OE	CPS0008

Vehicle	Part Type	Engine Size	Trim	Note(s)	Part Number
<b>2018 Nissan (cont'd)</b>					
NV3500	Engine Camshaft Position Sensor	5.6L	S, SL, SV	Actual OE	CPS0011
NV3500	Engine Camshaft Position Sensor	4.0L	S, SV	From 10/2017, Right, Actual OE	CPS0012
NV3500	Engine Camshaft Position Sensor	4.0L	S, SV	From 10/2017, Left, Actual OE	CPS0013
NV3500	Engine Crankshaft Position Sensor	4.0L	S, SV	From 10/2017, Actual OE	CPS0014
NV3500	Engine Crankshaft Position Sensor	4.0L	S, SV	To 10/2017, Actual OE	CPS0017
NV3500	Engine Camshaft Position Sensor Kit	4.0L	S, SV	To 10/2017, Left	CPS20508KIT
NV3500	Engine Camshaft Position Sensor Kit	4.0L	S, SV	To 10/2017, Right	CPS20508KIT
NV3500	Engine Camshaft Position Sensor Kit	4.0L	S, SV	From 10/2017, Left	CPS21213KIT
NV3500	Engine Camshaft Position Sensor Kit	4.0L	S, SV	From 10/2017, Right	CPS21213KIT
NV3500	Direct Injection High Pressure Fuel Pump	5.6L	S, SL, SV	Actual OE, EXTERNAL HIGH-PRESSURE PUMP	HPP0026
NV3500	Ignition Coil	4.0L	S, SV	GAS, Actual OE	IGC0006
NV3500	Mass Air Flow Sensor	4.0L, 5.6L	S, SL, SV	w/ OE No. 22680-7S00A, No Housing, Actual OE	MAF0031
NV3500	Power Steering Pump	4.0L	S, SV	Power, 2 washers, Actual OE	PSP0040
NV3500	Engine Variable Valve Timing (VVT) Sprocket	5.6L	S, SL, SV	Intake (Right), Actual OE	VTG0016
NV3500	Engine Variable Valve Timing (VVT) Sprocket	5.6L	S, SL, SV	Exhaust (Right), Actual OE	VTG0017
NV3500	Engine Variable Valve Timing (VVT) Sprocket	5.6L	S, SL, SV	Intake (Left), Actual OE	VTG0018
NV3500	Engine Variable Valve Timing (VVT) Sprocket	5.6L	S, SL, SV	Exhaust (Left), Actual OE	VTG0019
NV3500	Engine Variable Valve Timing (VVT) Sprocket	4.0L	S, SV	Intake	VTG0024
NV3500	Engine Water Pump	5.6L	S, SL, SV	w/o Pulley, Gasket, Actual OE	WUP0006
Pathfinder	Fuel Injection Throttle Body	3.5L	Advance, Exclusive, Platinum, S, SL, SV, Sense	Actual OE	ETB0039
Pathfinder	Mass Air Flow Sensor	3.5L	Advance, Exclusive, Platinum, S, SL, SV, Sense	w/ OE No. 22680-BV80B, Actual OE	MAF0133

Vehicle	Part Type	Engine Size	Trim	Note(s)	Part Number
<b>2018 Nissan (cont'd)</b>					
Pathfinder	Engine Variable Valve Timing (VVT) Sprocket	3.5L	Advance, Exclusive, Platinum, S, SL, SV, Sense	Exhaust, Actual OE	VTG0015
Qashqai	Mass Air Flow Sensor	2.0L	S, SL, SV	w/ OE No. 22680-BV80B, Actual OE	MAF0133
Rogue	Fuel Injector	2.5L	S, SL, SV	To 09/2017, Actual OE	FIJ0052
Rogue	Ignition Coil	2.5L	S, SL, SV	GAS, Boot and Springs, Actual OE	IGC0002
Rogue	Mass Air Flow Sensor	2.0L, 2.5L	S, SL, SL Hybrid, SV, SV Hybrid	w/ OE No. 22680-BV80B, Actual OE	MAF0133
Rogue	Engine Variable Valve Timing (VVT) Sprocket	2.0L	SL Hybrid, SV Hybrid	Exhaust, Actual OE	VTG0013
Rogue	Engine Variable Valve Timing (VVT) Solenoid	2.0L	SL Hybrid, SV Hybrid	Exhaust	VTS0016
Rogue Sport	Mass Air Flow Sensor	2.0L	S, SL, SV	w/ OE No. 22680-BV80B, Actual OE	MAF0133
Sentra	Engine Crankshaft Position Sensor	1.6L, 1.8L	Advance, Exclusive, Nismo, S, SL, SR, SR Turbo, SV, Sense	Actual OE	CPS0009
Sentra	Fuel Injection Throttle Body	1.6L	Nismo, SR Turbo	Actual OE	ETB0038
Sentra	Ignition Coil	1.8L	Advance, Exclusive, S, SL, SR, SV, Sense	GAS, Boot and Springs, Actual OE	IGC0002
Sentra	Mass Air Flow Sensor	1.8L	Advance, Exclusive, S, SL, SR, SV, Sense	w/ OE No. 22680-5RB0A, 22680-BV80B, Actual OE	MAF0133
Sentra	Mass Air Flow Sensor	1.6L	Nismo, SR Turbo	w/ OE No. 22680-BV80B, Actual OE	MAF0133
Sentra	Starter Motor	1.6L, 1.8L	Advance, Exclusive, Nismo, S, SL, SR, SR Turbo, SV, Sense	Actual OE	STR0065
Sentra	Engine Variable Valve Timing (VVT) Sprocket	1.8L	Advance, Exclusive, S, SL, SR, SV, Sense	Intake, Actual OE	VTG0012
Sentra	Engine Variable Valve Timing (VVT) Sprocket	1.8L	Advance, Exclusive, S, SL, SR, SV, Sense	Exhaust, Actual OE	VTG0013
Sentra	Engine Variable Valve Timing (VVT) Solenoid	1.6L	Nismo, SR Turbo	Exhaust	VTS0016
Titan	Automatic Transmission Speed Sensor	5.6L	PRO-4X, Platinum Reserve, S, SL, SV	Actual OE	CAS0004
Titan	Direct Injection High Pressure Fuel Pump	5.6L	PRO-4X, Platinum Reserve, S, SL, SV	Actual OE, EXTERNAL HIGH-PRESSURE PUMP	HPP0026



Vehicle	Part Type	Engine Size	Trim	Note(s)	Part Number
<b>2018 Nissan (cont'd)</b>					
Titan	Ignition Coil	5.6L	PRO-4X, Platinum Reserve, S, SL, SV	Rear, GAS, Actual OE	IGC0093
Titan	Mass Air Flow Sensor	5.6L	PRO-4X, Platinum Reserve, S, SL, SV	w/ OE No. 22680-7S00A, No Housing, Actual OE	MAF0031
Titan	Engine Variable Valve Timing (VVT) Sprocket	5.6L	PRO-4X, Platinum Reserve, S, SL, SV	Intake (Right), Actual OE	VTG0016
Titan	Engine Variable Valve Timing (VVT) Sprocket	5.6L	PRO-4X, Platinum Reserve, S, SL, SV	Exhaust (Right), Actual OE	VTG0017
Titan	Engine Variable Valve Timing (VVT) Sprocket	5.6L	PRO-4X, Platinum Reserve, S, SL, SV	Intake (Left), Actual OE	VTG0018
Titan	Engine Variable Valve Timing (VVT) Sprocket	5.6L	PRO-4X, Platinum Reserve, S, SL, SV	Exhaust (Left), Actual OE	VTG0019
Titan	Engine Water Pump	5.6L	PRO-4X, Platinum Reserve, S, SL, SV	w/o Pulley, Gasket, Actual OE	WUP0006
Titan XD	Automatic Transmission Speed Sensor	5.0L, 5.6L	PRO-4X, Platinum Reserve, S, SL, SV	7, Actual OE	CAS0004
Titan XD	Direct Injection High Pressure Fuel Pump	5.6L	PRO-4X, Platinum Reserve, S, SL, SV	Actual OE, EXTERNAL HIGH-PRESSURE PUMP	HPP0026
Titan XD	Ignition Coil	5.6L	PRO-4X, Platinum Reserve, S, SL, SV	Rear, GAS, Actual OE	IGC0093
Titan XD	Mass Air Flow Sensor	5.6L	PRO-4X, Platinum Reserve, S, SL, SV	w/ OE No. 22680-7S00A, No Housing, Actual OE	MAF0031
Titan XD	Engine Variable Valve Timing (VVT) Sprocket	5.6L	PRO-4X, Platinum Reserve, S, SL, SV	Intake (Right), Actual OE	VTG0016
Titan XD	Engine Variable Valve Timing (VVT) Sprocket	5.6L	PRO-4X, Platinum Reserve, S, SL, SV	Exhaust (Right), Actual OE	VTG0017
Titan XD	Engine Variable Valve Timing (VVT) Sprocket	5.6L	PRO-4X, Platinum Reserve, S, SL, SV	Intake (Left), Actual OE	VTG0018
Titan XD	Engine Variable Valve Timing (VVT) Sprocket	5.6L	PRO-4X, Platinum Reserve, S, SL, SV	Exhaust (Left), Actual OE	VTG0019
Titan XD	Engine Water Pump	5.6L	PRO-4X, Platinum Reserve, S, SL, SV	w/o Pulley, Gasket, Actual OE	WUP0006
Versa	Mass Air Flow Sensor	1.6L	1.6 S, 1.6 S Plus, 1.6 SV	To 08/2018 w/o Vmdl8 Package, w/ OE No. 22680-7S00A, USA, No Housing, Actual OE	MAF0031

Vehicle	Part Type	Engine Size	Trim	Note(s)	Part Number
<b>2018 Nissan (cont'd)</b>					
Versa	Mass Air Flow Sensor	1.6L	1.6 S, 1.6 S Plus, 1.6 SV	From 08/2018 w/ All Packages, To 08/2018 w/ Vmdl8 Package, w/ OE No. 22680-5RB0A, 22680-BV80B, USA, Actual OE	MAF0133
Versa	Starter Motor	1.6L	1.6 S, 1.6 S Plus, 1.6 SV	Actual OE	STR0066
Versa	Engine Variable Valve Timing (VVT) Sprocket	1.6L	1.6 S, 1.6 S Plus, 1.6 SV	Intake, Actual OE	VTG0005
Versa	Engine Variable Valve Timing (VVT) Solenoid	1.6L	1.6 S, 1.6 S Plus, 1.6 SV	Intake	VTS0012
Versa Note	Mass Air Flow Sensor	1.6L	S, SR, SV	w/ OE No. 22680-5RB0A, Actual OE	MAF0133
Versa Note	Starter Motor	1.6L	S, SR, SV	Actual OE	STR0066
Versa Note	Engine Variable Valve Timing (VVT) Sprocket	1.6L	S, SR, SV	Intake, Actual OE	VTG0005
Versa Note	Engine Variable Valve Timing (VVT) Solenoid	1.6L	S, SR, SV	Intake	VTS0012
<b>2019 Nissan</b>					
370Z	Ignition Coil	3.7L	Base, Nismo, Sport, Sport Touring, Touring	CAN, GAS, VQ37VHR, Z34, Actual OE	IGC0078
370Z	Ignition Coil	3.7L	Base, Heritage Edition, Nismo, Sport, Sport Touring, Touring	USA, GAS, VQ37VHR, Z34, Actual OE	IGC0078
370Z	Mass Air Flow Sensor	3.7L	Base, Heritage Edition, Nismo, Sport, Sport Touring, Touring	w/ OE No. 22680-7S000, No Housing, Actual OE	MAF0031
370Z	Starter Motor	3.7L	Base, Nismo, Sport, Sport Touring, Touring	CAN, Actual OE	STR0063
370Z	Starter Motor	3.7L	Base, Heritage Edition, Nismo, Sport, Sport Touring, Touring	USA, Actual OE	STR0063
370Z	Engine Variable Valve Timing (VVT) Sprocket	3.7L	Base, Nismo, Sport, Sport Touring, Touring	Intake (Right), CAN, Actual OE	VTG0006
370Z	Engine Variable Valve Timing (VVT) Sprocket	3.7L	Base, Heritage Edition, Nismo, Sport, Sport Touring, Touring	Intake (Right), USA, Actual OE	VTG0006
370Z	Engine Variable Valve Timing (VVT) Sprocket	3.7L	Base, Nismo, Sport, Sport Touring, Touring	Intake (Left), CAN, Actual OE	VTG0011
370Z	Engine Variable Valve Timing (VVT) Sprocket	3.7L	Base, Heritage Edition, Nismo, Sport, Sport Touring, Touring	Intake (Left), USA, Actual OE	VTG0011

Vehicle	Part Type	Engine Size	Trim	Note(s)	Part Number
<b>2019 Nissan (cont'd)</b>					
Altima	Engine Variable Valve Timing (VVT) Solenoid	2.0L	Edition ONE, Platinum, SR	USA, L34	VTS0016
Armada	Direct Injection High Pressure Fuel Pump	5.6L	Platinum, Platinum Reserve, SL	To 10/2018, CAN, GAS, Actual OE, EXTERNAL HIGH-PRESSURE PUMP	HPP0026
Armada	Direct Injection High Pressure Fuel Pump	5.6L	Platinum, Platinum Reserve, SL, SV	To 10/2018, USA, GAS, Actual OE, EXTERNAL HIGH-PRESSURE PUMP	HPP0026
Armada	Mass Air Flow Sensor	5.6L	Exclusive, Platinum, Platinum Reserve, SL, SV	w/ OE No. 22680-7S000, 22680-7S00A, No Housing, Actual OE	MAF0031
Armada	Engine Variable Valve Timing (VVT) Sprocket	5.6L	Platinum, Platinum Reserve, SL	Intake (Right), CAN, Actual OE	VTG0016
Armada	Engine Variable Valve Timing (VVT) Sprocket	5.6L	Platinum, Platinum Reserve, SL, SV	Intake (Right), USA, Actual OE	VTG0016
Armada	Engine Variable Valve Timing (VVT) Sprocket	5.6L	Platinum, Platinum Reserve, SL	Exhaust (Right), CAN, Actual OE	VTG0017
Armada	Engine Variable Valve Timing (VVT) Sprocket	5.6L	Platinum, Platinum Reserve, SL, SV	Exhaust (Right), USA, Actual OE	VTG0017
Armada	Engine Variable Valve Timing (VVT) Sprocket	5.6L	Platinum, Platinum Reserve, SL	Intake (Left), CAN, Actual OE	VTG0018
Armada	Engine Variable Valve Timing (VVT) Sprocket	5.6L	Platinum, Platinum Reserve, SL, SV	Intake (Left), USA, Actual OE	VTG0018
Armada	Engine Variable Valve Timing (VVT) Sprocket	5.6L	Platinum, Platinum Reserve, SL	Exhaust (Left), CAN, Actual OE	VTG0019
Armada	Engine Variable Valve Timing (VVT) Sprocket	5.6L	Platinum, Platinum Reserve, SL, SV	Exhaust (Left), USA, Actual OE	VTG0019
Armada	Engine Variable Valve Timing (VVT) Solenoid	5.6L	Platinum, Platinum Reserve, SL	CAN, Y62	VTS0016
Armada	Engine Variable Valve Timing (VVT) Solenoid	5.6L	Platinum, Platinum Reserve, SL, SV	USA, Y62	VTS0016
Armada	Engine Water Pump	5.6L	Platinum, Platinum Reserve, SL	W/O Pulley, CAN, Gasket, Actual OE	WUP0006
Armada	Engine Water Pump	5.6L	Platinum, Platinum Reserve, SL, SV	W/O Pulley, USA, Gasket, Actual OE	WUP0006
Frontier	Alternator	2.5L	S, SV	CAN, Actual OE	ALR0017

Vehicle	Part Type	Engine Size	Trim	Note(s)	Part Number
<b>2019 Nissan (cont'd)</b>					
Frontier	Alternator	2.5L	S, SV	USA, Actual OE	ALR0017
Frontier	Engine Camshaft Position Sensor	4.0L	Desert Runner, PRO-4X, S, SL, SV	With OE No. 23731-AL61D, Left, Actual OE	CPS0013
Frontier	Engine Camshaft Position Sensor Kit	4.0L	Desert Runner, PRO-4X, S, SL, SV	Right	CPS21213KIT
Frontier	Mass Air Flow Sensor	2.5L	S, SV	w/ OE No. 22680-7S000, No Housing, Actual OE	MAF0031
Frontier	Mass Air Flow Sensor	4.0L	Desert Runner, PRO-4X, S, SL, SV	w/ OE No. 22680-7S00A, No Housing, Actual OE	MAF0031
Frontier	Rack and Pinion Assembly	2.5L, 4.0L	PRO-4X, S, SL, SV	CAN, Rack, Actual OE	PSG0024
Frontier	Rack and Pinion Assembly	2.5L, 4.0L	Desert Runner, PRO-4X, S, SL, SV	USA, Rack, Actual OE	PSG0024
Frontier	Steering Tie Rod	2.5L, 4.0L	PRO-4X, S, SL, SV	Left Outer, CAN, Rack, Actual OE	TRE0005
Frontier	Steering Tie Rod	2.5L, 4.0L	Desert Runner, PRO-4X, S, SL, SV	Left Outer, USA, Rack, Actual OE	TRE0005
Frontier	Steering Tie Rod	2.5L, 4.0L	PRO-4X, S, SL, SV	Right Outer, CAN, Rack, Actual OE	TRE0006
Frontier	Steering Tie Rod	2.5L, 4.0L	Desert Runner, PRO-4X, S, SL, SV	Right Outer, USA, Rack, Actual OE	TRE0006
Frontier	Steering Tie Rod	2.5L, 4.0L	PRO-4X, S, SL, SV	Inner, CAN, Rack, Actual OE	TRI0004
Frontier	Steering Tie Rod	2.5L, 4.0L	Desert Runner, PRO-4X, S, SL, SV	Inner, USA, Rack, Actual OE	TRI0004
Frontier	Engine Variable Valve Timing (VVT) Sprocket	4.0L	PRO-4X, SL, SV	Intake, CAN	VTG0024
Frontier	Engine Variable Valve Timing (VVT) Sprocket	4.0L	Desert Runner, PRO-4X, S, SL, SV	w/ Federal Emission System, Intake, USA	VTG0024
GT-R	Mass Air Flow Sensor	3.8L	Nismo, Premium, Pure, Track Edition	w/ OE No. 22680-7S000, No Housing, Actual OE	MAF0031
GT-R	Engine Variable Valve Timing (VVT) Sprocket	3.8L	Premium, Track Edition	Intake, CAN, R35	VTG0025
GT-R	Engine Variable Valve Timing (VVT) Sprocket	3.8L	Nismo, Premium, Pure, Track Edition	Intake, USA, R35	VTG0025
Kicks	Mass Air Flow Sensor	1.6L	Advance, Exclusive, S, SR, SV, Sense	w/ OE No. 22680-5RB0A, Actual OE	MAF0133
Maxima	Mass Air Flow Sensor	3.5L	Advance, Exclusive, Platinum, S, SL, SR, SV	w/ OE No. 22680-5RB0A, Actual OE	MAF0133

Vehicle	Part Type	Engine Size	Trim	Note(s)	Part Number
<b>2019 Nissan (cont'd)</b>					
Maxima	Engine Variable Valve Timing (VVT) Sprocket	3.5L	Platinum, SL, SR	Intake, CAN, Actual OE	VTG0014
Maxima	Engine Variable Valve Timing (VVT) Sprocket	3.5L	Platinum, S, SL, SR, SV	Intake, USA, Actual OE	VTG0014
Maxima	Engine Variable Valve Timing (VVT) Sprocket	3.5L	Platinum, SL, SR	Exhaust, CAN, Actual OE	VTG0015
Maxima	Engine Variable Valve Timing (VVT) Sprocket	3.5L	Platinum, S, SL, SR, SV	Exhaust, USA, Actual OE	VTG0015
Maxima	Engine Variable Valve Timing (VVT) Solenoid	3.5L	Platinum, SL, SR	CAN, A36	VTS0016
Maxima	Engine Variable Valve Timing (VVT) Solenoid	3.5L	Platinum, S, SL, SR, SV	USA, A36	VTS0016
Micra	Mass Air Flow Sensor	1.6L	S, SR, SV	w/ OE No. 22680-7S00A, No Housing, Actual OE	MAF0031
Micra	Starter Motor	1.6L	S, SR, SV	CAN, Actual OE	STR0066
Micra	Engine Variable Valve Timing (VVT) Sprocket	1.6L	S, SR, SV	Intake, CAN, Actual OE	VTG0005
Micra	Engine Variable Valve Timing (VVT) Solenoid	1.6L	S, SR, SV	Intake, CAN, K13	VTS0012
Murano	Engine Variable Valve Timing (VVT) Sprocket	3.5L	Platinum, S, SL, SV	Intake, CAN, GAS, Actual OE	VTG0014
Murano	Engine Variable Valve Timing (VVT) Sprocket	3.5L	Platinum, S, SL, SV	Intake, USA, GAS, Actual OE	VTG0014
Murano	Engine Variable Valve Timing (VVT) Sprocket	3.5L	Platinum, S, SL, SV	Exhaust, CAN, GAS, Actual OE	VTG0015
Murano	Engine Variable Valve Timing (VVT) Sprocket	3.5L	Platinum, S, SL, SV	Exhaust, USA, GAS, Actual OE	VTG0015
Murano	Engine Variable Valve Timing (VVT) Solenoid	3.5L	Platinum, S, SL, SV	CAN, GAS, Z52	VTS0016
Murano	Engine Variable Valve Timing (VVT) Solenoid	3.5L	Platinum, S, SL, SV	USA, GAS, Z52	VTS0016
NV200	Mass Air Flow Sensor	2.0L	S, SV, Taxi	w/ OE No. 22680-7S00A, No Housing, Actual OE	MAF0031
NV200	Starter Motor	2.0L	S, SV, Taxi	CAN, Actual OE	STR0065

Vehicle	Part Type	Engine Size	Trim	Note(s)	Part Number
<b>2019 Nissan (cont'd)</b>					
NV200	Starter Motor	2.0L	S, SV, Taxi	USA, Actual OE	STR0065
NV1500	Engine Camshaft Position Sensor	4.0L	S, SV	With OE No. 23731-AL61D, Left, Actual OE	CPS0013
NV1500	Engine Camshaft Position Sensor Kit	4.0L	S, SV	Right	CPS21213KIT
NV1500	Mass Air Flow Sensor	4.0L	S, SV	w/ OE No. 22680-7S00A, No Housing, Actual OE	MAF0031
NV1500	Engine Variable Valve Timing (VVT) Sprocket	4.0L	S, SV	Intake	VTG0024
NV2500	Engine Camshaft Position Sensor	4.0L	S, SL, SV	With OE No. 23731-AL61D, Left, Actual OE	CPS0013
NV2500	Engine Camshaft Position Sensor Kit	4.0L	S, SL, SV	Right	CPS21213KIT
NV2500	Mass Air Flow Sensor	4.0L, 5.6L	S, SL, SV	w/ OE No. 22680-7S00A, No Housing, Actual OE	MAF0031
NV2500	Engine Variable Valve Timing (VVT) Sprocket	5.6L	S, SV	Intake (Right), CAN, Actual OE	VTG0016
NV2500	Engine Variable Valve Timing (VVT) Sprocket	5.6L	S, SV	Intake (Right), USA, Actual OE	VTG0016
NV2500	Engine Variable Valve Timing (VVT) Sprocket	5.6L	S, SV	Exhaust (Right), CAN, Actual OE	VTG0017
NV2500	Engine Variable Valve Timing (VVT) Sprocket	5.6L	S, SV	Exhaust (Right), USA, Actual OE	VTG0017
NV2500	Engine Variable Valve Timing (VVT) Sprocket	5.6L	S, SV	Intake (Left), CAN, Actual OE	VTG0018
NV2500	Engine Variable Valve Timing (VVT) Sprocket	5.6L	S, SV	Intake (Left), USA, Actual OE	VTG0018
NV2500	Engine Variable Valve Timing (VVT) Sprocket	5.6L	S, SV	Exhaust (Left), CAN, Actual OE	VTG0019
NV2500	Engine Variable Valve Timing (VVT) Sprocket	5.6L	S, SV	Exhaust (Left), USA, Actual OE	VTG0019
NV2500	Engine Variable Valve Timing (VVT) Sprocket	4.0L	S, SL, SV	Intake	VTG0024
NV2500	Engine Water Pump	5.6L	S, SV	W/O Pulley, CAN, Gasket, Actual OE	WUP0006

Vehicle	Part Type	Engine Size	Trim	Note(s)	Part Number
<b>2019 Nissan (cont'd)</b>					
NV2500	Engine Water Pump	5.6L	S, SV	W/O Pulley, USA, Gasket, Actual OE	WUP0006
NV3500	Engine Camshaft Position Sensor	4.0L	S, SV	With OE No. 23731-AL61D, Left, Actual OE	CPS0013
NV3500	Engine Camshaft Position Sensor Kit	4.0L	S, SV	Right	CPS21213KIT
NV3500	Mass Air Flow Sensor	4.0L, 5.6L	S, SL, SV	w/ OE No. 22680-7S00A, No Housing, Actual OE	MAF0031
NV3500	Engine Variable Valve Timing (VVT) Sprocket	5.6L	S, SL, SV	Intake (Right), CAN, Actual OE	VTG0016
NV3500	Engine Variable Valve Timing (VVT) Sprocket	5.6L	S, SL, SV	Intake (Right), USA, Actual OE	VTG0016
NV3500	Engine Variable Valve Timing (VVT) Sprocket	5.6L	S, SL, SV	Exhaust (Right), CAN, Actual OE	VTG0017
NV3500	Engine Variable Valve Timing (VVT) Sprocket	5.6L	S, SL, SV	Exhaust (Right), USA, Actual OE	VTG0017
NV3500	Engine Variable Valve Timing (VVT) Sprocket	5.6L	S, SL, SV	Intake (Left), CAN, Actual OE	VTG0018
NV3500	Engine Variable Valve Timing (VVT) Sprocket	5.6L	S, SL, SV	Intake (Left), USA, Actual OE	VTG0018
NV3500	Engine Variable Valve Timing (VVT) Sprocket	5.6L	S, SL, SV	Exhaust (Left), CAN, Actual OE	VTG0019
NV3500	Engine Variable Valve Timing (VVT) Sprocket	5.6L	S, SL, SV	Exhaust (Left), USA, Actual OE	VTG0019
NV3500	Engine Variable Valve Timing (VVT) Sprocket	4.0L	S, SV	Intake	VTG0024
NV3500	Engine Water Pump	5.6L	S, SL, SV	W/O Pulley, CAN, Gasket, Actual OE	WUP0006
NV3500	Engine Water Pump	5.6L	S, SL, SV	W/O Pulley, USA, Gasket, Actual OE	WUP0006
Pathfinder	Mass Air Flow Sensor	3.5L	Advance, Exclusive, Platinum, S, SL, SV, Sense	w/ OE No. 22680-BV80B, Actual OE	MAF0133
Pathfinder	Engine Variable Valve Timing (VVT) Sprocket	3.5L	Platinum, S, SL, SV	Exhaust, CAN, GAS, Actual OE	VTG0015
Pathfinder	Engine Variable Valve Timing (VVT) Sprocket	3.5L	Platinum, S, SL, SV	Exhaust, USA, GAS, Actual OE	VTG0015
Qashqai	Mass Air Flow Sensor	2.0L	S, SL, SV	w/ OE No. 22680-BV80B, Actual OE	MAF0133

Vehicle	Part Type	Engine Size	Trim	Note(s)	Part Number
<b>2019 Nissan (cont'd)</b>					
Rogue	Ignition Coil	2.5L	S, SL, SV, Special Edition	CAN, GAS, QR25DE, T32, Boot and Springs, Actual OE	IGC0002
Rogue	Ignition Coil	2.5L	S, SL, SV	USA, GAS, QR25DE, T32, Boot and Springs, Actual OE	IGC0002
Rogue	Mass Air Flow Sensor	2.5L	S, SL, SV, Special Edition	w/ OE No. 22680-BV80B, Actual OE	MAF0133
Rogue	Mass Air Flow Sensor	2.0L	SL Hybrid, SV Hybrid	w/ OE No. 22680-BV80B, ELECTRIC/GAS, Actual OE	MAF0133
Rogue	Engine Variable Valve Timing (VVT) Sprocket	2.0L	SL Hybrid, SV Hybrid	Intake, USA, ELECTRIC/GAS, Actual OE	VTG0013
Rogue	Engine Variable Valve Timing (VVT) Solenoid	2.0L	SL Hybrid, SV Hybrid	Exhaust, USA, ELECTRIC/GAS, T32	VTS0016
Rogue Sport	Mass Air Flow Sensor	2.0L	S, SL, SV	w/ OE No. 22680-BV80B, Actual OE	MAF0133
Sentra	Ignition Coil	1.8L	S, SV	CAN, GAS, MRA8DE, B17, Boot and Springs, Actual OE	IGC0002
Sentra	Ignition Coil	1.8L	S, SL, SR, SV	USA, GAS, MRA8DE, B17, Boot and Springs, Actual OE	IGC0002
Sentra	Mass Air Flow Sensor	1.6L, 1.8L	Advance, Exclusive, Nismo, S, SL, SR, SR Turbo, SV, Sense	w/ OE No. 22680-BV80B, Actual OE	MAF0133
Sentra	Starter Motor	1.8L	S, SV	CAN, Actual OE	STR0065
Sentra	Starter Motor	1.6L, 1.8L	Nismo, S, SL, SR, SR Turbo, SV	USA, Actual OE	STR0065
Sentra	Engine Variable Valve Timing (VVT) Sprocket	1.8L	S, SV	Intake, CAN, Actual OE	VTG0012
Sentra	Engine Variable Valve Timing (VVT) Sprocket	1.8L	S, SL, SR, SV	Intake, USA, Actual OE	VTG0012
Sentra	Engine Variable Valve Timing (VVT) Sprocket	1.8L	S, SV	Exhaust, CAN, Actual OE	VTG0013
Sentra	Engine Variable Valve Timing (VVT) Sprocket	1.8L	S, SL, SR, SV	Exhaust, USA, Actual OE	VTG0013
Sentra	Engine Variable Valve Timing (VVT) Solenoid	1.6L	Nismo, SR Turbo	Exhaust, USA, B17	VTS0016



Vehicle	Part Type	Engine Size	Trim	Note(s)	Part Number
<b>2019 Nissan (cont'd)</b>					
Titan	Mass Air Flow Sensor	5.6L	PRO-4X, Platinum Reserve, S, SL, SV	w/ OE No. 22680-7S00A, No Housing, Actual OE	MAF0031
Titan	Engine Variable Valve Timing (VVT) Sprocket	5.6L	PRO-4X, Platinum Reserve, S, SL, SV	Intake (Right), CAN, Actual OE	VTG0016
Titan	Engine Variable Valve Timing (VVT) Sprocket	5.6L	PRO-4X, Platinum Reserve, S, SL, SV	Intake (Right), USA, Actual OE	VTG0016
Titan	Engine Variable Valve Timing (VVT) Sprocket	5.6L	PRO-4X, Platinum Reserve, S, SL, SV	Exhaust (Right), CAN, Actual OE	VTG0017
Titan	Engine Variable Valve Timing (VVT) Sprocket	5.6L	PRO-4X, Platinum Reserve, S, SL, SV	Exhaust (Right), USA, Actual OE	VTG0017
Titan	Engine Variable Valve Timing (VVT) Sprocket	5.6L	PRO-4X, Platinum Reserve, S, SL, SV	Intake (Left), CAN, Actual OE	VTG0018
Titan	Engine Variable Valve Timing (VVT) Sprocket	5.6L	PRO-4X, Platinum Reserve, S, SL, SV	Intake (Left), USA, Actual OE	VTG0018
Titan	Engine Variable Valve Timing (VVT) Sprocket	5.6L	PRO-4X, Platinum Reserve, S, SL, SV	Exhaust (Left), CAN, Actual OE	VTG0019
Titan	Engine Variable Valve Timing (VVT) Sprocket	5.6L	PRO-4X, Platinum Reserve, S, SL, SV	Exhaust (Left), USA, Actual OE	VTG0019
Titan	Engine Water Pump	5.6L	PRO-4X, Platinum Reserve, S, SL, SV	W/O Pulley, CAN, Gasket, Actual OE	WUP0006
Titan	Engine Water Pump	5.6L	PRO-4X, Platinum Reserve, S, SL, SV	W/O Pulley, USA, Gasket, Actual OE	WUP0006
Titan XD	Mass Air Flow Sensor	5.6L	PRO-4X, Platinum Reserve, S, SL, SV	w/ OE No. 22680-7S00A, No Housing, Actual OE	MAF0031
Titan XD	Engine Variable Valve Timing (VVT) Sprocket	5.6L	PRO-4X, Platinum Reserve, S, SV	Intake (Right), CAN, Actual OE	VTG0016
Titan XD	Engine Variable Valve Timing (VVT) Sprocket	5.6L	PRO-4X, Platinum Reserve, S, SL, SV	Intake (Right), USA, Actual OE	VTG0016
Titan XD	Engine Variable Valve Timing (VVT) Sprocket	5.6L	PRO-4X, Platinum Reserve, S, SV	Exhaust (Right), CAN, Actual OE	VTG0017
Titan XD	Engine Variable Valve Timing (VVT) Sprocket	5.6L	PRO-4X, Platinum Reserve, S, SL, SV	Exhaust (Right), USA, Actual OE	VTG0017
Titan XD	Engine Variable Valve Timing (VVT) Sprocket	5.6L	PRO-4X, Platinum Reserve, S, SV	Intake (Left), CAN, Actual OE	VTG0018

Vehicle	Part Type	Engine Size	Trim	Note(s)	Part Number
<b>2019 Nissan (cont'd)</b>					
Titan XD	Engine Variable Valve Timing (VVT) Sprocket	5.6L	PRO-4X, Platinum Reserve, S, SL, SV	Intake (Left), USA, Actual OE	VTG0018
Titan XD	Engine Variable Valve Timing (VVT) Sprocket	5.6L	PRO-4X, Platinum Reserve, S, SV	Exhaust (Left), CAN, Actual OE	VTG0019
Titan XD	Engine Variable Valve Timing (VVT) Sprocket	5.6L	PRO-4X, Platinum Reserve, S, SL, SV	Exhaust (Left), USA, Actual OE	VTG0019
Titan XD	Engine Water Pump	5.6L	PRO-4X, Platinum Reserve, S, SV	W/O Pulley, CAN, Gasket, Actual OE	WUP0006
Titan XD	Engine Water Pump	5.6L	PRO-4X, Platinum Reserve, S, SL, SV	W/O Pulley, USA, Gasket, Actual OE	WUP0006
Versa	Mass Air Flow Sensor	1.6L	S, S Plus, SV	w/o Vmdl8 Package, To 08/2018, w/ OE No. 22680-7S00A, USA, No Housing, Actual OE	MAF0031
Versa	Mass Air Flow Sensor	1.6L	S, S Plus, SV	From 08/2018 w/ All Packages, To 08/2018 w/ Vmdl8 Package, w/ OE No. 22680-5RB0A, USA, Actual OE	MAF0133
Versa	Mass Air Flow Sensor	1.6L	Advance, Drive, Exclusive, GO Advance, GO Exclusive, GO Sense, Sense	With OE No. 22680-5RB0A, Actual OE	MAF0133
Versa	Starter Motor	1.6L	S, S Plus, SV	USA, Sedan, Actual OE	STR0066
Versa	Engine Variable Valve Timing (VVT) Sprocket	1.6L	S, S Plus, SV	Intake, USA, Sedan, Actual OE	VTG0005
Versa	Engine Variable Valve Timing (VVT) Solenoid	1.6L	S, S Plus, SV	Intake, USA, Sedan, N17X	VTS0012
Versa Note	Mass Air Flow Sensor	1.6L	S, SR, SV	w/ OE No. 22680-5RB0A, Actual OE	MAF0133
Versa Note	Starter Motor	1.6L	S, SV	CAN, Actual OE	STR0066
Versa Note	Starter Motor	1.6L	S, SR, SV	USA, Actual OE	STR0066
Versa Note	Engine Variable Valve Timing (VVT) Sprocket	1.6L	S, SV	Intake, CAN, Actual OE	VTG0005
Versa Note	Engine Variable Valve Timing (VVT) Sprocket	1.6L	S, SR, SV	Intake, USA, Actual OE	VTG0005
Versa Note	Engine Variable Valve Timing (VVT) Solenoid	1.6L	S, SV	Intake, CAN, E12	VTS0012

Vehicle	Part Type	Engine Size	Trim	Note(s)	Part Number
<b>2019 Nissan (cont'd)</b>					
Versa Note	Engine Variable Valve Timing (VVT) Solenoid	1.6L	S, SR, SV	Intake, USA, E12	VTS0012
<b>2020 Nissan</b>					
Altima	Engine Variable Valve Timing (VVT) Solenoid	2.0L	Exclusive, Platinum, SR	w/ OE No. 23796-3RC0A, FWD	VTS0016
Armada	Engine Variable Valve Timing (VVT) Solenoid	5.6L	Exclusive, Platinum, Platinum Reserve, SL, SV	w/ OE No. 23796-3RC0A	VTS0016
GT-R	Engine Variable Valve Timing (VVT) Sprocket	3.8L	50th Anniversary Edition, Nismo, Premium, Track Edition	w/ OE No. 13025-JK21A, Intake	VTG0025
Maxima	Engine Variable Valve Timing (VVT) Solenoid	3.5L	Advance, Exclusive, Platinum, Platinum Reserve, S, SL, SR, SV	w/ OE No. 23796-3RC0A	VTS0016
Murano	Engine Variable Valve Timing (VVT) Solenoid	3.5L	Exclusive, Limited Edition, Platinum, S, SL, SV	w/ OE No. 23796-3RC0A	VTS0016
<b>2021 Nissan</b>					
Altima	Engine Variable Valve Timing (VVT) Solenoid	2.0L	Exclusive, SR	w/ OE No. 23796-3RC0A, FWD	VTS0016
Armada	Engine Variable Valve Timing (VVT) Solenoid	5.6L	Platinum, SL, SV	w/ OE No. 23796-3RC0A	VTS0016
GT-R	Engine Variable Valve Timing (VVT) Sprocket	3.8L	Nismo, Premium, Track Edition	w/ OE No. 13025-JK21A, Intake	VTG0025
Maxima	Engine Variable Valve Timing (VVT) Solenoid	3.5L	40th Anniversary Edition, Platinum, SL, SR, SV	w/ OE No. 23796-3RC0A	VTS0016
Murano	Engine Variable Valve Timing (VVT) Solenoid	3.5L	Midnight Edition, Platinum, S, SL, SV	w/ OE No. 23796-3RC0A	VTS0016
<b>1977 Renault</b>					
LeCar	Voltage Regulator	1.3L	GTL, TL		ALR0427
<b>1978 Renault</b>					
LeCar	Voltage Regulator	1.3L	GTL, TL		ALR0427
<b>1979 Renault</b>					
LeCar	Voltage Regulator	1.3L	GTL, TL		ALR0427
<b>1980 Renault</b>					
LeCar	Voltage Regulator	1.4L	GTL, TL		ALR0427
<b>1981 Renault</b>					
LeCar	Voltage Regulator	1.4L	Base, Deluxe		ALR0427

Vehicle	Part Type	Engine Size	Trim	Note(s)	Part Number
<b>1982 Renault</b>					
Fuego	Voltage Regulator	1.6L	Base, Turbo		ALR0427
R18i	Voltage Regulator	1.6L	Base, Deluxe		ALR0427
<b>1983 Renault</b>					
Fuego	Voltage Regulator	1.6L	Base, Turbo		ALR0427
R18i	Voltage Regulator	1.6L	Deluxe		ALR0427
<b>1984 Renault</b>					
Fuego	Voltage Regulator	1.6L	Turbo		ALR0427
R18	Voltage Regulator	1.6L	Base, GTS, TS		ALR0427
<b>1975 Saab</b>					
99	Voltage Regulator	2.0L	EMS, L	Bosch Design, GAS	ALR0216
99	Voltage Regulator	2.0L	EMS, L	Valeo Paris Rhone Design, GAS	ALR0340
99	Voltage Regulator	2.0L	EMS, L	Bosch Design, GAS	ALR0514
<b>1976 Saab</b>					
99	Voltage Regulator	2.0L	EMS, GL, GLE, L	Bosch Design, GAS	ALR0216
99	Voltage Regulator	2.0L	EMS, GL, GLE, L	Valeo Paris Rhone Design, GAS	ALR0340
99	Voltage Regulator	2.0L	EMS, GL, GLE, L	Bosch Design, GAS	ALR0514
<b>1977 Saab</b>					
99	Voltage Regulator	2.0L	EMS, GL, GLE	Bosch Design, GAS	ALR0216
99	Voltage Regulator	2.0L	EMS, GL, GLE	Valeo Paris Rhone Design, GAS	ALR0340
99	Voltage Regulator	2.0L	EMS, GL, GLE	Bosch Design, GAS	ALR0514
<b>1978 Saab</b>					
99	Voltage Regulator	2.0L	EMS, GL, GLE, L, Turbo	Bosch Design, GAS	ALR0216
99	Voltage Regulator	2.0L	EMS, GL, GLE, L, Turbo	Valeo Paris Rhone Design, GAS	ALR0340
99	Voltage Regulator	2.0L	EMS, GL, GLE, L, Turbo	Bosch Design, GAS	ALR0514
<b>1980 Saab</b>					
99	Voltage Regulator	2.0L	GL	Bosch Design, GAS	ALR0216
99	Voltage Regulator	2.0L	GL	Valeo Paris Rhone Design, GAS	ALR0340
99	Voltage Regulator	2.0L	GL	Bosch Design, GAS	ALR0514

Vehicle	Part Type	Engine Size	Trim	Note(s)	Part Number
<b>1985 Saab</b>					
900	Voltage Regulator	2.0L	Base, S, Turbo		ALR0514
<b>1986 Saab</b>					
900	Voltage Regulator	2.0L	Base, S, SPG, Turbo		ALR0514
9000	Voltage Regulator	2.0L	Turbo		ALR0514
<b>1987 Saab</b>					
900	Voltage Regulator	2.0L	Base, S, SPG, Turbo		ALR0514
9000	Voltage Regulator	2.0L	S, Turbo		ALR0514
<b>1988 Saab</b>					
900	Voltage Regulator	2.0L	Base, S, SPG, Turbo		ALR0514
9000	Voltage Regulator	2.0L	S, Turbo		ALR0514
<b>1989 Saab</b>					
900	Voltage Regulator	2.0L	Base, S, SPG, Turbo		ALR0514
9000	Voltage Regulator	2.0L	Base, CD, D, S		ALR0514
<b>1990 Saab</b>					
900	Voltage Regulator	2.0L	Base, S, SPG, Turbo		ALR0514
9000	Voltage Regulator	2.0L, 2.3L	CD, D, S, Turbo		ALR0514
<b>1991 Saab</b>					
900	Voltage Regulator	2.0L, 2.1L	Base, S, S Turbo, SE Turbo, SPG		ALR0514
9000	Voltage Regulator	2.3L	Base, CD, CD Turbo, S, SPG, Turbo		ALR0514
<b>1992 Saab</b>					
900	Voltage Regulator	2.0L, 2.1L	Base, S, Turbo		ALR0514
9000	Voltage Regulator	2.3L	Base, CD, CD Griffin Edition, CD Turbo, S, Turbo		ALR0514
<b>1993 Saab</b>					
900	Voltage Regulator	2.0L, 2.1L	S, Turbo, Turbo Commemorative Edition		ALR0514
9000	Voltage Regulator	2.3L	Aero, CD, CD Turbo, CDE, CDE Turbo, CS, CS Turbo, CSE, CSE Turbo		ALR0514
<b>1994 Saab</b>					
900	Voltage Regulator	2.0L, 2.1L, 2.3L, 2.5L	S, SE, SE Turbo, Turbo, Turbo Commemorative Edition		ALR0514
9000	Voltage Regulator	2.3L	Aero, CD Turbo, CDE, CDE Turbo, CS, CS Turbo, CSE, CSE Turbo		ALR0514
<b>1995 Saab</b>					
900	Voltage Regulator	2.0L	SE Turbo	GAS, B204L	ALR0514

Vehicle	Part Type	Engine Size	Trim	Note(s)	Part Number
<b>1995 Saab (cont'd)</b>					
900	Voltage Regulator	2.3L	S	GAS, B234I	ALR0514
900	Voltage Regulator	2.5L	SE	GAS, B258I	ALR0514
900	Voltage Regulator	2.0L	SE Turbo	120 A, GAS, B204L	ALR0552
900	Voltage Regulator	2.3L	S	120 A, GAS, B234I	ALR0552
900	Voltage Regulator	2.5L	SE	120 A, GAS, B258I	ALR0552
9000	Voltage Regulator	2.3L	CS	GAS, B234E	ALR0514
9000	Voltage Regulator	2.3L	Aero, CSE Turbo	GAS, B234L	ALR0514
9000	Voltage Regulator	2.3L	Aero	GAS, B234R	ALR0514
9000	Voltage Regulator	2.3L	CS	110 A, To Vin # S1036359, GAS, B234E	ALR0552
9000	Voltage Regulator	2.3L	Aero, CSE Turbo	110 A, To Vin # S1036359, GAS, B234L	ALR0552
9000	Voltage Regulator	2.3L	Aero	110 A, To Vin # S1036359, GAS, B234R	ALR0552
9000	Voltage Regulator	3.0L	CDE, CSE	110 A, To Vin # S1036359, GAS, B308I	ALR0552
<b>1996 Saab</b>					
900	Voltage Regulator	2.0L, 2.3L, 2.5L	S, SE, SE Turbo		ALR0514
9000	Voltage Regulator	2.3L	Aero, CS, CSE Turbo		ALR0514
<b>1997 Saab</b>					
900	Voltage Regulator	2.0L, 2.3L, 2.5L	S, SE, SE Turbo		ALR0514
9000	Voltage Regulator	2.3L	Aero, CS, CSE Turbo		ALR0514
<b>1998 Saab</b>					
900	Voltage Regulator	2.0L, 2.3L	S, S Turbo, SE Turbo		ALR0514
9000	Voltage Regulator	2.3L	CSE Turbo		ALR0514
<b>1999 Saab</b>					
9-3	Ignition Coil	2.3L	Viggen		IGC4063
9-5	Ignition Coil	2.3L	Base, SE		IGC4063
<b>2000 Saab</b>					
9-3	Ignition Coil	2.0L, 2.3L	Base, SE, Viggen		IGC4063
9-5	Ignition Coil	2.3L	2.3t, Aero, Gary Fisher		IGC4063
<b>2001 Saab</b>					
9-3	Voltage Regulator	2.0L, 2.3L	Base, SE, Viggen	130 A	ALR0552
9-3	Voltage Regulator	2.0L, 2.3L	Base, SE, Viggen	140 A, SPECIAL ORDER ONLY	ALR0589-D
9-3	Ignition Coil	2.0L, 2.3L	Base, SE, Viggen		IGC4063

Vehicle	Part Type	Engine Size	Trim	Note(s)	Part Number
<b>2001 Saab (cont'd)</b>					
9-3	Manifold Absolute Pressure Sensor	2.0L, 2.3L	Base, SE, Viggen	9400	PRS8204HU-D
9-5	Voltage Regulator	3.0L	SE		ALR0552
9-5	Voltage Regulator	2.3L	2.3t, Aero	130 A	ALR0552
9-5	Voltage Regulator	2.3L	2.3t, Aero	140 A, SPECIAL ORDER ONLY	ALR0589-D
9-5	Ignition Coil	2.3L	2.3t, Aero		IGC4063
<b>2002 Saab</b>					
9-3	Voltage Regulator	2.0L, 2.3L	SE, Viggen	90 A	ALR0552
9-3	Voltage Regulator	2.0L, 2.3L	SE, Viggen	140 A, SPECIAL ORDER ONLY	ALR0589-D
9-3	Ignition Coil	2.0L, 2.3L	SE, Viggen		IGC4063
9-3	Manifold Absolute Pressure Sensor	2.0L, 2.3L	SE, Viggen	9400	PRS8204HU-D
9-5	Voltage Regulator	3.0L	Arc		ALR0552
9-5	Voltage Regulator	2.3L	2.3t, Aero, Linear	140 A, SPECIAL ORDER ONLY	ALR0589-D
9-5	Ignition Coil	2.3L	2.3t, Aero, Linear		IGC4063
9-5	Manifold Absolute Pressure Sensor	2.3L, 3.0L	Aero, Arc, Linear	9600	PRS8204HU-D
<b>2003 Saab</b>					
9-3	Voltage Regulator	2.0L	SE	90 A	ALR0552
9-3	Voltage Regulator	2.0L	SE	140 A, SPECIAL ORDER ONLY	ALR0589-D
9-3	Ignition Coil	2.0L	SE		IGC4063
9-3	Mass Air Flow Sensor	2.0L	Arc, Linear, SE, Vector	Actual OE	MAF0011
9-5	Voltage Regulator	3.0L	Arc		ALR0552
9-5	Voltage Regulator	2.3L	2.3t, Aero, Linear	140 A, SPECIAL ORDER ONLY	ALR0589-D
9-5	Ignition Coil	2.3L	2.3t, Aero, Linear		IGC4063
9-5	Manifold Absolute Pressure Sensor	2.3L, 3.0L	Aero, Arc, Linear	9600	PRS8204HU-D
<b>2004 Saab</b>					
9-3	Mass Air Flow Sensor	2.0L	Aero, Arc, Linear, Vector	Actual OE	MAF0011
9-5	Voltage Regulator	2.3L	2.3t, Aero, Arc, Linear	140 A, SPECIAL ORDER ONLY	ALR0589-D
9-5	Ignition Coil	2.3L	2.3t, Aero, Arc, Linear		IGC4063
9-5	Manifold Absolute Pressure Sensor	2.3L	Aero, Arc, Linear	9600	PRS8204HU-D
<b>2005 Saab</b>					
9-3	Mass Air Flow Sensor	2.0L	Aero, Arc, Linear	Actual OE	MAF0011

Vehicle	Part Type	Engine Size	Trim	Note(s)	Part Number
<b>2005 Saab (cont'd)</b>					
9-5	Voltage Regulator	2.3L	2.3t, Aero, Arc, Linear	140 A, SPECIAL ORDER ONLY	ALR0589-D
9-5	Ignition Coil	2.3L	2.3t, Aero, Arc, Linear		IGC4063
9-5	Manifold Absolute Pressure Sensor	2.3L	Aero, Arc, Linear	9600	PRS8204HU-D
<b>2006 Saab</b>					
9-3	Engine Camshaft Position Sensor	2.8L	Aero	9440	CPS8122HU-D
9-3	Mass Air Flow Sensor	2.0L	2.0T, Aero, Arc, Linear	Actual OE	MAF0011
9-5	Voltage Regulator	2.3L	2.3t, Aero, Arc	140 A, SPECIAL ORDER ONLY	ALR0589-D
9-5	Ignition Coil	2.3L	2.3t, Aero, Arc		IGC4063
9-5	Manifold Absolute Pressure Sensor	2.3L	2.3t	9600	PRS8204HU-D
9-7x	Mass Air Flow Sensor	4.2L	4.2i	Actual OE, 5 Pins	MAF0034
<b>2007 Saab</b>					
9-3	Engine Camshaft Position Sensor	2.8L	Aero	9440	CPS8122HU-D
9-3	Mass Air Flow Sensor	2.0L	2.0T, Aero, Aero 60 Aniversario, Arc, Linear	Actual OE	MAF0011
9-5	Voltage Regulator	2.3L	2.3t	140 A, SPECIAL ORDER ONLY	ALR0589-D
9-5	Ignition Coil	2.3L	2.3t		IGC4063
9-5	Manifold Absolute Pressure Sensor	2.3L	2.3t	9600	PRS8204HU-D
9-7x	Mass Air Flow Sensor	4.2L	4.2i	Actual OE, 5 Pins	MAF0034
<b>2008 Saab</b>					
9-3	Engine Camshaft Position Sensor	2.8L	Aero, Aero XWD, Turbo X	9440	CPS8122HU-D
9-3	Mass Air Flow Sensor	2.0L	2.0T, Aero Sport, Linear, Linear Lujo, Linear Premium	Actual OE	MAF0011
9-5	Voltage Regulator	2.3L	2.3t, Aero	140 A, SPECIAL ORDER ONLY	ALR0589-D
9-5	Ignition Coil	2.3L	2.3t, Aero		IGC4063
9-5	Manifold Absolute Pressure Sensor	2.3L	2.3t, Aero	9600	PRS8204HU-D
9-7x	Mass Air Flow Sensor	4.2L	4.2i	Actual OE, 5 Pins	MAF0034
<b>2009 Saab</b>					
9-3	Engine Camshaft Position Sensor	2.8L	Aero, Aero Sport, Aero XWD	9440	CPS8122HU-D



Vehicle	Part Type	Engine Size	Trim	Note(s)	Part Number
<b>2009 Saab (cont'd)</b>					
9-3	Mass Air Flow Sensor	2.0L	2.0T, Linear	Actual OE	MAF0011
9-5	Voltage Regulator	2.3L	2.3t, Aero, Griffin	140 A, SPECIAL ORDER ONLY	ALR0589-D
9-5	Ignition Coil	2.3L	2.3t, Aero, Griffin		IGC4063
9-5	Manifold Absolute Pressure Sensor	2.3L	2.3t, Aero, Griffin	9600	PRS8204HU-D
9-7x	Mass Air Flow Sensor	4.2L	4.2i	Actual OE, 5 Pins	MAF0034
<b>2010 Saab</b>					
9-3	Mass Air Flow Sensor	2.0L	2.0T, Aero	Actual OE	MAF0011
9-3X	Mass Air Flow Sensor	2.0L	Base	Actual OE	MAF0011
9-5	ABS Wheel Speed Sensor	2.8L	Aero	W/O continuous damping control; Standard front strut; W/O Harness, Front	ABS1637-HU
9-5	Fuel Injection Throttle Body	2.8L	Aero	Actual OE	ETB0018
9-5	Ignition Coil	2.8L	Aero		IGC0173
<b>2011 Saab</b>					
9-3	Mass Air Flow Sensor	2.0L	Aero, Turbo4	Actual OE	MAF0011
9-3X	Mass Air Flow Sensor	2.0L	Base	Actual OE	MAF0011
9-5	ABS Wheel Speed Sensor	2.0L, 2.8L	Aero, Turbo4, Turbo6	W/O continuous damping control; Standard front strut; W/O Harness, Front	ABS1637-HU
9-5	Fuel Injection Throttle Body	2.8L	Aero, Turbo6	Actual OE	ETB0018
9-5	Ignition Coil	2.8L	Aero, Turbo6		IGC0173
9-5	Mass Air Flow Sensor	2.0L	Turbo4	Actual OE, 5 Pins	MAF0034
<b>1990 Subaru</b>					
Legacy	Ignition Knock (Detonation) Sensor	2.2L	Base, L, LS	Actual OE	KNS0004
Legacy	Mass Air Flow Sensor	2.2L	Base, L, LS	Actual OE	MAF0096
<b>1991 Subaru</b>					
Legacy	Ignition Knock (Detonation) Sensor	2.2L	L, LS, LSi, Sport	Actual OE	KNS0004

Vehicle	Part Type	Engine Size	Trim	Note(s)	Part Number
<b>1991 Subaru (cont'd)</b>					
Legacy	Mass Air Flow Sensor	2.2L	L, LS, LSi, Sport	Actual OE	MAF0096
<b>1992 Subaru</b>					
Legacy	Ignition Knock (Detonation) Sensor	2.2L	L, LS, LSi, Sport	Actual OE	KNS0004
Legacy	Mass Air Flow Sensor	2.2L	L, LS, LSi, Sport	Actual OE	MAF0096
<b>1993 Subaru</b>					
Impreza	Fuel Injector	1.8L	Base, L, LS	Actual OE	FIJ0027
Impreza	Ignition Coil	1.8L	Base, L, LS	Actual OE	IGC0057
Impreza	Mass Air Flow Sensor	1.8L	Base, L, LS	Actual OE	MAF0096
Legacy	Ignition Knock (Detonation) Sensor	2.2L	L, LS, LSi, Sport	Actual OE	KNS0004
Legacy	Mass Air Flow Sensor	2.2L	L, LS, LSi, Sport	Actual OE	MAF0096
<b>1994 Subaru</b>					
Impreza	Fuel Injector	1.8L	Base, L, LS	Actual OE	FIJ0027
Impreza	Ignition Coil	1.8L	Base, L, LS	Actual OE	IGC0057
Impreza	Mass Air Flow Sensor	1.8L	Base, L, LS	Actual OE	MAF0096
Legacy	Ignition Coil	2.2L	Alpine Sport, GT, L, LS, LSi, Outdoor, Sport, Sun Sport, Touring	Actual OE	IGC0057
Legacy	Ignition Knock (Detonation) Sensor	2.2L	Alpine Sport, GT, L, LS, LSi, Outdoor, Sport, Sun Sport, Touring	Actual OE	KNS0004
Legacy	Mass Air Flow Sensor	2.2L	Alpine Sport, GT, L, LS, LSi, Outdoor, Sport, Sun Sport, Touring	Actual OE	MAF0096
<b>1995 Subaru</b>					
Impreza	Fuel Injector	1.8L	Base, L, Outback	Actual OE	FIJ0027
Impreza	Ignition Coil	1.8L	Base, L, L 4x4, Outback	Actual OE	IGC0057
Impreza	Ignition Coil	2.2L	L, LX, Outback		IGC8737-HU
Impreza	Ignition Knock (Detonation) Sensor	2.2L	L, LX, Outback	Actual OE	KNS0004
Impreza	Mass Air Flow Sensor	1.8L, 2.2L	Base, L, L 4x4, LX, Outback	Actual OE	MAF0096
Legacy	Fuel Pump	2.2L	Base, L	FWD, SPECIAL ORDER ONLY	FUP3362HU-D
Legacy	Ignition Coil	2.2L	Base, Brighton, L, LS, LSi, Outback, Postal		IGC8737-HU

Vehicle	Part Type	Engine Size	Trim	Note(s)	Part Number
<b>1995 Subaru (cont'd)</b>					
Legacy	Ignition Knock (Detonation) Sensor	2.2L	Base, Brighton, L, LS, LSi, Outback, Postal	Actual OE	KNS0004
Legacy	Mass Air Flow Sensor	2.2L	Base, Brighton, L, LS, LSi, Outback, Postal	Actual OE	MAF0096
SVX	Ignition Knock (Detonation) Sensor	3.3L	L, LS, LSi	Actual OE	KNS0004
<b>1996 Subaru</b>					
Impreza	Fuel Injector	1.8L	Brighton, L	Actual OE	FIJ0027
Impreza	Fuel Injector	2.2L	L, LX, Outback	From 03/1996, Actual OE	FIJ0027
Impreza	Fuel Pump	2.2L	L, LX, Outback	From 04/1995, To 06/1996, SPECIAL ORDER ONLY	FUP3362HU-D
Impreza	Ignition Coil	1.8L	Brighton, L	Actual OE	IGC0057
Impreza	Ignition Coil	2.2L	L, LX, Outback	To 06/1996	IGC8737-HU
Impreza	Ignition Knock (Detonation) Sensor	2.2L	L, LX, Outback	To 06/1996, Actual OE	KNS0004
Impreza	Ignition Knock (Detonation) Sensor	1.8L	Brighton, L	Actual OE	KNS0005
Impreza	Ignition Knock (Detonation) Sensor	2.2L	L, LX, Outback	From 03/1996, Actual OE	KNS0005
Impreza	Mass Air Flow Sensor	1.8L, 2.2L	Brighton, L, LX, Outback	Actual OE	MAF0096
Legacy	Fuel Injector	2.2L	Brighton, L, LS, Outback, Postal	From 12/1995, Actual OE	FIJ0027
Legacy	Fuel Pump	2.2L	L	From 10/1993, To 06/1996, FWD, EJ22E, SPECIAL ORDER ONLY	FUP3362HU-D
Legacy	Ignition Coil	2.2L, 2.5L	Brighton, GT, L, LS, LSi, Outback, Postal	To 06/1996	IGC8737-HU
Legacy	Ignition Knock (Detonation) Sensor	2.2L, 2.5L	Brighton, GT, L, LS, LSi, Outback, Postal	To 06/1996, Actual OE	KNS0004
Legacy	Ignition Knock (Detonation) Sensor	2.2L, 2.5L	Brighton, GT, L, LS, LSi, Outback, Postal	From 12/1995, Actual OE	KNS0005
Legacy	Mass Air Flow Sensor	2.2L, 2.5L	Brighton, GT, L, LS, LSi, Outback, Postal	Actual OE	MAF0096
SVX	Ignition Knock (Detonation) Sensor	3.3L	L, LSi	Actual OE	KNS0004
<b>1997 Subaru</b>					
Impreza	Fuel Injector	1.8L, 2.2L	Brighton, L, Outback	Actual OE	FIJ0027

Vehicle	Part Type	Engine Size	Trim	Note(s)	Part Number
<b>1997 Subaru (cont'd)</b>					
Impreza	Fuel Pump	2.2L	Brighton, L, Outback	EJ22EZ, SPECIAL ORDER ONLY	FUP3362HU-D
Impreza	Fuel Pump	2.2L	Brighton, L, Outback	From 04/1995, To 06/1996, EJ22E, SPECIAL ORDER ONLY	FUP3362HU-D
Impreza	Ignition Coil	1.8L	Brighton	Actual OE	IGC0057
Impreza	Ignition Coil	2.2L	Brighton, L, Outback	To 06/1996	IGC8737-HU
Impreza	Ignition Knock (Detonation) Sensor	2.2L	Brighton, L, Outback	To 06/1996, Actual OE	KNS0004
Impreza	Ignition Knock (Detonation) Sensor	1.8L	Brighton	Actual OE	KNS0005
Impreza	Ignition Knock (Detonation) Sensor	2.2L	Brighton, L, Outback	From 03/1996, Actual OE	KNS0005
Impreza	Mass Air Flow Sensor	1.8L, 2.2L	Brighton, L, Outback	Actual OE	MAF0096
Legacy	Fuel Injector	2.2L	Brighton, L, Postal	Actual OE	FIJ0027
Legacy	Ignition Knock (Detonation) Sensor	2.2L	Brighton, L, Postal	To 06/1996, Actual OE	KNS0004
Legacy	Ignition Knock (Detonation) Sensor	2.5L	GT, LSi, Outback, Outback Limited	Actual OE	KNS0005
Legacy	Mass Air Flow Sensor	2.2L, 2.5L	Brighton, GT, L, LSi, Outback, Outback Limited, Postal	Actual OE	MAF0096
SVX	Ignition Knock (Detonation) Sensor	3.3L	L, LSi	Actual OE	KNS0004
<b>1998 Subaru</b>					
Forester	Fuel Pump	2.5L	Base, L, S	SPECIAL ORDER ONLY	FUP3362HU-D
Forester	Ignition Coil	2.5L	Base, L, S		IGC8737-HU
Forester	Ignition Knock (Detonation) Sensor	2.5L	Base, L, S	Actual OE	KNS0005
Forester	Mass Air Flow Sensor	2.5L	Base, L, S	Actual OE	MAF0096
Forester	Spark Plug Wire	2.5L	Base, L, S	1, SPECIAL ORDER ONLY	SPW4370HU-D
Forester	Spark Plug Wire	2.5L	Base, L, S	2, SPECIAL ORDER ONLY	SPW4370HU-D
Forester	Spark Plug Wire	2.5L	Base, L, S	3, SPECIAL ORDER ONLY	SPW4370HU-D
Forester	Spark Plug Wire	2.5L	Base, L, S	4, SPECIAL ORDER ONLY	SPW4370HU-D

Vehicle	Part Type	Engine Size	Trim	Note(s)	Part Number
<b>1998 Subaru (cont'd)</b>					
Forester	Throttle Position Sensor	2.5L	Base, L, S	Actual OE	TPS0008
Impreza	Fuel Injector	2.2L	L, Outback	Actual OE	FIJ0027
Impreza	Fuel Pump	2.2L	L, Outback	EJ22EZ, SPECIAL ORDER ONLY	FUP3362HU-D
Impreza	Fuel Pump	2.5L	RS	EJ25D, SPECIAL ORDER ONLY	FUP3362HU-D
Impreza	Ignition Coil	2.2L	L, Outback	From 12/1997	IGC0125
Impreza	Ignition Coil	2.5L	RS		IGC8737-HU
Impreza	Ignition Knock (Detonation) Sensor	2.5L	RS	Actual OE	KNS0005
Impreza	Ignition Knock (Detonation) Sensor	2.2L	L, Outback	From 12/1997, Actual OE	KNS0006
Impreza	Mass Air Flow Sensor	2.2L, 2.5L	L, Outback, RS	Actual OE	MAF0096
Impreza	Spark Plug Wire	2.2L, 2.5L	L, Outback, RS	1, SPECIAL ORDER ONLY	SPW4370HU-D
Impreza	Spark Plug Wire	2.2L, 2.5L	L, Outback, RS	2, SPECIAL ORDER ONLY	SPW4370HU-D
Impreza	Spark Plug Wire	2.2L, 2.5L	L, Outback, RS	3, SPECIAL ORDER ONLY	SPW4370HU-D
Impreza	Spark Plug Wire	2.2L, 2.5L	L, Outback, RS	4, SPECIAL ORDER ONLY	SPW4370HU-D
Impreza	Throttle Position Sensor	2.2L, 2.5L	L, Outback, RS	Actual OE	TPS0008
Legacy	Fuel Injector	2.2L	Brighton, L, Postal	Actual OE	FIJ0027
Legacy	Ignition Knock (Detonation) Sensor	2.5L	GT, GT Limited, Outback	Actual OE	KNS0005
Legacy	Ignition Knock (Detonation) Sensor	2.2L	Brighton, L, Postal	From 10/1997, Actual OE	KNS0006
Legacy	Mass Air Flow Sensor	2.2L, 2.5L	Brighton, GT, GT Limited, L, Outback, Postal	Actual OE	MAF0096
Legacy	Throttle Position Sensor	2.2L, 2.5L	Brighton, GT, GT Limited, L, Outback, Postal	Actual OE	TPS0008
<b>1999 Subaru</b>					
Forester	Fuel Injector	2.5L	Base, L, S	Actual OE	FIJ0028
Forester	Fuel Pump	2.5L	Base, L, S	SPECIAL ORDER ONLY	FUP3362HU-D
Forester	Ignition Coil	2.5L	Base, L, S		IGC0125
Forester	Ignition Knock (Detonation) Sensor	2.5L	Base, L, S	Actual OE	KNS0006
Forester	Spark Plug Wire	2.5L	Base, L, S	1, SPECIAL ORDER ONLY	SPW4370HU-D

Vehicle	Part Type	Engine Size	Trim	Note(s)	Part Number
<b>1999 Subaru (cont'd)</b>					
Forester	Spark Plug Wire	2.5L	Base, L, S	2, SPECIAL ORDER ONLY	SPW4370HU-D
Forester	Spark Plug Wire	2.5L	Base, L, S	3, SPECIAL ORDER ONLY	SPW4370HU-D
Forester	Spark Plug Wire	2.5L	Base, L, S	4, SPECIAL ORDER ONLY	SPW4370HU-D
Impreza	Fuel Injector	2.2L, 2.5L	L, Outback, RS	Actual OE	FIJ0028
Impreza	Fuel Pump	2.2L, 2.5L	L, Outback, RS	SPECIAL ORDER ONLY	FUP3362HU-D
Impreza	Ignition Coil	2.2L, 2.5L	L, Outback, RS		IGC0125
Impreza	Ignition Knock (Detonation) Sensor	2.2L, 2.5L	L, Outback, RS	Actual OE	KNS0006
Impreza	Spark Plug Wire	2.2L, 2.5L	L, Outback, RS	1, SPECIAL ORDER ONLY	SPW4370HU-D
Impreza	Spark Plug Wire	2.2L, 2.5L	L, Outback, RS	2, SPECIAL ORDER ONLY	SPW4370HU-D
Impreza	Spark Plug Wire	2.2L, 2.5L	L, Outback, RS	3, SPECIAL ORDER ONLY	SPW4370HU-D
Impreza	Spark Plug Wire	2.2L, 2.5L	L, Outback, RS	4, SPECIAL ORDER ONLY	SPW4370HU-D
Legacy	Ignition Knock (Detonation) Sensor	2.5L	GT, Limited 30th Anniversary, Outback, Outback Limited, SUS 30th Anniversary	Actual OE	KNS0005
Legacy	Ignition Knock (Detonation) Sensor	2.2L	Brighton, GT, L, L 30th Anniversary, Limited 30th Anniversary, SUS 30th Anniversary	To 05/1999, Actual OE	KNS0006
Legacy	Mass Air Flow Sensor	2.2L, 2.5L	Brighton, GT, L, L 30th Anniversary, Limited 30th Anniversary, Outback, Outback Limited, SUS 30th Anniversary	Actual OE	MAF0096
Legacy	Throttle Position Sensor	2.2L, 2.5L	Brighton, GT, L, L 30th Anniversary, Limited 30th Anniversary, Outback, Outback Limited, SUS 30th Anniversary	Actual OE	TPS0008
<b>2000 Subaru</b>					
Forester	Fuel Injector	2.5L	Base, L, S	Actual OE	FIJ0029
Forester	Fuel Pump	2.5L	Base, L, S	SPECIAL ORDER ONLY	FUP3362HU-D
Forester	Ignition Coil	2.5L	Base, L, S		IGC0125
Forester	Ignition Knock (Detonation) Sensor	2.5L	Base, L, S	Actual OE	KNS0006
Forester	Spark Plug Wire	2.5L	Base, L, S	1, SPECIAL ORDER ONLY	SPW4370HU-D

Vehicle	Part Type	Engine Size	Trim	Note(s)	Part Number
<b>2000 Subaru (cont'd)</b>					
Forester	Spark Plug Wire	2.5L	Base, L, S	2, SPECIAL ORDER ONLY	SPW4370HU-D
Forester	Spark Plug Wire	2.5L	Base, L, S	3, SPECIAL ORDER ONLY	SPW4370HU-D
Forester	Spark Plug Wire	2.5L	Base, L, S	4, SPECIAL ORDER ONLY	SPW4370HU-D
Impreza	Fuel Injector	2.5L	RS	Actual OE	FIJ0029
Impreza	Fuel Pump	2.2L, 2.5L	L, Outback, RS	SPECIAL ORDER ONLY	FUP3362HU-D
Impreza	Ignition Coil	2.2L, 2.5L	L, Outback, RS		IGC0125
Impreza	Ignition Knock (Detonation) Sensor	2.2L, 2.5L	L, Outback, RS	Actual OE	KNS0006
Impreza	Spark Plug Wire	2.2L, 2.5L	L, Outback, RS	1, SPECIAL ORDER ONLY	SPW4370HU-D
Impreza	Spark Plug Wire	2.2L, 2.5L	L, Outback, RS	2, SPECIAL ORDER ONLY	SPW4370HU-D
Impreza	Spark Plug Wire	2.2L, 2.5L	L, Outback, RS	3, SPECIAL ORDER ONLY	SPW4370HU-D
Impreza	Spark Plug Wire	2.2L, 2.5L	L, Outback, RS	4, SPECIAL ORDER ONLY	SPW4370HU-D
Legacy	Alternator	2.5L	Brighton, GT, GT Limited, L	EJ251, Automatic, Actual OE	ALR0048
Legacy	Alternator	2.5L	Brighton, GT, GT Limited, L	EJ252, Automatic, Actual OE	ALR0048
Legacy	Ignition Knock (Detonation) Sensor	2.5L	Brighton, GT, GT Limited, L	Actual OE	KNS0006
Outback	Alternator	2.5L	Base, Limited	EJ251, Automatic, Actual OE	ALR0048
Outback	Alternator	2.5L	Base, Limited	EJ252, Automatic, Actual OE	ALR0048
Outback	Ignition Knock (Detonation) Sensor	2.5L	Base, Limited	Actual OE	KNS0006
<b>2001 Subaru</b>					
Forester	Fuel Pump	2.5L	Base, L, S	SPECIAL ORDER ONLY	FUP3362HU-D
Forester	Ignition Coil	2.5L	Base, L, S		IGC0125
Forester	Ignition Knock (Detonation) Sensor	2.5L	Base, L, S	Actual OE	KNS0006
Forester	Spark Plug Wire	2.5L	Base, L, S	1, SPECIAL ORDER ONLY	SPW4370HU-D
Forester	Spark Plug Wire	2.5L	Base, L, S	2, SPECIAL ORDER ONLY	SPW4370HU-D
Forester	Spark Plug Wire	2.5L	Base, L, S	3, SPECIAL ORDER ONLY	SPW4370HU-D

Vehicle	Part Type	Engine Size	Trim	Note(s)	Part Number
<b>2001 Subaru (cont'd)</b>					
Forester	Spark Plug Wire	2.5L	Base, L, S	4, SPECIAL ORDER ONLY	SPW4370HU-D
Impreza	Fuel Injector	2.5L	RS	Actual OE	FIJ0029
Impreza	Fuel Pump	2.2L, 2.5L	L, Outback, RS	SPECIAL ORDER ONLY	FUP3362HU-D
Impreza	Ignition Coil	2.2L, 2.5L	L, Outback, RS		IGC0125
Impreza	Ignition Knock (Detonation) Sensor	2.2L, 2.5L	L, Outback, RS	Actual OE	KNS0006
Impreza	Spark Plug Wire	2.2L, 2.5L	L, Outback, RS	1, SPECIAL ORDER ONLY	SPW4370HU-D
Impreza	Spark Plug Wire	2.2L, 2.5L	L, Outback, RS	2, SPECIAL ORDER ONLY	SPW4370HU-D
Impreza	Spark Plug Wire	2.2L, 2.5L	L, Outback, RS	3, SPECIAL ORDER ONLY	SPW4370HU-D
Impreza	Spark Plug Wire	2.2L, 2.5L	L, Outback, RS	4, SPECIAL ORDER ONLY	SPW4370HU-D
Legacy	Alternator	2.5L	GT, GT Limited, L	EJ253, Automatic, Actual OE	ALR0048
Legacy	Ignition Knock (Detonation) Sensor	2.5L	GT, GT Limited, L	Actual OE	KNS0006
Outback	Alternator	2.5L	Base, Limited	EJ253, Automatic, Actual OE	ALR0048
Outback	Ignition Knock (Detonation) Sensor	2.5L	Base, Limited	Actual OE	KNS0006
<b>2002 Subaru</b>					
Forester	Fuel Injector	2.5L	Base, L, S	Actual OE	FIJ0029
Forester	Fuel Pump	2.5L	Base, L, S	SPECIAL ORDER ONLY	FUP3362HU-D
Forester	Ignition Coil	2.5L	Base, L, S		IGC0125
Forester	Ignition Knock (Detonation) Sensor	2.5L	Base, L, S	Actual OE	KNS0006
Forester	Spark Plug Wire	2.5L	Base, L, S	1, SPECIAL ORDER ONLY	SPW4370HU-D
Forester	Spark Plug Wire	2.5L	Base, L, S	2, SPECIAL ORDER ONLY	SPW4370HU-D
Forester	Spark Plug Wire	2.5L	Base, L, S	3, SPECIAL ORDER ONLY	SPW4370HU-D
Forester	Spark Plug Wire	2.5L	Base, L, S	4, SPECIAL ORDER ONLY	SPW4370HU-D
Impreza	Fuel Injector	2.5L	Outback, RS, TS	Actual OE	FIJ0029
Impreza	Ignition Coil	2.0L	WRX		IGC0125
Impreza	Ignition Knock (Detonation) Sensor	2.5L	Outback, RS, TS	Actual OE	KNS0006



Vehicle	Part Type	Engine Size	Trim	Note(s)	Part Number
<b>2002 Subaru (cont'd)</b>					
Impreza	Spark Plug Wire	2.0L, 2.5L	Outback, RS, TS, WRX	1, SPECIAL ORDER ONLY	SPW4370HU-D
Impreza	Spark Plug Wire	2.0L, 2.5L	Outback, RS, TS, WRX	2, SPECIAL ORDER ONLY	SPW4370HU-D
Impreza	Spark Plug Wire	2.0L, 2.5L	Outback, RS, TS, WRX	3, SPECIAL ORDER ONLY	SPW4370HU-D
Impreza	Spark Plug Wire	2.0L, 2.5L	Outback, RS, TS, WRX	4, SPECIAL ORDER ONLY	SPW4370HU-D
Legacy	Alternator	2.5L	GT, GT Limited, L	To 05/2001, Automatic, Actual OE	ALR0048
Legacy	Ignition Knock (Detonation) Sensor	2.5L	GT, GT Limited, L	Actual OE	KNS0006
Outback	Alternator	2.5L	Base, Limited	To 05/2001, Automatic, Actual OE	ALR0048
Outback	Ignition Knock (Detonation) Sensor	2.5L	Base, Limited	Actual OE	KNS0006
<b>2003 Subaru</b>					
Forester	Fuel Injector	2.5L	X, XS	Actual OE	FIJ0029
Forester	Ignition Coil	2.5L	X, XS		IGC0125
Forester	Spark Plug Wire	2.5L	X, XS	1, SPECIAL ORDER ONLY	SPW4370HU-D
Forester	Spark Plug Wire	2.5L	X, XS	2, SPECIAL ORDER ONLY	SPW4370HU-D
Forester	Spark Plug Wire	2.5L	X, XS	3, SPECIAL ORDER ONLY	SPW4370HU-D
Forester	Spark Plug Wire	2.5L	X, XS	4, SPECIAL ORDER ONLY	SPW4370HU-D
Impreza	Fuel Injector	2.5L	Outback, RS, TS	Actual OE	FIJ0029
Impreza	Ignition Coil	2.5L	Outback, RS, TS		IGC0125
Impreza	Ignition Coil	2.0L	WRX	EJ205	IGC4067-D
Impreza	Spark Plug Wire	2.0L, 2.5L	Outback, RS, TS, WRX	1, SPECIAL ORDER ONLY	SPW4370HU-D
Impreza	Spark Plug Wire	2.0L, 2.5L	Outback, RS, TS, WRX	2, SPECIAL ORDER ONLY	SPW4370HU-D
Impreza	Spark Plug Wire	2.0L, 2.5L	Outback, RS, TS, WRX	3, SPECIAL ORDER ONLY	SPW4370HU-D
Impreza	Spark Plug Wire	2.0L, 2.5L	Outback, RS, TS, WRX	4, SPECIAL ORDER ONLY	SPW4370HU-D
<b>2004 Subaru</b>					
Baja	Fuel Injector	2.5L	Turbo	Turbocharged, Actual OE	FIJ0024
Forester	Fuel Injector	2.5L	XT	Turbocharged, Actual OE	FIJ0024

Vehicle	Part Type	Engine Size	Trim	Note(s)	Part Number
<b>2004 Subaru (cont'd)</b>					
Forester	Electric Fuel Pump	2.5L	XT	In-Tank, Turbocharged, Actual OE, COMPLETE MODULE	FUP0004
Forester	Ignition Coil	2.5L	X, XS	Naturally Aspirated	IGC0125
Forester	Spark Plug Wire	2.5L	X, XS, XT	1, SPECIAL ORDER ONLY	SPW4370HU-D
Forester	Spark Plug Wire	2.5L	X, XS, XT	2, SPECIAL ORDER ONLY	SPW4370HU-D
Forester	Spark Plug Wire	2.5L	X, XS, XT	3, SPECIAL ORDER ONLY	SPW4370HU-D
Forester	Spark Plug Wire	2.5L	X, XS, XT	4, SPECIAL ORDER ONLY	SPW4370HU-D
Impreza	Fuel Injector	2.5L	WRX STI	Turbocharged, Actual OE	FIJ0024
Impreza	Electric Fuel Pump	2.0L	WRX	In-Tank, Turbocharged, Actual OE, COMPLETE MODULE	FUP0004
Impreza	Ignition Coil	2.5L	Outback, RS, TS	Naturally Aspirated	IGC0125
Impreza	Ignition Coil	2.0L	WRX	EJ205	IGC4067-D
Impreza	Spark Plug Wire	2.0L, 2.5L	Outback, RS, TS, WRX, WRX STI	1, SPECIAL ORDER ONLY	SPW4370HU-D
Impreza	Spark Plug Wire	2.0L, 2.5L	Outback, RS, TS, WRX, WRX STI	2, SPECIAL ORDER ONLY	SPW4370HU-D
Impreza	Spark Plug Wire	2.0L, 2.5L	Outback, RS, TS, WRX, WRX STI	3, SPECIAL ORDER ONLY	SPW4370HU-D
Impreza	Spark Plug Wire	2.0L, 2.5L	Outback, RS, TS, WRX, WRX STI	4, SPECIAL ORDER ONLY	SPW4370HU-D
<b>2005 Subaru</b>					
Baja	Fuel Injector	2.5L	Turbo	Turbocharged, Actual OE	FIJ0024
Forester	Fuel Injector	2.5L	XT, XT Premium	Turbocharged, Actual OE	FIJ0024
Forester	Electric Fuel Pump	2.5L	X, XS, XS L.L. Bean Edition	To 03/2005, In-Tank, Naturally Aspirated, Actual OE, COMPLETE MODULE	FUP0003
Forester	Electric Fuel Pump	2.5L	XT, XT Premium	To 03/2005, In-Tank, Turbocharged, Actual OE, COMPLETE MODULE	FUP0004
Forester	Ignition Coil	2.5L	X, XS, XS L.L. Bean Edition	Naturally Aspirated	IGC8748-D

Vehicle	Part Type	Engine Size	Trim	Note(s)	Part Number
<b>2005 Subaru (cont'd)</b>					
Impreza	Fuel Injector	2.5L	WRX STI	Turbocharged, Actual OE	FIJ0024
Impreza	Electric Fuel Pump	2.0L	WRX	To 05/2005, In-Tank, Turbocharged, Actual OE, COMPLETE MODULE	FUP0004
Impreza	Ignition Coil	2.0L	WRX	To 05/2005, EJ205	IGC4067-D
Impreza	Ignition Coil	2.5L	Outback Sport, RS	Naturally Aspirated	IGC8748-D
Impreza	Spark Plug Wire	2.0L, 2.5L	Outback Sport, RS, WRX, WRX STI	1, SPECIAL ORDER ONLY	SPW4370HU-D
Impreza	Spark Plug Wire	2.0L, 2.5L	Outback Sport, RS, WRX, WRX STI	2, SPECIAL ORDER ONLY	SPW4370HU-D
Impreza	Spark Plug Wire	2.0L, 2.5L	Outback Sport, RS, WRX, WRX STI	3, SPECIAL ORDER ONLY	SPW4370HU-D
Impreza	Spark Plug Wire	2.0L, 2.5L	Outback Sport, RS, WRX, WRX STI	4, SPECIAL ORDER ONLY	SPW4370HU-D
Legacy	Fuel Injector	2.5L	GT, GT Limited	Turbocharged, Actual OE	FIJ0024
Legacy	Ignition Coil	2.5L	Limited, i	USA and Canada emissions, Naturally Aspirated	IGC8748-D
Outback	Fuel Injector	2.5L	Limited, XT, XT Limited, i	Actual OE	FIJ0024
<b>2006 Subaru</b>					
Baja	Fuel Injector	2.5L	Turbo	Turbocharged, Actual OE	FIJ0024
Forester	Fuel Injector	2.5L	XT Limited	Turbocharged, Actual OE	FIJ0024
Forester	Ignition Coil	2.5L	X, X L.L. Bean Edition	Naturally Aspirated	IGC8748-D
Impreza	Fuel Injector	2.5L	WRX, WRX Limited, WRX STI, WRX TR	Turbocharged, Actual OE	FIJ0024
Impreza	Electric Fuel Pump	2.5L	2.5i	In-Tank, Actual OE, COMPLETE MODULE	FUP0007
Impreza	Ignition Coil	2.5L	2.5i, Outback Sport	Naturally Aspirated	IGC8748-D
Legacy	Fuel Injector	2.5L	GT, GT spec.B	To 06/2006, Turbocharged, Actual OE	FIJ0024
Legacy	Ignition Coil	2.5L	2.5i, 2.5i Limited	USA and Canada emissions, Naturally Aspirated	IGC8748-D
Outback	Fuel Injector	2.5L	2.5i, 2.5i Limited	Naturally Aspirated, Actual OE	FIJ0024
Outback	Fuel Injector	2.5L	XT, XT Limited	Turbocharged, Actual OE	FIJ0024
Outback	Ignition Coil	2.5L	2.5i, 2.5i Limited	USA and Canada emissions, Naturally Aspirated	IGC8748-D

Vehicle	Part Type	Engine Size	Trim	Note(s)	Part Number
<b>2007 Subaru</b>					
Forester	Ignition Coil	2.5L	X, X L.L. Bean Edition, XS, XSL	Naturally Aspirated	IGC8748-D
Impreza	Fuel Injector	2.5L	WRX, WRX Limited, WRX STI, WRX STI Limited, WRX TR	Turbocharged, Actual OE	FIJ0024
Impreza	Electric Fuel Pump	2.5L	2.5i, Outback Sport	To 11/2006, In-Tank, EJ253, Actual OE, COMPLETE MODULE	FUP0007
Impreza	Ignition Coil	2.5L	2.5i, Outback Sport	Naturally Aspirated	IGC8748-D
Legacy	Fuel Injector	2.5L	GT Limited, GT spec.B	Turbocharged, Actual OE	FIJ0024
Legacy	Ignition Coil	2.5L	2.5i, 2.5i Limited, 2.5i Special Edition	Naturally Aspirated	IGC8748-D
Outback	Fuel Injector	2.5L	XT, XT Limited	To 06/2006, Turbocharged, Actual OE	FIJ0024
Outback	Ignition Coil	2.5L	2.5i, 2.5i Basic, 2.5i Limited	Naturally Aspirated	IGC8748-D
<b>2008 Subaru</b>					
Forester	Ignition Coil	2.5L	2.5 X, 2.5 XS, 2.5 XS Premium, Anniversary Edition, Sports 2.5 X, X, X L.L. Bean Edition	Naturally Aspirated	IGC8748-D
Impreza	Ignition Coil	2.5L	2.5i, Outback Sport, Sport	Naturally Aspirated	IGC8748-D
Legacy	Ignition Coil	2.5L	2.5i, 2.5i Limited, 2.5i Special Edition, Limited, Touring	Naturally Aspirated	IGC8748-D
Outback	Ignition Coil	2.5L	2.5i, 2.5i L.L. Bean Edition, 2.5i Limited, 2.5i Limited L.L. Bean Edition, Base, Limited, Premier, Touring	Naturally Aspirated	IGC8748-D
<b>2009 Subaru</b>					
Forester	Electric Fuel Pump	2.5L	X, X Limited, X Premium, X Touring, XS, XSL	EJ253, Actual OE	FUP0035
Impreza	Ignition Coil	2.5L	2.5i, Outback Sport, Sport	Naturally Aspirated	IGC8748-D
Legacy	Ignition Coil	2.5L	2.5i, 2.5i Limited, 2.5i Special Edition, 2.5i Touring, Base	Naturally Aspirated	IGC8748-D
Outback	Ignition Coil	2.5L	2.5i, 2.5i Limited, 2.5i Special Edition	Naturally Aspirated	IGC8748-D
<b>2010 Subaru</b>					
Forester	Electric Fuel Pump	2.5L	X, X Limited, X Premium, X Touring	EJ253, Actual OE	FUP0035
Impreza	Ignition Coil	2.5L	2.5i, 2.5i Limited, 2.5i Premium, Outback Sport, Sport	To 05/2010, Naturally Aspirated	IGC8748-D

Vehicle	Part Type	Engine Size	Trim	Note(s)	Part Number
<b>2011 Subaru</b>					
Forester	Electric Fuel Pump	2.5L	X, X Limited, X Premium, X Touring	FB25BA, Actual OE	FUP0037
Forester	Electric Fuel Pump	2.5L	X, X Limited, X Premium, X Touring	FB25BC, Actual OE	FUP0037
Legacy	Electric Fuel Pump	2.5L	2.5GT	From 02/2011, To 06/2012, Turbocharged, EJ255, Actual OE	FUP0036
<b>2012 Subaru</b>					
Forester	Electric Fuel Pump	2.5L	X, X Limited, X Premium, X Touring	FB25BA, Actual OE	FUP0037
Forester	Electric Fuel Pump	2.5L	X, X Limited, X Premium, X Touring	FB25BC, Actual OE	FUP0037
Impreza	Electric Fuel Pump	2.0L	Base, Limited, Premium, Sport, Sport Limited, Sport Premium, Touring	Naturally Aspirated, FB20, Actual OE	FUP0038
Legacy	Electric Fuel Pump	3.6L	3.6R, 3.6R Limited, 3.6R Premium	From 02/2012, Actual OE	FUP0023
Legacy	Electric Fuel Pump	2.5L	2.5GT	From 02/2011, To 06/2012, Turbocharged, EJ255, Actual OE	FUP0036
Outback	Electric Fuel Pump	3.6L	3.6R, 3.6R Limited, 3.6R Premium	From 02/2012, Actual OE	FUP0023
<b>2013 Subaru</b>					
Forester	Electric Fuel Pump	2.5L	X, X Convenience, X Limited, X Premium, X Touring	FB25BA, Actual OE	FUP0037
Forester	Electric Fuel Pump	2.5L	X, X Convenience, X Limited, X Premium, X Touring	FB25BC, Actual OE	FUP0037
Impreza	Electric Fuel Pump	2.0L	Base, Limited, Premium, Sport, Sport Limited, Sport Premium, Touring	Naturally Aspirated, FB20, Actual OE	FUP0038
Legacy	Electric Fuel Pump	2.5L	2.5i, 2.5i Convenience, 2.5i Limited, 2.5i Premium, 2.5i Touring	Actual OE	FUP0022
Legacy	Electric Fuel Pump	3.6L	3.6R, 3.6R Limited	Actual OE	FUP0023
Outback	Electric Fuel Pump	2.5L	2.5i, 2.5i Convenience, 2.5i Limited, 2.5i Premium, 2.5i Touring	Actual OE	FUP0022
Outback	Electric Fuel Pump	3.6L	3.6R, 3.6R Limited	Actual OE	FUP0023
XV Crosstrek	Electric Fuel Pump	2.0L	Limited, Premium, Sport, Touring	GAS, Naturally Aspirated, FB20, Actual OE	FUP0038
<b>2014 Subaru</b>					
Forester	Fuel Injection Throttle Body	2.0L	2.0XT Limited, 2.0XT Premium, 2.0XT Touring, XT	Actual OE	ETB0064

Vehicle	Part Type	Engine Size	Trim	Note(s)	Part Number
<b>2014 Subaru (cont'd)</b>					
Forester	Fuel Injector	2.0L	2.0XT Limited, 2.0XT Premium, 2.0XT Touring, XT	Actual OE	FIJ0039
Forester	Direct Injection High Pressure Fuel Pump	2.0L	2.0XT Limited, 2.0XT Premium, 2.0XT Touring, XT	DI, Actual OE	HPP0028
Forester	Mass Air Flow Sensor	2.0L	2.0XT Limited, 2.0XT Premium, 2.0XT Touring, XT	Actual OE	MAF0124
Impreza	Electric Fuel Pump	2.0L	Base, Limited, Premium, Sport, Sport Limited, Sport Premium, Touring	Naturally Aspirated, FB20, Actual OE	FUP0038
Legacy	Electric Fuel Pump	2.5L	2.5i, 2.5i Convenience, 2.5i Limited, 2.5i Premium, 2.5i Sport, Base, Sport	Actual OE	FUP0022
Legacy	Electric Fuel Pump	3.6L	3.6R Limited	Actual OE	FUP0023
Outback	Electric Fuel Pump	2.5L	2.5i, 2.5i Convenience, 2.5i Limited, 2.5i Premium, 2.5i Touring, Limited	Actual OE	FUP0022
Outback	Electric Fuel Pump	3.6L	3.6R, 3.6R Limited	Actual OE	FUP0023
XV Crosstrek	Electric Fuel Pump	2.0L	Limited, Premium, Sport, Touring	GAS, Naturally Aspirated, FB20, Actual OE	FUP0038
<b>2015 Subaru</b>					
Forester	Fuel Injection Throttle Body	2.0L	2.0XT Premium, 2.0XT Touring, XT	Actual OE	ETB0064
Forester	Fuel Injector	2.0L, 2.5L	2.0XT Premium, 2.0XT Touring, 2.5i, 2.5i Limited, 2.5i Premium, 2.5i Touring, X, XS, XSL, XT	Actual OE	FIJ0039
Forester	Direct Injection High Pressure Fuel Pump	2.0L	2.0XT Premium, 2.0XT Touring, XT	DI, Actual OE	HPP0028
Forester	Mass Air Flow Sensor	2.0L	2.0XT Premium, 2.0XT Touring, XT	Actual OE	MAF0124
WRX	Fuel Injector	2.0L, 2.5L	Base, Limited, Premium, STI	Actual OE	FIJ0039
WRX	Direct Injection High Pressure Fuel Pump	2.0L	Base, Limited, Premium	DI, Actual OE	HPP0028
WRX	Mass Air Flow Sensor	2.0L	Base, Limited, Premium	Actual OE	MAF0124
<b>2016 Subaru</b>					
Forester	Mass Air Flow Sensor	2.0L	2.0XT Limited, 2.0XT Premium, 2.0XT Touring, XT	Actual OE	MAF0124
WRX	Mass Air Flow Sensor	2.0L	Base, Limited, Premium	Actual OE	MAF0124

Vehicle	Part Type	Engine Size	Trim	Note(s)	Part Number
<b>2017 Subaru</b>					
Forester	Fuel Injection Throttle Body	2.0L	2.0XT Premium, 2.0XT Touring	GAS, Actual OE	ETB0064
WRX	Fuel Injection Throttle Body	2.0L	Base, Limited, Premium	GAS, Actual OE	ETB0064
<b>2018 Subaru</b>					
Forester	Fuel Injection Throttle Body	2.0L	2.0XT Premium, 2.0XT Touring	GAS, Actual OE	ETB0064
WRX	Fuel Injection Throttle Body	2.0L	Base, Limited, Premium	GAS, Actual OE	ETB0064
<b>2019 Subaru</b>					
WRX	Fuel Injection Throttle Body	2.0L	Base, Limited, Premium	GAS, Actual OE	ETB0064
<b>2020 Subaru</b>					
WRX	Fuel Injection Throttle Body	2.0L	6 Man, Base, CVT, Limited, Premium, Sport, Sport-tech, Sport-tech RS	GAS, Actual OE	ETB0064
<b>1998 Suzuki</b>					
Sidekick	Ignition Coil	1.6L, 1.8L	JLX Sport, JS, JS Sport, JX, JX Sport		IGC0124
<b>1999 Suzuki</b>					
Esteem	Ignition Coil	1.8L	GL, GLX, GLX Plus		IGC0124
Esteem	Ignition Coil	1.6L	GL, GLX, GLX Plus		IGC4029-D
Esteem	Spark Plug Wire	1.6L, 1.8L	GL, GLX, GLX Plus	SPECIAL ORDER ONLY	SPW4987HU-D
Esteem	Throttle Position Sensor	1.8L	GL, GLX, GLX Plus	Actual OE	TPS0008
Grand Vitara	Ignition Coil	2.5L	JLX, JLX Plus, JS, JS Plus		IGC0124
Swift	Spark Plug Wire	1.3L	Base	SPECIAL ORDER ONLY	SPW4987HU-D
Vitara	Ignition Coil	2.0L	JS, JS Plus, JX, JX Plus		IGC0124
Vitara	Spark Plug Wire	1.6L	JS, JS Plus, JX, JX Plus	SPECIAL ORDER ONLY	SPW4987HU-D
<b>2000 Suzuki</b>					
Esteem	Ignition Coil	1.8L	GL, GLX, GLX Plus		IGC0124
Esteem	Ignition Coil	1.6L	GL, GLX, GLX Plus		IGC4029-D
Esteem	Spark Plug Wire	1.6L, 1.8L	GL, GLX, GLX Plus	SPECIAL ORDER ONLY	SPW4987HU-D
Grand Vitara	Ignition Coil	2.5L	JLS, JLS Plus, JLX, JLX Plus, Limited		IGC0124
Swift	Spark Plug Wire	1.3L	GA, GL	SPECIAL ORDER ONLY	SPW4987HU-D
Vitara	Ignition Coil	2.0L	JLS, JLX, JS, JX		IGC0124
Vitara	Spark Plug Wire	1.6L	JLS, JLX, JS, JX	SPECIAL ORDER ONLY	SPW4987HU-D

Vehicle	Part Type	Engine Size	Trim	Note(s)	Part Number
<b>2001 Suzuki</b>					
Esteem	Ignition Coil	1.8L	GL, GLX, GLX Plus		IGC0124
Esteem	Spark Plug Wire	1.6L, 1.8L	GL, GLX, GLX Plus	SPECIAL ORDER ONLY	SPW4987HU-D
Grand Vitara	Ignition Coil	2.5L, 2.7L	JLS, JLS Plus, JLS Plus SE, JLX, JLX Plus, JLX Plus SE, Limited, XL-7, XL-7 Limited, XL-7 Plus, XL-7 Touring		IGC0124
Swift	Spark Plug Wire	1.3L	GA, GL	SPECIAL ORDER ONLY	SPW4987HU-D
Vitara	Ignition Coil	2.0L	JLS, JLX, JS, JX		IGC0124
Vitara	Spark Plug Wire	1.6L	JLS, JLX, JS, JX	SPECIAL ORDER ONLY	SPW4987HU-D
<b>2002 Suzuki</b>					
Aerio	Ignition Coil	2.0L	GS, S, SX		IGC0124
Aerio	Throttle Position Sensor	2.0L	GS, S, SX	Actual OE	TPS0008
Esteem	Ignition Coil	1.8L	GL, GLX, GLX Plus		IGC0124
Grand Vitara	Ignition Coil	2.5L	JLS, JLX, Limited		IGC0124
Vitara	Ignition Coil	2.0L	JLS, JLX		IGC0124
Vitara	Spark Plug Wire	1.6L	JA	SPECIAL ORDER ONLY	SPW4987HU-D
XL-7	Ignition Coil	2.7L	Base, Limited, Plus, Touring		IGC0124
<b>2003 Suzuki</b>					
Aerio	Ignition Coil	2.0L	GS, S, SX		IGC0124
Aerio	Throttle Position Sensor	2.0L	GS, S, SX	Actual OE	TPS0008
Grand Vitara	Ignition Coil	2.5L	Base		IGC0124
Vitara	Ignition Coil	2.0L	Base, JLX, JX		IGC0124
XL-7	Ignition Coil	2.7L	Limited, Touring		IGC0124
<b>2004 Suzuki</b>					
Aerio	Fuel Injector	2.3L	LX, S	Actual OE	FIJ0032
Aerio	Ignition Coil	2.3L	LX, S, SX		IGC0124
Aerio	Mass Air Flow Sensor	2.3L	LX, S, SX	Actual OE	MAF0107
Forenza	Ignition Coil	2.0L	EX, LX, S		IGC0163
Grand Vitara	Ignition Coil	2.5L	EX, LX		IGC0124
Vitara	Ignition Coil	2.5L	LX		IGC0124
Vitara	Throttle Position Sensor	2.5L	LX	Actual OE	TPS0008
XL-7	Ignition Coil	2.7L	EX, LX		IGC0124
<b>2005 Suzuki</b>					
Aerio	Fuel Injector	2.3L	LX, S, SX	Actual OE	FIJ0032



Vehicle	Part Type	Engine Size	Trim	Note(s)	Part Number
<b>2005 Suzuki (cont'd)</b>					
Aerio	Ignition Coil	2.3L	LX, S, SX		IGC0124
Aerio	Mass Air Flow Sensor	2.3L	LX, S, SX	Actual OE	MAF0107
Foreza	Ignition Coil	2.0L	EX, LX, S		IGC0163
Grand Vitara	Ignition Coil	2.5L	EX, LX		IGC0124
Reno	Ignition Coil	2.0L	EX, LX, S		IGC0163
XL-7	Ignition Coil	2.7L	EX, LX		IGC0124
<b>2006 Suzuki</b>					
Aerio	Fuel Injector	2.3L	Base, GL, GLS, Premium, SX, SX Premium	Actual OE	FIJ0032
Aerio	Ignition Coil	2.3L	Base, GL, GLS, Premium, SX, SX Premium		IGC0124
Aerio	Mass Air Flow Sensor	2.3L	Base, GL, GLS, Premium, SX, SX Premium	Actual OE	MAF0107
Foreza	Ignition Coil	2.0L	Base, Premium		IGC0163
Grand Vitara	Fuel Injector	2.7L	Base, Luxury, Premium, XSport	Actual OE	FIJ0009
Grand Vitara	Mass Air Flow Sensor	2.7L	Base, Luxury, Premium, XSport	CAN, Actual OE	MAF0131
Grand Vitara	Mass Air Flow Sensor	2.7L	Base, Luxury, Premium, XSport	USA, Actual OE	MAF0131
Reno	Ignition Coil	2.0L	Base, Convenience, Premium		IGC0163
XL-7	Ignition Coil	2.7L	Base, Premium		IGC0124
<b>2007 Suzuki</b>					
Aerio	Fuel Injector	2.3L	Base, GL, GLS, Premium	Actual OE	FIJ0032
Aerio	Ignition Coil	2.3L	Base, GL, GLS, Premium		IGC0124
Aerio	Mass Air Flow Sensor	2.3L	Base, GL, GLS, Premium	Actual OE	MAF0107
Foreza	Ignition Coil	2.0L	Base		IGC0163
Grand Vitara	Fuel Injector	2.7L	Base, Luxury, XSport	Actual OE	FIJ0009
Grand Vitara	Mass Air Flow Sensor	2.7L	Base, Luxury, XSport	CAN, Actual OE	MAF0131
Grand Vitara	Mass Air Flow Sensor	2.7L	Base, Luxury, XSport	USA, Actual OE	MAF0131
Reno	Ignition Coil	2.0L	Base		IGC0163
<b>2008 Suzuki</b>					
Foreza	Ignition Coil	2.0L	Base		IGC0163
Grand Vitara	Fuel Injector	2.7L	Base, JA, JLX, JX, Luxury, XSport	Actual OE	FIJ0009
Grand Vitara	Mass Air Flow Sensor	2.7L	JA, JLX, JX	CAN, Actual OE	MAF0131
Grand Vitara	Mass Air Flow Sensor	2.7L	Base, Luxury, XSport	USA, Actual OE	MAF0131
Reno	Ignition Coil	2.0L	Base		IGC0163

Vehicle	Part Type	Engine Size	Trim	Note(s)	Part Number
<b>2009 Suzuki</b>					
Equator	Ignition Coil	4.0L	Base, JX, RMZ-4, Sport	Actual OE	IGC0006
Equator	Ignition Coil	2.5L	Base, Premium	Actual OE	IGC0011
Equator	Mass Air Flow Sensor	2.5L, 4.0L	Base, JX, Premium, RMZ-4, Sport	No Housing, Actual OE	MAF0031
<b>2010 Suzuki</b>					
Equator	Ignition Coil	4.0L	RMZ-4, Sport	Actual OE	IGC0006
Equator	Ignition Coil	2.5L	Base, Premium	Actual OE	IGC0011
Equator	Mass Air Flow Sensor	2.5L, 4.0L	Base, Premium, RMZ-4, Sport	No Housing, Actual OE	MAF0031
<b>2011 Suzuki</b>					
Equator	Ignition Coil	4.0L	RMZ-4, Sport	Actual OE	IGC0006
Equator	Ignition Coil	2.5L	Base, Premium	Actual OE	IGC0011
Equator	Mass Air Flow Sensor	2.5L, 4.0L	Base, Premium, RMZ-4, Sport	No Housing, Actual OE	MAF0031
<b>2012 Suzuki</b>					
Equator	Ignition Coil	4.0L	RMZ-4, Sport	Actual OE	IGC0006
Equator	Ignition Coil	2.5L	Base, Premium	Actual OE	IGC0011
Equator	Mass Air Flow Sensor	2.5L, 4.0L	Base, Premium, RMZ-4, Sport	No Housing, Actual OE	MAF0031
<b>1995 Jaguar</b>					
XJS	Ignition Amplifier	4.0L	2+2, Base	From VIN (185820)	IGC8031
<b>1996 Jaguar</b>					
XJS	Ignition Amplifier	4.0L	2+2	From VIN (185820)	IGC8031
<b>1997 Jaguar</b>					
XK8	Ignition Coil	4.0L	Base		IGC4007
<b>1998 Jaguar</b>					
Vanden Plas	Ignition Coil	4.0L	Base		IGC4007
XJ8	Ignition Coil	4.0L	Base, L		IGC4007
XJR	Ignition Coil	4.0L	Base		IGC4007
XK8	Ignition Coil	4.0L	Base		IGC4007
<b>1999 Jaguar</b>					
Vanden Plas	Ignition Coil	4.0L	Base		IGC4007
XJ8	Ignition Coil	4.0L	Base, L		IGC4007
XJR	Ignition Coil	4.0L	Base		IGC4007
XK8	Ignition Coil	4.0L	Base		IGC4007
<b>2000 Jaguar</b>					
Vanden Plas	Ignition Coil	4.0L	Base, SC		IGC4007
XJ8	Ignition Coil	4.0L	Base, L		IGC4007
XJR	Ignition Coil	4.0L	Base		IGC4007
XK8	Ignition Coil	4.0L	Base		IGC4007

Vehicle	Part Type	Engine Size	Trim	Note(s)	Part Number
<b>2000 Jaguar (cont'd)</b>					
XKR	Ignition Coil	4.0L	Base		IGC4007
<b>2001 Jaguar</b>					
Vanden Plas	Ignition Coil	4.0L	Base, SC		IGC4007
XJ8	Ignition Coil	4.0L	Base, L		IGC4007
XJR	Ignition Coil	4.0L	Base		IGC4007
XK8	Ignition Coil	4.0L	Base		IGC4007
XKR	Ignition Coil	4.0L	Base, Silverstone		IGC4007
<b>2002 Jaguar</b>					
S-Type	Ignition Coil	4.0L	Base, Sport	From VIN # M45255	IGC0167
S-Type	Ignition Coil	3.0L	Base	From VIN (M45255)	IGC3896-D
S-Type	Mass Air Flow Sensor	3.0L	Base	Primary, From VIN (M45255)	MAF5067
Vanden Plas	Ignition Coil	4.0L	Base, SC		IGC4007
XJ8	Ignition Coil	4.0L	Base, Sport		IGC4007
XJR	Ignition Coil	4.0L	100, Base		IGC4007
XK8	Ignition Coil	4.0L	Base		IGC4007
XKR	Ignition Coil	4.0L	100, Base		IGC4007
X-Type	ABS Wheel Speed Sensor	2.5L, 3.0L	Base, Sport	W/O Harness, Front, SPECIAL ORDER ONLY	ABS1661HU-D
X-Type	ABS Wheel Speed Sensor	2.5L	Base	W/O Harness, Front Left, SPECIAL ORDER ONLY	ABS1661HU-D
X-Type	Ignition Coil	2.5L, 3.0L	Base, Sport		IGC3896-D
X-Type	Mass Air Flow Sensor	2.5L, 3.0L	Base, Sport		MAF5067
<b>2003 Jaguar</b>					
S-Type	Ignition Coil	4.2L	Base, R		IGC0167
S-Type	Ignition Coil	3.0L	Base, Sport		IGC3896-D
S-Type	Mass Air Flow Sensor	3.0L	Base, Sport	Primary	MAF5067
Vanden Plas	Ignition Coil	4.0L	Base, SC		IGC4007
XJ8	Ignition Coil	4.0L	Base, Sport		IGC4007
XJ8	Mass Air Flow Sensor	4.0L	Base, Sport		MAF5067
XJR	Ignition Coil	4.0L	Base		IGC4007
XK8	Ignition Coil	4.2L	Base		IGC0167
XKR	Ignition Coil	4.2L	Base		IGC0167
X-Type	ABS Wheel Speed Sensor	2.5L, 3.0L	Base, Sport	W/O Harness, Front, SPECIAL ORDER ONLY	ABS1661HU-D

Vehicle	Part Type	Engine Size	Trim	Note(s)	Part Number
<b>2003 Jaguar (cont'd)</b>					
X-Type	ABS Wheel Speed Sensor	2.5L	Base	W/O Harness, Front Left, SPECIAL ORDER ONLY	ABS1661HU-D
X-Type	Ignition Coil	2.5L, 3.0L	Base, Sport		IGC3896-D
X-Type	Mass Air Flow Sensor	2.5L, 3.0L	Base, Sport		MAF5067
<b>2004 Jaguar</b>					
S-Type	Ignition Coil	4.2L	Base, R		IGC0167
S-Type	Ignition Coil	3.0L	Base, Sport		IGC3896-D
S-Type	Mass Air Flow Sensor	3.0L	Base, Sport	Primary	MAF5067
Vanden Plas	Ignition Coil	4.2L	Base		IGC0167
XJ8	Ignition Coil	4.2L	Base		IGC0167
XJR	Ignition Coil	4.2L	Base		IGC0167
XK8	Ignition Coil	4.2L	Base		IGC0167
XKR	Ignition Coil	4.2L	Base		IGC0167
X-Type	ABS Wheel Speed Sensor	3.0L	Base, Sport	W/O Harness, Front, SPECIAL ORDER ONLY	ABS1661HU-D
X-Type	ABS Wheel Speed Sensor	2.5L	Base	W/O Harness, Front Left, SPECIAL ORDER ONLY	ABS1661HU-D
X-Type	ABS Wheel Speed Sensor	2.5L	Base	W/O Harness, Front Right, SPECIAL ORDER ONLY	ABS1661HU-D
X-Type	Ignition Coil	2.5L, 3.0L	Base, Sport		IGC3896-D
X-Type	Mass Air Flow Sensor	2.5L, 3.0L	Base, Sport		MAF5067
<b>2005 Jaguar</b>					
S-Type	Ignition Coil	4.2L	R, Sport		IGC0167
S-Type	Ignition Coil	3.0L	Base, Sport		IGC3896-D
S-Type	Mass Air Flow Sensor	3.0L	Base, Sport	Primary	MAF5067
Vanden Plas	Ignition Coil	4.2L	Base		IGC0167
XJ8	Ignition Coil	4.2L	Base, L		IGC0167
XJR	Ignition Coil	4.2L	Base		IGC0167
XK8	Ignition Coil	4.2L	Base		IGC0167
XKR	Ignition Coil	4.2L	Base		IGC0167
X-Type	ABS Wheel Speed Sensor	2.5L, 3.0L	Base, Premium, Sport, Vanden Plas	W/O Harness, Front, SPECIAL ORDER ONLY	ABS1661HU-D
X-Type	Ignition Coil	2.5L, 3.0L	Base, Premium, Sport, Vanden Plas		IGC3896-D

Vehicle	Part Type	Engine Size	Trim	Note(s)	Part Number
<b>2005 Jaguar (cont'd)</b>					
X-Type	Mass Air Flow Sensor	2.5L, 3.0L	Base, Premium, Sport, Vanden Plas		MAF5067
<b>2006 Jaguar</b>					
S-Type	Ignition Coil	4.2L	Base, R, VDP Edition		IGC0167
S-Type	Ignition Coil	3.0L	Base, Sport		IGC3896-D
S-Type	Mass Air Flow Sensor	3.0L	Base, Sport	Primary	MAF5067
Super V8	Ignition Coil	4.2L	Base, Portfolio	From VIN # G49701	IGC0167
Vanden Plas	Ignition Coil	4.2L	Base		IGC0167
XJ8	Ignition Coil	4.2L	Base, L		IGC0167
XJR	Ignition Coil	4.2L	Base		IGC0167
XK8	Ignition Coil	4.2L	Base, Victory Edition		IGC0167
XKR	Ignition Coil	4.2L	Base, Victory Edition		IGC0167
X-Type	ABS Wheel Speed Sensor	3.0L	Base, Sport, VDP Edition	W/O Harness, Front, SPECIAL ORDER ONLY	ABS1661HU-D
X-Type	Ignition Coil	3.0L	Base, Sport, VDP Edition		IGC3896-D
X-Type	Mass Air Flow Sensor	3.0L	Base, Sport, VDP Edition		MAF5067
<b>2007 Jaguar</b>					
S-Type	Ignition Coil	4.2L	Base, R		IGC0167
S-Type	Ignition Coil	3.0L	Base		IGC3896-D
S-Type	Mass Air Flow Sensor	3.0L	Base	Primary	MAF5067
Super V8	Ignition Coil	4.2L	Base		IGC0167
Vanden Plas	Ignition Coil	4.2L	Base		IGC0167
XJ8	Ignition Coil	4.2L	Base, L		IGC0167
XJR	Ignition Coil	4.2L	Base		IGC0167
XK	Ignition Coil	4.2L	Base		IGC0167
XKR	Ignition Coil	4.2L	Base		IGC0167
X-Type	ABS Wheel Speed Sensor	3.0L	Base, Sport	W/O Harness, Front, SPECIAL ORDER ONLY	ABS1661HU-D
X-Type	Ignition Coil	3.0L	Base, Sport		IGC3896-D
X-Type	Mass Air Flow Sensor	3.0L	Base, Sport		MAF5067
<b>2008 Jaguar</b>					
S-Type	Ignition Coil	4.2L	Base, R		IGC0167
S-Type	Ignition Coil	3.0L	Base		IGC3896-D
S-Type	Mass Air Flow Sensor	3.0L	Base	Primary	MAF5067
Super V8	Ignition Coil	4.2L	Base		IGC0167
Vanden Plas	Ignition Coil	4.2L	Base		IGC0167

Vehicle	Part Type	Engine Size	Trim	Note(s)	Part Number
<b>2008 Jaguar (cont'd)</b>					
XJ8	Ignition Coil	4.2L	Base, L		IGC0167
XJR	Ignition Coil	4.2L	Base		IGC0167
XK	Ignition Coil	4.2L	Base		IGC0167
XKR	Ignition Coil	4.2L	Base, Portfolio		IGC0167
X-Type	ABS Wheel Speed Sensor	3.0L	Base, Luxury	W/O Harness, Front, SPECIAL ORDER ONLY	ABS1661HU-D
X-Type	Ignition Coil	3.0L	Base, Luxury		IGC3896-D
X-Type	Mass Air Flow Sensor	3.0L	Base, Luxury		MAF5067
<b>2009 Jaguar</b>					
Super V8	Ignition Coil	4.2L	Base		IGC0167
Vanden Plas	Ignition Coil	4.2L	Base		IGC0167
XF	Ignition Coil	4.2L	Luxury, Premium Luxury, Supercharged		IGC0167
XJ8	Ignition Coil	4.2L	Base, L		IGC0167
XJR	Ignition Coil	4.2L	Base		IGC0167
XK	Ignition Coil	4.2L	Base		IGC0167
XKR	Ignition Coil	4.2L	Base, Portfolio		IGC0167
<b>2010 Jaguar</b>					
XF	Ignition Coil	4.2L	Base, Luxury, Premium Luxury		IGC0167
<b>2013 Jaguar</b>					
XF	Ignition Coil	2.0L	Base, Luxury	GAS	IGC0190
<b>2014 Jaguar</b>					
XF	Ignition Coil	2.0L	Base, Luxury	GAS	IGC0190
<b>2015 Jaguar</b>					
XF	Ignition Coil	2.0L	2.0T, 2.0T Luxury, Luxury, Premium	GAS	IGC0190
<b>2017 Jaguar</b>					
XE	Ignition Coil	2.0L	Base, Premium, Prestige, Pure, R-Sport	GAS	IGC0190
<b>1989 Land Rover</b>					
Range Rover	Voltage Regulator	3.9L	Base, County, Hunter		ALR0799
<b>1990 Land Rover</b>					
Range Rover	Voltage Regulator	3.9L	Base, County		ALR0799
<b>1991 Land Rover</b>					
Range Rover	Voltage Regulator	3.9L	Base, County SE, Great Divide, Hunter		ALR0799

Vehicle	Part Type	Engine Size	Trim	Note(s)	Part Number
<b>1992 Land Rover</b>					
Range Rover	Voltage Regulator	3.9L	Base, County, LSE		ALR0799
<b>1995 Land Rover</b>					
Range Rover	Voltage Regulator	3.9L	County Classic		ALR0799
Range Rover	Ignition Coil	3.9L	County Classic		IGC8793
<b>1996 Land Rover</b>					
Range Rover	Voltage Regulator	4.0L	SE		ALR0799
Range Rover	Ignition Coil	4.0L	SE		IGC8793
<b>1997 Land Rover</b>					
Range Rover	Voltage Regulator	4.0L	SE		ALR0799
Range Rover	Ignition Coil	4.0L	SE		IGC8793
<b>1998 Land Rover</b>					
Range Rover	Voltage Regulator	4.0L	50th Anniversary Edition, SE		ALR0799
Range Rover	Ignition Coil	4.0L	50th Anniversary Edition, SE		IGC8793
<b>1999 Land Rover</b>					
Discovery	Ignition Coil	4.0L	SD, SE7, Series II		IGC8793
Range Rover	Voltage Regulator	4.0L	Base, S, SE		ALR0799
Range Rover	Ignition Coil	4.0L, 4.6L	Base, Callaway, S, SE		IGC8793
<b>2000 Land Rover</b>					
Discovery	Ignition Coil	4.0L	Series II, V8		IGC8793
Range Rover	Voltage Regulator	4.0L	Base, County, SE		ALR0799
Range Rover	Ignition Coil	4.0L, 4.6L	Base, County, HSK, SE, Vitesse		IGC8793
<b>2001 Land Rover</b>					
Discovery	Ignition Coil	4.0L	Base, Series II LE, Series II SD, Series II SE		IGC8793
Range Rover	Ignition Coil	4.6L	HSE, SE		IGC8793
<b>2002 Land Rover</b>					
Discovery	Ignition Coil	4.0L	Base, Series II SD, Series II SE		IGC8793
Range Rover	Ignition Coil	4.6L	HSE		IGC8793
<b>2003 Land Rover</b>					
Discovery	Ignition Coil	4.6L	Base, HSE, S, SE		IGC8793
Range Rover	Ignition Coil	4.4L	HSE		IGC3804
Range Rover	Mass Air Flow Sensor	4.4L	HSE		MAF8932
<b>2004 Land Rover</b>					
Discovery	Ignition Coil	4.6L	HSE, S, SE		IGC8793
Freelander	Ignition Coil	2.5L	HSE, S, SE, SE3		IGC3802-D

Vehicle	Part Type	Engine Size	Trim	Note(s)	Part Number
<b>2004 Land Rover (cont'd)</b>					
Range Rover	Ignition Coil	4.4L	HSE		IGC3804
Range Rover	Mass Air Flow Sensor	4.4L	HSE		MAF8932
<b>2005 Land Rover</b>					
Freelander	Ignition Coil	2.5L	HSE, S, SE, SE3		IGC3802-D
LR3	Air Suspension Compressor	4.0L, 4.4L	HSE, SE	Actual OE	CMP0001
LR3	Mass Air Flow Sensor	4.4L	HSE, SE		MAF5067
Range Rover	Mass Air Flow Sensor	4.4L	HSE		MAF8932
<b>2006 Land Rover</b>					
LR3	Air Suspension Compressor	4.0L, 4.4L	Base, HSE, SE	Actual OE	CMP0001
LR3	Mass Air Flow Sensor	4.4L	HSE, SE		MAF5067
Range Rover	Air Suspension Compressor	4.2L, 4.4L	HSE, Supercharged	Actual OE	CMP0002
Range Rover	Mass Air Flow Sensor	4.4L	HSE		MAF5067
Range Rover Sport	Air Suspension Compressor	4.4L	HSE	Actual OE	CMP0001
Range Rover Sport	Mass Air Flow Sensor	4.4L	HSE		MAF5067
<b>2007 Land Rover</b>					
LR3	Air Suspension Compressor	4.0L, 4.4L	HSE, SE	Actual OE	CMP0001
LR3	Mass Air Flow Sensor	4.4L	HSE, SE		MAF5067
Range Rover	Air Suspension Compressor	4.2L, 4.4L	HSE, Supercharged	Actual OE	CMP0002
Range Rover	Mass Air Flow Sensor	4.4L	HSE		MAF5067
Range Rover Sport	Air Suspension Compressor	4.2L, 4.4L	HSE, Supercharged	Actual OE	CMP0001
Range Rover Sport	Mass Air Flow Sensor	4.4L	HSE		MAF5067
<b>2008 Land Rover</b>					
LR2	Mass Air Flow Sensor	3.2L	HSE, HSE Premium, SE, SE Premium		MAF5067
LR3	Air Suspension Compressor	4.4L	HSE, SE	Actual OE	CMP0001
LR3	Mass Air Flow Sensor	4.4L	HSE, SE		MAF5067
Range Rover	Air Suspension Compressor	4.2L, 4.4L	HSE, Supercharged	Actual OE	CMP0002



Vehicle	Part Type	Engine Size	Trim	Note(s)	Part Number
<b>2008 Land Rover (cont'd)</b>					
Range Rover	Mass Air Flow Sensor	4.4L	HSE		MAF5067
Range Rover Sport	Air Suspension Compressor	4.2L, 4.4L	HSE, LE, Supercharged	Actual OE	CMP0001
Range Rover Sport	Mass Air Flow Sensor	4.4L	HSE		MAF5067
<b>2009 Land Rover</b>					
LR2	Mass Air Flow Sensor	3.2L	HSE, HSE Premium, SE		MAF5067
LR3	Air Suspension Compressor	4.4L	HSE, HSE Lux	Actual OE	CMP0001
LR3	Mass Air Flow Sensor	4.4L	HSE, HSE Lux, SE		MAF5067
Range Rover	Air Suspension Compressor	4.2L, 4.4L	HSE, Supercharged	Actual OE	CMP0002
Range Rover	Mass Air Flow Sensor	4.4L	HSE		MAF5067
Range Rover Sport	Air Suspension Compressor	4.2L, 4.4L	HSE, Supercharged	Actual OE	CMP0001
Range Rover Sport	Mass Air Flow Sensor	4.4L	HSE		MAF5067
<b>2010 Land Rover</b>					
LR2	Mass Air Flow Sensor	3.2L	HSE, HSE Premium, SE		MAF5067
LR4	Air Suspension Compressor	5.0L	HSE, V8	Actual OE	CMP0001
Range Rover	Air Suspension Compressor	5.0L	HSE, Supercharged	Actual OE	CMP0002
Range Rover Sport	Air Suspension Compressor	5.0L	HSE, Supercharged	Actual OE	CMP0001
<b>2011 Land Rover</b>					
LR2	Mass Air Flow Sensor	3.2L	Base, HSE, HSE Lux		MAF5067
LR4	Air Suspension Compressor	5.0L	Base, HSE	Actual OE	CMP0001
Range Rover	Air Suspension Compressor	5.0L	HSE, Supercharged	Actual OE	CMP0002
Range Rover Sport	Air Suspension Compressor	5.0L	HSE, Supercharged	Actual OE	CMP0001
<b>2012 Land Rover</b>					
LR2	Mass Air Flow Sensor	3.2L	Base, HSE, HSE Lux		MAF5067
LR4	Air Suspension Compressor	5.0L	Base, HSE	Actual OE	CMP0001
Range Rover	Air Suspension Compressor	5.0L	HSE, Supercharged	Actual OE	CMP0002

Vehicle	Part Type	Engine Size	Trim	Note(s)	Part Number
<b>2012 Land Rover (cont'd)</b>					
Range Rover Evoque	Ignition Coil	2.0L	Dynamic, Prestige, Pure	GAS	IGC0190
Range Rover Sport	Air Suspension Compressor	5.0L	HSE, Supercharged	Actual OE	CMP0001
<b>2013 Land Rover</b>					
LR2	Ignition Coil	2.0L	Base, HSE, HSE Lux, SE	GAS	IGC0190
LR4	Air Suspension Compressor	5.0L	Base, HSE, HSE Lux	Actual OE	CMP0001
Range Rover Evoque	Ignition Coil	2.0L	Dynamic, Prestige, Pure	GAS	IGC0190
Range Rover Sport	Air Suspension Compressor	5.0L	HSE, Supercharged	Actual OE	CMP0001
<b>2014 Land Rover</b>					
LR2	Ignition Coil	2.0L	Base, HSE, HSE Lux, S, SE	GAS	IGC0190
Range Rover Evoque	Ignition Coil	2.0L	Dynamic, Prestige, Pure	GAS	IGC0190
<b>2015 Land Rover</b>					
LR2	Ignition Coil	2.0L	Base, HSE, HSE Lux, S, SE	GAS	IGC0190
Range Rover Evoque	Ignition Coil	2.0L	Autobiography, Autobiography Dynamic, Dynamic, Prestige, Pure	GAS	IGC0190
<b>2016 Land Rover</b>					
Range Rover	Mass Air Flow Sensor	3.0L	Base, HSE		MAF5134
Range Rover Sport	Mass Air Flow Sensor	3.0L	HSE, SE		MAF5134
<b>2017 Land Rover</b>					
Discovery	Mass Air Flow Sensor	3.0L	First Edition, HSE, HSE Luxury		MAF5134
Range Rover	Mass Air Flow Sensor	3.0L	Base, HSE		MAF5134
Range Rover Sport	Mass Air Flow Sensor	3.0L	HSE, SE		MAF5134
<b>2018 Land Rover</b>					
Discovery	Mass Air Flow Sensor	3.0L	HSE, HSE Luxury	DIESEL	MAF5134
Range Rover	Mass Air Flow Sensor	3.0L	Base, HSE	DIESEL	MAF5134
Range Rover Sport	Mass Air Flow Sensor	5.0L	Autobiography, Autobiography Dynamic, HSE, SVR, Supercharged, Supercharged Dynamic		MAF5134
Range Rover Sport	Mass Air Flow Sensor	3.0L	HSE, SE	DIESEL	MAF5134

Vehicle	Part Type	Engine Size	Trim	Note(s)	Part Number
<b>2018 Land Rover (cont'd)</b>					
Range Rover Velar	Mass Air Flow Sensor	2.0L	R-Dynamic HSE, R-Dynamic SE, S	DIESEL	MAF5134
<b>2019 Land Rover</b>					
Discovery	Mass Air Flow Sensor	3.0L	HSE, HSE Luxury, SE	DIESEL	MAF5134
Range Rover	Mass Air Flow Sensor	3.0L	Base, HSE	DIESEL	MAF5134
Range Rover Sport	Mass Air Flow Sensor	5.0L	Autobiography Dynamic, HSE Dynamic, SVR, Supercharged Dynamic		MAF5134
Range Rover Sport	Mass Air Flow Sensor	3.0L	HSE, SE	DIESEL	MAF5134
Range Rover Velar	Mass Air Flow Sensor	2.0L	S	DIESEL	MAF5134
<b>2020 Land Rover</b>					
Discovery	Mass Air Flow Sensor	3.0L	HSE, HSE Luxury, SE	DIESEL	MAF5134
<b>1995 Lexus</b>					
ES300	Ignition Coil	3.0L	Base	From 08/1998	IGC0118
LS400	Ignition Coil	4.0L	Base		IGC8868-D
SC400	Ignition Coil	4.0L	Base		IGC8868-D
<b>1996 Lexus</b>					
ES300	Ignition Coil	3.0L	Base		IGC0118
LS400	Ignition Coil	4.0L	Base		IGC8868-D
SC400	Ignition Coil	4.0L	Base		IGC8868-D
<b>1997 Lexus</b>					
ES300	Ignition Coil	3.0L	Base		IGC0118
LS400	Ignition Coil	4.0L	Base	To 07/1997	IGC8868-D
SC400	Ignition Coil	4.0L	Base		IGC8868-D
<b>1998 Lexus</b>					
ES300	Ignition Coil	3.0L	Base	w/o Variable Valve Timing	IGC0118
ES300	Ignition Coil	3.0L	Base	w/ Variable Valve Timing	IGC0128
ES300	Mass Air Flow Sensor	3.0L	Base	From 08/1998	MAF5067
LX470	Ignition Coil	4.7L	Base		IGC0123
LX470	Mass Air Flow Sensor	4.7L	Base	Actual OE	MAF0056
<b>1999 Lexus</b>					
ES300	Ignition Coil	3.0L	Base	w/o Variable Valve Timing	IGC0118

Vehicle	Part Type	Engine Size	Trim	Note(s)	Part Number
<b>1999 Lexus (cont'd)</b>					
ES300	Ignition Coil	3.0L	Base	w/ Variable Valve Timing	IGC0128
ES300	Mass Air Flow Sensor	3.0L	Base		MAF5067
LX470	Ignition Coil	4.7L	Base		IGC0123
LX470	Mass Air Flow Sensor	4.7L	Base	Actual OE	MAF0056
RX300	Ignition Coil	3.0L	Base		IGC0128
RX300	Mass Air Flow Sensor	3.0L	Base		MAF5067
<b>2000 Lexus</b>					
ES300	Ignition Coil	3.0L	Base	w/o Variable Valve Timing	IGC0118
ES300	Ignition Coil	3.0L	Base	w/ Variable Valve Timing	IGC0128
ES300	Mass Air Flow Sensor	3.0L	Base		MAF5067
LX470	Ignition Coil	4.7L	Base		IGC0123
LX470	Mass Air Flow Sensor	4.7L	Base	Actual OE	MAF0056
RX300	Ignition Coil	3.0L	Base		IGC0128
RX300	Mass Air Flow Sensor	3.0L	Base		MAF5067
<b>2001 Lexus</b>					
ES300	Ignition Coil	3.0L	Base	w/o Variable Valve Timing	IGC0118
ES300	Ignition Coil	3.0L	Base	w/ Variable Valve Timing	IGC0128
ES300	Mass Air Flow Sensor	3.0L	Base		MAF5067
GS430	Ignition Coil	4.3L	Base		IGC0123
LS430	Ignition Coil	4.3L	Base		IGC0123
LX470	Ignition Coil	4.7L	Base		IGC0123
LX470	Mass Air Flow Sensor	4.7L	Base	Actual OE	MAF0056
RX300	Ignition Coil	3.0L	Base		IGC0128
RX300	Mass Air Flow Sensor	3.0L	Base		MAF5067
<b>2002 Lexus</b>					
ES300	Ignition Coil	3.0L	Base		IGC0128
GS430	Ignition Coil	4.3L	Base		IGC0123
LS430	Ignition Coil	4.3L	Base		IGC0123
LX470	Ignition Coil	4.7L	Base		IGC0123
LX470	Mass Air Flow Sensor	4.7L	Base	Actual OE	MAF0056

Vehicle	Part Type	Engine Size	Trim	Note(s)	Part Number
<b>2002 Lexus (cont'd)</b>					
RX300	Ignition Coil	3.0L	Base		IGC0128
RX300	Mass Air Flow Sensor	3.0L	Base		MAF5067
SC430	Ignition Coil	4.3L	Base		IGC0123
<b>2003 Lexus</b>					
ES300	Ignition Coil	3.0L	Base		IGC0128
GS430	Ignition Coil	4.3L	Base		IGC0123
GX470	Ignition Coil	4.7L	Base	To 08/2003	IGC0123
GX470	Mass Air Flow Sensor	4.7L	Base	Actual OE	MAF0056
LS430	Ignition Coil	4.3L	Base		IGC0123
LX470	Ignition Coil	4.7L	Base		IGC0123
LX470	Mass Air Flow Sensor	4.7L	Base	Actual OE	MAF0056
RX300	Ignition Coil	3.0L	Base		IGC0128
RX300	Mass Air Flow Sensor	3.0L	Base		MAF5067
SC430	Ignition Coil	4.3L	Base	To 08/2003	IGC0123
<b>2004 Lexus</b>					
ES330	Ignition Coil	3.3L	Base		IGC0153
GX470	Mass Air Flow Sensor	4.7L	Base	Actual OE	MAF0056
LX470	Mass Air Flow Sensor	4.7L	Base	Actual OE	MAF0056
RX330	Ignition Coil	3.3L	Base	Japan Built; From Engine # 0XXXXXX to # 4XXXXXX	IGC0153
RX330	Ignition Coil	3.3L	Base	North America Built, Japan Built; From Engine # 5XXXXXX to # 9XXXXXX	IGC0165
<b>2005 Lexus</b>					
ES330	Ignition Coil	3.3L	Base		IGC0153
GX470	Mass Air Flow Sensor	4.7L	Base	To 11/2004, Actual OE	MAF0056
GX470	Mass Air Flow Sensor	4.7L	Base	From 05/2005, Actual OE	MAF0103
LX470	Mass Air Flow Sensor	4.7L	Base	To 05/2005, Actual OE	MAF0056
LX470	Mass Air Flow Sensor	4.7L	Base	From 05/2005, Actual OE	MAF0103
RX330	Ignition Coil	3.3L	Base	Japan Built; From Engine # 0XXXXXX to # 4XXXXXX	IGC0153

Vehicle	Part Type	Engine Size	Trim	Note(s)	Part Number
<b>2005 Lexus (cont'd)</b>					
RX330	Ignition Coil	3.3L	Base	North America Built, Japan Built; From Engine # 5XXXXXX to # 9XXXXXX	IGC0165
<b>2006 Lexus</b>					
ES330	Ignition Coil	3.3L	Base		IGC0153
GS300	Ignition Coil	3.0L	Base		IGC0176
GX470	Mass Air Flow Sensor	4.7L	Base	Actual OE	MAF0103
IS250	Ignition Coil	2.5L	Base		IGC0176
IS350	Ignition Coil	3.5L	Base		IGC0176
LX470	Mass Air Flow Sensor	4.7L	Base	Actual OE	MAF0103
RX330	Ignition Coil	3.3L	Base	Japan Built; From Engine # 0XXXXXX to # 4XXXXXX	IGC0153
RX330	Ignition Coil	3.3L	Base	North America Built, Japan Built; From Engine # 5XXXXXX to # 9XXXXXX	IGC0165
RX400h	Ignition Coil	3.3L	Base		IGC0153
<b>2007 Lexus</b>					
ES350	Ignition Coil	3.5L	Base		IGC0159
GS350	Ignition Coil	3.5L	Base		IGC0176
GS450h	Ignition Coil	3.5L	Base		IGC0176
GX470	Mass Air Flow Sensor	4.7L	Base	Actual OE	MAF0103
IS250	Ignition Coil	2.5L	Base		IGC0176
IS350	Ignition Coil	3.5L	Base		IGC0176
LS460	Ignition Coil	4.6L	Base, L		IGC0176
LX470	Mass Air Flow Sensor	4.7L	Base	Actual OE	MAF0103
RX350	Ignition Coil	3.5L	Base		IGC0159
RX400h	Ignition Coil	3.3L	Base		IGC0153
<b>2008 Lexus</b>					
ES350	Ignition Coil	3.5L	Base		IGC0159
GS350	Ignition Coil	3.5L	Base		IGC0176
GS450h	Ignition Coil	3.5L	Base		IGC0176
GX470	Mass Air Flow Sensor	4.7L	Base	Actual OE	MAF0103
IS250	Ignition Coil	2.5L	Base		IGC0176
IS350	Ignition Coil	3.5L	Base		IGC0176
IS F	Ignition Coil	5.0L	Base		IGC0160

Vehicle	Part Type	Engine Size	Trim	Note(s)	Part Number
<b>2008 Lexus (cont'd)</b>					
LS460	Ignition Coil	4.6L	Base, L		IGC0176
LS600h	Ignition Coil	5.0L	L		IGC0176
LX570	Ignition Coil	5.7L	Base		IGC0176
LX570	Mass Air Flow Sensor	5.7L	Base	Actual OE	MAF0103
RX350	Ignition Coil	3.5L	Base		IGC0159
RX400h	Ignition Coil	3.3L	Base		IGC0153
<b>2009 Lexus</b>					
ES350	Ignition Coil	3.5L	Base		IGC0159
GS350	Ignition Coil	3.5L	Base		IGC0176
GS450h	Ignition Coil	3.5L	Base		IGC0176
GX470	Mass Air Flow Sensor	4.7L	Base	Actual OE	MAF0103
IS250	Ignition Coil	2.5L	Base		IGC0176
IS350	Ignition Coil	3.5L	Base		IGC0176
IS F	Ignition Coil	5.0L	Base		IGC0160
LS460	Ignition Coil	4.6L	Base, L		IGC0176
LS600h	Ignition Coil	5.0L	L		IGC0176
LX570	Ignition Coil	5.7L	Base		IGC0176
LX570	Mass Air Flow Sensor	5.7L	Base	Actual OE	MAF0103
RX350	Ignition Coil	3.5L	Base		IGC0159
<b>2010 Lexus</b>					
ES350	Ignition Coil	3.5L	Base		IGC0159
GS350	Ignition Coil	3.5L	Base		IGC0176
GS450h	Ignition Coil	3.5L	Base		IGC0176
GX460	Ignition Coil	4.6L	Base, Premium, Ultra Premium		IGC0176
GX460	Mass Air Flow Sensor	4.6L	Base, Premium, Ultra Premium	Actual OE	MAF0103
HS250h	Ignition Coil	2.4L	Base, Premium, Ultra Premium		IGC0141
IS250	Ignition Coil	2.5L	Base, C		IGC0176
IS350	Ignition Coil	3.5L	Base, C		IGC0176
IS F	Ignition Coil	5.0L	Base		IGC0160
LS460	Ignition Coil	4.6L	Base, L		IGC0176
LS600h	Ignition Coil	5.0L	L		IGC0176
LX570	Ignition Coil	5.7L	Base		IGC0176
LX570	Mass Air Flow Sensor	5.7L	Base	Actual OE	MAF0103
RX350	Ignition Coil	3.5L	Base		IGC0159
RX450h	Ignition Coil	3.5L	Base		IGC0159

Vehicle	Part Type	Engine Size	Trim	Note(s)	Part Number
<b>2011 Lexus</b>					
CT200h	Ignition Coil	1.8L	Base		IGC0174
ES350	Ignition Coil	3.5L	Base		IGC0159
GS350	Ignition Coil	3.5L	Base		IGC0176
GS450h	Ignition Coil	3.5L	Base		IGC0176
GX460	Ignition Coil	4.6L	Base, Premium, Ultra Premium		IGC0176
GX460	Mass Air Flow Sensor	4.6L	Base, Premium, Ultra Premium	Actual OE	MAF0103
HS250h	Ignition Coil	2.4L	Base, Premium, Ultra Premium		IGC0141
IS250	Ignition Coil	2.5L	Base, C		IGC0176
IS350	Ignition Coil	3.5L	Base, C		IGC0176
IS F	Ignition Coil	5.0L	Base		IGC0160
LS460	Ignition Coil	4.6L	Base, L		IGC0176
LS600h	Ignition Coil	5.0L	L		IGC0176
LX570	Ignition Coil	5.7L	Base		IGC0176
LX570	Mass Air Flow Sensor	5.7L	Base	Actual OE	MAF0103
RX350	Ignition Coil	3.5L	Base		IGC0159
RX450h	Ignition Coil	3.5L	Base		IGC0159
<b>2012 Lexus</b>					
CT200h	Ignition Coil	1.8L	Base		IGC0174
ES350	Ignition Coil	3.5L	Base		IGC0159
GX460	Ignition Coil	4.6L	Base, Premium		IGC0176
GX460	Mass Air Flow Sensor	4.6L	Base, Premium	Actual OE	MAF0103
HS250h	Ignition Coil	2.4L	Base, Premium		IGC0141
IS250	Ignition Coil	2.5L	Base, C		IGC0176
IS350	Ignition Coil	3.5L	Base, C		IGC0176
IS F	Ignition Coil	5.0L	Base		IGC0160
LS460	Ignition Coil	4.6L	Base, L		IGC0176
LS600h	Ignition Coil	5.0L	L		IGC0176
RX350	Ignition Coil	3.5L	Base		IGC0159
RX450h	Ignition Coil	3.5L	Base		IGC0159
<b>2013 Lexus</b>					
CT200h	Ignition Coil	1.8L	Base		IGC0174
ES300h	Ignition Coil	2.5L	Base		IGC0176
ES350	Ignition Coil	3.5L	Base		IGC0159
GS350	Ignition Coil	3.5L	Base, F Sport		IGC0176
GS450h	Ignition Coil	3.5L	Base		IGC0176
GX460	Ignition Coil	4.6L	Base, Executive, Premium, Ultra Premium		IGC0176



Vehicle	Part Type	Engine Size	Trim	Note(s)	Part Number
<b>2013 Lexus (cont'd)</b>					
GX460	Mass Air Flow Sensor	4.6L	Base, Executive, Premium, Ultra Premium	Actual OE	MAF0103
IS250	Ignition Coil	2.5L	Base, C		IGC0176
IS350	Ignition Coil	3.5L	Base, C		IGC0176
IS F	Ignition Coil	5.0L	Base		IGC0160
LS460	Ignition Coil	4.6L	Base, F Sport, L		IGC0176
LS600h	Ignition Coil	5.0L	L		IGC0176
LX570	Ignition Coil	5.7L	Base		IGC0176
LX570	Mass Air Flow Sensor	5.7L	Base	Actual OE	MAF0103
RX350	Ignition Coil	3.5L	Base, F Sport		IGC0159
RX450h	Ignition Coil	3.5L	Base		IGC0159
<b>2014 Lexus</b>					
CT200h	Ignition Coil	1.8L	Base, F Sport		IGC0174
ES300h	Ignition Coil	2.5L	Base		IGC0176
ES350	Ignition Coil	3.5L	Base		IGC0159
GS350	Ignition Coil	3.5L	Base, F Sport		IGC0176
GS450h	Ignition Coil	3.5L	Base		IGC0176
GX460	Ignition Coil	4.6L	Base, Executive, Luxury, Premium, Ultra Premium		IGC0176
GX460	Mass Air Flow Sensor	4.6L	Base, Executive, Luxury, Premium, Ultra Premium	Actual OE	MAF0103
IS250	Ignition Coil	2.5L	Base, C, C F Sport, F Sport		IGC0176
IS350	Ignition Coil	3.5L	Base, C, C F Sport, F Sport		IGC0176
IS F	Ignition Coil	5.0L	Base		IGC0160
LS460	Ignition Coil	4.6L	Base, F Sport, L		IGC0176
LS600h	Ignition Coil	5.0L	L		IGC0176
LX570	Ignition Coil	5.7L	Base		IGC0176
LX570	Mass Air Flow Sensor	5.7L	Base	Actual OE	MAF0103
RX350	Ignition Coil	3.5L	Base, F Sport, Sportdesign		IGC0159
RX450h	Ignition Coil	3.5L	Base		IGC0159
<b>2015 Lexus</b>					
CT200h	Ignition Coil	1.8L	Base, F Sport		IGC0174
ES300h	Ignition Coil	2.5L	Base		IGC0176
ES350	Ignition Coil	3.5L	Base		IGC0159
GS350	Ignition Coil	3.5L	Base, F Sport		IGC0176
GS450h	Ignition Coil	3.5L	Base, F Sport		IGC0176
GX460	Ignition Coil	4.6L	Base, Luxury, Premium		IGC0176
GX460	Mass Air Flow Sensor	4.6L	Base, Luxury, Premium	Actual OE	MAF0103

Vehicle	Part Type	Engine Size	Trim	Note(s)	Part Number
<b>2015 Lexus (cont'd)</b>					
IS250	Ignition Coil	2.5L	Base, C, C F Sport, F Sport		IGC0176
IS350	Ignition Coil	3.5L	Base, C, C F Sport, F Sport		IGC0176
LX570	Ignition Coil	5.7L	Base		IGC0176
LX570	Mass Air Flow Sensor	5.7L	Base	Actual OE	MAF0103
RC350	Ignition Coil	3.5L	Base, F Sport		IGC0176
RC F	Ignition Coil	5.0L	Base		IGC0160
RX350	Ignition Coil	3.5L	Base, F Sport, Sportdesign		IGC0159
RX450h	Ignition Coil	3.5L	Base, Sportdesign		IGC0159
<b>2016 Lexus</b>					
CT200h	Ignition Coil	1.8L	Base, F Sport		IGC0174
ES300h	Ignition Coil	2.5L	Base		IGC0176
ES350	Ignition Coil	3.5L	Base		IGC0159
GS450h	Ignition Coil	3.5L	Base, F Sport	w/o White Marking	IGC0176
GS F	Ignition Coil	5.0L	Base	GAS	IGC0160
GX460	Ignition Coil	4.6L	Base, Luxury, Premium		IGC0176
GX460	Mass Air Flow Sensor	4.6L	Base, Luxury, Premium	Actual OE	MAF0103
IS300	Ignition Coil	3.5L	Base, F Sport	w/o White Marking	IGC0176
IS350	Ignition Coil	3.5L	Base, F Sport	w/o White Marking	IGC0176
LS460	Ignition Coil	4.6L	Base, F Sport, L		IGC0176
LS600h	Ignition Coil	5.0L	L		IGC0176
LX570	Ignition Coil	5.7L	Base		IGC0176
LX570	Mass Air Flow Sensor	5.7L	Base	Actual OE	MAF0103
NX300h	Ignition Coil	2.5L	Base		IGC0176
RC300	Ignition Coil	3.5L	Base, F Sport	w/o White Marking	IGC0176
RC350	Ignition Coil	3.5L	Base, F Sport	w/o White Marking	IGC0176
RC F	Ignition Coil	5.0L	Base	GAS	IGC0160
<b>2017 Lexus</b>					
CT200h	Ignition Coil	1.8L	Base, F Sport		IGC0174
ES300h	Ignition Coil	2.5L	Base		IGC0176
ES350	Ignition Coil	3.5L	Base		IGC0159
GS F	Ignition Coil	5.0L	Base	GAS	IGC0160
GX460	Ignition Coil	4.6L	Base, Luxury, Premium		IGC0176
GX460	Mass Air Flow Sensor	4.6L	Base, Luxury, Premium	Actual OE	MAF0103
LS460	Ignition Coil	4.6L	Base, F Sport, L		IGC0176
LX570	Ignition Coil	5.7L	Base		IGC0176
LX570	Mass Air Flow Sensor	5.7L	Base	Actual OE	MAF0103

Vehicle	Part Type	Engine Size	Trim	Note(s)	Part Number
<b>2017 Lexus (cont'd)</b>					
NX300h	Ignition Coil	2.5L	Base		IGC0176
RC F	Ignition Coil	5.0L	Base	GAS	IGC0160
<b>2004 Scion</b>					
xA	Ignition Coil	1.5L	Base		IGC0139
xB	Ignition Coil	1.5L	Base		IGC0139
<b>2005 Scion</b>					
tC	Ignition Coil	2.4L	Base		IGC0141
tC	Mass Air Flow Sensor	2.4L	Base		MAF5067
xA	Ignition Coil	1.5L	Base		IGC0139
xB	Ignition Coil	1.5L	Base		IGC0139
<b>2006 Scion</b>					
tC	Ignition Coil	2.4L	Base		IGC0141
tC	Mass Air Flow Sensor	2.4L	Base	To 05/2006	MAF5067
xA	Ignition Coil	1.5L	Base		IGC0139
xB	Ignition Coil	1.5L	Base		IGC0139
<b>2007 Scion</b>					
tC	Ignition Coil	2.4L	Base, Spec		IGC0141
<b>2008 Scion</b>					
tC	Ignition Coil	2.4L	Base, Spec		IGC0141
xB	Ignition Coil	2.4L	Base		IGC0160
xD	Ignition Coil	1.8L	Base		IGC0174
<b>2009 Scion</b>					
tC	Ignition Coil	2.4L	Base		IGC0141
xD	Ignition Coil	1.8L	Base		IGC0174
<b>2010 Scion</b>					
tC	Ignition Coil	2.4L	Base		IGC0141
xD	Ignition Coil	1.8L	Base		IGC0174
<b>2011 Scion</b>					
tC	Ignition Coil	2.5L	Base		IGC0176
xB	Ignition Coil	2.4L	Base	From Engine # 0XXXXXX to # 6XXXXXX; From Engine # HXXXXXX to # KXXXXXX; w/ Engine # BXXXXXX	IGC0141
xB	Ignition Coil	2.4L	Base	From Engine # CXXXXXX to # GXXXXXX	IGC0160

Vehicle	Part Type	Engine Size	Trim	Note(s)	Part Number
<b>2011 Scion (cont'd)</b>					
xD	Ignition Coil	1.8L	Base		IGC0174
<b>2012 Scion</b>					
tC	Ignition Coil	2.5L	Base		IGC0176
xB	Ignition Coil	2.4L	Base	From Engine # 0XXXXXX to # 6XXXXXX; From Engine # HXXXXXX to # KXXXXXX; w/ Engine # BXXXXXX	IGC0141
xB	Ignition Coil	2.4L	Base	From Engine # CXXXXXX to # GXXXXXX	IGC0160
xD	Ignition Coil	1.8L	Base		IGC0174
<b>2013 Scion</b>					
tC	Ignition Coil	2.5L	Base		IGC0176
xB	Ignition Coil	2.4L	Base	From Engine # 0XXXXXX to # 6XXXXXX; From Engine # HXXXXXX to # KXXXXXX; w/ Engine # BXXXXXX	IGC0141
xB	Ignition Coil	2.4L	Base	From Engine # CXXXXXX to # GXXXXXX	IGC0160
xD	Ignition Coil	1.8L	Base		IGC0174
<b>2014 Scion</b>					
tC	Ignition Coil	2.5L	Base		IGC0176
xB	Ignition Coil	2.4L	Base	From Engine # 0XXXXXX to # 6XXXXXX; From Engine # HXXXXXX to # KXXXXXX; w/ Engine # BXXXXXX	IGC0141
xB	Ignition Coil	2.4L	Base	From Engine # CXXXXXX to # GXXXXXX	IGC0160
xD	Ignition Coil	1.8L	Base		IGC0174
<b>2015 Scion</b>					
tC	Ignition Coil	2.5L	Base		IGC0176

Vehicle	Part Type	Engine Size	Trim	Note(s)	Part Number
<b>2015 Scion (cont'd)</b>					
xB	Ignition Coil	2.4L	Base	From Engine # 0XXXXXX to # 6XXXXXX; From Engine # HXXXXXX to # KXXXXXX; w/ Engine # BXXXXXX	IGC0141
xB	Ignition Coil	2.4L	Base	From Engine # CXXXXXX to # GXXXXXX	IGC0160
<b>2016 Scion</b>					
iM	Ignition Coil	1.8L	Base		IGC0174
tC	Ignition Coil	2.5L	Base		IGC0176
<b>1994 Toyota</b>					
T100	Mass Air Flow Sensor	2.7L	Base	Actual OE	MAF0053
<b>1995 Toyota</b>					
4Runner	Ignition Coil	2.4L, 3.0L	SR5		IGC8868-D
Avalon	Ignition Coil	3.0L	XL, XLS	From 08/1995	IGC0118
Camry	Ignition Coil	3.0L	LE, SE, XLE	From 08/1995	IGC0118
Camry	Ignition Coil	2.2L	DX, LE, XLE		IGC8868-D
Camry	Spark Plug Wire	2.2L	DX, LE, XLE	SPECIAL ORDER ONLY	SPW4330HU-D
Celica	Ignition Coil	1.8L	Base, ST	To 08/1995	IGC8865-D
Celica	Ignition Coil	1.8L	Base, ST	From 08/1995	IGC8866-D
Celica	Ignition Coil	2.2L	GT	To 08/1995	IGC8866-D
Celica	Ignition Igniter	1.8L	Base, ST	SPECIAL ORDER ONLY	IGN8065HU-D
Celica	Spark Plug Wire	1.8L	Base, ST	SPECIAL ORDER ONLY	SPW4130HU-D
Celica	Spark Plug Wire	2.2L	GT	SPECIAL ORDER ONLY	SPW4330HU-D
Corolla	Ignition Coil	1.6L	Base	To 08/1995	IGC8865-D
Corolla	Ignition Coil	1.8L	DX, LE		IGC8866-D
Corolla	Ignition Coil	1.6L	Base	From 08/1995	IGC8866-D
Corolla	Ignition Igniter	1.6L, 1.8L	Base, DX, LE	SPECIAL ORDER ONLY	IGN8065HU-D
Corolla	Spark Plug Wire	1.6L, 1.8L	Base, DX, LE	SPECIAL ORDER ONLY	SPW4130HU-D
MR2	Ignition Coil	2.2L	Base		IGC8866-D
MR2	Ignition Coil	2.0L	Turbo		IGC8868-D
MR2	Spark Plug Wire	2.2L	Base	SPECIAL ORDER ONLY	SPW4330HU-D
Paseo	Ignition Coil	1.5L	Base		IGC8866-D
Pickup	Ignition Coil	2.4L, 3.0L	Base, DLX, SR5		IGC8868-D

Vehicle	Part Type	Engine Size	Trim	Note(s)	Part Number
<b>1995 Toyota (cont'd)</b>					
T100	Ignition Coil	3.4L	Base, DX, One-Ton DLX, SR5		IGC0119
T100	Ignition Coil	2.7L	Base		IGC8866-D
T100	Mass Air Flow Sensor	2.7L	Base	Actual OE	MAF0053
Tacoma	Ignition Coil	3.4L	Base, DLX, SR5		IGC0119
Tacoma	Ignition Coil	2.4L, 2.7L	Base, DLX		IGC8866-D
Tacoma	Mass Air Flow Sensor	2.4L, 2.7L	Base, DLX	4WD, Actual OE	MAF0053
Tacoma	Mass Air Flow Sensor	2.4L	DLX	Actual OE	MAF0053
Tacoma	Mass Air Flow Sensor	2.4L, 2.7L	Base	RWD, Actual OE	MAF0053
Tacoma	Mass Air Flow Sensor	2.7L	DLX	RWD, Actual OE	MAF0055
<b>1996 Toyota</b>					
4Runner	Ignition Coil	3.4L	Limited, SR5		IGC0119
4Runner	Ignition Coil	2.7L	Base	Bank 2, From 08/1996	IGC0120
4Runner	Ignition Coil	2.7L	Base	To 08/1996	IGC8866-D
4Runner	Mass Air Flow Sensor	2.7L	Base	From 11/1995, To 08/1996, Actual OE	MAF0053
4Runner	Mass Air Flow Sensor	2.7L	Base	From 08/1996, Actual OE	MAF0055
Avalon	Ignition Coil	3.0L	XL, XLS		IGC0118
Camry	Ignition Coil	3.0L	LE, SE, XLE		IGC0118
Camry	Ignition Coil	2.2L	DX, LE, XLE		IGC8868-D
Celica	Ignition Coil	1.8L	ST		IGC8866-D
Celica	Spark Plug Wire	1.8L	ST	SPECIAL ORDER ONLY	SPW4130HU-D
Celica	Spark Plug Wire	2.2L	GT	SPECIAL ORDER ONLY	SPW4330HU-D
Corolla	Ignition Coil	1.6L, 1.8L	Base, DX		IGC8866-D
Corolla	Spark Plug Wire	1.6L, 1.8L	Base, DX	SPECIAL ORDER ONLY	SPW4130HU-D
T100	Ignition Coil	3.4L	DLX, SR5		IGC0119
T100	Ignition Coil	2.7L	Base		IGC8866-D
T100	Mass Air Flow Sensor	2.7L	Base	Actual OE	MAF0053
Tacoma	Ignition Coil	3.4L	Base, DLX, SR5		IGC0119
Tacoma	Ignition Coil	2.4L, 2.7L	Base, DLX		IGC8866-D
Tacoma	Mass Air Flow Sensor	2.4L, 2.7L	Base, DLX	4WD, Actual OE	MAF0053
Tacoma	Mass Air Flow Sensor	2.4L	DLX	Actual OE	MAF0053

Vehicle	Part Type	Engine Size	Trim	Note(s)	Part Number
<b>1996 Toyota (cont'd)</b>					
Tacoma	Mass Air Flow Sensor	2.4L, 2.7L	Base	RWD, Actual OE	MAF0053
Tacoma	Mass Air Flow Sensor	2.7L	DLX	RWD, Actual OE	MAF0055
<b>1997 Toyota</b>					
4Runner	Ignition Coil	3.4L	Limited, SR5		IGC0119
4Runner	Ignition Coil	2.7L	Base	Bank 2	IGC0120
4Runner	Mass Air Flow Sensor	2.7L	Base	Actual OE	MAF0055
Avalon	Ignition Coil	3.0L	XL, XLS		IGC0118
Camry	Ignition Coil	3.0L	CE, LE, XLE		IGC0118
Celica	Ignition Coil	1.8L	ST		IGC8866-D
Celica	Spark Plug Wire	1.8L	ST	SPECIAL ORDER ONLY	SPW4130HU-D
Corolla	Ignition Coil	1.6L, 1.8L	Base, CE, DX, LE		IGC8866-D
Corolla	Spark Plug Wire	1.6L, 1.8L	Base, CE, DX, LE	SPECIAL ORDER ONLY	SPW4130HU-D
T100	Ignition Coil	3.4L	DLX, SR5		IGC0119
T100	Ignition Coil	2.7L	Base	Bank 2, From 08/1997	IGC0120
T100	Ignition Coil	2.7L	Base	To 08/1997	IGC8866-D
T100	Mass Air Flow Sensor	2.7L	Base	To 01/08/1997, Actual OE	MAF0053
T100	Mass Air Flow Sensor	2.7L	Base	From 01/08/1997, Actual OE	MAF0055
Tacoma	Ignition Coil	3.4L	Base, DLX, SR5		IGC0119
Tacoma	Ignition Coil	2.7L	Base, DLX	Bank 2	IGC0120
Tacoma	Ignition Coil	2.4L	Base, DLX	Bank 2, From 06/1997	IGC0120
Tacoma	Ignition Coil	2.4L	Base, DLX	To 06/1997	IGC8866-D
Tacoma	Mass Air Flow Sensor	2.4L	Base, DLX	To 06/1997, Actual OE	MAF0053
Tacoma	Mass Air Flow Sensor	2.7L	Base, DLX	4WD, Actual OE	MAF0055
Tacoma	Mass Air Flow Sensor	2.4L	Base, DLX	From 06/1997, Actual OE	MAF0055
Tacoma	Mass Air Flow Sensor	2.7L	Base, DLX	RWD, Actual OE	MAF0055
<b>1998 Toyota</b>					
4Runner	Ignition Coil	3.4L	Limited, SR5		IGC0119
4Runner	Ignition Coil	2.7L	Base	Bank 2	IGC0120
4Runner	Mass Air Flow Sensor	2.7L	Base	Actual OE	MAF0055
4Runner	Mass Air Flow Sensor	3.4L	Limited, SR5	From 07/1998	MAF5067
Avalon	Ignition Coil	3.0L	XL, XLS		IGC0118

Vehicle	Part Type	Engine Size	Trim	Note(s)	Part Number
<b>1998 Toyota (cont'd)</b>					
Camry	Ignition Coil	3.0L	CE, LE, XLE		IGC0118
Corolla	Spark Plug Wire	1.8L	CE, LE, VE	SPECIAL ORDER ONLY	SPW4971HU-D
Land Cruiser	Ignition Coil	4.7L	Base		IGC0123
Land Cruiser	Mass Air Flow Sensor	4.7L	Base	Actual OE	MAF0056
Sienna	Ignition Coil	3.0L	CE, LE		IGC0118
T100	Ignition Coil	3.4L	Base, SR5		IGC0119
T100	Ignition Coil	2.7L	Base	Bank 2	IGC0120
T100	Mass Air Flow Sensor	2.7L	Base	Actual OE	MAF0055
Tacoma	Ignition Coil	3.4L	Base, DLX, Limited, Pre Runner, SR5		IGC0119
Tacoma	Ignition Coil	2.4L, 2.7L	Base, DLX, Pre Runner, SR5	Bank 2	IGC0120
Tacoma	Mass Air Flow Sensor	2.4L, 2.7L	Base, DLX, Pre Runner, SR5	Actual OE	MAF0055
Tacoma	Mass Air Flow Sensor	2.4L	DLX, SR5	From 01/06/1997, To 01/08/1999, Actual OE	MAF0055
Tacoma	Mass Air Flow Sensor	3.4L	Base, DLX, Limited, Pre Runner, SR5		MAF5067
<b>1999 Toyota</b>					
4Runner	Ignition Coil	3.4L	Limited, SR5		IGC0119
4Runner	Ignition Coil	2.7L	Base	Bank 2	IGC0120
4Runner	Ignition Coil	2.7L	Base	In distributor, From 08/1999	IGC0140
4Runner	Mass Air Flow Sensor	2.7L	Base	Actual OE	MAF0055
4Runner	Mass Air Flow Sensor	3.4L	Limited, SR5		MAF5067
Avalon	Ignition Coil	3.0L	XL, XLS		IGC0118
Camry	Ignition Coil	3.0L	LE, XLE		IGC0118
Corolla	Spark Plug Wire	1.8L	CE, LE, VE	SPECIAL ORDER ONLY	SPW4971HU-D
Land Cruiser	Ignition Coil	4.7L	Base		IGC0123
Land Cruiser	Mass Air Flow Sensor	4.7L	Base	Actual OE	MAF0056
Sienna	Ignition Coil	3.0L	CE, LE, XLE		IGC0118
Solara	Ignition Coil	3.0L	SE, SLE		IGC0118
Tacoma	Ignition Coil	3.4L	Base, DLX, Limited, Pre Runner, SR5		IGC0119
Tacoma	Ignition Coil	2.4L, 2.7L	Base, DLX, Pre Runner, SR5	w/ Federal Emissions; Bank 2	IGC0120



Vehicle	Part Type	Engine Size	Trim	Note(s)	Part Number
<b>1999 Toyota (cont'd)</b>					
Tacoma	Ignition Coil	2.4L, 2.7L	Base, DLX, Pre Runner, SR5	Bank 1; w/ California Emissions, From 08/1999	IGC0140
Tacoma	Mass Air Flow Sensor	2.4L, 2.7L	Base, DLX, SR5	From 08/1999, Actual OE	MAF0049
Tacoma	Mass Air Flow Sensor	2.7L	DLX, Pre Runner, SR5	Actual OE	MAF0055
Tacoma	Mass Air Flow Sensor	2.4L, 2.7L	Base, DLX, SR5	To 08/1999, Actual OE	MAF0055
Tacoma	Mass Air Flow Sensor	3.4L	Base, DLX, Limited, Pre Runner, SR5	From 08/1999	MAF5067
<b>2000 Toyota</b>					
4Runner	Ignition Coil	3.4L	Limited, SR5		IGC0119
4Runner	Ignition Coil	2.7L	Base	Bank 2	IGC0120
4Runner	Ignition Coil	2.7L	Base	In distributor	IGC0140
4Runner	Mass Air Flow Sensor	2.7L	Base	Actual OE	MAF0055
4Runner	Mass Air Flow Sensor	3.4L	Limited, SR5		MAF5067
Avalon	Ignition Coil	3.0L	XL, XLS		IGC0128
Avalon	Mass Air Flow Sensor	3.0L	XL, XLS		MAF5067
Camry	Ignition Coil	3.0L	LE, XLE		IGC0118
Corolla	Ignition Coil	1.8L	CE, LE, VE	From 05/2000	IGC0126
Echo	Ignition Coil	1.5L	Base		IGC0139
Land Cruiser	Ignition Coil	4.7L	Base		IGC0123
Land Cruiser	Mass Air Flow Sensor	4.7L	Base	Actual OE	MAF0056
Sienna	Ignition Coil	3.0L	CE, LE	To 08/2000	IGC0118
Sienna	Ignition Coil	3.0L	CE, LE	From 08/2000	IGC0128
Sienna	Mass Air Flow Sensor	3.0L	CE, LE	From 08/2000	MAF5067
Solara	Ignition Coil	3.0L	SE, SLE		IGC0118
Tacoma	Ignition Coil	3.4L	Base, DLX, Limited, Pre Runner, SR5		IGC0119
Tacoma	Ignition Coil	2.4L, 2.7L	Base, DLX, Pre Runner, SR5	w/ Federal Emissions; Bank 2	IGC0120
Tacoma	Ignition Coil	2.4L, 2.7L	Base, DLX, Pre Runner, SR5	Bank 1; w/ California Emissions	IGC0140
Tacoma	Mass Air Flow Sensor	2.4L, 2.7L	Base	Actual OE	MAF0049
Tacoma	Mass Air Flow Sensor	2.4L, 2.7L	DLX, Pre Runner, SR5	w/o Housing; Sensor Only, Actual OE	MAF0049
Tacoma	Mass Air Flow Sensor	3.4L	Base, DLX, Limited, Pre Runner, SR5	To 09/2000	MAF5067

Vehicle	Part Type	Engine Size	Trim	Note(s)	Part Number
<b>2000 Toyota (cont'd)</b>					
Tundra	Ignition Coil	3.4L	Base, SR5		IGC0119
Tundra	Ignition Coil	4.7L	Limited, SR5		IGC0123
Tundra	Mass Air Flow Sensor	4.7L	Limited, SR5	w/o Housing; Sensor Only, Actual OE	MAF0048
Tundra	Mass Air Flow Sensor	3.4L	Base, SR5		MAF5067
<b>2001 Toyota</b>					
4Runner	Ignition Coil	3.4L	Base, Limited, SR5		IGC0119
4Runner	Mass Air Flow Sensor	3.4L	Base, Limited, SR5		MAF5067
Avalon	Ignition Coil	3.0L	XL, XLS		IGC0128
Avalon	Mass Air Flow Sensor	3.0L	XL, XLS		MAF5067
Camry	Ignition Coil	3.0L	LE, XLE		IGC0118
Corolla	Ignition Coil	1.8L	CE, LE, S	North America product part	IGC0126
Echo	Ignition Coil	1.5L	Base		IGC0139
Highlander	Ignition Coil	3.0L	Base, Limited		IGC0128
Highlander	Ignition Coil	2.4L	Base		IGC0141
Highlander	Mass Air Flow Sensor	3.0L	Base, Limited	From 11/2000	MAF5067
Land Cruiser	Ignition Coil	4.7L	Base		IGC0123
Land Cruiser	Mass Air Flow Sensor	4.7L	Base	Actual OE	MAF0056
Prius	Ignition Coil	1.5L	Base		IGC0139
Prius	Mass Air Flow Sensor	1.5L	Base		MAF5067
RAV4	Ignition Coil	2.0L	Base		IGC0141
Sequoia	Ignition Coil	4.7L	Limited, SR5		IGC0123
Sequoia	Mass Air Flow Sensor	4.7L	Limited, SR5	w/o Housing; Sensor Only, Actual OE	MAF0048
Sienna	Ignition Coil	3.0L	CE, LE, XLE		IGC0128
Sienna	Mass Air Flow Sensor	3.0L	CE, LE, XLE		MAF5067
Solara	Ignition Coil	3.0L	SE, SLE		IGC0118
Tacoma	Ignition Coil	3.4L	Base, DLX, Pre Runner, S-Runner		IGC0119
Tacoma	Ignition Coil	2.4L, 2.7L	Base, DLX, Pre Runner		IGC0140
Tacoma	Mass Air Flow Sensor	2.4L, 2.7L	Base	Actual OE	MAF0049
Tacoma	Mass Air Flow Sensor	2.4L, 2.7L	DLX, Pre Runner	w/o Housing; Sensor Only, Actual OE	MAF0049
Tacoma	Mass Air Flow Sensor	3.4L	Base, DLX, Pre Runner, S-Runner		MAF5067

Vehicle	Part Type	Engine Size	Trim	Note(s)	Part Number
<b>2001 Toyota (cont'd)</b>					
Tundra	Ignition Coil	3.4L	Base, SR5		IGC0119
Tundra	Ignition Coil	4.7L	Limited, SR5		IGC0123
Tundra	Mass Air Flow Sensor	4.7L	Limited, SR5	w/o Housing; Sensor Only, Actual OE	MAF0048
Tundra	Mass Air Flow Sensor	3.4L	Base, SR5		MAF5067
<b>2002 Toyota</b>					
4Runner	Ignition Coil	3.4L	Limited, SR5		IGC0119
4Runner	Mass Air Flow Sensor	3.4L	Limited, SR5		MAF5067
Avalon	Ignition Coil	3.0L	XL, XLS		IGC0128
Avalon	Mass Air Flow Sensor	3.0L	XL, XLS		MAF5067
Camry	Ignition Coil	3.0L	LE, SE, XLE		IGC0128
Camry	Ignition Coil	2.4L	LE, SE, XLE		IGC0141
Camry	Mass Air Flow Sensor	2.4L	LE, SE, XLE		MAF5067
Corolla	Ignition Coil	1.8L	CE, LE, S	North America product part	IGC0126
Echo	Ignition Coil	1.5L	Base		IGC0139
Highlander	Ignition Coil	3.0L	Base, Limited		IGC0128
Highlander	Ignition Coil	2.4L	Base		IGC0141
Highlander	Mass Air Flow Sensor	3.0L	Base, Limited		MAF5067
Land Cruiser	Ignition Coil	4.7L	Base		IGC0123
Land Cruiser	Mass Air Flow Sensor	4.7L	Base	Actual OE	MAF0056
Prius	Ignition Coil	1.5L	Base		IGC0139
Prius	Mass Air Flow Sensor	1.5L	Base		MAF5067
RAV4	Ignition Coil	2.0L	Base		IGC0141
Sequoia	Ignition Coil	4.7L	Limited, SR5		IGC0123
Sequoia	Mass Air Flow Sensor	4.7L	Limited, SR5	w/o Housing; Sensor Only, Actual OE	MAF0048
Sienna	Ignition Coil	3.0L	CE, LE, XLE		IGC0128
Sienna	Mass Air Flow Sensor	3.0L	CE, LE, XLE		MAF5067
Solara	Ignition Coil	3.0L	SE, SLE		IGC0118
Solara	Ignition Coil	2.4L	SE	Japan Built	IGC0141
Solara	Mass Air Flow Sensor	2.4L	SE	To 12/2002	MAF5067
Tacoma	Ignition Coil	3.4L	Base, DLX, Pre Runner, S-Runner		IGC0119
Tacoma	Ignition Coil	2.4L, 2.7L	Base, DLX, Pre Runner		IGC0140

Vehicle	Part Type	Engine Size	Trim	Note(s)	Part Number
<b>2002 Toyota (cont'd)</b>					
Tacoma	Mass Air Flow Sensor	2.4L, 2.7L	Base	Actual OE	MAF0049
Tacoma	Mass Air Flow Sensor	2.4L, 2.7L	DLX, Pre Runner	w/o Housing; Sensor Only, Actual OE	MAF0049
Tacoma	Mass Air Flow Sensor	3.4L	Base, DLX, Pre Runner, S-Runner		MAF5067
Tundra	Ignition Coil	3.4L	Base, SR5		IGC0119
Tundra	Ignition Coil	4.7L	Limited, SR5		IGC0123
Tundra	Mass Air Flow Sensor	4.7L	Limited, SR5	w/o Housing; Sensor Only, Actual OE	MAF0048
Tundra	Mass Air Flow Sensor	3.4L	Base, SR5		MAF5067
<b>2003 Toyota</b>					
4Runner	Ignition Coil	4.7L	Limited, SR5, Sport	To 08/2003	IGC0123
4Runner	Ignition Coil	4.0L	Limited, SR5, Sport		IGC0160
4Runner	Mass Air Flow Sensor	4.7L	Limited, SR5, Sport	Actual OE	MAF0056
Avalon	Ignition Coil	3.0L	XL, XLS		IGC0128
Avalon	Mass Air Flow Sensor	3.0L	XL, XLS		MAF5067
Camry	Ignition Coil	3.0L	LE, SE, XLE		IGC0128
Camry	Ignition Coil	2.4L	LE, SE, XLE		IGC0141
Camry	Mass Air Flow Sensor	2.4L	LE, SE, XLE		MAF5067
Corolla	ABS Wheel Speed Sensor	1.8L	CE, LE, S	With Harness, Front Left, 4-Wheel ABS	ABS1595-HU
Corolla	ABS Wheel Speed Sensor	1.8L	CE, LE, S	With Harness, Front Left, Non-ABS	ABS1595-HU
Corolla	Ignition Coil	1.8L	CE, LE, S	North America product part	IGC0126
Echo	Ignition Coil	1.5L	Base		IGC0139
Highlander	Ignition Coil	3.0L	Base, Limited		IGC0128
Highlander	Ignition Coil	2.4L	Base		IGC0141
Highlander	Mass Air Flow Sensor	3.0L	Base, Limited	To 08/2003	MAF5067
Land Cruiser	Ignition Coil	4.7L	Base		IGC0123
Land Cruiser	Mass Air Flow Sensor	4.7L	Base	Actual OE	MAF0056
Matrix	Ignition Coil	1.8L	Base, XR, XRS	North America Built	IGC0126
Prius	Ignition Coil	1.5L	Base		IGC0139
Prius	Mass Air Flow Sensor	1.5L	Base		MAF5067

Vehicle	Part Type	Engine Size	Trim	Note(s)	Part Number
<b>2003 Toyota (cont'd)</b>					
RAV4	Ignition Coil	2.0L	Base		IGC0141
Sequoia	Ignition Coil	4.7L	Limited, SR5	To 08/2003	IGC0123
Sequoia	Mass Air Flow Sensor	4.7L	Limited, SR5	w/o Housing; Sensor Only, Actual OE	MAF0048
Sienna	Ignition Coil	3.0L	CE, LE, XLE		IGC0128
Sienna	Mass Air Flow Sensor	3.0L	CE, LE, XLE		MAF5067
Solara	Ignition Coil	3.0L	SE, SLE		IGC0118
Solara	Ignition Coil	2.4L	SE	Japan Built	IGC0141
Solara	Mass Air Flow Sensor	2.4L	SE	To 12/2002	MAF5067
Tacoma	Ignition Coil	3.4L	Base, DLX, Pre Runner, S-Runner		IGC0119
Tacoma	Ignition Coil	2.4L, 2.7L	Base, DLX, Pre Runner		IGC0140
Tacoma	Mass Air Flow Sensor	2.4L, 2.7L	Base	Actual OE	MAF0049
Tacoma	Mass Air Flow Sensor	2.4L, 2.7L	DLX, Pre Runner	w/o Housing; Sensor Only, Actual OE	MAF0049
Tacoma	Mass Air Flow Sensor	3.4L	Base, DLX, Pre Runner, S-Runner		MAF5067
Tundra	Ignition Coil	3.4L	Base, SR5		IGC0119
Tundra	Ignition Coil	4.7L	Limited, SR5	To 08/2003	IGC0123
Tundra	Mass Air Flow Sensor	4.7L	Limited, SR5	w/o Housing; Sensor Only, Actual OE	MAF0048
Tundra	Mass Air Flow Sensor	3.4L	Base, SR5		MAF5067
<b>2004 Toyota</b>					
4Runner	Ignition Coil	4.0L	Limited, SR5, Sport		IGC0160
4Runner	Mass Air Flow Sensor	4.7L	Limited, SR5, Sport	To 08/2004, Actual OE	MAF0056
4Runner	Mass Air Flow Sensor	4.7L	Limited, SR5, Sport	From 08/2004, Actual OE	MAF0103
Avalon	Ignition Coil	3.0L	XL, XLS		IGC0128
Avalon	Mass Air Flow Sensor	3.0L	XL, XLS		MAF5067
Camry	Ignition Coil	3.0L	LE, XLE		IGC0128
Camry	Ignition Coil	2.4L	LE, SE, XLE	Japan Built	IGC0141
Camry	Ignition Coil	3.3L	SE	Japan Built	IGC0153
Camry	Ignition Coil	3.3L	SE	North America Built	IGC0165
Camry	Mass Air Flow Sensor	2.4L	LE, SE, XLE		MAF5067

Vehicle	Part Type	Engine Size	Trim	Note(s)	Part Number
<b>2004 Toyota (cont'd)</b>					
Corolla	ABS Wheel Speed Sensor	1.8L	CE, LE, S	With Harness, Front Left, 4-Wheel ABS	ABS1595-HU
Corolla	ABS Wheel Speed Sensor	1.8L	CE, LE, S	With Harness, Front Left, Non-ABS	ABS1595-HU
Corolla	Ignition Coil	1.8L	CE, LE, S	North America product part	IGC0126
Echo	Ignition Coil	1.5L	Base		IGC0139
Highlander	Ignition Coil	2.4L	Base		IGC0141
Highlander	Ignition Coil	3.3L	Base, Limited		IGC0153
Highlander	Mass Air Flow Sensor	3.3L	Base, Limited		MAF5067
Land Cruiser	Mass Air Flow Sensor	4.7L	Base	Actual OE	MAF0056
Matrix	Ignition Coil	1.8L	Base, XR, XRS	North America Built	IGC0126
Prius	Ignition Coil	1.5L	Base		IGC0139
RAV4	Ignition Coil	2.4L	Base, L		IGC0141
Sequoia	Mass Air Flow Sensor	4.7L	Limited, SR5	From 08/2004, Actual OE	MAF0035
Sequoia	Mass Air Flow Sensor	4.7L	Limited, SR5	w/o Housing; Sensor Only, To 08/2004, Actual OE	MAF0048
Sienna	Ignition Coil	3.3L	CE, LE, XLE, XLE Limited		IGC0165
Solara	Ignition Coil	3.3L	SE, SLE		IGC0165
Solara	Mass Air Flow Sensor	2.4L	SE, SLE		MAF5067
Tacoma	Ignition Coil	3.4L	Base, Pre Runner, S-Runner		IGC0119
Tacoma	Ignition Coil	2.4L, 2.7L	Base, Pre Runner		IGC0140
Tacoma	Mass Air Flow Sensor	2.4L, 2.7L	Base, Pre Runner	w/o Housing; Sensor Only, Actual OE	MAF0049
Tacoma	Mass Air Flow Sensor	3.4L	Base, Pre Runner, S-Runner		MAF5067
Tundra	Ignition Coil	3.4L	Base, SR5		IGC0119
Tundra	Ignition Coil	4.7L	Limited, SR5	North-America Built	IGC0123
Tundra	Mass Air Flow Sensor	4.7L	Limited, SR5	From 08/2004, Actual OE	MAF0035
Tundra	Mass Air Flow Sensor	4.7L	Limited, SR5	w/o Housing; Sensor Only, Actual OE	MAF0048
Tundra	Mass Air Flow Sensor	3.4L	Base, SR5		MAF5067

Vehicle	Part Type	Engine Size	Trim	Note(s)	Part Number
<b>2005 Toyota</b>					
4Runner	Ignition Coil	4.0L	Limited, SR5, Sport		IGC0160
4Runner	Mass Air Flow Sensor	4.7L	Limited, SR5, Sport	Actual OE	MAF0103
Avalon	Ignition Coil	3.5L	Limited, Touring, XL, XLS		IGC0159
Camry	Ignition Coil	3.0L	LE, XLE		IGC0128
Camry	Ignition Coil	2.4L	Base, LE, SE, XLE	Japan Built	IGC0141
Camry	Ignition Coil	3.3L	SE	Japan Built	IGC0153
Camry	Ignition Coil	3.3L	SE	North America Built	IGC0165
Camry	Mass Air Flow Sensor	2.4L	Base, LE, SE, XLE		MAF5067
Celica	Ignition Coil	1.8L	GT	From 02/2005	IGC0126
Corolla	ABS Wheel Speed Sensor	1.8L	CE, LE, S	With Harness, Front Left, 4-Wheel ABS	ABS1595-HU
Corolla	ABS Wheel Speed Sensor	1.8L	CE, LE, S	With Harness, Front Left, Non-ABS	ABS1595-HU
Corolla	Ignition Coil	1.8L	CE, LE, S	From 02/2005	IGC0126
Echo	Ignition Coil	1.5L	Base		IGC0139
Highlander	Ignition Coil	2.4L	Base		IGC0141
Highlander	Ignition Coil	3.3L	Base, Limited		IGC0153
Highlander	Mass Air Flow Sensor	3.3L	Base, Limited		MAF5067
Land Cruiser	Mass Air Flow Sensor	4.7L	Base	To 05/2005, Actual OE	MAF0056
Land Cruiser	Mass Air Flow Sensor	4.7L	Base	From 05/2005, Actual OE	MAF0103
Matrix	Ignition Coil	1.8L	Base, XR, XRS		IGC0126
Prius	Ignition Coil	1.5L	Base		IGC0139
RAV4	Ignition Coil	2.4L	Base, L, Sport		IGC0141
Sequoia	Ignition Coil	4.7L	Limited, SR5	North-America Built	IGC0123
Sequoia	Mass Air Flow Sensor	4.7L	Limited, SR5	Actual OE	MAF0035
Sienna	Ignition Coil	3.3L	CE, LE, XLE, XLE Limited		IGC0165
Solara	Ignition Coil	3.3L	SE, SLE		IGC0165
Solara	Mass Air Flow Sensor	2.4L	SE, SLE		MAF5067
Tacoma	Ignition Coil	2.7L, 4.0L	Base, Pre Runner, X-Runner		IGC0160
Tacoma	Mass Air Flow Sensor	2.7L	Base, Pre Runner	Actual OE	MAF0035
Tundra	Ignition Coil	4.7L	Base, Limited, SR5		IGC0123
Tundra	Ignition Coil	4.0L	Base, SR5		IGC0160
Tundra	Mass Air Flow Sensor	4.7L	Base, Limited, SR5	Actual OE	MAF0035

Vehicle	Part Type	Engine Size	Trim	Note(s)	Part Number
<b>2006 Toyota</b>					
4Runner	Ignition Coil	4.0L	Limited, SR5, Sport		IGC0160
4Runner	Mass Air Flow Sensor	4.7L	Limited, SR5, Sport	Actual OE	MAF0103
Avalon	Ignition Coil	3.5L	Limited, Touring, XL, XLS		IGC0159
Camry	Ignition Coil	3.0L	LE, XLE		IGC0128
Camry	Ignition Coil	2.4L	Base, LE, SE, XLE	Japan Built	IGC0141
Camry	Ignition Coil	3.3L	SE	Japan Built	IGC0153
Camry	Ignition Coil	3.3L	SE	North America Built	IGC0165
Camry	Mass Air Flow Sensor	2.4L	Base, LE, SE, XLE		MAF5067
Corolla	ABS Wheel Speed Sensor	1.8L	CE, LE, S	With Harness, Front Left, 4-Wheel ABS	ABS1595-HU
Corolla	ABS Wheel Speed Sensor	1.8L	CE, LE, S	With Harness, Front Left, Non-ABS	ABS1595-HU
Corolla	Ignition Coil	1.8L	CE, LE, S		IGC0126
Hiace	Mass Air Flow Sensor	2.7L	Base	MEX, Actual OE	MAF0035
Highlander	Ignition Coil	2.4L	Base		IGC0141
Highlander	Ignition Coil	3.3L	Base, Hybrid, Hybrid Limited, Limited, Sport		IGC0153
Highlander	Mass Air Flow Sensor	3.3L	Base, Limited, Sport	GAS	MAF5067
Land Cruiser	Mass Air Flow Sensor	4.7L	Base	Actual OE	MAF0103
Matrix	Ignition Coil	1.8L	Base, XR, XRS		IGC0126
Prius	Ignition Coil	1.5L	Base		IGC0139
RAV4	Ignition Coil	2.4L	Base, Limited, Sport		IGC0141
RAV4	Ignition Coil	3.5L	Base, Limited, Sport		IGC0159
Sequoia	Ignition Coil	4.7L	Limited, SR5	North-America Built	IGC0123
Sequoia	Mass Air Flow Sensor	4.7L	Limited, SR5	Actual OE	MAF0035
Sienna	Ignition Coil	3.3L	CE, LE, Limited, XLE		IGC0165
Solara	Ignition Coil	2.4L	SE, SE Sport, SLE	From Engine # 0XXXXXX to # 6XXXXXX; From Engine # HXXXXXX to # KXXXXXX; w/ Engine # BXXXXXX, From 01/2006, To 05/2006	IGC0141
Solara	Ignition Coil	2.4L	SE, SE Sport, SLE	From 05/2006	IGC0160
Solara	Ignition Coil	3.3L	SE, SE Sport, SLE		IGC0165



Vehicle	Part Type	Engine Size	Trim	Note(s)	Part Number
<b>2006 Toyota (cont'd)</b>					
Solara	Mass Air Flow Sensor	2.4L	SE, SE Sport, SLE		MAF5067
Tacoma	Ignition Coil	2.7L, 4.0L	Base, Base Prerunner, Pre Runner, SR5 Prerunner, TRD Sport Prerunner, X-Runner		IGC0160
Tacoma	Mass Air Flow Sensor	2.7L	Base, Pre Runner	Actual OE	MAF0035
Tundra	Ignition Coil	4.7L	Base, Limited, SR5		IGC0123
Tundra	Ignition Coil	4.0L	Base, SR5		IGC0160
Tundra	Mass Air Flow Sensor	4.7L	Base, Limited, SR5	Actual OE	MAF0035
Yaris	Ignition Coil	1.5L	CE, Core, LE, Premium, RS		IGC0139
<b>2007 Toyota</b>					
4Runner	Ignition Coil	4.0L	Limited, SR5, Sport		IGC0160
4Runner	Mass Air Flow Sensor	4.7L	Limited, SR5, Sport	Actual OE	MAF0103
Avalon	Ignition Coil	3.5L	Limited, Touring, XL, XLS		IGC0159
Camry	Ignition Coil	2.4L	CE, LE, SE, XLE	From Engine # 0XXXXXX to # 6XXXXXX; From Engine # HXXXXXX to # KXXXXXX; w/ Engine # BXXXXXX, GAS	IGC0141
Camry	Ignition Coil	2.4L	Hybrid	Japan Built, ELECTRIC/GAS	IGC0141
Camry	Ignition Coil	3.5L	LE, SE, XLE		IGC0159
Camry	Ignition Coil	2.4L	CE, LE, SE, XLE	From Engine # 7XXXXXX to # 9XXXXXX; w/ Engine # AXXXXXX, GAS	IGC0160
Camry	Ignition Coil	2.4L	Hybrid	North America Built, ELECTRIC/GAS	IGC0160
Corolla	ABS Wheel Speed Sensor	1.8L	CE, LE, S	With Harness, Front Left, 4-Wheel ABS	ABS1595-HU
Corolla	ABS Wheel Speed Sensor	1.8L	CE, LE, S	With Harness, Front Left, Non-ABS	ABS1595-HU
Corolla	Ignition Coil	1.8L	CE, LE, S		IGC0126
FJ Cruiser	Ignition Coil	4.0L	Base, TRD Special Edition		IGC0160
Hiace	Mass Air Flow Sensor	2.7L	Base	MEX, Actual OE	MAF0035
Highlander	Ignition Coil	2.4L	Base		IGC0141

Vehicle	Part Type	Engine Size	Trim	Note(s)	Part Number
<b>2007 Toyota (cont'd)</b>					
Highlander	Ignition Coil	3.3L	Base, Hybrid, Hybrid Limited, Limited, Sport		IGC0153
Highlander	Mass Air Flow Sensor	3.3L	Base, Limited, Sport	GAS	MAF5067
Land Cruiser	Mass Air Flow Sensor	4.7L	Base	Actual OE	MAF0103
Matrix	Ignition Coil	1.8L	Base, XR, XRS		IGC0126
Prius	Ignition Coil	1.5L	Base, Touring		IGC0139
RAV4	Ignition Coil	2.4L	Base, Limited, Sport		IGC0141
RAV4	Ignition Coil	3.5L	Base, Limited, Sport		IGC0159
Sequoia	Ignition Coil	4.7L	Limited, SR5	North-America Built	IGC0123
Sequoia	Mass Air Flow Sensor	4.7L	Limited, SR5	Actual OE	MAF0035
Sienna	Ignition Coil	3.5L	CE, LE, Limited, XLE		IGC0159
Solara	Ignition Coil	3.3L	SE, SLE, Sport	Japan Built	IGC0153
Solara	Ignition Coil	2.4L	SE, SLE, Sport		IGC0160
Solara	Ignition Coil	3.3L	SE, SLE, Sport	North America Built	IGC0165
Solara	Mass Air Flow Sensor	2.4L	SE, SLE, Sport		MAF5067
Tacoma	Ignition Coil	2.7L, 4.0L	Base, Pre Runner, SR5 Prerunner, TRD Sport Prerunner, X-Runner		IGC0160
Tacoma	Mass Air Flow Sensor	2.7L	Base, Pre Runner	Actual OE	MAF0035
Tundra	Ignition Coil	4.7L	Base, Limited, SR5		IGC0123
Tundra	Ignition Coil	4.0L	Base, SR5		IGC0160
Tundra	Ignition Coil	5.7L	Base, Limited, SR5		IGC0176
Tundra	Mass Air Flow Sensor	4.7L, 5.7L	Base, Limited, SR5	Actual OE	MAF0035
Yaris	Ignition Coil	1.5L	Base, CE, Core, LE, Premium, RS, S		IGC0139
<b>2008 Toyota</b>					
4Runner	Ignition Coil	4.0L	Limited, SR5, Sport		IGC0160
4Runner	Mass Air Flow Sensor	4.7L	Limited, SR5, Sport	Actual OE	MAF0103
Avalon	Ignition Coil	3.5L	Limited, Touring, XL, XLS		IGC0159
Camry	Ignition Coil	2.4L	CE, LE, SE, XLE	From Engine # 0XXXXXX to # 6XXXXXX; From Engine # HXXXXXX to # KXXXXXX; w/ Engine # BXXXXXX, GAS	IGC0141
Camry	Ignition Coil	2.4L	Hybrid	Japan Built, ELECTRIC/GAS	IGC0141

Vehicle	Part Type	Engine Size	Trim	Note(s)	Part Number
<b>2008 Toyota (cont'd)</b>					
Camry	Ignition Coil	3.5L	LE, SE, XLE		IGC0159
Camry	Ignition Coil	2.4L	CE, LE, SE, XLE	From Engine # 7XXXXXX to # 9XXXXXX; w/ Engine # AXXXXXX, GAS	IGC0160
Camry	Ignition Coil	2.4L	Hybrid	North America Built, ELECTRIC/GAS	IGC0160
Corolla	Ignition Coil	1.8L	CE, LE, S, Sport		IGC0126
FJ Cruiser	Ignition Coil	4.0L	Base, Premium, Trail Teams Special Edition		IGC0160
Hiace	Mass Air Flow Sensor	2.7L	Base	MEX, Actual OE	MAF0035
Highlander	Ignition Coil	3.3L	Hybrid, Hybrid Limited		IGC0153
Highlander	Ignition Coil	3.5L	Base, Base Premium, Limited, Sport, Sport Premium		IGC0159
Land Cruiser	Ignition Coil	5.7L	Base, VX		IGC0176
Land Cruiser	Mass Air Flow Sensor	5.7L	Base, VX	Actual OE	MAF0103
Matrix	Ignition Coil	1.8L	Base, XR, XRS		IGC0126
Prius	Ignition Coil	1.5L	Base, Touring		IGC0139
RAV4	Ignition Coil	2.4L	Base, Limited, Sport		IGC0141
RAV4	Ignition Coil	3.5L	Base, Limited, Sport		IGC0159
Sequoia	Ignition Coil	4.7L	Limited, SR5, SR5 Premium		IGC0123
Sequoia	Ignition Coil	5.7L	Limited, Platinum, SR5		IGC0176
Sequoia	Mass Air Flow Sensor	4.7L, 5.7L	Limited, Platinum, SR5, SR5 Premium	Actual OE	MAF0035
Sienna	Ignition Coil	3.5L	CE, LE, Limited, XLE		IGC0159
Solara	Ignition Coil	3.3L	SE, SLE, Sport	Japan Built	IGC0153
Solara	Ignition Coil	2.4L	SE, SLE, Sport		IGC0160
Solara	Ignition Coil	3.3L	SE, SLE, Sport	North America Built	IGC0165
Solara	Mass Air Flow Sensor	2.4L	SE, SLE, Sport	To 08/2008	MAF5067
Tacoma	Ignition Coil	2.7L, 4.0L	Base, Pre Runner, SR5 Prerunner, TRD Sport Prerunner, X-Runner		IGC0160
Tacoma	Mass Air Flow Sensor	2.7L	Base, Pre Runner	Actual OE	MAF0035
Tundra	Ignition Coil	4.7L	Base, Limited, SR5		IGC0123
Tundra	Ignition Coil	4.0L	Base, SR5		IGC0160
Tundra	Ignition Coil	5.7L	Base, Limited, SR5		IGC0176
Tundra	Mass Air Flow Sensor	4.7L, 5.7L	Base, Limited, SR5	Actual OE	MAF0035

Vehicle	Part Type	Engine Size	Trim	Note(s)	Part Number
<b>2008 Toyota (cont'd)</b>					
Yaris	Ignition Coil	1.5L	Base, CE, Core, LE, Premium, RS, S		IGC0139
<b>2009 Toyota</b>					
4Runner	Ignition Coil	4.0L	Limited, SR5, Sport		IGC0160
4Runner	Mass Air Flow Sensor	4.7L	Limited, SR5, Sport	Actual OE	MAF0103
Avalon	Ignition Coil	3.5L	Limited, XL, XLS		IGC0159
Camry	Ignition Coil	2.4L	Base, LE, SE, XLE	From Engine # 0XXXXXX to # 6XXXXXX; From Engine # HXXXXXX to # KXXXXXX; w/ Engine # BXXXXXX, GAS	IGC0141
Camry	Ignition Coil	2.4L	Hybrid	Japan Built, ELECTRIC/GAS	IGC0141
Camry	Ignition Coil	3.5L	LE, SE, XLE		IGC0159
Camry	Ignition Coil	2.4L	Base, LE, SE, XLE	From Engine # 7XXXXXX to # 9XXXXXX; w/ Engine # AXXXXXX, GAS	IGC0160
Camry	Ignition Coil	2.4L	Hybrid	North America Built, ELECTRIC/GAS	IGC0160
Corolla	Ignition Coil	2.4L	XRS	From Engine # 0XXXXXX to # 6XXXXXX; From Engine # HXXXXXX to # KXXXXXX; w/ Engine # BXXXXXX	IGC0141
Corolla	Ignition Coil	2.4L	XRS	From Engine # 7XXXXXX to # 9XXXXXX; w/ Engine # AXXXXXX	IGC0160
Corolla	Ignition Coil	1.8L	Base, CE, LE, S, XLE		IGC0174
FJ Cruiser	Ignition Coil	4.0L	Base, Core, Premium	To 08/2009	IGC0160
FJ Cruiser	Ignition Coil	4.0L	Base, Core, Premium	From 08/2009	IGC0176
Hiace	Mass Air Flow Sensor	2.7L	Base	MEX, Actual OE	MAF0035
Highlander	Ignition Coil	3.3L	Hybrid, Hybrid Limited		IGC0153
Highlander	Ignition Coil	3.5L	Base, Base Premium, Limited, Sport, Sport Premium		IGC0159
Highlander	Ignition Coil	2.7L	Base		IGC0176
Land Cruiser	Ignition Coil	5.7L	Base, VX		IGC0176

Vehicle	Part Type	Engine Size	Trim	Note(s)	Part Number
<b>2009 Toyota (cont'd)</b>					
Land Cruiser	Mass Air Flow Sensor	5.7L	Base, VX	Actual OE	MAF0103
Matrix	Ignition Coil	2.4L	S, XR, XRS	From Engine # HXXXXXX to # KXXXXXX; w/ Engine # BXXXXXX	IGC0141
Matrix	Ignition Coil	2.4L	S, XR, XRS	From Engine # 7XXXXXX to # 9XXXXXX; w/ Engine # AXXXXXX	IGC0160
Matrix	Ignition Coil	1.8L	Base		IGC0174
Prius	Ignition Coil	1.5L	Base, Touring	To 03/2009	IGC0139
RAV4	Ignition Coil	3.5L	Base, Limited, Sport		IGC0159
RAV4	Ignition Coil	2.5L	Base, Limited, Sport		IGC0176
Sequoia	Ignition Coil	4.7L	Limited, SR5		IGC0123
Sequoia	Ignition Coil	5.7L	Limited, Platinum, SR5		IGC0176
Sequoia	Mass Air Flow Sensor	4.7L, 5.7L	Limited, Platinum, SR5	Actual OE	MAF0035
Sienna	Ignition Coil	3.5L	CE, LE, Limited, XLE		IGC0159
Tacoma	Ignition Coil	2.7L, 4.0L	Base, Pre Runner, SR5 Prerunner, TRD Sport Prerunner, X-Runner		IGC0160
Tacoma	Mass Air Flow Sensor	2.7L	Base, Pre Runner	Actual OE	MAF0035
Tundra	Ignition Coil	4.7L	Base, Limited, SR5		IGC0123
Tundra	Ignition Coil	4.0L	Base, SR5		IGC0160
Tundra	Ignition Coil	5.7L	Base, Limited, SR5		IGC0176
Tundra	Mass Air Flow Sensor	4.7L, 5.7L	Base, Limited, SR5	Actual OE	MAF0035
Venza	Ignition Coil	3.5L	Base		IGC0159
Venza	Ignition Coil	2.7L	Base		IGC0176
Yaris	Ignition Coil	1.5L	Base, CE, Core, Premium, RS, S		IGC0139
<b>2010 Toyota</b>					
4Runner	Ignition Coil	2.7L	SR5		IGC0160
4Runner	Ignition Coil	4.0L	Limited, SR5, Trail		IGC0176
4Runner	Mass Air Flow Sensor	2.7L	SR5	Actual OE	MAF0103
Avalon	Ignition Coil	3.5L	Limited, XL, XLS		IGC0159
Camry	Ignition Coil	2.4L	Hybrid	Japan Built	IGC0141
Camry	Ignition Coil	3.5L	LE, SE, XLE		IGC0159
Camry	Ignition Coil	2.4L	Hybrid	North America Built	IGC0160
Camry	Ignition Coil	2.5L	Base, LE, SE, XLE		IGC0176

Vehicle	Part Type	Engine Size	Trim	Note(s)	Part Number
<b>2010 Toyota (cont'd)</b>					
Corolla	Ignition Coil	2.4L	XRS	From Engine # 0XXXXXX to # 6XXXXXX; From Engine # HXXXXXX to # KXXXXXX; w/ Engine # BXXXXXX	IGC0141
Corolla	Ignition Coil	2.4L	XRS	From Engine # 7XXXXXX to # 9XXXXXX; w/ Engine # AXXXXXX	IGC0160
Corolla	Ignition Coil	1.8L	Base, CE, LE, S, XLE		IGC0174
FJ Cruiser	Ignition Coil	4.0L	Base, Premium		IGC0176
Hiace	Mass Air Flow Sensor	2.7L	Base	MEX, Actual OE	MAF0035
Highlander	Ignition Coil	3.3L	Hybrid, Hybrid Limited		IGC0153
Highlander	Ignition Coil	3.5L	Base, Base Premium, Limited, SE, Sport, Sport Premium		IGC0159
Highlander	Ignition Coil	2.7L	Base		IGC0176
Land Cruiser	Ignition Coil	5.7L	Base, VX		IGC0176
Land Cruiser	Mass Air Flow Sensor	5.7L	Base, VX	Actual OE	MAF0103
Matrix	Ignition Coil	2.4L	S, XR, XRS	From Engine # 0XXXXXX to # 6XXXXXX; From Engine # HXXXXXX to # KXXXXXX; w/ Engine # BXXXXXX	IGC0141
Matrix	Ignition Coil	2.4L	S, XR, XRS	From Engine # 7XXXXXX to # 9XXXXXX; w/ Engine # AXXXXXX	IGC0160
Matrix	Ignition Coil	1.8L	Base		IGC0174
Prius	Ignition Coil	1.8L	Base, Premium		IGC0174
RAV4	Ignition Coil	3.5L	Base, Limited, Sport		IGC0159
RAV4	Ignition Coil	2.5L	Base, Limited, Sport		IGC0176
Sequoia	Ignition Coil	4.6L, 5.7L	Base, Limited, Platinum, SR5		IGC0176
Sequoia	Mass Air Flow Sensor	4.6L, 5.7L	Base, Limited, Platinum, SR5	Actual OE	MAF0035
Sienna	Ignition Coil	3.5L	CE, LE, Limited, XLE		IGC0159
Tacoma	Ignition Coil	2.7L, 4.0L	Base, Pre Runner, TRD Sport, X-Runner		IGC0160
Tacoma	Mass Air Flow Sensor	2.7L	Base, Pre Runner	Actual OE	MAF0035

Vehicle	Part Type	Engine Size	Trim	Note(s)	Part Number
<b>2010 Toyota (cont'd)</b>					
Tundra	Ignition Coil	4.0L	Base, SR5		IGC0160
Tundra	Ignition Coil	4.6L, 5.7L	Base, Limited, Platinum, SR5		IGC0176
Tundra	Mass Air Flow Sensor	4.6L, 5.7L	Base, Limited, Platinum, SR5	Actual OE	MAF0035
Venza	Ignition Coil	3.5L	Base		IGC0159
Venza	Ignition Coil	2.7L	Base		IGC0176
Yaris	Ignition Coil	1.5L	Base, CE, RS		IGC0139
<b>2011 Toyota</b>					
4Runner	Ignition Coil	4.0L	Limited, SR5, Trail		IGC0176
Avalon	Ignition Coil	3.5L	Base, Limited, XLS		IGC0159
Camry	Ignition Coil	2.4L	Hybrid	Japan Built	IGC0141
Camry	Ignition Coil	3.5L	LE, SE, XLE		IGC0159
Camry	Ignition Coil	2.4L	Hybrid	North America Built	IGC0160
Camry	Ignition Coil	2.5L	Base, LE, SE, XLE		IGC0176
Corolla	Ignition Coil	2.4L	XRS	From Engine # 0XXXXXX to # 6XXXXXX; From Engine # HXXXXXX to # KXXXXXX; w/ Engine # BXXXXXX	IGC0141
Corolla	Ignition Coil	2.4L	XRS	From Engine # 7XXXXXX to # 9XXXXXX; w/ Engine # AXXXXXX	IGC0160
Corolla	Ignition Coil	1.8L	Base, CE, LE, S, XLE		IGC0174
FJ Cruiser	Ignition Coil	4.0L	Base, Premium		IGC0176
Hiace	Mass Air Flow Sensor	2.7L	Base	MEX, Actual OE	MAF0035
Highlander	Ignition Coil	3.5L	Base, Base Premium, Hybrid, Hybrid Limited, Limited, SE, Sport Premium		IGC0159
Highlander	Ignition Coil	2.7L	Base, SE		IGC0176
Land Cruiser	Ignition Coil	5.7L	Base, VX		IGC0176
Land Cruiser	Mass Air Flow Sensor	5.7L	Base, VX	Actual OE	MAF0103
Matrix	Ignition Coil	2.4L	AWD, S, XRS	From Engine # 0XXXXXX to # 6XXXXXX; From Engine # HXXXXXX to # KXXXXXX; w/ Engine # BXXXXXX	IGC0141

Vehicle	Part Type	Engine Size	Trim	Note(s)	Part Number
<b>2011 Toyota (cont'd)</b>					
Matrix	Ignition Coil	2.4L	AWD, S, XRS	From Engine # 7XXXXXX to # 9XXXXXX; w/ Engine # AXXXXXX	IGC0160
Matrix	Ignition Coil	1.8L	Base		IGC0174
Prius	Ignition Coil	1.8L	Base, Premium		IGC0174
RAV4	Ignition Coil	3.5L	Base, Limited, Sport		IGC0159
RAV4	Ignition Coil	2.5L	Base, Limited, Sport		IGC0176
Sequoia	Ignition Coil	4.6L, 5.7L	Base, Limited, Platinum, SR5		IGC0176
Sequoia	Mass Air Flow Sensor	4.6L, 5.7L	Base, Limited, Platinum, SR5	Actual OE	MAF0035
Sienna	Ignition Coil	3.5L	Base, CE, LE, Limited, SE, XLE		IGC0159
Sienna	Ignition Coil	2.7L	Base, LE		IGC0176
Tacoma	Ignition Coil	2.7L, 4.0L	Base, Pre Runner, TRD Sport, X-Runner		IGC0160
Tacoma	Mass Air Flow Sensor	2.7L	Base, Pre Runner	Actual OE	MAF0035
Tundra	Ignition Coil	4.0L	Base, SR5	To 10/2010	IGC0160
Tundra	Ignition Coil	4.6L, 5.7L	Base, Limited, SR5		IGC0176
Tundra	Ignition Coil	4.0L	Base, SR5	From 10/2010	IGC0176
Tundra	Mass Air Flow Sensor	4.6L, 5.7L	Base, Limited, SR5	Actual OE	MAF0035
Venza	Ignition Coil	3.5L	Base		IGC0159
Venza	Ignition Coil	2.7L	Base		IGC0176
Yaris	Ignition Coil	1.5L	Base, CE, LE, RS	To 10/2010	IGC0139
<b>2012 Toyota</b>					
4Runner	Ignition Coil	4.0L	Limited, SR5, Trail		IGC0176
Avalon	Ignition Coil	3.5L	Base, Limited, XLS		IGC0159
Camry	Ignition Coil	3.5L	SE, XLE		IGC0159
Camry	Ignition Coil	2.5L	Hybrid LE, Hybrid XLE, L, LE, SE, XLE		IGC0176
Corolla	Ignition Coil	2.4L	XRS	From Engine # 0XXXXXX to # 6XXXXXX; From Engine # HXXXXXX to # KXXXXXX; w/ Engine # BXXXXXX	IGC0141
Corolla	Ignition Coil	2.4L	XRS	From Engine # 7XXXXXX to # 9XXXXXX; w/ Engine # AXXXXXX	IGC0160
Corolla	Ignition Coil	1.8L	CE, L, LE, S, XLE		IGC0174



Vehicle	Part Type	Engine Size	Trim	Note(s)	Part Number
<b>2012 Toyota (cont'd)</b>					
FJ Cruiser	Ignition Coil	4.0L	Base, Premium		IGC0176
Highlander	Ignition Coil	3.5L	Base, Base Premium, Hybrid, Hybrid Limited, Limited, SE, Sport Premium		IGC0159
Highlander	Ignition Coil	2.7L	Base, SE		IGC0176
Matrix	Ignition Coil	2.4L	AWD, S, XRS	From Engine # 0XXXXXX to # 6XXXXXX; From Engine # HXXXXXX to # KXXXXXX; w/ Engine # BXXXXXX	IGC0141
Matrix	Ignition Coil	2.4L	AWD, S, XRS	From Engine # 7XXXXXX to # 9XXXXXX; w/ Engine # AXXXXXX	IGC0160
Matrix	Ignition Coil	1.8L	Base		IGC0174
Prius	Ignition Coil	1.8L	Base, Five, Four, Premium, Three, Two		IGC0174
Prius Plug-In	Ignition Coil	1.8L	Base		IGC0174
Prius V	Ignition Coil	1.8L	Base, Five, Three, Two		IGC0174
RAV4	Ignition Coil	3.5L	Base, Limited, Sport		IGC0159
RAV4	Ignition Coil	2.5L	Base, Limited, Sport		IGC0176
Sequoia	Ignition Coil	4.6L, 5.7L	Base, Limited, Platinum, SR5		IGC0176
Sequoia	Mass Air Flow Sensor	4.6L, 5.7L	Base, Limited, Platinum, SR5	Actual OE	MAF0035
Sienna	Ignition Coil	3.5L	Base, CE, LE, Limited, SE, XLE		IGC0159
Sienna	Ignition Coil	2.7L	Base, LE		IGC0176
Tacoma	Ignition Coil	2.7L, 4.0L	Base, Pre Runner, TRD Sport, X-Runner		IGC0160
Tacoma	Mass Air Flow Sensor	2.7L	Base, Pre Runner	Actual OE	MAF0035
Tundra	Ignition Coil	4.0L, 4.6L, 5.7L	Base, Limited, SR5		IGC0176
Tundra	Mass Air Flow Sensor	4.6L, 5.7L	Base, Limited, SR5	Actual OE	MAF0035
Venza	Ignition Coil	3.5L	AWD V6, LE, Limited, V6, XLE		IGC0159
Venza	Ignition Coil	2.7L	AWD, Base, LE, XLE		IGC0176
<b>2013 Toyota</b>					
4Runner	Ignition Coil	4.0L	Limited, SR5, Trail		IGC0176
Avalon	Ignition Coil	3.5L	Limited, XLE, XLE Premium, XLE Touring		IGC0159
Avalon	Ignition Coil	2.5L	Hybrid Limited, Hybrid XLE		IGC0176

Vehicle	Part Type	Engine Size	Trim	Note(s)	Part Number
<b>2013 Toyota (cont'd)</b>					
Camry	Ignition Coil	3.5L	SE, XLE		IGC0159
Camry	Ignition Coil	2.5L	Hybrid LE, Hybrid XLE, L, LE, SE, XLE		IGC0176
Corolla	Ignition Coil	1.8L	CE, L, LE, S, XLE		IGC0174
FJ Cruiser	Ignition Coil	4.0L	Base, Premium		IGC0176
Highlander	Ignition Coil	3.5L	Base, Base Premium, Hybrid, Hybrid Limited, Limited, Plus, SE, Sport Premium		IGC0159
Highlander	Ignition Coil	2.7L	Base, Plus		IGC0176
Land Cruiser	Ignition Coil	5.7L	Base, VX		IGC0176
Land Cruiser	Mass Air Flow Sensor	5.7L	Base, VX	Actual OE	MAF0103
Matrix	Ignition Coil	2.4L	AWD, S, XRS		IGC0141
Matrix	Ignition Coil	1.8L	Base		IGC0174
Prius	Ignition Coil	1.8L	Base, Five, Four, Premium, Three, Two		IGC0174
Prius Plug-In	Ignition Coil	1.8L	Base		IGC0174
Prius V	Ignition Coil	1.8L	Base, Five, Three, Two		IGC0174
RAV4	Ignition Coil	2.5L	LE, Limited, XLE		IGC0176
Sequoia	Ignition Coil	5.7L	Base, Limited, Platinum, SR5		IGC0176
Sequoia	Mass Air Flow Sensor	5.7L	Base, Limited, Platinum, SR5	Actual OE	MAF0035
Sienna	Ignition Coil	3.5L	Base, CE, L, LE, Limited, SE, XLE		IGC0159
Sienna	Ignition Coil	2.7L	LE		IGC0176
Tacoma	Ignition Coil	2.7L, 4.0L	Base, Pre Runner, TRD Sport, X-Runner		IGC0160
Tacoma	Mass Air Flow Sensor	2.7L	Base, Pre Runner	Actual OE	MAF0035
Tundra	Ignition Coil	4.0L, 4.6L, 5.7L	Base, Limited, Platinum, SR5		IGC0176
Tundra	Mass Air Flow Sensor	4.6L, 5.7L	Base, Limited, Platinum, SR5	Actual OE	MAF0035
Venza	Ignition Coil	3.5L	AWD, Base, LE, Limited, XLE		IGC0159
Venza	Ignition Coil	2.7L	AWD, Base, LE, XLE		IGC0176
<b>2014 Toyota</b>					
4Runner	Ignition Coil	4.0L	Limited, SR5, Trail		IGC0176
Avalon	Ignition Coil	3.5L	Limited, XLE, XLE Premium, XLE Touring		IGC0159
Avalon	Ignition Coil	2.5L	Hybrid Limited, Hybrid XLE		IGC0176
Camry	Ignition Coil	3.5L	SE, XLE		IGC0159
Camry	Ignition Coil	2.5L	Hybrid LE, Hybrid SE, Hybrid XLE, L, LE, SE, SE Sport, XLE		IGC0176

Vehicle	Part Type	Engine Size	Trim	Note(s)	Part Number
<b>2014 Toyota (cont'd)</b>					
Corolla	Ignition Coil	1.8L	Base, C, CE, L, LE, LE Eco, Le Eco Plus, S, S Plus		IGC0174
FJ Cruiser	Ignition Coil	4.0L	Base, Premium		IGC0176
Highlander	Ignition Coil	3.5L	Hybrid LE, Hybrid Limited, Hybrid XLE, LE, LE Plus, Limited, XLE		IGC0159
Highlander	Ignition Coil	2.7L	LE		IGC0176
Land Cruiser	Ignition Coil	5.7L	Base, VX		IGC0176
Land Cruiser	Mass Air Flow Sensor	5.7L	Base, VX	Actual OE	MAF0103
Matrix	Ignition Coil	1.8L	Base		IGC0174
Prius	Ignition Coil	1.8L	Base, Five, Four, Premium, Three, Two		IGC0174
Prius Plug-In	Ignition Coil	1.8L	Base		IGC0174
Prius V	Ignition Coil	1.8L	Base, Five, Three, Two		IGC0174
RAV4	Ignition Coil	2.5L	LE, Limited, XLE	From Engine # 0XXXXXX to # 6XXXXXX; From Engine # EXXXXXX to # GXXXXXX	IGC0176
Sequoia	Ignition Coil	5.7L	Base, Limited, Platinum, SR5		IGC0176
Sequoia	Mass Air Flow Sensor	5.7L	Base, Limited, Platinum, SR5	Actual OE	MAF0035
Sienna	Ignition Coil	3.5L	Base, CE, L, LE, Limited, SE, XLE		IGC0159
Tacoma	Ignition Coil	2.7L, 4.0L	Base, Pre Runner, TRD Sport		IGC0160
Tacoma	Mass Air Flow Sensor	2.7L	Base, Pre Runner	Actual OE	MAF0035
Tundra	Ignition Coil	4.0L, 4.6L, 5.7L	1794 Edition, Limited, Platinum, SR, SR5		IGC0176
Tundra	Mass Air Flow Sensor	4.6L, 5.7L	1794 Edition, Limited, Platinum, SR, SR5	Actual OE	MAF0035
Venza	Ignition Coil	3.5L	AWD, Base, LE, Limited, XLE		IGC0159
Venza	Ignition Coil	2.7L	AWD, Base, LE, XLE		IGC0176
<b>2015 Toyota</b>					
4Runner	Ignition Coil	4.0L	Limited, SR5, TRD Pro, Trail		IGC0176
Avalon	Ignition Coil	3.5L	Limited, XLE, XLE Premium, XLE Touring, XLE Touring SE		IGC0159
Avalon	Ignition Coil	2.5L	Hybrid Limited, Hybrid XLE Premium, Hybrid XLE Touring		IGC0176
Camry	Ignition Coil	3.5L	XLE, XSE		IGC0159

Vehicle	Part Type	Engine Size	Trim	Note(s)	Part Number
<b>2015 Toyota (cont'd)</b>					
Camry	Ignition Coil	2.5L	Hybrid LE, Hybrid SE, Hybrid XLE, LE, SE, XLE, XSE		IGC0176
Corolla	Ignition Coil	1.8L	Base, C, CE, L, LE, LE Eco, S, S Plus		IGC0174
Highlander	Ignition Coil	3.5L	Hybrid LE, Hybrid Limited, Hybrid XLE, LE, LE Plus, Limited, XLE		IGC0159
Highlander	Ignition Coil	2.7L	LE		IGC0176
Land Cruiser	Ignition Coil	5.7L	Base, VX		IGC0176
Land Cruiser	Mass Air Flow Sensor	5.7L	Base, VX	Actual OE	MAF0103
Prius	Ignition Coil	1.8L	Base, Five, Four, One, Persona Series, Premium, Three, Two		IGC0174
Prius Plug-In	Ignition Coil	1.8L	Base		IGC0174
Prius V	Ignition Coil	1.8L	Base, Five, Four, Three, Two		IGC0174
RAV4	Ignition Coil	2.5L	LE, Limited, XLE	From Engine # 0XXXXXX to # 6XXXXXX; From Engine # EXXXXXX to # GXXXXXX	IGC0176
Sequoia	Ignition Coil	5.7L	Base, Limited, Platinum, SR5		IGC0176
Sequoia	Mass Air Flow Sensor	5.7L	Base, Limited, Platinum, SR5	Actual OE	MAF0035
Sienna	Ignition Coil	3.5L	Base, CE, L, LE, Limited, SE, XLE		IGC0159
Tacoma	Ignition Coil	2.7L, 4.0L	Base, Pre Runner, TRD Pro, TRD Sport		IGC0160
Tacoma	Mass Air Flow Sensor	2.7L	Base, Pre Runner	Actual OE	MAF0035
Tundra	Ignition Coil	4.6L, 5.7L	1794 Edition, Limited, Platinum, SR, SR5, TRD Pro		IGC0176
Tundra	Mass Air Flow Sensor	4.6L, 5.7L	1794 Edition, Limited, Platinum, SR, SR5, TRD Pro	Actual OE	MAF0035
Venza	Ignition Coil	3.5L	AWD, Base, Limited, XLE		IGC0159
Venza	Ignition Coil	2.7L	AWD, Base, LE, XLE		IGC0176
<b>2016 Toyota</b>					
4Runner	Ignition Coil	4.0L	Limited, SR5, TRD Pro, Trail		IGC0176
Avalon	Ignition Coil	3.5L	Limited, Touring, XLE, XLE Plus, XLE Premium		IGC0159
Avalon	Ignition Coil	2.5L	Hybrid Limited, Hybrid XLE Plus, Hybrid XLE Premium		IGC0176

Vehicle	Part Type	Engine Size	Trim	Note(s)	Part Number
<b>2016 Toyota (cont'd)</b>					
Camry	Ignition Coil	3.5L	XLE, XSE		IGC0159
Camry	Ignition Coil	2.5L	Hybrid LE, Hybrid SE, Hybrid XLE, LE, SE, Special Edition, XLE, XSE		IGC0176
Corolla	Ignition Coil	1.8L	Base, C, CE, L, LE, LE Eco, S, S Plus, Special Edition		IGC0174
Highlander	Ignition Coil	3.5L	Hybrid LE, Hybrid Limited, Hybrid XLE, LE, LE Plus, Limited, XLE		IGC0159
Highlander	Ignition Coil	2.7L	LE		IGC0176
Land Cruiser	Ignition Coil	5.7L	Base, VX		IGC0176
Land Cruiser	Mass Air Flow Sensor	5.7L	Base, VX	Actual OE	MAF0103
Prius	Mass Air Flow Sensor	1.8L	Base, Four, Four Touring, Premium, Technology, Three, Three Touring, Touring, Two, Two Eco	From 11/2015, Actual OE	MAF0103
Prius V	Ignition Coil	1.8L	Base, Five, Four, Three, Two		IGC0174
RAV4	Ignition Coil	2.5L	Hybrid Limited, Hybrid XLE	From Engine # 0AXXXXXX to # 0ZXXXXXX; From Engine # 0XXXXXX to # 1600000; From Engine # EXXXXXX to # GXXXXXX, ELECTRIC/GAS	IGC0176
RAV4	Ignition Coil	2.5L	LE, Limited, SE, XLE	w/o Engine # HXXXXXX, LXXXXXX, PXXXXXX and QXXXXXX, GAS	IGC0176
Sequoia	Ignition Coil	5.7L	Base, Limited, Platinum, SR5		IGC0176
Sequoia	Mass Air Flow Sensor	5.7L	Base, Limited, Platinum, SR5	Actual OE	MAF0035
Sienna	Ignition Coil	3.5L	Base, CE, L, LE, Limited, SE, XLE		IGC0159
Tacoma	Ignition Coil	2.7L	SR, SR5	GAS	IGC0160
Tacoma	Mass Air Flow Sensor	2.7L	SR, SR5	GRN305, Actual OE	MAF0035
Tacoma	Mass Air Flow Sensor	2.7L	SR5	GRN310, Actual OE	MAF0035
Tacoma	Mass Air Flow Sensor	2.7L	SR, SR5	GRN325, Actual OE	MAF0035
Tacoma	Mass Air Flow Sensor	2.7L	SR5	GRN330, Actual OE	MAF0035

Vehicle	Part Type	Engine Size	Trim	Note(s)	Part Number
<b>2016 Toyota (cont'd)</b>					
Tacoma	Mass Air Flow Sensor	2.7L	SR, SR5	TRN245, Actual OE	MAF0035
Tacoma	Mass Air Flow Sensor	2.7L	SR, SR5	TRN265, Actual OE	MAF0035
Tundra	Ignition Coil	4.6L, 5.7L	1794 Edition, Limited, Platinum, SR, SR5, TRD Pro		IGC0176
Tundra	Mass Air Flow Sensor	4.6L, 5.7L	1794 Edition, Limited, Platinum, SR, SR5, TRD Pro	Actual OE	MAF0035
Venza	Ignition Coil	3.5L	AWD		IGC0159
Venza	Ignition Coil	2.7L	AWD, Base		IGC0176
<b>2017 Toyota</b>					
4Runner	Ignition Coil	4.0L	Base, Limited, SR5, TRD Off-Road, TRD Pro		IGC0176
Avalon	Ignition Coil	3.5L	Limited, Touring, XLE, XLE Plus, XLE Premium		IGC0159
Avalon	Ignition Coil	2.5L	Hybrid Limited, Hybrid XLE Plus, Hybrid XLE Premium		IGC0176
Camry	Ignition Coil	3.5L	XLE, XSE		IGC0159
Camry	Ignition Coil	2.5L	Hybrid LE, Hybrid SE, Hybrid XLE, LE, SE, XLE, XSE		IGC0176
Corolla	Ignition Coil	1.8L	50th Anniversary Special Edition, Base, C, CE, L, LE, LE Eco, SE, SE Plus, XLE, XSE		IGC0174
Corolla iM	Ignition Coil	1.8L	Base		IGC0174
Highlander	Ignition Coil	3.5L	Hybrid LE, Hybrid Limited, Hybrid XLE, LE, LE Plus, Limited, SE, XLE	To 11/2016	IGC0159
Highlander	Ignition Coil	2.7L	LE		IGC0176
Land Cruiser	Ignition Coil	5.7L	Base, VX-R		IGC0176
Land Cruiser	Mass Air Flow Sensor	5.7L	Base, VX-R	Actual OE	MAF0103
Prius	Mass Air Flow Sensor	1.8L	Base, Four, Four Touring, One, Premium, Technology, Three, Three Touring, Touring, Two, Two Eco	Actual OE	MAF0103
Prius Prime	Mass Air Flow Sensor	1.8L	Advanced, Plus, Premium	Actual OE	MAF0103
Prius V	Ignition Coil	1.8L	Base, Five, Four, Three, Two		IGC0174

Vehicle	Part Type	Engine Size	Trim	Note(s)	Part Number
<b>2017 Toyota (cont'd)</b>					
RAV4	Ignition Coil	2.5L	Hybrid LE+, Hybrid Limited, Hybrid SE, Hybrid XLE	From Engine # 0AXXXXXX to # 0ZXXXXXX; From Engine # 0XXXXXX to # 1600000; From Engine # EXXXXXX to # GXXXXXX, ELECTRIC/GAS	IGC0176
RAV4	Ignition Coil	2.5L	LE, Limited, Platinum, SE, XLE, XLE Plus	w/o Engine # HXXXXXX, LXXXXXX, PXXXXXX and QXXXXXX, GAS	IGC0176
Sequoia	Ignition Coil	5.7L	Limited, Platinum, SR5		IGC0176
Sequoia	Mass Air Flow Sensor	5.7L	Limited, Platinum, SR5	Actual OE	MAF0035
Tacoma	Ignition Coil	2.7L	SR, SR5	GAS	IGC0160
Tacoma	Mass Air Flow Sensor	2.7L	SR, SR5	Actual OE	MAF0035
Tundra	Ignition Coil	4.6L, 5.7L	1794 Edition, Limited, Ltd, Platinum, SR, SR5, TRD Pro		IGC0176
Tundra	Mass Air Flow Sensor	4.6L, 5.7L	1794 Edition, Limited, Ltd, Platinum, SR, SR5, TRD Pro	Actual OE	MAF0035
<b>1986 Audi</b>					
5000	Ignition Coil	2.2L	CS	Turbocharged, Actual OE	IGC0058
<b>1987 Audi</b>					
5000	Ignition Coil	2.2L	CS	Turbocharged, Actual OE	IGC0058
<b>1988 Audi</b>					
80 Quattro	Ignition Coil	2.3L	Base	Actual OE	IGC0058
5000	Ignition Coil	2.2L	CS	Turbocharged, Actual OE	IGC0058
<b>1989 Audi</b>					
80 Quattro	Ignition Coil	2.3L	Base	Actual OE	IGC0058
100	Ignition Coil	2.3L	Base, E	Actual OE	IGC0058
100 Quattro	Ignition Coil	2.3L	Base	Actual OE	IGC0058
<b>1990 Audi</b>					
80 Quattro	Ignition Coil	2.3L	Base	Actual OE	IGC0058
90 Quattro	Ignition Coil	2.3L	20v	Actual OE	IGC0058
100	Voltage Regulator	2.3L	Base		ALR0696
100	Ignition Coil	2.3L	Base	Actual OE	IGC0058

Vehicle	Part Type	Engine Size	Trim	Note(s)	Part Number
<b>1990 Audi (cont'd)</b>					
100 Quattro	Voltage Regulator	2.3L	Base		ALR0696
100 Quattro	Ignition Coil	2.3L	Base	Actual OE	IGC0058
200	Ignition Coil	2.2L	Base	Turbocharged, Actual OE	IGC0058
200 Quattro	Ignition Coil	2.2L	Base	Turbocharged, Actual OE	IGC0058
Coupe Quattro	Ignition Coil	2.3L	20v	Actual OE	IGC0058
<b>1991 Audi</b>					
80	Ignition Coil	2.3L	Base	Actual OE	IGC0058
80 Quattro	Ignition Coil	2.3L	Base	Actual OE	IGC0058
90 Quattro	Ignition Coil	2.3L	20v	Actual OE	IGC0058
100	Voltage Regulator	2.3L	Base		ALR0696
100	Ignition Coil	2.3L	Base	Actual OE	IGC0058
100 Quattro	Voltage Regulator	2.3L	Base		ALR0696
100 Quattro	Ignition Coil	2.3L	Base	Actual OE	IGC0058
200	Ignition Coil	2.2L	Base	Turbocharged, Actual OE	IGC0058
200 Quattro	Ignition Coil	2.2L	20v, 20v Avant, Avant, Base	Turbocharged, Actual OE	IGC0058
Coupe Quattro	Ignition Coil	2.3L	20v	Actual OE	IGC0058
<b>1992 Audi</b>					
80	Ignition Coil	2.3L	Base	Actual OE	IGC0058
80 Quattro	Ignition Coil	2.3L	Base	Actual OE	IGC0058
100	Voltage Regulator	2.8L	Base, CS, S		ALR0696
100 Quattro	Voltage Regulator	2.8L	CS		ALR0696
S4	Voltage Regulator	2.2L	Base		ALR0696
<b>1993 Audi</b>					
90	Voltage Regulator	2.8L	CS, S		ALR0696
90	Mass Air Flow Sensor	2.8L	CS, S	From Chassis # 8CP191968, Actual OE	MAF0020
90 Quattro	Voltage Regulator	2.8L	CS		ALR0696
90 Quattro	Mass Air Flow Sensor	2.8L	CS	Actual OE	MAF0020
100	Voltage Regulator	2.8L	Base, CS, S		ALR0696
100	Mass Air Flow Sensor	2.8L	Base, S	Actual OE	MAF0020
100	Mass Air Flow Sensor	2.8L	CS	From Chassis # 4AP022307, Actual OE	MAF0020
100 Quattro	Voltage Regulator	2.8L	CS		ALR0696
100 Quattro	Mass Air Flow Sensor	2.8L	CS	From Chassis # 4AP022307, Actual OE	MAF0020



Vehicle	Part Type	Engine Size	Trim	Note(s)	Part Number
<b>1993 Audi (cont'd)</b>					
S4	Voltage Regulator	2.2L	Base		ALR0696
<b>1994 Audi</b>					
90	Voltage Regulator	2.8L	CS, S		ALR0696
90	Mass Air Flow Sensor	2.8L	CS, S	From Chassis # 8CP191968, Actual OE	MAF0020
90 Quattro	Voltage Regulator	2.8L	CS		ALR0696
90 Quattro	Mass Air Flow Sensor	2.8L	CS	Actual OE	MAF0020
100	Voltage Regulator	2.8L	CS, S		ALR0696
100	Mass Air Flow Sensor	2.8L	CS, S	Actual OE	MAF0020
100 Quattro	Voltage Regulator	2.8L	CS		ALR0696
100 Quattro	Mass Air Flow Sensor	2.8L	CS	From Chassis # 4AP022307, Actual OE	MAF0020
Cabriolet	Voltage Regulator	2.8L	Base		ALR0696
Cabriolet	Mass Air Flow Sensor	2.8L	Base	Actual OE	MAF0020
S4	Voltage Regulator	2.2L	Base		ALR0696
<b>1995 Audi</b>					
90	Mass Air Flow Sensor	2.8L	Base, Sport	Actual OE	MAF0020
90	Spark Plug Wire	2.8L	Base, Sport	Fits cylinder 1 to 6, SPECIAL ORDER ONLY	SPW4796HU-D
90 Quattro	Mass Air Flow Sensor	2.8L	Base, Sport	Actual OE	MAF0020
90 Quattro	Spark Plug Wire	2.8L	Base, Sport	Fits cylinder 1 to 6, AFC, SPECIAL ORDER ONLY	SPW4796HU-D
A6	ABS Wheel Speed Sensor	2.8L	Avant, Base	W/ harness, Front, SPECIAL ORDER ONLY	ABS1422HU-D
A6	ABS Wheel Speed Sensor	2.8L	Avant, Base	W/ harness, Rear, SPECIAL ORDER ONLY	ABS1423HU-D
A6	Voltage Regulator	2.8L	Avant, Base		ALR0696
A6	Mass Air Flow Sensor	2.8L	Avant, Base	Actual OE	MAF0020
A6	Spark Plug Wire	2.8L	Avant, Base	Fits cylinder 1 to 6, SPECIAL ORDER ONLY	SPW4796HU-D
A6 Quattro	ABS Wheel Speed Sensor	2.8L	Avant, Base	W/ harness, Front, SPECIAL ORDER ONLY	ABS1422HU-D
A6 Quattro	Voltage Regulator	2.8L	Avant, Base		ALR0696

Vehicle	Part Type	Engine Size	Trim	Note(s)	Part Number
<b>1995 Audi (cont'd)</b>					
A6 Quattro	Mass Air Flow Sensor	2.8L	Avant	Actual OE	MAF0020
A6 Quattro	Mass Air Flow Sensor	2.8L	Base	From Chassis # 4AS032000, Actual OE	MAF0020
A6 Quattro	Spark Plug Wire	2.8L	Avant, Base	Fits cylinder 1 to 6, AFC, SPECIAL ORDER ONLY	SPW4796HU-D
Cabriolet	Voltage Regulator	2.8L	Base		ALR0696
Cabriolet	Fuel Pump	2.8L	Base	To 8G-S-002 000, In-Line, SPECIAL ORDER ONLY	FUP3380-D
Cabriolet	Mass Air Flow Sensor	2.8L	Base	Actual OE	MAF0020
Cabriolet	Spark Plug Wire	2.8L	Base	Fits cylinder 1 to 6, SPECIAL ORDER ONLY	SPW4796HU-D
S6	ABS Wheel Speed Sensor	2.2L	Avant, Base	W/ harness, Front, SPECIAL ORDER ONLY	ABS1422HU-D
S6	Voltage Regulator	2.2L	Avant, Base		ALR0696
<b>1996 Audi</b>					
A4	ABS Wheel Speed Sensor	2.8L	Base	W/ harness, Rear, SPECIAL ORDER ONLY	ABS1418HU-D
A4	ABS Wheel Speed Sensor	2.8L	Base	W/ harness, Front, SPECIAL ORDER ONLY	ABS1419HU-D
A4	Voltage Regulator	2.8L	Base	GAS, AFC, SPECIAL ORDER ONLY	ALR0558
A4	Voltage Regulator	2.8L	Base	GAS, AFC	ALR0696
A4	Fuel Pump	2.8L	Base	AFC	FUP3312-HU
A4	Mass Air Flow Sensor	2.8L	Base	Actual OE	MAF0020
A4	Spark Plug Wire	2.8L	Base	Fits cylinder 1 to 6, AFC, SPECIAL ORDER ONLY	SPW4796HU-D
A4 Quattro	ABS Wheel Speed Sensor	2.8L	Base	W/ harness, Front, SPECIAL ORDER ONLY	ABS1419HU-D
A4 Quattro	Voltage Regulator	2.8L	Base		ALR0696
A4 Quattro	Fuel Pump	2.8L	Base		FUP3312-HU
A4 Quattro	Mass Air Flow Sensor	2.8L	Base	Actual OE	MAF0020
A4 Quattro	Spark Plug Wire	2.8L	Base	Fits cylinder 1 to 6, SPECIAL ORDER ONLY	SPW4796HU-D

Vehicle	Part Type	Engine Size	Trim	Note(s)	Part Number
<b>1996 Audi (cont'd)</b>					
A6	ABS Wheel Speed Sensor	2.8L	Avant, Base	W/ harness, Front, SPECIAL ORDER ONLY	ABS1422HU-D
A6	ABS Wheel Speed Sensor	2.8L	Avant, Base	W/ harness, Rear, SPECIAL ORDER ONLY	ABS1423HU-D
A6	Voltage Regulator	2.8L	Avant, Base		ALR0696
A6	Mass Air Flow Sensor	2.8L	Avant, Base	Actual OE	MAF0020
A6	Spark Plug Wire	2.8L	Avant, Base	Fits cylinder 1 to 6, SPECIAL ORDER ONLY	SPW4796HU-D
A6 Quattro	ABS Wheel Speed Sensor	2.8L	Avant, Base	W/ harness, Front, SPECIAL ORDER ONLY	ABS1422HU-D
A6 Quattro	Voltage Regulator	2.8L	Avant, Base		ALR0696
A6 Quattro	Mass Air Flow Sensor	2.8L	Avant	Actual OE	MAF0020
A6 Quattro	Mass Air Flow Sensor	2.8L	Base	From Chassis # 4AS032000, Actual OE	MAF0020
A6 Quattro	Spark Plug Wire	2.8L	Avant, Base	Fits cylinder 1 to 6, AFC, SPECIAL ORDER ONLY	SPW4796HU-D
Cabriolet	Voltage Regulator	2.8L	Base		ALR0696
Cabriolet	Fuel Pump	2.8L	Base	To 8G-S-002 000, In-Line, SPECIAL ORDER ONLY	FUP3380-D
Cabriolet	Mass Air Flow Sensor	2.8L	Base	Actual OE	MAF0020
Cabriolet	Spark Plug Wire	2.8L	Base	Fits cylinder 1 to 6, SPECIAL ORDER ONLY	SPW4796HU-D
S6	ABS Wheel Speed Sensor	2.2L	Base	W/ harness, Front, SPECIAL ORDER ONLY	ABS1422HU-D
S6	Voltage Regulator	2.2L	Base	GAS, AAN, SPECIAL ORDER ONLY	ALR0558
S6	Voltage Regulator	2.2L	Base	GAS, AAN	ALR0696
S6	Ignition Control Module	2.2L	Base		IGC8052
<b>1997 Audi</b>					
A4	ABS Wheel Speed Sensor	1.8L, 2.8L	Base	W/ harness, Rear, SPECIAL ORDER ONLY	ABS1418HU-D
A4	ABS Wheel Speed Sensor	1.8L, 2.8L	Base	W/ harness, Front, SPECIAL ORDER ONLY	ABS1419HU-D

Vehicle	Part Type	Engine Size	Trim	Note(s)	Part Number
<b>1997 Audi (cont'd)</b>					
A4	Voltage Regulator	1.8L	Base	GAS, AEB, SPECIAL ORDER ONLY	ALR0558
A4	Voltage Regulator	2.8L	Base	GAS, AFC, SPECIAL ORDER ONLY	ALR0558
A4	Voltage Regulator	2.8L	Base	GAS, AHA, SPECIAL ORDER ONLY	ALR0558
A4	Voltage Regulator	1.8L	Base	GAS, AEB	ALR0696
A4	Voltage Regulator	2.8L	Base	GAS, AFC	ALR0696
A4	Voltage Regulator	2.8L	Base	GAS, AHA	ALR0696
A4	Fuel Pump	1.8L	Base	AEB	FUP3312-HU
A4	Fuel Pump	2.8L	Base	AFC	FUP3312-HU
A4	Fuel Pump	2.8L	Base	AHA	FUP3312-HU
A4	Ignition Control Module	1.8L	Base		IGC8055-D
A4	Mass Air Flow Sensor	2.8L	Base	Actual OE	MAF0020
A4	Mass Air Flow Sensor	1.8L	Base	MEX, Actual OE	MAF0074
A4	Spark Plug Wire	2.8L	Base	Fits cylinder 1 to 6, AFC, SPECIAL ORDER ONLY	SPW4796HU-D
A4 Quattro	ABS Wheel Speed Sensor	1.8L, 2.8L	Base	W/ harness, Front, SPECIAL ORDER ONLY	ABS1419HU-D
A4 Quattro	Voltage Regulator	1.8L, 2.8L	Base		ALR0696
A4 Quattro	Fuel Pump	1.8L	Base	AEB	FUP3312-HU
A4 Quattro	Fuel Pump	2.8L	Base	AFC	FUP3312-HU
A4 Quattro	Ignition Control Module	1.8L	Base		IGC8055-D
A4 Quattro	Mass Air Flow Sensor	2.8L	Base	Actual OE	MAF0020
A4 Quattro	Spark Plug Wire	1.8L	Base	cylinder 1, SPECIAL ORDER ONLY	SPW4796HU-D
A4 Quattro	Spark Plug Wire	2.8L	Base	Fits cylinder 1 to 6, SPECIAL ORDER ONLY	SPW4796HU-D
A6	ABS Wheel Speed Sensor	2.8L	Avant, Base	W/ harness, Front, SPECIAL ORDER ONLY	ABS1422HU-D
A6	ABS Wheel Speed Sensor	2.8L	Avant, Base	W/ harness, Rear, SPECIAL ORDER ONLY	ABS1423HU-D
A6	Voltage Regulator	2.8L	Avant, Base		ALR0696
A6	Mass Air Flow Sensor	2.8L	Avant, Base	Actual OE	MAF0020

Vehicle	Part Type	Engine Size	Trim	Note(s)	Part Number
<b>1997 Audi (cont'd)</b>					
A6	Spark Plug Wire	2.8L	Avant, Base	Fits cylinder 1 to 6, AFC, SPECIAL ORDER ONLY	SPW4796HU-D
A6 Quattro	ABS Wheel Speed Sensor	2.8L	Avant, Base	W/ harness, Front, SPECIAL ORDER ONLY	ABS1422HU-D
A6 Quattro	Voltage Regulator	2.8L	Avant, Base		ALR0696
A6 Quattro	Mass Air Flow Sensor	2.8L	Avant	Actual OE	MAF0020
A6 Quattro	Mass Air Flow Sensor	2.8L	Base	From Chassis # 4AS032000, Actual OE	MAF0020
A6 Quattro	Spark Plug Wire	2.8L	Avant, Base	Fits cylinder 1 to 6, AFC, SPECIAL ORDER ONLY	SPW4796HU-D
A8	Voltage Regulator	3.7L	Base	SPECIAL ORDER ONLY	ALR0558
A8	Ignition Control Module	3.7L	Base		IGC8055-D
A8 Quattro	Voltage Regulator	4.2L	Base	SPECIAL ORDER ONLY	ALR0558
A8 Quattro	Ignition Control Module	4.2L	Base		IGC8055-D
Cabriolet	Voltage Regulator	2.8L	Base		ALR0696
Cabriolet	Fuel Pump	2.8L	Base	To 8G-S-002 000, In-Line, SPECIAL ORDER ONLY	FUP3380-D
Cabriolet	Mass Air Flow Sensor	2.8L	Base	Actual OE	MAF0020
Cabriolet	Spark Plug Wire	2.8L	Base	Fits cylinder 1 to 6, SPECIAL ORDER ONLY	SPW4796HU-D
S6	ABS Wheel Speed Sensor	2.2L	Base	W/ harness, Front, SPECIAL ORDER ONLY	ABS1422HU-D
S6	Voltage Regulator	2.2L	Base	GAS, AAN, SPECIAL ORDER ONLY	ALR0558
S6	Voltage Regulator	2.2L	Base	GAS, AAN	ALR0696
S6	Ignition Control Module	2.2L	Base		IGC8052
<b>1998 Audi</b>					
A3	Mass Air Flow Sensor	1.8L	Base	MEX, Actual OE	MAF0074
A4	ABS Wheel Speed Sensor	1.8L, 2.8L	Avant, Base	W/ harness, Rear, SPECIAL ORDER ONLY	ABS1418HU-D
A4	ABS Wheel Speed Sensor	1.8L, 2.8L	Avant, Base	W/ harness, Front, SPECIAL ORDER ONLY	ABS1419HU-D

Vehicle	Part Type	Engine Size	Trim	Note(s)	Part Number
<b>1998 Audi (cont'd)</b>					
A4	Voltage Regulator	1.8L	Avant, Base	GAS, AEB, SPECIAL ORDER ONLY	ALR0558
A4	Voltage Regulator	2.8L	Avant, Base	GAS, AHA, SPECIAL ORDER ONLY	ALR0558
A4	Voltage Regulator	1.8L	Base	GAS, AEB	ALR0696
A4	Voltage Regulator	2.8L	Avant, Base	GAS, AHA	ALR0696
A4	Fuel Pump	1.8L	Base	AEB	FUP3312-HU
A4	Fuel Pump	2.8L	Avant, Base	AHA	FUP3312-HU
A4	Ignition Control Module	1.8L	Avant, Base		IGC8052
A4	Mass Air Flow Sensor	2.8L	Base	To Serial # 8D-W-007 799, CAN, Actual OE	MAF0020
A4	Mass Air Flow Sensor	2.8L	Avant, Base	To Serial # 8D-W-007 799, USA, Actual OE	MAF0020
A4	Mass Air Flow Sensor	2.8L	Base	From Serial #(s) 8D-W-007 800, CAN, Actual OE	MAF0021
A4	Mass Air Flow Sensor	2.8L	Avant, Base	From Serial #(s) 8D-W-007 800, USA, Actual OE	MAF0021
A4	Mass Air Flow Sensor	1.8L	Base	From Serial #(s) 8D-W-007 800, CAN, Actual OE	MAF0072
A4	Mass Air Flow Sensor	1.8L	Avant, Base	From Serial #(s) 8D-W-007 800, MEX, Actual OE	MAF0072
A4	Mass Air Flow Sensor	1.8L	Base	From Serial #(s) 8D-W-007 800, USA, Actual OE	MAF0072
A4	Mass Air Flow Sensor	1.8L	Avant, Base	To Serial # 8D-W-007 799, MEX, Actual OE	MAF0074
A4 Quattro	ABS Wheel Speed Sensor	1.8L, 2.8L	Avant, Base	W/ harness, Front, SPECIAL ORDER ONLY	ABS1419HU-D
A4 Quattro	Voltage Regulator	1.8L, 2.8L	Avant, Base		ALR0696
A4 Quattro	Fuel Pump	1.8L	Base	AEB	FUP3312-HU
A4 Quattro	Fuel Pump	2.8L	Avant, Base	AHA	FUP3312-HU
A4 Quattro	Ignition Control Module	1.8L	Base		IGC8055-D
A4 Quattro	Mass Air Flow Sensor	2.8L	Avant, Base	To Serial # 8D-W-007 799, Actual OE	MAF0020
A4 Quattro	Mass Air Flow Sensor	2.8L	Avant, Base	From Serial #(s) 8D-W-007 800, Actual OE	MAF0021

Vehicle	Part Type	Engine Size	Trim	Note(s)	Part Number
<b>1998 Audi (cont'd)</b>					
A4 Quattro	Mass Air Flow Sensor	1.8L	Base	From Serial #(s) 8D-W-007 800, Actual OE	MAF0072
A4 Quattro	Spark Plug Wire	1.8L	Base	cylinder 1, SPECIAL ORDER ONLY	SPW4796HU-D
A4 Quattro	Spark Plug Wire	2.8L	Avant, Base	Fits cylinder 1 to 6, SPECIAL ORDER ONLY	SPW4796HU-D
A6	ABS Wheel Speed Sensor	2.8L	Base	W/ harness, From vin 4B-W-000 001, Rear, SPECIAL ORDER ONLY	ABS1420HU-D
A6	ABS Wheel Speed Sensor	2.8L	Base	W/ harness, To vin4A-W-005 000, Front, SPECIAL ORDER ONLY	ABS1422HU-D
A6	ABS Wheel Speed Sensor	2.8L	Base	W/ harness, To vin4A-W-005 000, Rear, SPECIAL ORDER ONLY	ABS1423HU-D
A6	ABS Wheel Speed Sensor	2.8L	Base	W/ harness, From vin 4B-W-000 001, Front, SPECIAL ORDER ONLY	ABS1434HU-D
A6	Voltage Regulator	2.8L	Base	GAS, AHA	ALR0570
A6	Voltage Regulator	2.8L	Base	GAS, AHA	ALR0696
A6	Mass Air Flow Sensor	2.8L	Base	Actual OE	MAF0021
A6 Quattro	ABS Wheel Speed Sensor	2.8L	Avant, Base	W/ harness, To vin4A-W-005 000, Front, SPECIAL ORDER ONLY	ABS1422HU-D
A6 Quattro	ABS Wheel Speed Sensor	2.8L	Avant, Base	W/ harness, From vin 4B-W-000 001, Front, SPECIAL ORDER ONLY	ABS1434HU-D
A6 Quattro	Voltage Regulator	2.8L	Avant	GAS, AFC	ALR0570
A6 Quattro	Voltage Regulator	2.8L	Base	GAS, AHA	ALR0570
A6 Quattro	Voltage Regulator	2.8L	Avant	GAS, AFC	ALR0696
A6 Quattro	Voltage Regulator	2.8L	Base	GAS, AHA	ALR0696
A6 Quattro	Ignition Coil	2.8L	Avant, Base	From VIN # 4B-W-000 001	IGC0132
A6 Quattro	Mass Air Flow Sensor	2.8L	Avant	Actual OE	MAF0020
A6 Quattro	Mass Air Flow Sensor	2.8L	Base	Actual OE	MAF0021
A6 Quattro	Spark Plug Wire	2.8L	Avant	Fits cylinder 1 to 6, AFC, SPECIAL ORDER ONLY	SPW4796HU-D

Vehicle	Part Type	Engine Size	Trim	Note(s)	Part Number
<b>1998 Audi (cont'd)</b>					
A8	Voltage Regulator	3.7L	Base	SPECIAL ORDER ONLY	ALR0558
A8	Ignition Control Module	3.7L	Base		IGC8055-D
A8 Quattro	Voltage Regulator	4.2L	Base	SPECIAL ORDER ONLY	ALR0558
A8 Quattro	Ignition Control Module	4.2L	Base		IGC8055-D
Cabriolet	Voltage Regulator	2.8L	Base		ALR0696
Cabriolet	Fuel Pump	2.8L	Base	To 8G-S-002 000, In-Line, SPECIAL ORDER ONLY	FUP3380-D
Cabriolet	Mass Air Flow Sensor	2.8L	Base	Actual OE	MAF0020
Cabriolet	Spark Plug Wire	2.8L	Base	Fits cylinder 1 to 6, SPECIAL ORDER ONLY	SPW4796HU-D
<b>1999 Audi</b>					
A3	Mass Air Flow Sensor	1.8L	Base	MEX, Actual OE	MAF0074
A4	ABS Wheel Speed Sensor	1.8L, 2.8L	Avant, Base	W/ harness, From vin 8D-X-200 001, Front	ABS1417
A4	ABS Wheel Speed Sensor	1.8L, 2.8L	Avant, Base	W/ harness, Rear, SPECIAL ORDER ONLY	ABS1418HU-D
A4	ABS Wheel Speed Sensor	1.8L, 2.8L	Avant, Base	W/ harness, To vin 8D-X-199 999, Front, SPECIAL ORDER ONLY	ABS1419HU-D
A4	Voltage Regulator	1.8L	Avant, Base	GAS, AEB	ALR0570
A4	Voltage Regulator	2.8L	Base	GAS, AHA	ALR0570
A4	Voltage Regulator	1.8L	Base	GAS, AEB	ALR0696
A4	Voltage Regulator	2.8L	Base	GAS, AHA	ALR0696
A4	Fuel Pump	1.8L	Base	AEB	FUP3312-HU
A4	Fuel Pump	2.8L	Base	AHA	FUP3312-HU
A4	Ignition Control Module	1.8L	Avant, Base		IGC8055-D
A4	Mass Air Flow Sensor	2.8L	Base	Actual OE	MAF0021
A4	Mass Air Flow Sensor	1.8L	Base	Turbocharged, AEB, Actual OE	MAF0072
A4 Quattro	ABS Wheel Speed Sensor	1.8L, 2.8L	Avant, Base	push-on connection; W/ harness, From vin 8D-X-200 001, Front	ABS1417



Vehicle	Part Type	Engine Size	Trim	Note(s)	Part Number
<b>1999 Audi (cont'd)</b>					
A4 Quattro	ABS Wheel Speed Sensor	1.8L, 2.8L	Avant, Base	W/ harness, To vin 8D-X-199 999, Front, SPECIAL ORDER ONLY	ABS1419HU-D
A4 Quattro	Voltage Regulator	1.8L	Avant, Base	GAS, AEB	ALR0570
A4 Quattro	Voltage Regulator	2.8L	Avant, Base	GAS, AHA	ALR0570
A4 Quattro	Voltage Regulator	1.8L	Avant, Base	GAS, AEB	ALR0696
A4 Quattro	Voltage Regulator	2.8L	Avant, Base	GAS, AHA	ALR0696
A4 Quattro	Fuel Pump	1.8L	Avant, Base	AEB	FUP3312-HU
A4 Quattro	Fuel Pump	2.8L	Avant, Base	AHA	FUP3312-HU
A4 Quattro	Ignition Control Module	1.8L	Avant, Base		IGC8055-D
A4 Quattro	Mass Air Flow Sensor	2.8L	Avant, Base	Actual OE	MAF0021
A4 Quattro	Mass Air Flow Sensor	1.8L	Avant, Base	CAN, Actual OE	MAF0072
A4 Quattro	Mass Air Flow Sensor	1.8L	Avant, Base	USA, Actual OE	MAF0072
A4 Quattro	Mass Air Flow Sensor	1.8L	Base	MEX, Actual OE	MAF0074
A6	ABS Wheel Speed Sensor	2.8L	Avant, Base	W/ harness, Rear, SPECIAL ORDER ONLY	ABS1420HU-D
A6	ABS Wheel Speed Sensor	2.8L	Avant, Base	W/ harness, To vin 4B-X-060 000, Front, SPECIAL ORDER ONLY	ABS1434HU-D
A6	ABS Wheel Speed Sensor	2.8L	Avant, Base	W/ harness, From vin 4B-X-060 001, Front, SPECIAL ORDER ONLY	ABS1436HU-D
A6	Voltage Regulator	2.8L	Avant, Base	GAS, AHA	ALR0570
A6	Voltage Regulator	2.8L	Base	GAS, AHA	ALR0696
A6	Fuel Pump	2.8L	Avant, Base	SPECIAL ORDER ONLY	FUP3387HU-D
A6	Mass Air Flow Sensor	2.8L	Base	Actual OE	MAF0021
A6 Quattro	ABS Wheel Speed Sensor	2.8L	Avant, Base	W/ harness, To vin 4B-X-060 000, Front, SPECIAL ORDER ONLY	ABS1434HU-D
A6 Quattro	ABS Wheel Speed Sensor	2.8L	Avant, Base	W/ harness, From vin 4B-X-060 001, Front, SPECIAL ORDER ONLY	ABS1436HU-D
A6 Quattro	Voltage Regulator	2.8L	Avant, Base	GAS, AHA	ALR0570
A6 Quattro	Voltage Regulator	2.8L	Avant, Base	GAS, AHA	ALR0696
A6 Quattro	Ignition Coil	2.8L	Avant, Base		IGC0132

Vehicle	Part Type	Engine Size	Trim	Note(s)	Part Number
<b>1999 Audi (cont'd)</b>					
A6 Quattro	Mass Air Flow Sensor	2.8L	Avant, Base	Actual OE	MAF0021
A8	Voltage Regulator	3.7L	Base	SPECIAL ORDER ONLY	ALR0558
A8	Ignition Control Module	3.7L	Base		IGC8055-D
A8 Quattro	Voltage Regulator	4.2L	Base	SPECIAL ORDER ONLY	ALR0558
A8 Quattro	Ignition Control Module	4.2L	Base		IGC8055-D
<b>2000 Audi</b>					
A3	Mass Air Flow Sensor	1.8L	Ambition, Attraction	MEX, Actual OE	MAF0074
A4	ABS Wheel Speed Sensor	1.8L, 2.8L	Avant, Base	W/ harness, Front	ABS1417
A4	ABS Wheel Speed Sensor	1.8L, 2.8L	Avant, Base	W/ harness, Rear, SPECIAL ORDER ONLY	ABS1418HU-D
A4	Voltage Regulator	2.8L	Base	GAS, ATQ	ALR0570
A4	Voltage Regulator	1.8L	Avant, Base	GAS, ATW	ALR0570
A4	Voltage Regulator	2.8L	Base	GAS, ATQ	ALR0696
A4	Voltage Regulator	1.8L	Base	GAS, ATW	ALR0696
A4	Engine Crankshaft Position Sensor	2.8L	Base	Automatic	CPS8140HU-D
A4	Fuel Pump	1.8L, 2.8L	Avant, Base		FUP3312-HU
A4	Ignition Coil	1.8L	Avant, Base		IGC0132
A4	Mass Air Flow Sensor	2.8L	Base	Actual OE	MAF0022
A4	Mass Air Flow Sensor	1.8L	Avant, Base		MAF8970
A4 Quattro	ABS Wheel Speed Sensor	1.8L, 2.8L	Avant, Base	push-on connection; W/ harness, Front	ABS1417
A4 Quattro	Voltage Regulator	1.8L	Base	GAS, AEB	ALR0570
A4 Quattro	Voltage Regulator	2.8L	Avant, Base	GAS, ATQ	ALR0570
A4 Quattro	Voltage Regulator	1.8L	Avant, Base	GAS, ATW	ALR0570
A4 Quattro	Voltage Regulator	1.8L	Base	GAS, AEB	ALR0696
A4 Quattro	Voltage Regulator	2.8L	Avant, Base	GAS, ATQ	ALR0696
A4 Quattro	Voltage Regulator	1.8L	Avant, Base	GAS, ATW	ALR0696
A4 Quattro	Engine Crankshaft Position Sensor	2.8L	Avant, Base	Automatic	CPS8140HU-D
A4 Quattro	Fuel Pump	1.8L, 2.8L	Avant, Base		FUP3312-HU
A4 Quattro	Ignition Coil	1.8L	Avant, Base	ATW	IGC0132
A4 Quattro	Ignition Control Module	1.8L	Base	AEB	IGC8055-D
A4 Quattro	Mass Air Flow Sensor	2.8L	Avant, Base	Actual OE	MAF0022

Vehicle	Part Type	Engine Size	Trim	Note(s)	Part Number
<b>2000 Audi (cont'd)</b>					
A4 Quattro	Mass Air Flow Sensor	1.8L	Base	AEB, Actual OE	MAF0072
A4 Quattro	Mass Air Flow Sensor	1.8L	Avant, Base	ATW	MAF8970
A6	ABS Wheel Speed Sensor	2.8L	Avant, Base	W/ harness, Rear, SPECIAL ORDER ONLY	ABS1420HU-D
A6	ABS Wheel Speed Sensor	2.8L	Avant, Base	W/ harness, Front, SPECIAL ORDER ONLY	ABS1436HU-D
A6	Voltage Regulator	2.8L	Avant, Base	GAS, ATQ	ALR0570
A6	Voltage Regulator	2.8L	Base	GAS, ATQ	ALR0696
A6	Engine Crankshaft Position Sensor	2.8L	Avant, Base		CPS8140HU-D
A6	Fuel Pump	2.8L	Avant, Base	SPECIAL ORDER ONLY	FUP3387HU-D
A6	Mass Air Flow Sensor	2.8L	Avant, Base	Actual OE	MAF0022
A6 Quattro	ABS Wheel Speed Sensor	2.7L, 2.8L, 4.2L	Avant, Base	W/ harness, Front, SPECIAL ORDER ONLY	ABS1436HU-D
A6 Quattro	Voltage Regulator	4.2L	Base	GAS, ART, SPECIAL ORDER ONLY	ALR0558
A6 Quattro	Voltage Regulator	2.7L	Base	GAS, APB	ALR0570
A6 Quattro	Voltage Regulator	2.8L	Avant, Base	GAS, ATQ	ALR0570
A6 Quattro	Voltage Regulator	2.8L	Avant, Base	GAS, ATQ	ALR0696
A6 Quattro	Engine Crankshaft Position Sensor	2.8L	Avant, Base		CPS8140HU-D
A6 Quattro	Ignition Coil	4.2L	Base		IGC0132
A6 Quattro	Ignition Control Module	2.7L	Base		IGC8052
A6 Quattro	Mass Air Flow Sensor	2.8L	Avant, Base	Actual OE	MAF0022
A6 Quattro	Mass Air Flow Sensor	2.7L	Base	From Chassis # 4B-1-000 001, Actual OE	MAF0036
A8 Quattro	Voltage Regulator	4.2L	Base, L	SPECIAL ORDER ONLY	ALR0558
A8 Quattro	Ignition Coil	4.2L	Base, L		IGC0132
S3	Mass Air Flow Sensor	1.8L	Base	MEX, Actual OE	MAF0074
S4	ABS Wheel Speed Sensor	2.7L	Base	push-on connection; W/ harness, Front	ABS1417
S4	Voltage Regulator	2.7L	Base		ALR0570
S4	Engine Crankshaft Position Sensor	2.7L	Base	Manual	CPS8140HU-D

Vehicle	Part Type	Engine Size	Trim	Note(s)	Part Number
<b>2000 Audi (cont'd)</b>					
S4	Ignition Control Module	2.7L	Base		IGC8052
S4	Mass Air Flow Sensor	2.7L	Base	From Chassis # 8D-1-000 001, Actual OE	MAF0036
TT	ABS Wheel Speed Sensor	1.8L	Base	Front Left	ABS1400
TT	ABS Wheel Speed Sensor	1.8L	Base	Front Right	ABS1401
TT	ABS Wheel Speed Sensor	1.8L	Base	Rear	ABS1403
TT	Voltage Regulator	1.8L	Base		ALR0570
TT	Engine Crankshaft Position Sensor	1.8L	Base		CPS8140HU-D
TT	Fuel Pump Module Assembly	1.8L	Base	SPECIAL ORDER ONLY	FUP3425HU-D
TT	Ignition Coil	1.8L	Base		IGC0132
TT	Mass Air Flow Sensor	1.8L	Base		MAF8970
TT Quattro	ABS Wheel Speed Sensor	1.8L	Base	Front Left	ABS1400
TT Quattro	ABS Wheel Speed Sensor	1.8L	Base	Front Right	ABS1401
TT Quattro	ABS Wheel Speed Sensor	1.8L	Base	Rear, SPECIAL ORDER ONLY	ABS1406HU-D
TT Quattro	Voltage Regulator	1.8L	Base		ALR0570
TT Quattro	Engine Crankshaft Position Sensor	1.8L	Base		CPS8140HU-D
TT Quattro	Fuel Pump Module Assembly	1.8L	Base	SPECIAL ORDER ONLY	FUP3372-D
TT Quattro	Ignition Coil	1.8L	Base		IGC0132
TT Quattro	Mass Air Flow Sensor	1.8L	Base	ATC	MAF8970
<b>2001 Audi</b>					
A4	ABS Wheel Speed Sensor	1.8L, 2.8L	Avant Confort, Avant Luxury, Base, Basico, Confort, Luxury, Sport	W/ harness, Front	ABS1417
A4	ABS Wheel Speed Sensor	1.8L, 2.8L	Avant Confort, Avant Luxury, Base, Basico, Confort, Luxury, Sport	W/ harness, Rear, SPECIAL ORDER ONLY	ABS1418HU-D
A4	Voltage Regulator	2.8L	Base	GAS, ATQ	ALR0570
A4	Voltage Regulator	1.8L	Avant Confort, Avant Luxury, Base, Basico, Confort, Luxury, Sport	GAS, AWM	ALR0570
A4	Voltage Regulator	1.8L	Avant Confort, Avant Luxury, Base, Basico, Confort, Luxury, Sport	GAS, AWM, SPECIAL ORDER ONLY	ALR0571-D
A4	Voltage Regulator	2.8L	Base	GAS, ATQ	ALR0696

Vehicle	Part Type	Engine Size	Trim	Note(s)	Part Number
<b>2001 Audi (cont'd)</b>					
A4	Engine Crankshaft Position Sensor	2.8L	Base	Automatic	CPS8140HU-D
A4	Fuel Pump	1.8L, 2.8L	Avant Confort, Avant Luxury, Base, Basico, Confort, Luxury, Sport		FUP3312-HU
A4	Ignition Coil	1.8L	Avant Confort, Avant Luxury, Base, Basico, Confort, Luxury, Sport		IGC0149
A4	Mass Air Flow Sensor	2.8L	Base	Actual OE	MAF0022
A4	Mass Air Flow Sensor	1.8L	Avant Confort, Avant Luxury, Base, Basico, Confort, Luxury, Sport		MAF8965
A4 Quattro	ABS Wheel Speed Sensor	1.8L, 2.8L	Avant, Base, Confort	push-on connection; W/ harness, Front	ABS1417
A4 Quattro	Voltage Regulator	2.8L	Avant, Base	GAS, ATQ	ALR0570
A4 Quattro	Voltage Regulator	1.8L	Avant, Base, Confort	GAS, AWM	ALR0570
A4 Quattro	Voltage Regulator	1.8L	Avant, Base, Confort	GAS, AWM, SPECIAL ORDER ONLY	ALR0571-D
A4 Quattro	Voltage Regulator	2.8L	Avant, Base	GAS, ATQ	ALR0696
A4 Quattro	Engine Crankshaft Position Sensor	2.8L	Avant, Base	Automatic	CPS8140HU-D
A4 Quattro	Fuel Pump	1.8L, 2.8L	Avant, Base, Confort		FUP3312-HU
A4 Quattro	Ignition Coil	1.8L	Avant, Base, Confort		IGC0149
A4 Quattro	Mass Air Flow Sensor	2.8L	Avant, Base	Actual OE	MAF0022
A4 Quattro	Mass Air Flow Sensor	1.8L	Avant, Base, Confort		MAF8965
A6	ABS Wheel Speed Sensor	2.8L	Base	W/ harness, Rear, SPECIAL ORDER ONLY	ABS1420HU-D
A6	ABS Wheel Speed Sensor	2.8L	Base	W/ harness, Front, SPECIAL ORDER ONLY	ABS1436HU-D
A6	Voltage Regulator	2.8L	Base	GAS, ATQ	ALR0570
A6	Voltage Regulator	2.8L	Base	GAS, ATQ	ALR0696
A6	Engine Crankshaft Position Sensor	2.8L	Base		CPS8140HU-D
A6	Fuel Pump	2.8L	Base	SPECIAL ORDER ONLY	FUP3387HU-D
A6	Mass Air Flow Sensor	2.8L	Base	Actual OE	MAF0022
A6 Quattro	ABS Wheel Speed Sensor	2.7L, 2.8L, 4.2L	Avant, Base, Luxury	W/ harness, Front, SPECIAL ORDER ONLY	ABS1436HU-D
A6 Quattro	Voltage Regulator	4.2L	Base	GAS, AWN, SPECIAL ORDER ONLY	ALR0558

Vehicle	Part Type	Engine Size	Trim	Note(s)	Part Number
<b>2001 Audi (cont'd)</b>					
A6 Quattro	Voltage Regulator	2.7L	Base	GAS, APB	ALR0570
A6 Quattro	Voltage Regulator	2.8L	Avant, Base, Luxury	GAS, ATQ	ALR0570
A6 Quattro	Voltage Regulator	2.8L	Avant, Base	GAS, ATQ	ALR0696
A6 Quattro	Engine Crankshaft Position Sensor	2.8L	Avant, Base, Luxury		CPS8140HU-D
A6 Quattro	Ignition Coil	4.2L	Base		IGC0132
A6 Quattro	Ignition Control Module	2.7L	Base		IGC8052
A6 Quattro	Mass Air Flow Sensor	2.8L	Avant, Base, Luxury	Actual OE	MAF0022
A6 Quattro	Mass Air Flow Sensor	2.7L	Base	Actual OE	MAF0036
A8 Quattro	Voltage Regulator	4.2L	Base, L	SPECIAL ORDER ONLY	ALR0558
A8 Quattro	Ignition Coil	4.2L	Base, L		IGC0132
Allroad Quattro	Voltage Regulator	2.7L	Base		ALR0573
Allroad Quattro	Engine Crankshaft Position Sensor	2.7L	Base	Manual	CPS8140HU-D
Allroad Quattro	Ignition Coil	2.7L	Base		IGC0149
Allroad Quattro	Ignition Control Module	2.7L	Base		IGC8052
Allroad Quattro	Mass Air Flow Sensor	2.7L	Base	Actual OE	MAF0036
S4	ABS Wheel Speed Sensor	2.7L	Avant, Base	push-on connection; W/ harness, Front	ABS1417
S4	Voltage Regulator	2.7L	Avant, Base		ALR0570
S4	Engine Crankshaft Position Sensor	2.7L	Avant, Base	Manual	CPS8140HU-D
S4	Ignition Control Module	2.7L	Avant, Base		IGC8052
S4	Mass Air Flow Sensor	2.7L	Avant, Base	Actual OE	MAF0036
S8	Voltage Regulator	4.2L	Base	SPECIAL ORDER ONLY	ALR0558
S8	Ignition Coil	4.2L	Base		IGC0132
TT	ABS Wheel Speed Sensor	1.8L	Base	Front Left	ABS1400
TT	ABS Wheel Speed Sensor	1.8L	Base	Front Right	ABS1401
TT	ABS Wheel Speed Sensor	1.8L	Base	Rear	ABS1403
TT	Voltage Regulator	1.8L	Base		ALR0570
TT	Engine Crankshaft Position Sensor	1.8L	Base	ATC	CPS8140HU-D
TT	Engine Crankshaft Position Sensor	1.8L	Base	AWP	CPS8161HU-D

Vehicle	Part Type	Engine Size	Trim	Note(s)	Part Number
<b>2001 Audi (cont'd)</b>					
TT	Fuel Pump Module Assembly	1.8L	Base	SPECIAL ORDER ONLY	FUP3425HU-D
TT	Ignition Coil	1.8L	Base	ATC	IGC0132
TT	Ignition Coil	1.8L	Base	AWP	IGC0149
TT	Mass Air Flow Sensor	1.8L	Base	AWP	MAF8965
TT	Mass Air Flow Sensor	1.8L	Base	ATC	MAF8970
TT Quattro	ABS Wheel Speed Sensor	1.8L	Base	Front Left	ABS1400
TT Quattro	ABS Wheel Speed Sensor	1.8L	Base	Front Right	ABS1401
TT Quattro	ABS Wheel Speed Sensor	1.8L	Base	Rear, SPECIAL ORDER ONLY	ABS1406HU-D
TT Quattro	Voltage Regulator	1.8L	Base		ALR0570
TT Quattro	Engine Crankshaft Position Sensor	1.8L	Base		CPS8140HU-D
TT Quattro	Fuel Pump Module Assembly	1.8L	Base	SPECIAL ORDER ONLY	FUP3372-D
TT Quattro	Ignition Coil	1.8L	Base	AMU	IGC0132
TT Quattro	Ignition Coil	1.8L	Base	AWP	IGC0149
TT Quattro	Mass Air Flow Sensor	1.8L	Base	AWP	MAF8965
<b>2002 Audi</b>					
A4	ABS Wheel Speed Sensor	1.8L, 3.0L	Base, Confort, Luxury	W/ harness, To vin 8D-2-010 000, Front	ABS1417
A4	ABS Wheel Speed Sensor	1.8L, 3.0L	Base, Confort, Luxury	W/ harness, To vin 8D-2-010 000, Rear, SPECIAL ORDER ONLY	ABS1418HU-D
A4	ABS Wheel Speed Sensor	1.8L, 3.0L	Base, Confort, Luxury	W/ harness, From vin 8E-2-000 001, To vin 8E-4-400 000, Rear Right, SPECIAL ORDER ONLY	ABS1447HU-D
A4	Voltage Regulator	1.8L, 3.0L	Base, Confort, Luxury	To Vin 8D-2-010 000	ALR0570
A4	Voltage Regulator	1.8L	Base, Confort, Luxury	To Vin 8D-2-010 000, SPECIAL ORDER ONLY	ALR0571-D
A4	Voltage Regulator	1.8L, 3.0L	Base, Confort, Luxury	From vin 8E-2-000 001	ALR0573
A4	Engine Crankshaft Position Sensor	3.0L	Base	Automatic	CPS8140HU-D
A4	Fuel Pump	1.8L, 3.0L	Base, Confort, Luxury	SPECIAL ORDER ONLY	FUP3376-D
A4	Ignition Coil	1.8L	Base, Confort, Luxury		IGC0149

Vehicle	Part Type	Engine Size	Trim	Note(s)	Part Number
<b>2002 Audi (cont'd)</b>					
A4	Ignition Coil Connector	3.0L	Base		IGC3834-D
A4	Mass Air Flow Sensor	3.0L	Base	Actual OE	MAF0036
A4	Mass Air Flow Sensor	1.8L	Base, Confort, Luxury		MAF8965
A4 Quattro	ABS Wheel Speed Sensor	1.8L, 3.0L	Avant, Base, Le Mans, Luxury	push-on connection; W/ harness, To vin 8D-2-010 000, Front	ABS1417
A4 Quattro	ABS Wheel Speed Sensor	1.8L, 3.0L	Avant, Base, Le Mans, Luxury	W/ harness, From vin 8E-2-000 001, Rear Right, SPECIAL ORDER ONLY	ABS1447HU-D
A4 Quattro	Voltage Regulator	1.8L, 3.0L	Avant, Base, Le Mans, Luxury	To Vin 8D-2-010 000	ALR0570
A4 Quattro	Voltage Regulator	1.8L	Avant, Base, Le Mans, Luxury	To Vin 8D-2-010 000, SPECIAL ORDER ONLY	ALR0571-D
A4 Quattro	Voltage Regulator	1.8L, 3.0L	Avant, Base, Le Mans, Luxury	From vin 8E-2-000 001	ALR0573
A4 Quattro	Engine Crankshaft Position Sensor	3.0L	Avant, Base	Automatic	CPS8140HU-D
A4 Quattro	Fuel Pump	1.8L, 3.0L	Avant, Base, Le Mans, Luxury	SPECIAL ORDER ONLY	FUP3376-D
A4 Quattro	Ignition Coil	1.8L	Avant, Base, Le Mans, Luxury		IGC0149
A4 Quattro	Ignition Coil Connector	3.0L	Avant, Base		IGC3834-D
A4 Quattro	Mass Air Flow Sensor	3.0L	Avant, Base	Actual OE	MAF0036
A4 Quattro	Mass Air Flow Sensor	1.8L	Avant, Base, Le Mans, Luxury		MAF8965
A6	ABS Wheel Speed Sensor	3.0L	Base	W/ harness, Rear Right, SPECIAL ORDER ONLY	ABS1420HU-D
A6	ABS Wheel Speed Sensor	3.0L	Base	W/ harness, Rear Left, SPECIAL ORDER ONLY	ABS1421HU-D
A6	ABS Wheel Speed Sensor	3.0L	Base	For 16" wheels; W/ harness, Front, SPECIAL ORDER ONLY	ABS1436HU-D
A6	Voltage Regulator	3.0L	Base	70A BOSCH	ALR0570
A6	Voltage Regulator	3.0L	Base	90A BOSCH	ALR0573
A6	Fuel Pump	3.0L	Base	SPECIAL ORDER ONLY	FUP3387HU-D
A6	Ignition Coil Connector	3.0L	Base		IGC3834-D



Vehicle	Part Type	Engine Size	Trim	Note(s)	Part Number
<b>2002 Audi (cont'd)</b>					
A6	Mass Air Flow Sensor	3.0L	Base	Actual OE	MAF0036
A6 Quattro	ABS Wheel Speed Sensor	2.7L, 3.0L	Avant, Base	For 16" wheels; W/ harness, Front, SPECIAL ORDER ONLY	ABS1436HU-D
A6 Quattro	Voltage Regulator	4.2L	Base	SPECIAL ORDER ONLY	ALR0558
A6 Quattro	Voltage Regulator	2.7L	Base		ALR0570
A6 Quattro	Voltage Regulator	3.0L	Avant, Base		ALR0573
A6 Quattro	Engine Crankshaft Position Sensor	3.0L	Avant, Base		CPS8140HU-D
A6 Quattro	Engine Crankshaft Position Sensor	2.7L	Base	Manual	CPS8140HU-D
A6 Quattro	Ignition Coil	4.2L	Base		IGC0132
A6 Quattro	Ignition Coil Connector	3.0L	Avant, Base		IGC3834-D
A6 Quattro	Ignition Control Module	2.7L	Base		IGC8052
A6 Quattro	Mass Air Flow Sensor	2.7L, 3.0L	Avant, Base	Actual OE	MAF0036
A8 Quattro	Voltage Regulator	4.2L	Base, L	SPECIAL ORDER ONLY	ALR0558
A8 Quattro	Ignition Coil	4.2L	Base, L		IGC0132
Allroad Quattro	Voltage Regulator	2.7L	Base		ALR0573
Allroad Quattro	Engine Crankshaft Position Sensor	2.7L	Base	Manual	CPS8140HU-D
Allroad Quattro	Ignition Coil	2.7L	Base		IGC0149
Allroad Quattro	Ignition Control Module	2.7L	Base		IGC8052
Allroad Quattro	Mass Air Flow Sensor	2.7L	Base	Actual OE	MAF0036
S4	ABS Wheel Speed Sensor	2.7L	Avant, Base	W/ harness, Rear Right, SPECIAL ORDER ONLY	ABS1447HU-D
S4	Voltage Regulator	2.7L	Avant, Base	To Vin 8D-2-010 000	ALR0570
S4	Voltage Regulator	2.7L	Avant, Base	From vin 8E-2-000 001	ALR0573
S4	Engine Crankshaft Position Sensor	2.7L	Avant, Base	To VIN # 8D-2-010 000, Manual	CPS8140HU-D
S4	Ignition Control Module	2.7L	Avant, Base		IGC8052
S4	Mass Air Flow Sensor	2.7L	Avant, Base	Actual OE	MAF0036
S6	Voltage Regulator	4.2L	Avant, Base	SPECIAL ORDER ONLY	ALR0558
S6	Ignition Coil	4.2L	Avant, Base		IGC0132

Vehicle	Part Type	Engine Size	Trim	Note(s)	Part Number
<b>2002 Audi (cont'd)</b>					
S8	Voltage Regulator	4.2L	Base	SPECIAL ORDER ONLY	ALR0558
S8	Ignition Coil	4.2L	Base		IGC0132
TT	ABS Wheel Speed Sensor	1.8L	Base	Front Left	ABS1400
TT	ABS Wheel Speed Sensor	1.8L	Base	Front Right	ABS1401
TT	ABS Wheel Speed Sensor	1.8L	Base	Rear	ABS1403
TT	Voltage Regulator	1.8L	Base		ALR0570
TT	Engine Crankshaft Position Sensor	1.8L	Base	AWP	CPS8161HU-D
TT	Fuel Pump Module Assembly	1.8L	Base	To 8N-2-030 000, SPECIAL ORDER ONLY	FUP3425HU-D
TT	Ignition Coil	1.8L	Base		IGC0149
TT	Mass Air Flow Sensor	1.8L	Base		MAF8965
TT Quattro	ABS Wheel Speed Sensor	1.8L	ALMS Edition, Base	Front Left	ABS1400
TT Quattro	ABS Wheel Speed Sensor	1.8L	ALMS Edition, Base	Front Right	ABS1401
TT Quattro	ABS Wheel Speed Sensor	1.8L	ALMS Edition, Base	Rear, SPECIAL ORDER ONLY	ABS1406HU-D
TT Quattro	Voltage Regulator	1.8L	ALMS Edition, Base		ALR0570
TT Quattro	Engine Crankshaft Position Sensor	1.8L	ALMS Edition, Base	To VIN # 8N-2-021 000, AMU	CPS8140HU-D
TT Quattro	Engine Crankshaft Position Sensor	1.8L	Base	AWP	CPS8161HU-D
TT Quattro	Fuel Pump Module Assembly	1.8L	ALMS Edition, Base	SPECIAL ORDER ONLY	FUP3372-D
TT Quattro	Ignition Coil	1.8L	ALMS Edition, Base	AMU	IGC0132
TT Quattro	Ignition Coil	1.8L	Base	AWP	IGC0149
TT Quattro	Mass Air Flow Sensor	1.8L	Base	AWP	MAF8965
<b>2003 Audi</b>					
A4	ABS Wheel Speed Sensor	1.8L, 3.0L	Base, Cabrio, Cabriolet, Confort, Luxury, Vanguard	W/ harness, Rear Right, SPECIAL ORDER ONLY	ABS1447HU-D
A4	Voltage Regulator	1.8L, 3.0L	Base, Cabrio, Cabriolet, Confort, Luxury, Vanguard		ALR0573
A4	Engine Crankshaft Position Sensor	3.0L	Base	Automatic	CPS8140HU-D
A4	Fuel Pump	1.8L, 3.0L	Base, Cabrio, Cabriolet, Confort, Luxury, Vanguard	SPECIAL ORDER ONLY	FUP3376-D
A4	Ignition Coil	1.8L	Base, Cabrio, Cabriolet, Confort, Luxury, Vanguard		IGC0149

Vehicle	Part Type	Engine Size	Trim	Note(s)	Part Number
<b>2003 Audi (cont'd)</b>					
A4	Ignition Coil Connector	3.0L	Base, Cabriolet		IGC3834-D
A4	Mass Air Flow Sensor	3.0L	Base, Cabriolet	Actual OE	MAF0036
A4	Mass Air Flow Sensor	1.8L	Base, Cabrio, Cabriolet, Confort, Luxury, Vanguard		MAF8965
A4 Quattro	ABS Wheel Speed Sensor	1.8L, 3.0L	Avant, Base, Luxury	W/ harness, Rear Right, SPECIAL ORDER ONLY	ABS1447HU-D
A4 Quattro	Voltage Regulator	1.8L, 3.0L	Avant, Base, Luxury		ALR0573
A4 Quattro	Engine Crankshaft Position Sensor	3.0L	Avant, Base	Automatic	CPS8140HU-D
A4 Quattro	Fuel Pump	1.8L, 3.0L	Avant, Base, Luxury	SPECIAL ORDER ONLY	FUP3376-D
A4 Quattro	Ignition Coil	1.8L	Avant, Base, Luxury		IGC0149
A4 Quattro	Ignition Coil Connector	3.0L	Avant, Base		IGC3834-D
A4 Quattro	Mass Air Flow Sensor	3.0L	Avant, Base	Actual OE	MAF0036
A4 Quattro	Mass Air Flow Sensor	1.8L	Avant, Base, Luxury		MAF8965
A6	ABS Wheel Speed Sensor	3.0L	Base	W/ harness, Rear Right, SPECIAL ORDER ONLY	ABS1420HU-D
A6	ABS Wheel Speed Sensor	3.0L	Base	W/ harness, Rear Left, SPECIAL ORDER ONLY	ABS1421HU-D
A6	Voltage Regulator	3.0L	Base	70A BOSCH	ALR0570
A6	Voltage Regulator	3.0L	Base	90A BOSCH	ALR0573
A6	Fuel Pump	3.0L	Base	SPECIAL ORDER ONLY	FUP3387HU-D
A6	Ignition Coil Connector	3.0L	Base		IGC3834-D
A6	Mass Air Flow Sensor	3.0L	Base	Actual OE	MAF0036
A6 Quattro	Voltage Regulator	4.2L	Base	SPECIAL ORDER ONLY	ALR0558
A6 Quattro	Voltage Regulator	2.7L	Base		ALR0570
A6 Quattro	Voltage Regulator	3.0L	Avant, Base		ALR0573
A6 Quattro	Engine Crankshaft Position Sensor	3.0L	Avant, Base		CPS8140HU-D
A6 Quattro	Engine Crankshaft Position Sensor	2.7L	Base	Manual	CPS8140HU-D
A6 Quattro	Ignition Coil	4.2L	Base		IGC0132
A6 Quattro	Ignition Coil	2.7L	Base		IGC0149
A6 Quattro	Ignition Coil Connector	3.0L	Avant, Base		IGC3834-D
A6 Quattro	Ignition Control Module	2.7L	Base		IGC8052

Vehicle	Part Type	Engine Size	Trim	Note(s)	Part Number
<b>2003 Audi (cont'd)</b>					
A6 Quattro	Mass Air Flow Sensor	2.7L, 3.0L	Avant, Base	Actual OE	MAF0036
A8 Quattro	ABS Wheel Speed Sensor	4.2L	Base, L	From vin 4E-3-000 001, Front	ABS1439-HU
A8 Quattro	ABS Wheel Speed Sensor	4.2L	Base, L	From vin 4E-3-000 001, Rear	ABS1439-HU
A8 Quattro	ABS Wheel Speed Sensor	4.2L	Base, L	From vin 4E-3-000 001, Front	ABS1443-HU
A8 Quattro	ABS Wheel Speed Sensor	4.2L	Base, L	From vin 4E-3-000 001, Rear	ABS1443-HU
A8 Quattro	Voltage Regulator	4.2L	Base, L	SPECIAL ORDER ONLY	ALR0558
A8 Quattro	Ignition Coil	4.2L	Base, L	To VIN # VIN 4D-3-004 999	IGC0132
Allroad Quattro	Voltage Regulator	2.7L, 4.2L	Base		ALR0573
Allroad Quattro	Engine Crankshaft Position Sensor	2.7L	Base	Manual	CPS8140HU-D
Allroad Quattro	Ignition Coil	2.7L	Base		IGC0149
Allroad Quattro	Ignition Coil	4.2L	Base		IGC3845
Allroad Quattro	Ignition Control Module	2.7L	Base		IGC8052
Allroad Quattro	Mass Air Flow Sensor	2.7L	Base	Actual OE	MAF0036
RS6	Voltage Regulator	4.2L	Base		ALR0608
RS6	Ignition Coil	4.2L	Base		IGC0132
S6	Voltage Regulator	4.2L	Avant, Base	SPECIAL ORDER ONLY	ALR0558
S6	Ignition Coil	4.2L	Avant, Base		IGC0132
S8	ABS Wheel Speed Sensor	4.2L	Base	From vin 4E-3-000 001, Front	ABS1439-HU
S8	ABS Wheel Speed Sensor	4.2L	Base	From vin 4E-3-000 001, Rear	ABS1439-HU
S8	ABS Wheel Speed Sensor	4.2L	Base	From vin 4E-3-000 001, Front	ABS1443-HU
S8	ABS Wheel Speed Sensor	4.2L	Base	From vin 4E-3-000 001, Rear	ABS1443-HU
S8	Voltage Regulator	4.2L	Base	SPECIAL ORDER ONLY	ALR0558
S8	Ignition Coil	4.2L	Base	To VIN # 4D-3-004 999	IGC0132
TT	ABS Wheel Speed Sensor	1.8L	Base	Front Left	ABS1400
TT	ABS Wheel Speed Sensor	1.8L	Base	Front Right	ABS1401
TT	ABS Wheel Speed Sensor	1.8L	Base	Rear	ABS1403
TT	Voltage Regulator	1.8L	Base		ALR0573

Vehicle	Part Type	Engine Size	Trim	Note(s)	Part Number
<b>2003 Audi (cont'd)</b>					
TT	Engine Crankshaft Position Sensor	1.8L	Base		CPS8161HU-D
TT	Ignition Coil	1.8L	Base		IGC0149
TT	Mass Air Flow Sensor	1.8L	Base		MAF8965
TT Quattro	ABS Wheel Speed Sensor	1.8L	Base, S Line	Front Left	ABS1400
TT Quattro	ABS Wheel Speed Sensor	1.8L	Base, S Line	Front Right	ABS1401
TT Quattro	ABS Wheel Speed Sensor	1.8L	Base, S Line	Rear, SPECIAL ORDER ONLY	ABS1406HU-D
TT Quattro	Voltage Regulator	1.8L	Base, S Line		ALR0573
TT Quattro	Fuel Pump Module Assembly	1.8L	Base, S Line	SPECIAL ORDER ONLY	FUP3372-D
TT Quattro	Ignition Coil	1.8L	Base, S Line		IGC0149
<b>2004 Audi</b>					
A3	Fuel Pump	2.0L	Ambiente, Attraction, Attraction Plus		FUP3058
A3 Quattro	Fuel Pump	2.0L	Base		FUP3058
A4	ABS Wheel Speed Sensor	1.8L, 3.0L	Avant, Base, Cabrio, Cabriolet, Confort, Luxury, S Line, Vanguard	W/ harness, Rear Right, SPECIAL ORDER ONLY	ABS1447HU-D
A4	Voltage Regulator	1.8L, 3.0L	Avant, Base, Cabrio, Cabriolet, Confort, Luxury, S Line, Vanguard		ALR0573
A4	Engine Crankshaft Position Sensor	3.0L	Avant, Base	Automatic	CPS8140HU-D
A4	Fuel Pump	1.8L, 3.0L	Avant, Base, Cabrio, Cabriolet, Confort, Luxury, S Line, Vanguard	SPECIAL ORDER ONLY	FUP3376-D
A4	Ignition Coil	1.8L	Avant, Base, Cabrio, Cabriolet, Confort, Luxury, S Line, Vanguard		IGC0149
A4	Ignition Coil Connector	3.0L	Avant, Base, Cabriolet		IGC3834-D
A4	Mass Air Flow Sensor	3.0L	Avant, Base, Cabriolet	Actual OE	MAF0036
A4	Mass Air Flow Sensor	1.8L	Avant, Base, Cabrio, Cabriolet, Confort, Luxury, S Line, Vanguard		MAF8965
A4 Quattro	ABS Wheel Speed Sensor	1.8L, 3.0L	Avant, Base, Cabriolet, Luxury	W/ harness, Rear Right, SPECIAL ORDER ONLY	ABS1447HU-D
A4 Quattro	Voltage Regulator	1.8L, 3.0L	Avant, Base, Cabriolet, Luxury		ALR0573
A4 Quattro	Engine Crankshaft Position Sensor	3.0L	Avant, Base, Cabriolet	Automatic	CPS8140HU-D
A4 Quattro	Fuel Pump	1.8L, 3.0L	Avant, Base, Cabriolet, Luxury	SPECIAL ORDER ONLY	FUP3376-D

Vehicle	Part Type	Engine Size	Trim	Note(s)	Part Number
<b>2004 Audi (cont'd)</b>					
A4 Quattro	Ignition Coil	1.8L	Avant, Base, Luxury		IGC0149
A4 Quattro	Ignition Coil Connector	3.0L	Avant, Base, Cabriolet		IGC3834-D
A4 Quattro	Mass Air Flow Sensor	3.0L	Avant, Base, Cabriolet	Actual OE	MAF0036
A4 Quattro	Mass Air Flow Sensor	1.8L	Avant, Base, Luxury		MAF8965
A6	ABS Wheel Speed Sensor	3.0L	Base	W/ harness, Rear Right, SPECIAL ORDER ONLY	ABS1420HU-D
A6	ABS Wheel Speed Sensor	3.0L	Base	W/ harness, Rear Left, SPECIAL ORDER ONLY	ABS1421HU-D
A6	Voltage Regulator	3.0L	Base	70A BOSCH	ALR0570
A6	Voltage Regulator	3.0L	Base	90A BOSCH	ALR0573
A6	Fuel Pump	3.0L	Base	SPECIAL ORDER ONLY	FUP3387HU-D
A6	Ignition Coil Connector	3.0L	Base		IGC3834-D
A6	Mass Air Flow Sensor	3.0L	Base	Actual OE	MAF0036
A6 Quattro	Voltage Regulator	4.2L	Base	SPECIAL ORDER ONLY	ALR0558
A6 Quattro	Voltage Regulator	2.7L	Base		ALR0570
A6 Quattro	Voltage Regulator	3.0L	Avant, Base		ALR0573
A6 Quattro	Engine Crankshaft Position Sensor	3.0L	Avant, Base		CPS8140HU-D
A6 Quattro	Engine Crankshaft Position Sensor	2.7L	Base	Manual	CPS8140HU-D
A6 Quattro	Ignition Coil	4.2L	Base		IGC0132
A6 Quattro	Ignition Coil	2.7L	Base		IGC0149
A6 Quattro	Ignition Coil Connector	3.0L	Avant, Base		IGC3834-D
A6 Quattro	Ignition Control Module	2.7L	Base		IGC8052
A6 Quattro	Mass Air Flow Sensor	2.7L, 3.0L	Avant, Base	Actual OE	MAF0036
A8 Quattro	ABS Wheel Speed Sensor	4.2L	Base, L, Plus	Front	ABS1439-HU
A8 Quattro	ABS Wheel Speed Sensor	4.2L	Base, L, Plus	Rear	ABS1439-HU
A8 Quattro	ABS Wheel Speed Sensor	4.2L	Base, L, Plus	Front	ABS1443-HU
A8 Quattro	ABS Wheel Speed Sensor	4.2L	Base, L, Plus	Rear	ABS1443-HU
A8 Quattro	Ignition Coil	4.2L	Base, L, Plus		IGC3845

Vehicle	Part Type	Engine Size	Trim	Note(s)	Part Number
<b>2004 Audi (cont'd)</b>					
A8 Quattro	Alternator	4.2L	Base, L, Plus	Actual OE; Water Cooled Alternator, Water Cooler Alternator	LR1190-905C-D
Allroad Quattro	Voltage Regulator	2.7L, 4.2L	Base		ALR0573
Allroad Quattro	Engine Crankshaft Position Sensor	2.7L	Base	Manual	CPS8140HU-D
Allroad Quattro	Ignition Coil	2.7L	Base		IGC0149
Allroad Quattro	Ignition Coil	4.2L	Base		IGC3845
Allroad Quattro	Ignition Control Module	2.7L	Base		IGC8052
Allroad Quattro	Mass Air Flow Sensor	2.7L	Base	Actual OE	MAF0036
RS6	Voltage Regulator	4.2L	Base		ALR0608
RS6	Ignition Coil	4.2L	Base		IGC0132
S4	ABS Wheel Speed Sensor	4.2L	Avant, Base, Cabriolet	W/ harness, Rear Right, SPECIAL ORDER ONLY	ABS1447HU-D
S4	Voltage Regulator	4.2L	Avant, Base, Cabriolet		ALR0573
S4	Fuel Pump	4.2L	Avant, Base, Cabriolet	w/o Auxiliary/Parking Heater, SPECIAL ORDER ONLY	FUP3376-D
S4	Ignition Coil	4.2L	Avant, Base, Cabriolet		IGC3845
S4	Alternator	4.2L	Avant, Base, Cabriolet	From VIN # 8H-5-90001, Actual OE; Water Cooled Alternator, Water Cooler Alternator	LR1190-909B-D
TT	ABS Wheel Speed Sensor	1.8L	Base	Front Left	ABS1400
TT	ABS Wheel Speed Sensor	1.8L	Base	Front Right	ABS1401
TT	ABS Wheel Speed Sensor	1.8L	Base	Rear	ABS1403
TT	Voltage Regulator	1.8L	Base		ALR0573
TT	Engine Crankshaft Position Sensor	1.8L	Base		CPS8161HU-D
TT	Ignition Coil	1.8L	Base		IGC0149
TT	Mass Air Flow Sensor	1.8L	Base		MAF8965
TT Quattro	ABS Wheel Speed Sensor	1.8L, 3.2L	Base, S Line	Front Left	ABS1400
TT Quattro	ABS Wheel Speed Sensor	1.8L, 3.2L	Base, S Line	Front Right	ABS1401
TT Quattro	ABS Wheel Speed Sensor	1.8L, 3.2L	Base, S Line	Rear, SPECIAL ORDER ONLY	ABS1406HU-D
TT Quattro	Voltage Regulator	1.8L, 3.2L	Base, S Line		ALR0573

Vehicle	Part Type	Engine Size	Trim	Note(s)	Part Number
<b>2004 Audi (cont'd)</b>					
TT Quattro	Fuel Pump Module Assembly	1.8L, 3.2L	Base, S Line	SPECIAL ORDER ONLY	FUP3372-D
TT Quattro	Ignition Coil	1.8L	Base, S Line		IGC0149
TT Quattro	Ignition Coil	3.2L	Base		IGC3847-D
TT Quattro	Mass Air Flow Sensor	3.2L	Base		MAF8934
<b>2005 Audi</b>					
A3	Fuel Pump	2.0L	Ambiente, Attraction, Attraction Plus		FUP3058
A3	Direct Injection High Pressure Fuel Pump	2.0L	Ambiente, Attraction, Attraction Plus	MEX, Actual OE, EXTERNAL HIGH-PRESSURE PUMP	HPP0004
A3	Mass Air Flow Sensor	2.0L	Ambiente, Attraction, Attraction Plus	MEX, Actual OE	MAF0052
A3 Quattro	Fuel Pump	2.0L	Base		FUP3058
A4	ABS Wheel Speed Sensor	1.8L, 2.0L, 3.0L	Base, Luxury, S Line Sport, Trendy, Vanguard	W/ harness, Rear Right, Sedan, SPECIAL ORDER ONLY	ABS1407HU-D
A4	ABS Wheel Speed Sensor	1.8L	Avant	W/ harness, Rear Right, Wagon, SPECIAL ORDER ONLY	ABS1407HU-D
A4	ABS Wheel Speed Sensor	1.8L, 3.0L	Cabrio, Cabriolet	W/ harness, Rear Right, Convertible, SPECIAL ORDER ONLY	ABS1447HU-D
A4	Voltage Regulator	1.8L, 3.0L	Avant, Base, Cabrio, Cabriolet, Luxury, S Line Sport, Trendy, Vanguard		ALR0573
A4	Engine Camshaft Position Sensor	2.0L	Base		CPS7389-HU
A4	Engine Crankshaft Position Sensor	3.0L	Base, Cabriolet	Automatic CVT	CPS8140HU-D
A4	Engine Crankshaft Position Sensor	2.0L	Base		CPS8161HU-D
A4	Fuel Pump Driver Module	1.8L, 2.0L, 3.0L	Avant, Base, Cabrio, Cabriolet, Luxury, S Line Sport, Trendy, Vanguard		FPC2926-HU
A4	Fuel Pump	1.8L, 2.0L, 3.0L	Avant, Base, Cabrio, Cabriolet, Luxury, S Line Sport, Trendy, Vanguard	SPECIAL ORDER ONLY	FUP3376-D
A4	Direct Injection High Pressure Fuel Pump	2.0L	Base	F, Actual OE, EXTERNAL HIGH-PRESSURE PUMP	HPP0004
A4	Ignition Coil	1.8L	Avant, Base, Cabrio, Cabriolet, Luxury, S Line Sport, Trendy, Vanguard		IGC0149



Vehicle	Part Type	Engine Size	Trim	Note(s)	Part Number
<b>2005 Audi (cont'd)</b>					
A4	Ignition Coil Connector	3.0L	Base, Cabriolet		IGC3834-D
A4	Mass Air Flow Sensor	2.0L	Base	From 8E-5-400 001, Sedan, Actual OE	MAF0010
A4	Mass Air Flow Sensor	1.8L, 3.0L	Base, Cabriolet	Actual OE	MAF0036
A4	Mass Air Flow Sensor	1.8L	Cabrio, Cabriolet	Convertible	MAF8965
A4	Mass Air Flow Sensor	2.0L	Base	To 8E-5-400 000, Sedan	MAF8965
A4 Quattro	ABS Wheel Speed Sensor	1.8L, 2.0L, 3.0L, 3.2L	Avant, Base, Cabriolet, Elite, Luxury, S Line	W/ harness, From vin 8E-5-400 001, Rear Right, SPECIAL ORDER ONLY	ABS1407HU-D
A4 Quattro	ABS Wheel Speed Sensor	1.8L, 2.0L, 3.0L, 3.2L	Avant, Base, Cabriolet, Elite, Luxury, S Line	W/ harness, To vin 8E-5-400 000, Rear Right, SPECIAL ORDER ONLY	ABS1447HU-D
A4 Quattro	Voltage Regulator	1.8L, 3.0L	Avant, Base, Cabriolet, Elite, Luxury		ALR0573
A4 Quattro	Engine Camshaft Position Sensor	2.0L	Avant, Base		CPS7389-HU
A4 Quattro	Engine Crankshaft Position Sensor	3.0L	Avant, Base, Cabriolet	Automatic	CPS8140HU-D
A4 Quattro	Engine Crankshaft Position Sensor	2.0L	Avant, Base		CPS8161HU-D
A4 Quattro	Fuel Injector	3.2L	Avant, Base	BKH, Actual OE	FIJ0033
A4 Quattro	Fuel Pump Driver Module	3.2L	Avant, Base	From 8E-5-400 001, BKH	FPC2926-HU
A4 Quattro	Fuel Pump Driver Module	2.0L	Avant, Base	From 8E-5-400 001, BPG	FPC2926-HU
A4 Quattro	Fuel Pump	1.8L, 2.0L, 3.0L, 3.2L	Avant, Base, Cabriolet, Elite, Luxury, S Line	To 8H-5-006 750, SPECIAL ORDER ONLY	FUP3376-D
A4 Quattro	Direct Injection High Pressure Fuel Pump	3.0L	Avant, Base, Cabriolet	Actual OE, EXTERNAL HIGH-PRESSURE PUMP	HPP0003
A4 Quattro	Direct Injection High Pressure Fuel Pump	3.2L	Avant, Base	BKH, Actual OE, EXTERNAL HIGH-PRESSURE PUMP	HPP0003
A4 Quattro	Direct Injection High Pressure Fuel Pump	2.0L	Avant, Base	F, Actual OE, EXTERNAL HIGH-PRESSURE PUMP	HPP0004
A4 Quattro	Ignition Coil	1.8L	Avant, Base, Elite, Luxury		IGC0149
A4 Quattro	Ignition Coil	3.2L	Avant, Base, Elite, S Line		IGC3831

Vehicle	Part Type	Engine Size	Trim	Note(s)	Part Number
<b>2005 Audi (cont'd)</b>					
A4 Quattro	Ignition Coil Connector	3.0L	Avant, Base, Cabriolet		IGC3834-D
A4 Quattro	Mass Air Flow Sensor	2.0L	Avant, Base	Actual OE	MAF0010
A4 Quattro	Mass Air Flow Sensor	3.0L, 3.2L	Avant, Base, Cabriolet	Actual OE	MAF0036
A4 Quattro	Mass Air Flow Sensor	1.8L	Avant, Base, Elite, Luxury		MAF8965
A6	Mass Air Flow Sensor	3.0L	Confort, Elite, Luxury, Luxury AA Plus	MEX, Actual OE	MAF0036
A6 Quattro	ABS Wheel Speed Sensor	3.2L, 4.2L	Base, Elite	Front	ABS1439-HU
A6 Quattro	ABS Wheel Speed Sensor	3.2L, 4.2L	Base, Elite	Rear	ABS1439-HU
A6 Quattro	ABS Wheel Speed Sensor	3.2L, 4.2L	Base, Elite	Front	ABS1443-HU
A6 Quattro	ABS Wheel Speed Sensor	3.2L, 4.2L	Base, Elite	Rear	ABS1443-HU
A6 Quattro	Fuel Injector	3.2L	Base	BKH, Actual OE	FIJ0033
A6 Quattro	Fuel Pump Driver Module	3.2L	Base	BKH	FPC2926-HU
A6 Quattro	Direct Injection High Pressure Fuel Pump	3.2L	Base	Actual OE, EXTERNAL HIGH-PRESSURE PUMP	HPP0003
A6 Quattro	HVAC Blower Control Module	3.2L, 4.2L	Base, Elite	SPECIAL ORDER ONLY	HVC2539HU-D
A6 Quattro	Ignition Coil	3.2L	Base		IGC3831
A6 Quattro	Ignition Coil	4.2L	Base, Elite		IGC3845
A6 Quattro	Alternator	4.2L	Base, Elite	Actual OE; Water Cooled Alternator, Water Cooler Alternator	LR1190-902C-D
A8 Quattro	ABS Wheel Speed Sensor	4.2L, 6.0L	Base, L, L Plus, Plus	Front	ABS1439-HU
A8 Quattro	ABS Wheel Speed Sensor	4.2L, 6.0L	Base, L, L Plus, Plus	Rear	ABS1439-HU
A8 Quattro	ABS Wheel Speed Sensor	4.2L, 6.0L	Base, L, L Plus, Plus	Front	ABS1443-HU
A8 Quattro	ABS Wheel Speed Sensor	4.2L, 6.0L	Base, L, L Plus, Plus	Rear	ABS1443-HU
A8 Quattro	Ignition Coil	4.2L	Base, L, L Plus, Plus		IGC3845
A8 Quattro	Alternator	6.0L	L	Actual OE; Water Cooled Alternator, Water Cooler Alternator	LR1190-901C-D
A8 Quattro	Alternator	4.2L	Base, L, L Plus, Plus	Actual OE; Water Cooled Alternator, Water Cooler Alternator	LR1190-905C-D

Vehicle	Part Type	Engine Size	Trim	Note(s)	Part Number
<b>2005 Audi (cont'd)</b>					
Allroad Quattro	Voltage Regulator	2.7L, 4.2L	Base		ALR0573
Allroad Quattro	Engine Crankshaft Position Sensor	2.7L	Base	Manual	CPS8140HU-D
Allroad Quattro	Ignition Coil	2.7L	Base		IGC0149
Allroad Quattro	Ignition Coil	4.2L	Base		IGC3845
Allroad Quattro	Ignition Control Module	2.7L	Base		IGC8052
Allroad Quattro	Mass Air Flow Sensor	2.7L	Base	Actual OE	MAF0036
S4	ABS Wheel Speed Sensor	4.2L	Base	W/ harness, Rear Right, Sedan, SPECIAL ORDER ONLY	ABS1407HU-D
S4	ABS Wheel Speed Sensor	4.2L	Avant	W/ harness, Rear Right, Wagon, SPECIAL ORDER ONLY	ABS1407HU-D
S4	ABS Wheel Speed Sensor	4.2L	Cabriolet	W/ harness, Rear Right, Convertible, SPECIAL ORDER ONLY	ABS1447HU-D
S4	Voltage Regulator	4.2L	Avant, Base, Cabriolet		ALR0573
S4	Fuel Pump	4.2L	Avant, Base, Cabriolet	w/o Auxiliary/Parking Heater, SPECIAL ORDER ONLY	FUP3376-D
S4	Ignition Coil	4.2L	Cabriolet	Convertible	IGC3845
S4	Ignition Coil	4.2L	Base	Sedan	IGC3845
S4	Ignition Coil	4.2L	Avant	Wagon	IGC3845
TT	ABS Wheel Speed Sensor	1.8L	Base, Sport	Front Left	ABS1400
TT	ABS Wheel Speed Sensor	1.8L	Base, Sport	Front Right	ABS1401
TT	ABS Wheel Speed Sensor	1.8L	Base, Sport	Rear	ABS1403
TT	Voltage Regulator	1.8L	Base, Sport		ALR0573
TT	Engine Crankshaft Position Sensor	1.8L	Base, Sport		CPS8161HU-D
TT	Ignition Coil	1.8L	Base, Sport		IGC0149
TT	Mass Air Flow Sensor	1.8L	Base, Sport		MAF8965
TT Quattro	ABS Wheel Speed Sensor	1.8L, 3.2L	Base, S Line	Front Left	ABS1400
TT Quattro	ABS Wheel Speed Sensor	1.8L, 3.2L	Base, S Line	Front Right	ABS1401
TT Quattro	ABS Wheel Speed Sensor	1.8L, 3.2L	Base, S Line	Rear, SPECIAL ORDER ONLY	ABS1406HU-D
TT Quattro	Voltage Regulator	1.8L, 3.2L	Base, S Line		ALR0573

Vehicle	Part Type	Engine Size	Trim	Note(s)	Part Number
<b>2005 Audi (cont'd)</b>					
TT Quattro	Fuel Pump Module Assembly	1.8L, 3.2L	Base, S Line	SPECIAL ORDER ONLY	FUP3372-D
TT Quattro	Ignition Coil	1.8L	Base, S Line		IGC0149
TT Quattro	Ignition Coil	3.2L	Base		IGC3847-D
TT Quattro	Mass Air Flow Sensor	3.2L	Base		MAF8934
<b>2006 Audi</b>					
A3	ABS Wheel Speed Sensor	2.0L	Ambiente, Attraction, Attraction Plus, Base, S Line	Front Left	ABS1413
A3	ABS Wheel Speed Sensor	2.0L	Ambiente, Attraction, Attraction Plus, Base, S Line	Front Right	ABS1414
A3	ABS Wheel Speed Sensor	2.0L	Ambiente, Attraction, Attraction Plus, Base, S Line	Rear Left, 4-Wheel ABS	ABS1415-HU
A3	ABS Wheel Speed Sensor	2.0L	Ambiente, Attraction, Attraction Plus, Base, S Line	Rear Right, 4-Wheel ABS	ABS1416-HU
A3	Voltage Regulator	2.0L	Ambiente, Attraction, Attraction Plus, Base, S Line		ALR0573
A3	Engine Crankshaft Position Sensor	2.0L	Ambiente, Attraction, Attraction Plus, Base, S Line		CPS8161HU-D
A3	Fuel Pump Driver Module	2.0L	Ambiente, Attraction, Attraction Plus, Base, S Line		FPC2900-HU
A3	Fuel Pump	2.0L	Base		FUP3058
A3	Fuel Pump Module Assembly	2.0L	Ambiente, Attraction, Attraction Plus, Base, S Line		FUP3390-HU
A3	Direct Injection High Pressure Fuel Pump	2.0L	Base	From Chassis # 8P-6-193 001, F, Actual OE, EXTERNAL HIGH-PRESSURE PUMP	HPP0004
A3	Direct Injection High Pressure Fuel Pump	2.0L	Ambiente, Attraction, Attraction Plus, S Line	MEX, Actual OE, EXTERNAL HIGH-PRESSURE PUMP	HPP0004
A3	Mass Air Flow Sensor	2.0L	Base	BPY, Actual OE	MAF0052
A3	Mass Air Flow Sensor	2.0L	Ambiente, Attraction, Attraction Plus, S Line	MEX, Actual OE	MAF0052
A3 Quattro	ABS Wheel Speed Sensor	3.2L	Base	Front Left	ABS1413
A3 Quattro	ABS Wheel Speed Sensor	3.2L	Base	Rear Left	ABS1413

Vehicle	Part Type	Engine Size	Trim	Note(s)	Part Number
<b>2006 Audi (cont'd)</b>					
A3 Quattro	ABS Wheel Speed Sensor	3.2L	Base	Front Right	ABS1414
A3 Quattro	ABS Wheel Speed Sensor	3.2L	Base	Rear Right	ABS1414
A3 Quattro	Voltage Regulator	3.2L	Base		ALR0573
A3 Quattro	Engine Camshaft Position Sensor	3.2L	Base		CPS7385HU-D
A3 Quattro	Fuel Pump	2.0L	Base		FUP3058
A3 Quattro	Ignition Coil	3.2L	Base		IGC3847-D
A3 Quattro	Mass Air Flow Sensor	3.2L	Base		MAF8934
A4	ABS Wheel Speed Sensor	1.8L	Cabrio, Cabriolet	W/ harness, From vin 8H-6-007 939, From vin 8H-6-900 602, Rear Right, Convertible, SPECIAL ORDER ONLY	ABS1407HU-D
A4	ABS Wheel Speed Sensor	2.0L, 3.2L	Base, Elite, Limited Edition, S Line, S Line Sport, Vanguard	W/ harness, Rear Right, Sedan, SPECIAL ORDER ONLY	ABS1407HU-D
A4	ABS Wheel Speed Sensor	1.8L	Cabrio, Cabriolet	W/ harness, To vin 8H-6-007 938, To vin 8H-6-900 601, Rear Right, Convertible, SPECIAL ORDER ONLY	ABS1447HU-D
A4	Voltage Regulator	1.8L	Cabrio, Cabriolet	Convertible	ALR0573
A4	Engine Camshaft Position Sensor	3.2L	Base, Elite, S Line, S Line Sport	From 15/05/2006	CPS7386-HU
A4	Engine Camshaft Position Sensor	2.0L	Base, Limited Edition, S Line Sport, Vanguard		CPS7389-HU
A4	Engine Crankshaft Position Sensor	2.0L	Base, Limited Edition, S Line Sport, Vanguard		CPS8161HU-D
A4	Fuel Injector	3.2L	Base	BKH, Actual OE	FIJ0033
A4	Fuel Pump Driver Module	1.8L, 2.0L, 3.2L	Base, Cabrio, Cabriolet, Limited Edition, Luxury, S Line Sport, Trendy, Vanguard		FPC2926-HU
A4	Direct Injection High Pressure Fuel Pump	3.2L	Base	Actual OE, EXTERNAL HIGH-PRESSURE PUMP	HPP0003
A4	Direct Injection High Pressure Fuel Pump	2.0L	Base	F, Actual OE, EXTERNAL HIGH-PRESSURE PUMP	HPP0004
A4	Ignition Coil	1.8L	Cabrio, Cabriolet, Luxury, Trendy		IGC0149

Vehicle	Part Type	Engine Size	Trim	Note(s)	Part Number
<b>2006 Audi (cont'd)</b>					
A4	Ignition Coil	3.2L	Base, Elite, S Line, S Line Sport		IGC3831
A4	Mass Air Flow Sensor	2.0L	Base	Actual OE	MAF0010
A4	Mass Air Flow Sensor	2.0L	Limited Edition, S Line Sport, Vanguard	Sedan, Actual OE	MAF0010
A4	Mass Air Flow Sensor	1.8L	Cabrio, Cabriolet	Convertible	MAF8965
A4 Quattro	ABS Wheel Speed Sensor	2.0L, 3.0L, 3.2L	Avant, Base, Cabriolet, DTM, Elite, S Line, Vanguard	W/ harness, Rear Right, SPECIAL ORDER ONLY	ABS1407HU-D
A4 Quattro	Voltage Regulator	3.0L	Cabriolet	Convertible	ALR0573
A4 Quattro	Engine Camshaft Position Sensor	3.2L	Avant, Base, Elite, S Line, Vanguard	From 15/05/2006	CPS7386-HU
A4 Quattro	Engine Camshaft Position Sensor	2.0L	Avant, Base, DTM, Elite		CPS7389-HU
A4 Quattro	Engine Crankshaft Position Sensor	3.0L	Cabriolet		CPS8140HU-D
A4 Quattro	Engine Crankshaft Position Sensor	2.0L	Avant, Base, DTM, Elite		CPS8161HU-D
A4 Quattro	Fuel Injector	3.2L	Avant, Base	BKH, Actual OE	FIJ0033
A4 Quattro	Fuel Pump Driver Module	3.2L	Avant, Base	BKH	FPC2926-HU
A4 Quattro	Fuel Pump Driver Module	2.0L	Avant, Base	BPG	FPC2926-HU
A4 Quattro	Fuel Pump	2.0L, 3.0L, 3.2L	Avant, Base, Cabriolet, DTM, Elite, S Line, Vanguard	SPECIAL ORDER ONLY	FUP3376-D
A4 Quattro	Direct Injection High Pressure Fuel Pump	3.0L	Cabriolet	Actual OE, EXTERNAL HIGH-PRESSURE PUMP	HPP0003
A4 Quattro	Direct Injection High Pressure Fuel Pump	3.2L	Avant, Base	BKH, Actual OE, EXTERNAL HIGH-PRESSURE PUMP	HPP0003
A4 Quattro	Direct Injection High Pressure Fuel Pump	2.0L	Avant, Base	F, Actual OE, EXTERNAL HIGH-PRESSURE PUMP	HPP0004
A4 Quattro	Ignition Coil	3.2L	Avant, Base, Elite, S Line, Vanguard		IGC3831
A4 Quattro	Ignition Coil Connector	3.0L	Cabriolet		IGC3834-D
A4 Quattro	Mass Air Flow Sensor	2.0L	Avant, Base, DTM, Elite	Actual OE	MAF0010
A4 Quattro	Mass Air Flow Sensor	3.0L, 3.2L	Avant, Base, Cabriolet	Actual OE	MAF0036
A6	ABS Wheel Speed Sensor	3.2L	Base, Elite, Luxury	Front	ABS1439-HU

Vehicle	Part Type	Engine Size	Trim	Note(s)	Part Number
<b>2006 Audi (cont'd)</b>					
A6	ABS Wheel Speed Sensor	3.2L	Base, Elite, Luxury	Rear	ABS1439-HU
A6	ABS Wheel Speed Sensor	3.2L	Base, Elite, Luxury	Front	ABS1443-HU
A6	ABS Wheel Speed Sensor	3.2L	Base, Elite, Luxury	Rear	ABS1443-HU
A6	Fuel Injector	3.2L	Base	BKH, Actual OE	FIJ0033
A6	Fuel Pump Driver Module	3.2L	Base	To vin 4F-6-126 500, BKH	FPC2926-HU
A6	Direct Injection High Pressure Fuel Pump	3.2L	Base	Actual OE, EXTERNAL HIGH-PRESSURE PUMP	HPP0003
A6	HVAC Blower Control Module	3.2L	Base, Elite, Luxury	SPECIAL ORDER ONLY	HVC2539HU-D
A6	Ignition Coil	3.2L	Base, Elite, Luxury		IGC3831
A6 Quattro	ABS Wheel Speed Sensor	3.2L, 4.2L	Avant, Base, Elite, S Line	Front	ABS1439-HU
A6 Quattro	ABS Wheel Speed Sensor	3.2L, 4.2L	Avant, Base, Elite, S Line	Rear	ABS1439-HU
A6 Quattro	ABS Wheel Speed Sensor	3.2L, 4.2L	Avant, Base, Elite, S Line	Front	ABS1443-HU
A6 Quattro	ABS Wheel Speed Sensor	3.2L, 4.2L	Avant, Base, Elite, S Line	Rear	ABS1443-HU
A6 Quattro	Fuel Injector	3.2L	Avant, Base	BKH, Actual OE	FIJ0033
A6 Quattro	Fuel Pump Driver Module	3.2L	Avant, Base	To vin 4F-6-126 500, BKH	FPC2926-HU
A6 Quattro	Direct Injection High Pressure Fuel Pump	3.2L	Avant, Base	Actual OE, EXTERNAL HIGH-PRESSURE PUMP	HPP0003
A6 Quattro	HVAC Blower Control Module	3.2L, 4.2L	Avant, Base, Elite, S Line	SPECIAL ORDER ONLY	HVC2539HU-D
A6 Quattro	Ignition Coil	3.2L	Avant, Base, Elite, S Line		IGC3831
A6 Quattro	Ignition Coil	4.2L	Base		IGC3845
A6 Quattro	Alternator	4.2L	Base	Actual OE; Water Cooled Alternator, Water Cooler Alternator	LR1190-902C-D
A8 Quattro	ABS Wheel Speed Sensor	4.2L, 6.0L	Base, L, L Plus, Plus	Front	ABS1439-HU
A8 Quattro	ABS Wheel Speed Sensor	4.2L, 6.0L	Base, L, L Plus, Plus	Rear	ABS1439-HU
A8 Quattro	ABS Wheel Speed Sensor	4.2L, 6.0L	Base, L, L Plus, Plus	Front	ABS1443-HU
A8 Quattro	ABS Wheel Speed Sensor	4.2L, 6.0L	Base, L, L Plus, Plus	Rear	ABS1443-HU
A8 Quattro	Ignition Coil	4.2L	Base, L, L Plus, Plus		IGC3845

Vehicle	Part Type	Engine Size	Trim	Note(s)	Part Number
<b>2006 Audi (cont'd)</b>					
A8 Quattro	Alternator	6.0L	L	Actual OE; Water Cooled Alternator, Water Cooler Alternator	LR1190-901C-D
A8 Quattro	Alternator	4.2L	Base, L, L Plus, Plus	Actual OE; Water Cooled Alternator, Water Cooler Alternator	LR1190-905C-D
S4	ABS Wheel Speed Sensor	4.2L	Cabriolet	W/ harness, From vin 8H-6-007 939, From vin 8H-6-900 602, Rear Right, Convertible, SPECIAL ORDER ONLY	ABS1407HU-D
S4	ABS Wheel Speed Sensor	4.2L	Base	W/ harness, Rear Right, Sedan, SPECIAL ORDER ONLY	ABS1407HU-D
S4	ABS Wheel Speed Sensor	4.2L	Avant	W/ harness, Rear Right, Wagon, SPECIAL ORDER ONLY	ABS1407HU-D
S4	ABS Wheel Speed Sensor	4.2L	Cabriolet	W/ harness, To vin 8H-6-007 938, To vin 8H-6-900 601, Rear Right, Convertible, SPECIAL ORDER ONLY	ABS1447HU-D
S4	Voltage Regulator	4.2L	Cabriolet	Convertible	ALR0573
S4	Ignition Coil	4.2L	Cabriolet	Convertible	IGC3845
S4	Ignition Coil	4.2L	Base	Sedan	IGC3845
S4	Ignition Coil	4.2L	Avant	Wagon	IGC3845
TT	ABS Wheel Speed Sensor	1.8L	Base, Classic Edition, Sport	Front Left	ABS1400
TT	ABS Wheel Speed Sensor	1.8L	Base, Classic Edition, Sport	Front Right	ABS1401
TT	ABS Wheel Speed Sensor	1.8L	Base, Classic Edition, Sport	Rear	ABS1403
TT	Voltage Regulator	1.8L	Base, Classic Edition, Sport		ALR0573
TT	Engine Crankshaft Position Sensor	1.8L	Base, Classic Edition, Sport		CPS8161HU-D
TT	Ignition Coil	1.8L	Base, Classic Edition, Sport		IGC0149
TT	Mass Air Flow Sensor	1.8L	Base, Classic Edition, Sport		MAF8965
TT Quattro	ABS Wheel Speed Sensor	1.8L, 3.2L	Base, S Line, Special Edition	Front Left	ABS1400
TT Quattro	ABS Wheel Speed Sensor	1.8L, 3.2L	Base, S Line, Special Edition	Front Right	ABS1401



Vehicle	Part Type	Engine Size	Trim	Note(s)	Part Number
<b>2006 Audi (cont'd)</b>					
TT Quattro	ABS Wheel Speed Sensor	1.8L, 3.2L	Base, S Line, Special Edition	Rear, SPECIAL ORDER ONLY	ABS1406HU-D
TT Quattro	Voltage Regulator	1.8L, 3.2L	Base, S Line, Special Edition		ALR0573
TT Quattro	Fuel Pump Module Assembly	1.8L, 3.2L	Base, S Line, Special Edition	SPECIAL ORDER ONLY	FUP3372-D
TT Quattro	Ignition Coil	1.8L	Base, S Line		IGC0149
TT Quattro	Ignition Coil	3.2L	Base, Special Edition		IGC3847-D
TT Quattro	Mass Air Flow Sensor	3.2L	Base, Special Edition		MAF8934
<b>2007 Audi</b>					
A3	ABS Wheel Speed Sensor	2.0L	Ambiente, Attraction, Attraction Plus, Base, LE, S Line, X Aniversario	Front Left	ABS1413
A3	ABS Wheel Speed Sensor	2.0L	Ambiente, Attraction, Attraction Plus, Base, LE, S Line, X Aniversario	Front Right	ABS1414
A3	ABS Wheel Speed Sensor	2.0L	Ambiente, Attraction, Attraction Plus, Base, LE, S Line, X Aniversario	Rear Left, 4-Wheel ABS	ABS1415-HU
A3	ABS Wheel Speed Sensor	2.0L	Ambiente, Attraction, Attraction Plus, Base, LE, S Line, X Aniversario	Rear Right, 4-Wheel ABS	ABS1416-HU
A3	Voltage Regulator	2.0L	Ambiente, Attraction, Attraction Plus, Base, LE, S Line, X Aniversario		ALR0573
A3	Engine Crankshaft Position Sensor	2.0L	Ambiente, Attraction, Attraction Plus, Base, LE, S Line, X Aniversario		CPS8161HU-D
A3	Fuel Pump Driver Module	2.0L	Ambiente, Attraction, Attraction Plus, Base, LE, S Line, X Aniversario		FPC2900-HU
A3	Fuel Pump	2.0L	Base		FUP3058
A3	Fuel Pump Module Assembly	2.0L	Ambiente, Attraction, Attraction Plus, Base, LE, S Line, X Aniversario		FUP3390-HU
A3	Direct Injection High Pressure Fuel Pump	2.0L	Base	F, Actual OE, EXTERNAL HIGH-PRESSURE PUMP	HPP0004
A3	Direct Injection High Pressure Fuel Pump	2.0L	Ambiente, Attraction, Attraction Plus, LE, S Line, X Aniversario	MEX, Actual OE, EXTERNAL HIGH-PRESSURE PUMP	HPP0004
A3	Mass Air Flow Sensor	2.0L	Base	BPY, Actual OE	MAF0052
A3	Mass Air Flow Sensor	2.0L	Ambiente, Attraction, Attraction Plus, LE, S Line, X Aniversario	MEX, Actual OE	MAF0052

Vehicle	Part Type	Engine Size	Trim	Note(s)	Part Number
<b>2007 Audi (cont'd)</b>					
A3 Quattro	ABS Wheel Speed Sensor	3.2L	Base	Front Left	ABS1413
A3 Quattro	ABS Wheel Speed Sensor	3.2L	Base	Rear Left	ABS1413
A3 Quattro	ABS Wheel Speed Sensor	3.2L	Base	Front Right	ABS1414
A3 Quattro	ABS Wheel Speed Sensor	3.2L	Base	Rear Right	ABS1414
A3 Quattro	Voltage Regulator	3.2L	Base		ALR0573
A3 Quattro	Engine Camshaft Position Sensor	3.2L	Base		CPS7385HU-D
A3 Quattro	Fuel Pump	2.0L	Base		FUP3058
A3 Quattro	Ignition Coil	3.2L	Base		IGC3847-D
A3 Quattro	Mass Air Flow Sensor	3.2L	Base		MAF8934
A4	ABS Wheel Speed Sensor	2.0L, 3.2L	Base, Cabrio Elite, Cabrio S Line, Cabriolet, Elite, S Line, S Line Sport, Trendy	W/ harness, Rear Right, SPECIAL ORDER ONLY	ABS1407HU-D
A4	Voltage Regulator	2.0L	Cabrio Elite, Cabrio S Line, Cabriolet	Convertible	ALR0573
A4	Engine Camshaft Position Sensor	3.2L	Base, Elite		CPS7386-HU
A4	Engine Camshaft Position Sensor	2.0L	Base, Elite, S Line, S Line Sport, Trendy	Sedan	CPS7389-HU
A4	Engine Crankshaft Position Sensor	2.0L	Base, Cabrio Elite, Cabrio S Line, Cabriolet, Elite, S Line, S Line Sport, Trendy		CPS8161HU-D
A4	Fuel Injector	3.2L	Base	BKH, Actual OE	FIJ0033
A4	Fuel Pump Driver Module	2.0L	Cabriolet	BWT, Convertible	FPC2926-HU
A4	Fuel Pump Driver Module	2.0L, 3.2L	Base, Elite, S Line, S Line Sport, Trendy	Sedan	FPC2926-HU
A4	Direct Injection High Pressure Fuel Pump	3.2L	Base	Actual OE, EXTERNAL HIGH-PRESSURE PUMP	HPP0003
A4	Direct Injection High Pressure Fuel Pump	2.0L	Base, Cabriolet	Actual OE, EXTERNAL HIGH-PRESSURE PUMP	HPP0004
A4	Ignition Coil	3.2L	Base, Elite		IGC3831
A4	Mass Air Flow Sensor	2.0L	Base, Cabrio Elite, Cabrio S Line, Cabriolet, Elite, S Line, S Line Sport, Trendy	Actual OE	MAF0010
A4 Quattro	ABS Wheel Speed Sensor	2.0L, 3.2L	Avant, Base, Cabriolet, DTM, Elite	W/ harness, Rear Right, SPECIAL ORDER ONLY	ABS1407HU-D
A4 Quattro	Voltage Regulator	2.0L	Cabriolet	Convertible	ALR0573
A4 Quattro	Engine Camshaft Position Sensor	3.2L	Cabriolet	From 15/05/2006, Convertible	CPS7386-HU

Vehicle	Part Type	Engine Size	Trim	Note(s)	Part Number
<b>2007 Audi (cont'd)</b>					
A4 Quattro	Engine Camshaft Position Sensor	3.2L	Base, Elite	From 15/05/2006, Sedan	CPS7386-HU
A4 Quattro	Engine Camshaft Position Sensor	3.2L	Avant	From 15/05/2006, Wagon	CPS7386-HU
A4 Quattro	Engine Camshaft Position Sensor	2.0L	Base, DTM, Elite	Sedan	CPS7389-HU
A4 Quattro	Engine Camshaft Position Sensor	2.0L	Avant	Wagon	CPS7389-HU
A4 Quattro	Engine Crankshaft Position Sensor	2.0L	Avant, Base, Cabriolet, DTM, Elite		CPS8161HU-D
A4 Quattro	Fuel Injector	3.2L	Avant, Base, Cabriolet	BKH, Actual OE	FIJ0033
A4 Quattro	Fuel Pump Driver Module	3.2L	Cabriolet	BKH, Convertible	FPC2906-HU
A4 Quattro	Fuel Pump Driver Module	2.0L	Cabriolet	BWT, Convertible	FPC2906-HU
A4 Quattro	Fuel Pump Driver Module	3.2L	Base	BKH, Sedan	FPC2926-HU
A4 Quattro	Fuel Pump Driver Module	3.2L	Avant	BKH, Wagon	FPC2926-HU
A4 Quattro	Fuel Pump Driver Module	2.0L	Base	BWT, Sedan	FPC2926-HU
A4 Quattro	Fuel Pump Driver Module	2.0L	Avant	BWT, Wagon	FPC2926-HU
A4 Quattro	Direct Injection High Pressure Fuel Pump	3.2L	Avant, Base, Cabriolet	Actual OE, EXTERNAL HIGH-PRESSURE PUMP	HPP0003
A4 Quattro	Direct Injection High Pressure Fuel Pump	2.0L	Avant, Base, Cabriolet	Actual OE, EXTERNAL HIGH-PRESSURE PUMP	HPP0004
A4 Quattro	Ignition Coil	3.2L	Avant, Base, Cabriolet, Elite		IGC3831
A4 Quattro	Mass Air Flow Sensor	2.0L	Avant, Base, Cabriolet, DTM, Elite	Actual OE	MAF0010
A6	ABS Wheel Speed Sensor	3.2L	Base, Elite, Sport	Front	ABS1439-HU
A6	ABS Wheel Speed Sensor	3.2L	Base, Elite, Sport	Rear	ABS1439-HU
A6	ABS Wheel Speed Sensor	3.2L	Base, Elite, Sport	Front	ABS1443-HU
A6	ABS Wheel Speed Sensor	3.2L	Base, Elite, Sport	Rear	ABS1443-HU
A6	Engine Camshaft Position Sensor	3.2L	Base, Elite, Sport	From VIN # 4F-7-000 001	CPS7386-HU
A6	Fuel Injector	3.2L	Base	BKH, Actual OE	FIJ0033
A6	Direct Injection High Pressure Fuel Pump	3.2L	Base	Actual OE, EXTERNAL HIGH-PRESSURE PUMP	HPP0003

Vehicle	Part Type	Engine Size	Trim	Note(s)	Part Number
<b>2007 Audi (cont'd)</b>					
A6	HVAC Blower Control Module	3.2L	Base, Elite, Sport	SPECIAL ORDER ONLY	HVC2539HU-D
A6	Ignition Coil	3.2L	Base, Elite, Sport		IGC3831
A6 Quattro	ABS Wheel Speed Sensor	3.2L, 4.2L	Avant, Base, Elite	Front	ABS1439-HU
A6 Quattro	ABS Wheel Speed Sensor	3.2L, 4.2L	Avant, Base, Elite	Rear	ABS1439-HU
A6 Quattro	ABS Wheel Speed Sensor	3.2L, 4.2L	Avant, Base, Elite	Front	ABS1443-HU
A6 Quattro	ABS Wheel Speed Sensor	3.2L, 4.2L	Avant, Base, Elite	Rear	ABS1443-HU
A6 Quattro	Engine Camshaft Position Sensor	3.2L, 4.2L	Avant, Base, Elite	From VIN # 4F-7-000 001	CPS7386-HU
A6 Quattro	Fuel Injector	3.2L	Avant, Base	BKH, Actual OE	FIJ0033
A6 Quattro	Fuel Injector	4.2L	Base	BVJ, Actual OE	FIJ0038
A6 Quattro	Direct Injection High Pressure Fuel Pump	3.2L	Avant, Base	Actual OE, EXTERNAL HIGH-PRESSURE PUMP	HPP0003
A6 Quattro	Direct Injection High Pressure Fuel Pump	4.2L	Base	Left, BVJ, Actual OE, EXTERNAL HIGH-PRESSURE PUMP	HPP0021
A6 Quattro	Direct Injection High Pressure Fuel Pump	4.2L	Base	Right, BVJ, Actual OE, EXTERNAL HIGH-PRESSURE PUMP	HPP0022
A6 Quattro	HVAC Blower Control Module	3.2L, 4.2L	Avant, Base, Elite	SPECIAL ORDER ONLY	HVC2539HU-D
A6 Quattro	Ignition Coil	3.2L, 4.2L	Avant, Base, Elite		IGC3831
A6 Quattro	Alternator	4.2L	Base	Actual OE; Water Cooled Alternator, Water Cooler Alternator	LR1190-902C-D
A8 Quattro	ABS Wheel Speed Sensor	4.2L, 6.0L	Base, L, L Plus, Plus	Front	ABS1439-HU
A8 Quattro	ABS Wheel Speed Sensor	4.2L, 6.0L	Base, L, L Plus, Plus	Rear	ABS1439-HU
A8 Quattro	ABS Wheel Speed Sensor	4.2L, 6.0L	Base, L, L Plus, Plus	Front	ABS1443-HU
A8 Quattro	ABS Wheel Speed Sensor	4.2L, 6.0L	Base, L, L Plus, Plus	Rear	ABS1443-HU
A8 Quattro	Engine Camshaft Position Sensor	4.2L	Base, L, L Plus, Plus		CPS7386-HU
A8 Quattro	Fuel Injector	4.2L	Base, L	BVJ, Actual OE	FIJ0038
A8 Quattro	Direct Injection High Pressure Fuel Pump	4.2L	Base, L	Left, BVJ, Actual OE, EXTERNAL HIGH-PRESSURE PUMP	HPP0021

Vehicle	Part Type	Engine Size	Trim	Note(s)	Part Number
<b>2007 Audi (cont'd)</b>					
A8 Quattro	Direct Injection High Pressure Fuel Pump	4.2L	Base, L	Right, BVJ, Actual OE, EXTERNAL HIGH-PRESSURE PUMP	HPP0022
A8 Quattro	Ignition Coil	4.2L	Base, L, L Plus, Plus		IGC3831
A8 Quattro	Alternator	4.2L	Base, L, L Plus, Plus	Actual OE; Water Cooled Alternator, Water Cooler Alternator	LR1190-926-D
Q7	ABS Wheel Speed Sensor	3.6L, 4.2L	Base, Elite, Luxury, Premium	Front Left, SPECIAL ORDER ONLY	ABS1446HU-D
Q7	ABS Wheel Speed Sensor	3.6L, 4.2L	Base, Elite, Luxury, Premium	Rear Left, SPECIAL ORDER ONLY	ABS1446HU-D
Q7	ABS Wheel Speed Sensor	3.6L, 4.2L	Base, Elite, Luxury, Premium	Front Right, SPECIAL ORDER ONLY	ABS1448HU-D
Q7	ABS Wheel Speed Sensor	3.6L, 4.2L	Base, Elite, Luxury, Premium	Rear Right, SPECIAL ORDER ONLY	ABS1448HU-D
Q7	Engine Camshaft Position Sensor	3.6L	Base, Luxury, Premium		CPS7385HU-D
Q7	Engine Camshaft Position Sensor	4.2L	Base, Elite, Premium		CPS7386-HU
Q7	Fuel Injector	4.2L	Base, Premium	BAR, Actual OE	FIJ0038
Q7	Direct Injection High Pressure Fuel Pump	3.6L	Base, Premium	To Chassis # 4L-7-048 000, BHK, Actual OE, EXTERNAL HIGH-PRESSURE PUMP	HPP0012
Q7	Direct Injection High Pressure Fuel Pump	3.6L	Base, Premium	From Chassis # 4L-7-048 001, BHK, Actual OE, EXTERNAL HIGH-PRESSURE PUMP	HPP0013
Q7	Direct Injection High Pressure Fuel Pump	4.2L	Base, Premium	Left, BAR, Actual OE, EXTERNAL HIGH-PRESSURE PUMP	HPP0021
Q7	Direct Injection High Pressure Fuel Pump	4.2L	Base, Premium	Right, BAR, Actual OE, EXTERNAL HIGH-PRESSURE PUMP	HPP0022
Q7	HVAC Blower Control Module	3.6L, 4.2L	Base, Elite, Luxury, Premium		HVC2536-HU
Q7	Ignition Coil	4.2L	Base, Elite, Premium		IGC3831
Q7	Ignition Coil	3.6L	Base, Luxury, Premium		IGC3847-D

Vehicle	Part Type	Engine Size	Trim	Note(s)	Part Number
<b>2007 Audi (cont'd)</b>					
Q7	Alternator	3.6L	Base, Luxury, Premium	Actual OE; Water Cooled Alternator, Water Cooler Alternator	LR1190-919-D
Q7	Mass Air Flow Sensor	4.2L	Base, Premium	BAR	MAF8952HU-D
RS4	ABS Wheel Speed Sensor	4.2L	Base	W/ harness, Rear Right, SPECIAL ORDER ONLY	ABS1407HU-D
RS4	Engine Camshaft Position Sensor	4.2L	Base		CPS7386-HU
RS4	Fuel Injector	4.2L	Base	BNS, Actual OE	FIJ0008
RS4	Direct Injection High Pressure Fuel Pump	4.2L	Base	Left, BNS, Actual OE, EXTERNAL HIGH-PRESSURE PUMP	HPP0021
RS4	Direct Injection High Pressure Fuel Pump	4.2L	Base	Right, BNS, Actual OE, EXTERNAL HIGH-PRESSURE PUMP	HPP0022
S4	ABS Wheel Speed Sensor	4.2L	Avant, Base, Cabriolet	W/ harness, Rear Right, SPECIAL ORDER ONLY	ABS1407HU-D
S4	Voltage Regulator	4.2L	Cabriolet	Convertible	ALR0573
S4	Ignition Coil	4.2L	Cabriolet	Convertible	IGC3845
S4	Ignition Coil	4.2L	Base	Sedan	IGC3845
S4	Ignition Coil	4.2L	Avant	Wagon	IGC3845
S6	ABS Wheel Speed Sensor	5.2L	Base	Front	ABS1439-HU
S6	ABS Wheel Speed Sensor	5.2L	Base	Rear	ABS1439-HU
S6	ABS Wheel Speed Sensor	5.2L	Base	Front	ABS1443-HU
S6	ABS Wheel Speed Sensor	5.2L	Base	Rear	ABS1443-HU
S6	Engine Camshaft Position Sensor	5.2L	Base		CPS7386-HU
S6	Fuel Injector	5.2L	Base	Actual OE	FIJ0033
S6	Direct Injection High Pressure Fuel Pump	5.2L	Base	BXA, Actual OE	HPP0029
S6	HVAC Blower Control Module	5.2L	Base	SPECIAL ORDER ONLY	HVC2539HU-D
S6	Ignition Coil	5.2L	Base		IGC3831
S8	ABS Wheel Speed Sensor	5.2L	Base	Front	ABS1439-HU
S8	ABS Wheel Speed Sensor	5.2L	Base	Rear	ABS1439-HU
S8	ABS Wheel Speed Sensor	5.2L	Base	Front	ABS1443-HU

Vehicle	Part Type	Engine Size	Trim	Note(s)	Part Number
<b>2007 Audi (cont'd)</b>					
S8	ABS Wheel Speed Sensor	5.2L	Base	Rear	ABS1443-HU
S8	Engine Camshaft Position Sensor	5.2L	Base		CPS7386-HU
S8	Fuel Injector	5.2L	Base	Actual OE	FIJ0033
S8	Direct Injection High Pressure Fuel Pump	5.2L	Base	BSM, Actual OE	HPP0029
S8	Ignition Coil	5.2L	Base		IGC3831
TT	Fuel Pump	2.0L	Base, Sport		FUP3058
TT	Mass Air Flow Sensor	2.0L	Base, Sport	MEX, Actual OE	MAF0052
<b>2008 Audi</b>					
A3	ABS Wheel Speed Sensor	2.0L	Attraction, Attraction Plus, Base, S Line	Front Left	ABS1413
A3	ABS Wheel Speed Sensor	2.0L	Attraction, Attraction Plus, Base, S Line	Front Right	ABS1414
A3	ABS Wheel Speed Sensor	2.0L	Attraction, Attraction Plus, Base, S Line	Rear Left, 4-Wheel ABS	ABS1415-HU
A3	ABS Wheel Speed Sensor	2.0L	Attraction, Attraction Plus, Base, S Line	Rear Right, 4-Wheel ABS	ABS1416-HU
A3	Voltage Regulator	2.0L	Base	BPY	ALR0573
A3	Voltage Regulator	2.0L	Base	CBFA	ALR0573
A3	Voltage Regulator	2.0L	Base	CCTA	ALR0573
A3	Engine Camshaft Position Sensor	2.0L	Base	CBFA	CPS7386-HU
A3	Engine Camshaft Position Sensor	2.0L	Base	CCTA	CPS7386-HU
A3	Engine Camshaft Position Sensor	2.0L	Base	BPY	CPS7389-HU
A3	Engine Crankshaft Position Sensor	2.0L	Base	BPY	CPS8161HU-D
A3	Fuel Pump Driver Module	2.0L	Attraction, Attraction Plus, Base, S Line		FPC2900-HU
A3	Fuel Pump	1.4L	Ambiente	GAS	FUP3058
A3	Fuel Pump	2.0L	Base	GAS, BPY	FUP3058
A3	Fuel Pump	2.0L	Base	GAS, CBFA	FUP3058
A3	Fuel Pump	2.0L	Base	GAS, CCTA	FUP3058
A3	Fuel Pump Module Assembly	2.0L	Attraction, Attraction Plus, Base, S Line		FUP3390-HU
A3	Direct Injection High Pressure Fuel Pump	2.0L	Base	F, Actual OE, EXTERNAL HIGH-PRESSURE PUMP	HPP0004
A3	HVAC Blower Control Module	2.0L	Attraction, Attraction Plus, Base, S Line		HVC2536-HU
A3	Mass Air Flow Sensor	2.0L	Attraction, Attraction Plus, S Line	Actual OE	MAF0051

Vehicle	Part Type	Engine Size	Trim	Note(s)	Part Number
<b>2008 Audi (cont'd)</b>					
A3	Mass Air Flow Sensor	2.0L	Base	CBFA, Actual OE	MAF0051
A3	Mass Air Flow Sensor	2.0L	Base	CCTA, Actual OE	MAF0051
A3	Mass Air Flow Sensor	2.0L	Base	BPY, Actual OE	MAF0052
A3	Vehicle Speed Sensor	2.0L	Attraction, Attraction Plus, Base, S Line	w/ OE No. 02E 927 321 B	WSS7390
A3 Quattro	ABS Wheel Speed Sensor	3.2L	Base	Front Left	ABS1413
A3 Quattro	ABS Wheel Speed Sensor	3.2L	Base	Rear Left	ABS1413
A3 Quattro	ABS Wheel Speed Sensor	3.2L	Base	Front Right	ABS1414
A3 Quattro	ABS Wheel Speed Sensor	3.2L	Base	Rear Right	ABS1414
A3 Quattro	Engine Camshaft Position Sensor	3.2L	Base		CPS7385HU-D
A3 Quattro	Fuel Pump	2.0L	Base		FUP3058
A3 Quattro	HVAC Blower Control Module	3.2L	Base		HVC2536-HU
A3 Quattro	Ignition Coil	3.2L	Base		IGC3847-D
A3 Quattro	Mass Air Flow Sensor	3.2L	Base		MAF8934
A3 Quattro	Vehicle Speed Sensor	3.2L	Base	w/ OE No. 02E 927 321 B	WSS7390
A4	ABS Wheel Speed Sensor	2.0L, 3.2L	Base, Cabrio Elite, Cabrio S Line, Cabriolet, S Line, Trendy	W/ harness, Rear Right, SPECIAL ORDER ONLY	ABS1407HU-D
A4	Voltage Regulator	2.0L	Cabrio Elite, Cabrio S Line, Cabriolet	Convertible	ALR0573
A4	Engine Camshaft Position Sensor	3.2L	Base		CPS7386-HU
A4	Engine Camshaft Position Sensor	2.0L	Base, S Line, Trendy	Sedan	CPS7389-HU
A4	Engine Crankshaft Position Sensor	2.0L	Base, Cabrio Elite, Cabrio S Line, Cabriolet, S Line, Trendy		CPS8161HU-D
A4	Fuel Injector	3.2L	Base	BKH, Actual OE	FIJ0033
A4	Fuel Pump Driver Module	2.0L	Cabriolet	BWT, Convertible	FPC2926-HU
A4	Fuel Pump Driver Module	2.0L, 3.2L	Base, S Line, Trendy	Sedan	FPC2926-HU
A4	Direct Injection High Pressure Fuel Pump	3.2L	Base	BKH, Actual OE, EXTERNAL HIGH-PRESSURE PUMP	HPP0003



Vehicle	Part Type	Engine Size	Trim	Note(s)	Part Number
<b>2008 Audi (cont'd)</b>					
A4	Direct Injection High Pressure Fuel Pump	2.0L	Base, Cabriolet	Actual OE, EXTERNAL HIGH-PRESSURE PUMP	HPP0004
A4	Ignition Coil	3.2L	Base		IGC3831
A4	Mass Air Flow Sensor	2.0L	Base, Cabrio Elite, Cabrio S Line, Cabriolet, S Line, Trendy	Actual OE	MAF0010
A4 Quattro	ABS Wheel Speed Sensor	2.0L, 3.2L	Avant, Base, Cabriolet, Elite, S Line, S Line Sport, Trendy	W/ harness, Rear Right, SPECIAL ORDER ONLY	ABS1407HU-D
A4 Quattro	Voltage Regulator	2.0L	Cabriolet	Convertible	ALR0573
A4 Quattro	Engine Camshaft Position Sensor	3.2L	Cabriolet	From 15/05/2006, Convertible	CPS7386-HU
A4 Quattro	Engine Camshaft Position Sensor	3.2L	Base, Elite	From 15/05/2006, Sedan	CPS7386-HU
A4 Quattro	Engine Camshaft Position Sensor	3.2L	Avant	From 15/05/2006, Wagon	CPS7386-HU
A4 Quattro	Engine Camshaft Position Sensor	2.0L	Base, Elite, S Line, S Line Sport, Trendy	Sedan	CPS7389-HU
A4 Quattro	Engine Camshaft Position Sensor	2.0L	Avant	Wagon	CPS7389-HU
A4 Quattro	Engine Crankshaft Position Sensor	2.0L	Avant, Base, Cabriolet, Elite, S Line, S Line Sport, Trendy		CPS8161HU-D
A4 Quattro	Fuel Injector	3.2L	Avant, Base, Cabriolet	BKH, Actual OE	FIJ0033
A4 Quattro	Fuel Pump Driver Module	3.2L	Cabriolet	BKH, Convertible	FPC2906-HU
A4 Quattro	Fuel Pump Driver Module	2.0L	Cabriolet	BWT, Convertible	FPC2906-HU
A4 Quattro	Fuel Pump Driver Module	3.2L	Base	BKH, Sedan	FPC2926-HU
A4 Quattro	Fuel Pump Driver Module	3.2L	Avant	BKH, Wagon	FPC2926-HU
A4 Quattro	Fuel Pump Driver Module	2.0L	Base	BWT, Sedan	FPC2926-HU
A4 Quattro	Fuel Pump Driver Module	2.0L	Avant	BWT, Wagon	FPC2926-HU
A4 Quattro	Direct Injection High Pressure Fuel Pump	3.2L	Avant, Base, Cabriolet	Actual OE, EXTERNAL HIGH-PRESSURE PUMP	HPP0003
A4 Quattro	Direct Injection High Pressure Fuel Pump	2.0L	Avant, Base, Cabriolet	Actual OE, EXTERNAL HIGH-PRESSURE PUMP	HPP0004
A4 Quattro	Ignition Coil	3.2L	Avant, Base, Cabriolet, Elite		IGC3831
A4 Quattro	Mass Air Flow Sensor	2.0L	Avant, Base, Cabriolet, Elite, S Line, S Line Sport, Trendy	Actual OE	MAF0010

Vehicle	Part Type	Engine Size	Trim	Note(s)	Part Number
<b>2008 Audi (cont'd)</b>					
A5	Fuel Pump	3.2L	Base		FUP3058
A5	Direct Injection High Pressure Fuel Pump	3.2L	Base	MEX, Actual OE, EXTERNAL HIGH-PRESSURE PUMP	HPP0003
A5 Quattro	ABS Wheel Speed Sensor	3.2L	Base	Front	ABS1439-HU
A5 Quattro	ABS Wheel Speed Sensor	3.2L	Base	Rear	ABS1439-HU
A5 Quattro	ABS Wheel Speed Sensor	3.2L	Base	Front	ABS1443-HU
A5 Quattro	ABS Wheel Speed Sensor	3.2L	Base	Rear	ABS1443-HU
A5 Quattro	Voltage Regulator	3.2L	Base	140A BOSCH	ALR0400-HU
A5 Quattro	Engine Camshaft Position Sensor	3.2L	Base		CPS7386-HU
A5 Quattro	Fuel Injector	3.2L	Base	CALA, Actual OE	FIJ0035
A5 Quattro	Fuel Pump Driver Module	3.2L	Base		FPC2924-HU
A5 Quattro	Direct Injection High Pressure Fuel Pump	3.2L	Base	Actual OE, EXTERNAL HIGH-PRESSURE PUMP	HPP0011
A5 Quattro	HVAC Blower Control Module	3.2L	Base	SPECIAL ORDER ONLY	HVC2537HU-D
A5 Quattro	Ignition Coil	3.2L	Base		IGC3831
A6	ABS Wheel Speed Sensor	3.2L	Base, Elite, Sport	Front	ABS1439-HU
A6	ABS Wheel Speed Sensor	3.2L	Base, Elite, Sport	Rear	ABS1439-HU
A6	ABS Wheel Speed Sensor	3.2L	Base, Elite, Sport	Front	ABS1443-HU
A6	ABS Wheel Speed Sensor	3.2L	Base, Elite, Sport	Rear	ABS1443-HU
A6	Engine Camshaft Position Sensor	3.2L	Base, Elite, Sport		CPS7386-HU
A6	Fuel Injector	3.2L	Base	BKH, Actual OE	FIJ0033
A6	Direct Injection High Pressure Fuel Pump	3.2L	Base	Actual OE, EXTERNAL HIGH-PRESSURE PUMP	HPP0003
A6	HVAC Blower Control Module	3.2L	Base, Elite, Sport	SPECIAL ORDER ONLY	HVC2539HU-D
A6	Ignition Coil	3.2L	Base, Elite, Sport		IGC3831
A6 Quattro	ABS Wheel Speed Sensor	3.2L, 4.2L	Avant, Base, Elite	Front	ABS1439-HU
A6 Quattro	ABS Wheel Speed Sensor	3.2L, 4.2L	Avant, Base, Elite	Rear	ABS1439-HU

Vehicle	Part Type	Engine Size	Trim	Note(s)	Part Number
<b>2008 Audi (cont'd)</b>					
A6 Quattro	ABS Wheel Speed Sensor	3.2L, 4.2L	Avant, Base, Elite	Front	ABS1443-HU
A6 Quattro	ABS Wheel Speed Sensor	3.2L, 4.2L	Avant, Base, Elite	Rear	ABS1443-HU
A6 Quattro	Engine Camshaft Position Sensor	3.2L, 4.2L	Avant, Base, Elite		CPS7386-HU
A6 Quattro	Fuel Injector	3.2L	Avant, Base	BKH, Actual OE	FIJ0033
A6 Quattro	Fuel Injector	4.2L	Base	BVJ, Actual OE	FIJ0038
A6 Quattro	Direct Injection High Pressure Fuel Pump	3.2L	Avant, Base	Actual OE, EXTERNAL HIGH-PRESSURE PUMP	HPP0003
A6 Quattro	Direct Injection High Pressure Fuel Pump	4.2L	Base	Left, BVJ, Actual OE, EXTERNAL HIGH-PRESSURE PUMP	HPP0021
A6 Quattro	Direct Injection High Pressure Fuel Pump	4.2L	Base	Right, BVJ, Actual OE, EXTERNAL HIGH-PRESSURE PUMP	HPP0022
A6 Quattro	HVAC Blower Control Module	3.2L, 4.2L	Avant, Base, Elite	SPECIAL ORDER ONLY	HVC2539HU-D
A6 Quattro	Ignition Coil	3.2L, 4.2L	Avant, Base, Elite		IGC3831
A6 Quattro	Alternator	4.2L	Base	Actual OE; Water Cooled Alternator, Water Cooler Alternator	LR1190-902C-D
A8 Quattro	ABS Wheel Speed Sensor	4.2L, 6.0L	Base, L, L Plus, Plus	Front	ABS1439-HU
A8 Quattro	ABS Wheel Speed Sensor	4.2L, 6.0L	Base, L, L Plus, Plus	Rear	ABS1439-HU
A8 Quattro	ABS Wheel Speed Sensor	4.2L, 6.0L	Base, L, L Plus, Plus	Front	ABS1443-HU
A8 Quattro	ABS Wheel Speed Sensor	4.2L, 6.0L	Base, L, L Plus, Plus	Rear	ABS1443-HU
A8 Quattro	Engine Camshaft Position Sensor	6.0L	L		CPS7385HU-D
A8 Quattro	Engine Camshaft Position Sensor	4.2L	Base, L, L Plus, Plus		CPS7386-HU
A8 Quattro	Fuel Injector	4.2L	Base, L	BVJ, Actual OE	FIJ0038
A8 Quattro	Direct Injection High Pressure Fuel Pump	4.2L	Base, L	From 03/11/2008, Left, BVJ, Actual OE, EXTERNAL HIGH-PRESSURE PUMP	HPP0005
A8 Quattro	Direct Injection High Pressure Fuel Pump	4.2L	Base, L	From 03/11/2008, Right, BVJ, Actual OE, EXTERNAL HIGH-PRESSURE PUMP	HPP0006

Vehicle	Part Type	Engine Size	Trim	Note(s)	Part Number
<b>2008 Audi (cont'd)</b>					
A8 Quattro	Direct Injection High Pressure Fuel Pump	4.2L	Base, L	To 03/11/2008, Left, BVJ, Actual OE, EXTERNAL HIGH-PRESSURE PUMP	HPP0021
A8 Quattro	Direct Injection High Pressure Fuel Pump	4.2L	Base, L	To 03/11/2008, Right, BVJ, Actual OE, EXTERNAL HIGH-PRESSURE PUMP	HPP0022
A8 Quattro	Ignition Coil	4.2L	Base, L, L Plus, Plus		IGC3831
A8 Quattro	Alternator	4.2L	Base, L, L Plus, Plus	Actual OE; Water Cooled Alternator, Water Cooler Alternator	LR1190-926-D
Q7	ABS Wheel Speed Sensor	3.6L, 4.2L	Base, Elite, Luxury, Premium	Front Left, SPECIAL ORDER ONLY	ABS1446HU-D
Q7	ABS Wheel Speed Sensor	3.6L, 4.2L	Base, Elite, Luxury, Premium	Rear Left, SPECIAL ORDER ONLY	ABS1446HU-D
Q7	ABS Wheel Speed Sensor	3.6L, 4.2L	Base, Elite, Luxury, Premium	Front Right, SPECIAL ORDER ONLY	ABS1448HU-D
Q7	ABS Wheel Speed Sensor	3.6L, 4.2L	Base, Elite, Luxury, Premium	Rear Right, SPECIAL ORDER ONLY	ABS1448HU-D
Q7	Engine Camshaft Position Sensor	3.6L	Base, Premium		CPS7385HU-D
Q7	Engine Camshaft Position Sensor	4.2L	Elite, Luxury, Premium		CPS7386-HU
Q7	Fuel Injector	4.2L	Premium	BAR, Actual OE	FIJ0038
Q7	Direct Injection High Pressure Fuel Pump	4.2L	Elite, Luxury	Left, MEX, Actual OE, EXTERNAL HIGH-PRESSURE PUMP	HPP0005
Q7	Direct Injection High Pressure Fuel Pump	4.2L	Elite, Luxury	Right, MEX, Actual OE, EXTERNAL HIGH-PRESSURE PUMP	HPP0006
Q7	Direct Injection High Pressure Fuel Pump	3.6L	Base, Premium	BHK, Actual OE, EXTERNAL HIGH-PRESSURE PUMP	HPP0013
Q7	Direct Injection High Pressure Fuel Pump	4.2L	Premium	Left, BAR, Actual OE, EXTERNAL HIGH-PRESSURE PUMP	HPP0021
Q7	Direct Injection High Pressure Fuel Pump	4.2L	Premium	Right, BAR, Actual OE, EXTERNAL HIGH-PRESSURE PUMP	HPP0022

Vehicle	Part Type	Engine Size	Trim	Note(s)	Part Number
<b>2008 Audi (cont'd)</b>					
Q7	HVAC Blower Control Module	3.6L, 4.2L	Base, Elite, Luxury, Premium		HVC2536-HU
Q7	Ignition Coil	4.2L	Elite, Luxury, Premium		IGC3831
Q7	Alternator	3.6L	Base, Premium	To VIN # 4L-8-150000, Actual OE; Water Cooled Alternator, Water Cooler Alternator	LR1190-919-D
Q7	Mass Air Flow Sensor	3.0L	TDI Elite, TDI Luxury	From 11/24/2008, DIESEL, Actual OE	MAF0030
Q7	Mass Air Flow Sensor	4.2L	Premium	BAR	MAF8952HU-D
R8	ABS Wheel Speed Sensor	4.2L	Base	Front	ABS1439-HU
R8	ABS Wheel Speed Sensor	4.2L	Base	Rear	ABS1439-HU
R8	ABS Wheel Speed Sensor	4.2L	Base	Front	ABS1443-HU
R8	ABS Wheel Speed Sensor	4.2L	Base	Rear	ABS1443-HU
R8	Engine Camshaft Position Sensor	4.2L	Base		CPS7386-HU
R8	Fuel Injector	4.2L	Base	BYH, Actual OE	FIJ0008
R8	Direct Injection High Pressure Fuel Pump	4.2L	Base	From Chassis # 42-8-001 001, Left, Actual OE, EXTERNAL HIGH-PRESSURE PUMP	HPP0005
R8	Direct Injection High Pressure Fuel Pump	4.2L	Base	Right, Actual OE, EXTERNAL HIGH-PRESSURE PUMP	HPP0006
R8	HVAC Blower Control Module	4.2L	Base	SPECIAL ORDER ONLY	HVC2539HU-D
R8	Ignition Coil	4.2L	Base		IGC3831
RS4	ABS Wheel Speed Sensor	4.2L	Base, Cabriolet	W/ harness, Rear Right, SPECIAL ORDER ONLY	ABS1407HU-D
RS4	Engine Camshaft Position Sensor	4.2L	Base, Cabriolet		CPS7386-HU
RS4	Fuel Injector	4.2L	Base, Cabriolet	BNS, Actual OE	FIJ0008
RS4	Direct Injection High Pressure Fuel Pump	4.2L	Base, Cabriolet	Left, BNS, Actual OE, EXTERNAL HIGH-PRESSURE PUMP	HPP0021
RS4	Direct Injection High Pressure Fuel Pump	4.2L	Base, Cabriolet	Right, BNS, Actual OE, EXTERNAL HIGH-PRESSURE PUMP	HPP0022

Vehicle	Part Type	Engine Size	Trim	Note(s)	Part Number
<b>2008 Audi (cont'd)</b>					
S4	ABS Wheel Speed Sensor	4.2L	Avant, Base, Cabriolet	W/ harness, Rear Right, SPECIAL ORDER ONLY	ABS1407HU-D
S4	Voltage Regulator	4.2L	Cabriolet	Convertible	ALR0573
S4	Ignition Coil	4.2L	Cabriolet	Convertible	IGC3845
S4	Ignition Coil	4.2L	Base	Sedan	IGC3845
S5	ABS Wheel Speed Sensor	4.2L	Base	Front	ABS1439-HU
S5	ABS Wheel Speed Sensor	4.2L	Base	Rear	ABS1439-HU
S5	ABS Wheel Speed Sensor	4.2L	Base	Front	ABS1443-HU
S5	ABS Wheel Speed Sensor	4.2L	Base	Rear	ABS1443-HU
S5	Engine Camshaft Position Sensor	4.2L	Base		CPS7386-HU
S5	Fuel Injector	4.2L	Base	CAUA, Coupe, Actual OE	FIJ0038
S5	Fuel Pump Driver Module	4.2L	Base		FPC2924-HU
S5	Direct Injection High Pressure Fuel Pump	4.2L	Base	From 03/11/2008, Left, CAUA, Actual OE, EXTERNAL HIGH-PRESSURE PUMP	HPP0005
S5	Direct Injection High Pressure Fuel Pump	4.2L	Base	Right, Actual OE, EXTERNAL HIGH-PRESSURE PUMP	HPP0006
S5	Direct Injection High Pressure Fuel Pump	4.2L	Base	To 03/11/2008, Left, CAUA, Actual OE, EXTERNAL HIGH-PRESSURE PUMP	HPP0021
S5	HVAC Blower Control Module	4.2L	Base	SPECIAL ORDER ONLY	HVC2537HU-D
S5	Ignition Coil	4.2L	Base		IGC3831
S6	ABS Wheel Speed Sensor	5.2L	Base	Front	ABS1439-HU
S6	ABS Wheel Speed Sensor	5.2L	Base	Rear	ABS1439-HU
S6	ABS Wheel Speed Sensor	5.2L	Base	Front	ABS1443-HU
S6	ABS Wheel Speed Sensor	5.2L	Base	Rear	ABS1443-HU
S6	Engine Camshaft Position Sensor	5.2L	Base		CPS7386-HU
S6	Fuel Injector	5.2L	Base	Actual OE	FIJ0033

Vehicle	Part Type	Engine Size	Trim	Note(s)	Part Number
<b>2008 Audi (cont'd)</b>					
S6	Direct Injection High Pressure Fuel Pump	5.2L	Base	BXA, Actual OE	HPP0029
S6	HVAC Blower Control Module	5.2L	Base	SPECIAL ORDER ONLY	HVC2539HU-D
S6	Ignition Coil	5.2L	Base		IGC3831
S8	ABS Wheel Speed Sensor	5.2L	Base	Front	ABS1439-HU
S8	ABS Wheel Speed Sensor	5.2L	Base	Rear	ABS1439-HU
S8	ABS Wheel Speed Sensor	5.2L	Base	Front	ABS1443-HU
S8	ABS Wheel Speed Sensor	5.2L	Base	Rear	ABS1443-HU
S8	Engine Camshaft Position Sensor	5.2L	Base		CPS7386-HU
S8	Fuel Injector	5.2L	Base	Actual OE	FIJ0033
S8	Direct Injection High Pressure Fuel Pump	5.2L	Base	BSM, Actual OE	HPP0029
S8	Ignition Coil	5.2L	Base		IGC3831
TT	ABS Wheel Speed Sensor	2.0L	Base	Front Left	ABS1413
TT	ABS Wheel Speed Sensor	2.0L	Base	Front Right	ABS1414
TT	ABS Wheel Speed Sensor	2.0L	Base	Rear Left, 4-Wheel ABS	ABS1415-HU
TT	ABS Wheel Speed Sensor	2.0L	Base	Rear Right, 4-Wheel ABS	ABS1416-HU
TT	Engine Camshaft Position Sensor	2.0L	Base		CPS7389-HU
TT	Engine Crankshaft Position Sensor	2.0L	Base		CPS8161HU-D
TT	Fuel Pump Driver Module	2.0L	Base		FPC2921-HU
TT	Fuel Pump	2.0L	Base		FUP3058
TT	Fuel Pump Module Assembly	2.0L	Base		FUP3390-HU
TT	Direct Injection High Pressure Fuel Pump	2.0L	Base	F, Actual OE, EXTERNAL HIGH-PRESSURE PUMP	HPP0004
TT	HVAC Blower Control Module	2.0L	Base		HVC2536-HU
TT	Mass Air Flow Sensor	2.0L	Base	BPY, Actual OE	MAF0052
TT Quattro	ABS Wheel Speed Sensor	3.2L	Base	Front Left	ABS1413

Vehicle	Part Type	Engine Size	Trim	Note(s)	Part Number
<b>2008 Audi (cont'd)</b>					
TT Quattro	ABS Wheel Speed Sensor	3.2L	Base	Rear Left	ABS1413
TT Quattro	ABS Wheel Speed Sensor	3.2L	Base	Front Right	ABS1414
TT Quattro	ABS Wheel Speed Sensor	3.2L	Base	Rear Right	ABS1414
TT Quattro	Engine Camshaft Position Sensor	3.2L	Base		CPS7385HU-D
TT Quattro	HVAC Blower Control Module	3.2L	Base		HVC2536-HU
TT Quattro	Ignition Coil	3.2L	Base		IGC3847-D
TT Quattro	Mass Air Flow Sensor	3.2L	Base		MAF8934
<b>2009 Audi</b>					
A3	ABS Wheel Speed Sensor	2.0L	Attraction, Attraction Plus, Base, Cabrio, S Line	Front Left	ABS1413
A3	ABS Wheel Speed Sensor	2.0L	Attraction, Attraction Plus, Base, Cabrio, S Line	Front Right	ABS1414
A3	ABS Wheel Speed Sensor	2.0L	Attraction, Attraction Plus, Base, Cabrio, S Line	Rear Left, 4-Wheel ABS	ABS1415-HU
A3	ABS Wheel Speed Sensor	2.0L	Attraction, Attraction Plus, Base, Cabrio, S Line	Rear Right, 4-Wheel ABS	ABS1416-HU
A3	Voltage Regulator	2.0L	Attraction, Attraction Plus, Base, Cabrio, S Line		ALR0573
A3	Engine Camshaft Position Sensor	2.0L	Attraction, Attraction Plus, Base, Cabrio, S Line		CPS7386-HU
A3	Fuel Pump Driver Module	2.0L	Attraction, Attraction Plus, Base, Cabrio, S Line		FPC2900-HU
A3	Fuel Pump	1.4L	Ambiente	GAS	FUP3058
A3	Fuel Pump	2.0L	Base	GAS, CBFA	FUP3058
A3	Fuel Pump	2.0L	Base	GAS, CCTA	FUP3058
A3	Fuel Pump Module Assembly	2.0L	Attraction, Attraction Plus, Base, Cabrio, S Line	Fuel sys. for carburetor gasoline eng. w/ injector system w/o fuel return, GAS	FUP3377-HU
A3	Fuel Pump Module Assembly	2.0L	Attraction, Attraction Plus, Base, Cabrio, S Line	Fuel system for fuel-injected engine, GAS	FUP3390-HU
A3	HVAC Blower Control Module	2.0L	Attraction, Attraction Plus, Base, Cabrio, S Line		HVC2536-HU
A3	Mass Air Flow Sensor	2.0L	Attraction, Attraction Plus, Cabrio, S Line	Actual OE	MAF0051
A3	Mass Air Flow Sensor	2.0L	Base	CBFA, Actual OE	MAF0051
A3	Mass Air Flow Sensor	2.0L	Base	CCTA, Actual OE	MAF0051
A3 Quattro	ABS Wheel Speed Sensor	2.0L, 3.2L	Base	Front Left	ABS1413



Vehicle	Part Type	Engine Size	Trim	Note(s)	Part Number
<b>2009 Audi (cont'd)</b>					
A3 Quattro	ABS Wheel Speed Sensor	2.0L, 3.2L	Base	Rear Left	ABS1413
A3 Quattro	ABS Wheel Speed Sensor	2.0L, 3.2L	Base	Front Right	ABS1414
A3 Quattro	ABS Wheel Speed Sensor	2.0L, 3.2L	Base	Rear Right	ABS1414
A3 Quattro	Voltage Regulator	2.0L	Base		ALR0573
A3 Quattro	Engine Camshaft Position Sensor	3.2L	Base		CPS7385HU-D
A3 Quattro	Engine Camshaft Position Sensor	2.0L	Base		CPS7386-HU
A3 Quattro	Fuel Pump Driver Module	2.0L, 3.2L	Base		FPC2900-HU
A3 Quattro	Fuel Pump	2.0L	Base		FUP3058
A3 Quattro	HVAC Blower Control Module	2.0L, 3.2L	Base		HVC2536-HU
A3 Quattro	Ignition Coil	3.2L	Base		IGC3847-D
A3 Quattro	Mass Air Flow Sensor	2.0L	Base	GAS, Actual OE	MAF0051
A3 Quattro	Mass Air Flow Sensor	3.2L	Base		MAF8934
A4	ABS Wheel Speed Sensor	2.0L	Cabriolet	Rear, Convertible, SPECIAL ORDER ONLY	ABS1407HU-D
A4	ABS Wheel Speed Sensor	2.0L	Base, Luxury, Sport, Trendy, Trendy Plus	Front, Sedan	ABS1439-HU
A4	ABS Wheel Speed Sensor	2.0L	Base, Luxury, Sport, Trendy, Trendy Plus	Rear, Sedan	ABS1439-HU
A4	ABS Wheel Speed Sensor	2.0L	Base, Luxury, Sport, Trendy, Trendy Plus	Front, Sedan	ABS1443-HU
A4	ABS Wheel Speed Sensor	2.0L	Base, Luxury, Sport, Trendy, Trendy Plus	Rear, Sedan	ABS1443-HU
A4	Voltage Regulator	2.0L	Base, Cabriolet, Luxury, Sport, Trendy, Trendy Plus	140A BOSCH	ALR0400-HU
A4	Engine Camshaft Position Sensor	2.0L	Base, Luxury, Sport, Trendy, Trendy Plus	Sedan	CPS7386-HU
A4	Engine Crankshaft Position Sensor	2.0L	Cabriolet	Convertible	CPS8161HU-D
A4	Fuel Pump Driver Module	2.0L	Base, Luxury, Sport, Trendy, Trendy Plus	Sedan	FPC2924-HU
A4	Fuel Pump Driver Module	2.0L	Cabriolet	BWT, Convertible	FPC2926-HU
A4	Fuel Pump	2.0L	Base, Cabriolet		FUP3058
A4	Direct Injection High Pressure Fuel Pump	2.0L	Cabriolet	BWT, Actual OE, EXTERNAL HIGH-PRESSURE PUMP	HPP0004

Vehicle	Part Type	Engine Size	Trim	Note(s)	Part Number
<b>2009 Audi (cont'd)</b>					
A4	Direct Injection High Pressure Fuel Pump	2.0L	Base	Case 1, CAEB, Actual OE, EXTERNAL HIGH-PRESSURE PUMP	HPP0010
A4	HVAC Blower Control Module	2.0L	Base, Cabriolet, Luxury, Sport, Trendy, Trendy Plus	SPECIAL ORDER ONLY	HVC2537HU-D
A4	Mass Air Flow Sensor	2.0L	Cabriolet	Actual OE	MAF0010
A4	Mass Air Flow Sensor	2.0L	Base, Luxury, Sport, Trendy, Trendy Plus	GAS, Sedan, Actual OE	MAF0116
A4 Quattro	ABS Wheel Speed Sensor	2.0L, 3.2L	Avant, Base, Cabriolet, Elite	Front	ABS1439-HU
A4 Quattro	ABS Wheel Speed Sensor	2.0L, 3.2L	Avant, Base, Cabriolet, Elite	Rear	ABS1439-HU
A4 Quattro	ABS Wheel Speed Sensor	2.0L, 3.2L	Avant, Base, Cabriolet, Elite	Front	ABS1443-HU
A4 Quattro	ABS Wheel Speed Sensor	2.0L, 3.2L	Avant, Base, Cabriolet, Elite	Rear	ABS1443-HU
A4 Quattro	Voltage Regulator	2.0L, 3.2L	Avant, Base, Cabriolet, Elite	140A BOSCH	ALR0400-HU
A4 Quattro	Engine Crankshaft Position Sensor	3.2L	Base, Elite	CALA	CPS7386-HU
A4 Quattro	Engine Camshaft Position Sensor	3.2L	Cabriolet	From 15/05/2006, Convertible	CPS7386-HU
A4 Quattro	Engine Camshaft Position Sensor	2.0L, 3.2L	Base, Elite	Sedan	CPS7386-HU
A4 Quattro	Engine Camshaft Position Sensor	2.0L	Avant	Wagon	CPS7386-HU
A4 Quattro	Engine Crankshaft Position Sensor	2.0L	Cabriolet	BWT	CPS8161HU-D
A4 Quattro	Fuel Injector	3.2L	Cabriolet	BKH, Actual OE	FIJ0033
A4 Quattro	Fuel Injector	3.2L	Base, Elite	CALA, Actual OE	FIJ0035
A4 Quattro	Fuel Pump Driver Module	3.2L	Cabriolet	BKH, Convertible	FPC2906-HU
A4 Quattro	Fuel Pump Driver Module	2.0L	Cabriolet	BWT, Convertible	FPC2906-HU
A4 Quattro	Fuel Pump Driver Module	2.0L	Base	Sedan	FPC2924-HU
A4 Quattro	Fuel Pump Driver Module	2.0L	Avant	Wagon	FPC2924-HU
A4 Quattro	Direct Injection High Pressure Fuel Pump	3.2L	Cabriolet	Actual OE, EXTERNAL HIGH-PRESSURE PUMP	HPP0003
A4 Quattro	Direct Injection High Pressure Fuel Pump	2.0L	Cabriolet	Actual OE, EXTERNAL HIGH-PRESSURE PUMP	HPP0004

Vehicle	Part Type	Engine Size	Trim	Note(s)	Part Number
<b>2009 Audi (cont'd)</b>					
A4 Quattro	Direct Injection High Pressure Fuel Pump	2.0L	Avant, Base	Case 1, CAEB, Actual OE, EXTERNAL HIGH-PRESSURE PUMP	HPP0010
A4 Quattro	Direct Injection High Pressure Fuel Pump	3.2L	Base, Elite	CALA, Actual OE, EXTERNAL HIGH-PRESSURE PUMP	HPP0011
A4 Quattro	HVAC Blower Control Module	2.0L, 3.2L	Avant, Base, Cabriolet, Elite	SPECIAL ORDER ONLY	HVC2537HU-D
A4 Quattro	Ignition Coil	3.2L	Base, Cabriolet, Elite		IGC3831
A4 Quattro	Mass Air Flow Sensor	2.0L	Cabriolet	Actual OE	MAF0010
A4 Quattro	Mass Air Flow Sensor	2.0L	Avant	Actual OE	MAF0116
A4 Quattro	Mass Air Flow Sensor	2.0L	Base	Sedan, Actual OE	MAF0116
A5	Fuel Pump	3.2L	Base		FUP3058
A5	Direct Injection High Pressure Fuel Pump	3.2L	Base	MEX, Actual OE, EXTERNAL HIGH-PRESSURE PUMP	HPP0003
A5 Quattro	ABS Wheel Speed Sensor	3.2L	Base	Front	ABS1439-HU
A5 Quattro	ABS Wheel Speed Sensor	3.2L	Base	Rear	ABS1439-HU
A5 Quattro	ABS Wheel Speed Sensor	3.2L	Base	Front	ABS1443-HU
A5 Quattro	ABS Wheel Speed Sensor	3.2L	Base	Rear	ABS1443-HU
A5 Quattro	Voltage Regulator	3.2L	Base	140A BOSCH	ALR0400-HU
A5 Quattro	Engine Camshaft Position Sensor	3.2L	Base		CPS7386-HU
A5 Quattro	Fuel Injector	3.2L	Base	CALA, Actual OE	FIJ0035
A5 Quattro	Fuel Pump Driver Module	3.2L	Base		FPC2924-HU
A5 Quattro	Direct Injection High Pressure Fuel Pump	3.2L	Base	Actual OE, EXTERNAL HIGH-PRESSURE PUMP	HPP0011
A5 Quattro	HVAC Blower Control Module	3.2L	Base	SPECIAL ORDER ONLY	HVC2537HU-D
A5 Quattro	Ignition Coil	3.2L	Base		IGC3831
A6	ABS Wheel Speed Sensor	3.2L	Elite, Sport	Front	ABS1439-HU
A6	ABS Wheel Speed Sensor	3.2L	Elite, Sport	Rear	ABS1439-HU
A6	ABS Wheel Speed Sensor	3.2L	Elite, Sport	Front	ABS1443-HU

Vehicle	Part Type	Engine Size	Trim	Note(s)	Part Number
<b>2009 Audi (cont'd)</b>					
A6	ABS Wheel Speed Sensor	3.2L	Elite, Sport	Rear	ABS1443-HU
A6	Engine Camshaft Position Sensor	3.2L	Elite, Sport		CPS7386-HU
A6	Engine Crankshaft Position Sensor	3.2L	Elite, Sport		CPS8135HU-D
A6	Fuel Injector	3.2L	Base	CALA, Actual OE	FIJ0033
A6	Fuel Pump Driver Module	3.2L	Elite, Sport	Standard equipment	FPC2906-HU
A6	Fuel Pump Control Module	3.2L	Elite, Sport	BLB Component parts set, complying w/ vehicle type for South Korea, various parts [B2H]; Executive US equipment [A8U]	FPC2925-HU
A6	Direct Injection High Pressure Fuel Pump	3.2L	Base	Actual OE, EXTERNAL HIGH-PRESSURE PUMP	HPP0003
A6	Direct Injection High Pressure Fuel Pump	2.8L	Luxury	Actual OE, EXTERNAL HIGH-PRESSURE PUMP	HPP0011
A6	HVAC Blower Control Module	3.2L	Elite, Sport	SPECIAL ORDER ONLY	HVC2539HU-D
A6	Ignition Coil	3.2L	Elite, Sport		IGC3831
A6 Quattro	ABS Wheel Speed Sensor	3.0L, 4.2L	Avant, Base	Front	ABS1439-HU
A6 Quattro	ABS Wheel Speed Sensor	3.0L, 4.2L	Avant, Base	Rear	ABS1439-HU
A6 Quattro	ABS Wheel Speed Sensor	3.0L, 4.2L	Avant, Base	Front	ABS1443-HU
A6 Quattro	ABS Wheel Speed Sensor	3.0L, 4.2L	Avant, Base	Rear	ABS1443-HU
A6 Quattro	Engine Camshaft Position Sensor	3.0L, 4.2L	Avant, Base		CPS7386-HU
A6 Quattro	Engine Crankshaft Position Sensor	3.0L	Avant, Base		CPS8135HU-D
A6 Quattro	Fuel Injector	4.2L	Base	BVJ, Actual OE	FIJ0038
A6 Quattro	Fuel Pump Control Module	3.0L, 4.2L	Avant, Base	PR-B2H; BLB Component parts set, complying w/ vehicle type for South Korea, various parts [B2H]	FPC2925-HU
A6 Quattro	Fuel Pump	3.0L	Avant, Base		FUP3058

Vehicle	Part Type	Engine Size	Trim	Note(s)	Part Number
<b>2009 Audi (cont'd)</b>					
A6 Quattro	Direct Injection High Pressure Fuel Pump	4.2L	Base	Left, BVJ, Actual OE, EXTERNAL HIGH-PRESSURE PUMP	HPP0005
A6 Quattro	Direct Injection High Pressure Fuel Pump	4.2L	Base	Right, BVJ, Actual OE, EXTERNAL HIGH-PRESSURE PUMP	HPP0006
A6 Quattro	Direct Injection High Pressure Fuel Pump	3.0L	Avant, Base	Actual OE, EXTERNAL HIGH-PRESSURE PUMP	HPP0009
A6 Quattro	HVAC Blower Control Module	3.0L, 4.2L	Avant, Base	SPECIAL ORDER ONLY	HVC2539HU-D
A6 Quattro	Ignition Coil	3.0L, 4.2L	Avant, Base		IGC3831
A8 Quattro	ABS Wheel Speed Sensor	4.2L, 6.0L	Base, L, Plus	Front	ABS1439-HU
A8 Quattro	ABS Wheel Speed Sensor	4.2L, 6.0L	Base, L, Plus	Rear	ABS1439-HU
A8 Quattro	ABS Wheel Speed Sensor	4.2L, 6.0L	Base, L, Plus	Front	ABS1443-HU
A8 Quattro	ABS Wheel Speed Sensor	4.2L, 6.0L	Base, L, Plus	Rear	ABS1443-HU
A8 Quattro	Engine Camshaft Position Sensor	6.0L	L		CPS7385HU-D
A8 Quattro	Engine Camshaft Position Sensor	4.2L	Base, L, Plus		CPS7386-HU
A8 Quattro	Fuel Injector	4.2L	Base, L	BVJ, Actual OE	FIJ0038
A8 Quattro	Direct Injection High Pressure Fuel Pump	4.2L	Base, L	From 03/11/2008, Left, BVJ, Actual OE, EXTERNAL HIGH-PRESSURE PUMP	HPP0005
A8 Quattro	Direct Injection High Pressure Fuel Pump	4.2L	Base, L	From 03/11/2008, Right, BVJ, Actual OE, EXTERNAL HIGH-PRESSURE PUMP	HPP0006
A8 Quattro	Direct Injection High Pressure Fuel Pump	4.2L	Base, L	To 11/03/2008, Left, BVJ, Actual OE, EXTERNAL HIGH-PRESSURE PUMP	HPP0021
A8 Quattro	Direct Injection High Pressure Fuel Pump	4.2L	Base, L	To 11/03/2008, Right, BVJ, Actual OE, EXTERNAL HIGH-PRESSURE PUMP	HPP0022
A8 Quattro	Ignition Coil	4.2L	Base, L, Plus		IGC3831

Vehicle	Part Type	Engine Size	Trim	Note(s)	Part Number
<b>2009 Audi (cont'd)</b>					
A8 Quattro	Alternator	6.0L	L	Actual OE; Water Cooled Alternator, Water Cooler Alternator	LR1190-901C-D
A8 Quattro	Alternator	4.2L	Base, L, Plus	Actual OE; Water Cooled Alternator, Water Cooler Alternator	LR1190-926-D
Q5	ABS Wheel Speed Sensor	3.2L	Base, Premium, Premium Plus, Prestige	Front	ABS1439-HU
Q5	ABS Wheel Speed Sensor	3.2L	Base, Premium, Premium Plus, Prestige	Rear	ABS1439-HU
Q5	ABS Wheel Speed Sensor	3.2L	Base, Premium, Premium Plus, Prestige	Front	ABS1443-HU
Q5	ABS Wheel Speed Sensor	3.2L	Base, Premium, Premium Plus, Prestige	Rear	ABS1443-HU
Q5	Voltage Regulator	3.2L	Base, Premium, Premium Plus, Prestige	140A BOSCH	ALR0400-HU
Q5	Engine Camshaft Position Sensor	3.2L	Base, Premium, Premium Plus, Prestige		CPS7386-HU
Q5	Fuel Injector	3.2L	Base, Premium, Premium Plus, Prestige	CALB, Actual OE	FIJ0035
Q5	Fuel Pump Driver Module	3.2L	Base, Premium, Premium Plus, Prestige	Standard equipment	FPC2908-HU
Q5	Fuel Pump Driver Module	3.2L	Base, Premium, Premium Plus, Prestige	Executive US equipment	FPC2924-HU
Q5	Fuel Pump	3.2L	Base, Premium, Premium Plus, Prestige		FUP3058
Q5	Direct Injection High Pressure Fuel Pump	3.2L	Base, Premium, Premium Plus, Prestige	CALB, Actual OE, EXTERNAL HIGH-PRESSURE PUMP	HPP0011
Q5	HVAC Blower Control Module	3.2L	Base, Premium, Premium Plus, Prestige	SPECIAL ORDER ONLY	HVC2537HU-D
Q5	Ignition Coil	3.2L	Base, Premium, Premium Plus, Prestige		IGC3831
Q7	ABS Wheel Speed Sensor	3.0L, 3.6L, 4.2L	Base, Elite, Luxury, Premium, TDI	Front Left, SPECIAL ORDER ONLY	ABS1446HU-D
Q7	ABS Wheel Speed Sensor	3.0L, 3.6L, 4.2L	Base, Elite, Luxury, Premium, TDI	Rear Left, SPECIAL ORDER ONLY	ABS1446HU-D
Q7	ABS Wheel Speed Sensor	3.0L, 3.6L, 4.2L	Base, Elite, Luxury, Premium, TDI	Front Right, SPECIAL ORDER ONLY	ABS1448HU-D
Q7	ABS Wheel Speed Sensor	3.0L, 3.6L, 4.2L	Base, Elite, Luxury, Premium, TDI	Rear Right, SPECIAL ORDER ONLY	ABS1448HU-D
Q7	Engine Camshaft Position Sensor	3.6L	Base, Premium		CPS7385HU-D

Vehicle	Part Type	Engine Size	Trim	Note(s)	Part Number
<b>2009 Audi (cont'd)</b>					
Q7	Engine Camshaft Position Sensor	3.0L, 4.2L	Elite, Luxury, Premium, TDI		CPS7386-HU
Q7	Fuel Injector	4.2L	Premium	BAR, Actual OE	FIJ0038
Q7	Diesel Glow Plug Relay	3.0L	TDI	DIESEL, CATA, Sport Utility, SPECIAL ORDER ONLY	GLP2166-D
Q7	Direct Injection High Pressure Fuel Pump	4.2L	Premium	From Chassis # 4L-9-029 261, Left, Actual OE, EXTERNAL HIGH-PRESSURE PUMP	HPP0005
Q7	Direct Injection High Pressure Fuel Pump	4.2L	Elite, Luxury	Left, MEX, Actual OE, EXTERNAL HIGH-PRESSURE PUMP	HPP0005
Q7	Direct Injection High Pressure Fuel Pump	4.2L	Premium	From Chassis # 4L-9-029 261, Right, Actual OE, EXTERNAL HIGH-PRESSURE PUMP	HPP0006
Q7	Direct Injection High Pressure Fuel Pump	4.2L	Elite, Luxury	Right, MEX, Actual OE, EXTERNAL HIGH-PRESSURE PUMP	HPP0006
Q7	Direct Injection High Pressure Fuel Pump	3.6L	Base, Premium	To Chassis # 4L-7-150 000, BHK, Actual OE, EXTERNAL HIGH-PRESSURE PUMP	HPP0013
Q7	Direct Injection High Pressure Fuel Pump	3.6L	Base, Premium	From Chassis # 4L-9-000 001, BHK, Actual OE, EXTERNAL HIGH-PRESSURE PUMP	HPP0014
Q7	Direct Injection High Pressure Fuel Pump	4.2L	Premium	To Chassis # 4L-9-029 260, Left, Actual OE, EXTERNAL HIGH-PRESSURE PUMP	HPP0021
Q7	Direct Injection High Pressure Fuel Pump	4.2L	Premium	To Chassis # 4L-9-029 260, Right, Actual OE, EXTERNAL HIGH-PRESSURE PUMP	HPP0022
Q7	HVAC Blower Control Module	3.0L, 3.6L, 4.2L	Base, Elite, Luxury, Premium, TDI		HVC2536-HU
Q7	Ignition Coil	4.2L	Elite, Luxury, Premium		IGC3831

Vehicle	Part Type	Engine Size	Trim	Note(s)	Part Number
<b>2009 Audi (cont'd)</b>					
Q7	Mass Air Flow Sensor	3.0L	TDI Elite, TDI Luxury	Actual OE	MAF0030
Q7	Mass Air Flow Sensor	3.0L	TDI	From 11/24/2008, Actual OE	MAF0030
Q7	Mass Air Flow Sensor	3.0L	TDI	To 11/24/2008, Actual OE	MAF0132
Q7	Mass Air Flow Sensor	4.2L	Premium	BAR	MAF8952HU-D
R8	ABS Wheel Speed Sensor	4.2L, 5.2L	Base	Front	ABS1439-HU
R8	ABS Wheel Speed Sensor	4.2L, 5.2L	Base	Rear	ABS1439-HU
R8	ABS Wheel Speed Sensor	4.2L, 5.2L	Base	Front	ABS1443-HU
R8	ABS Wheel Speed Sensor	4.2L, 5.2L	Base	Rear	ABS1443-HU
R8	Engine Camshaft Position Sensor	4.2L, 5.2L	Base		CPS7386-HU
R8	Fuel Injector	4.2L	Base	BYH, Actual OE	FIJ0008
R8	Fuel Injector	5.2L	Base	BUJ, Actual OE	FIJ0038
R8	Direct Injection High Pressure Fuel Pump	4.2L	Base	Left, Actual OE, EXTERNAL HIGH-PRESSURE PUMP	HPP0005
R8	Direct Injection High Pressure Fuel Pump	4.2L	Base	Right, Actual OE, EXTERNAL HIGH-PRESSURE PUMP	HPP0006
R8	HVAC Blower Control Module	4.2L, 5.2L	Base	SPECIAL ORDER ONLY	HVC2539HU-D
R8	Ignition Coil	4.2L	Base		IGC3831
R8	Alternator	4.2L	Base	Actual OE; Water Cooled Alternator, Water Cooler Alternator	LR1190-932B-D
R8	Alternator	5.2L	Base	Actual OE; Water Cooled Alternator, Water Cooler Alternator	LR1190-934B-D
R8	Mass Air Flow Sensor	5.2L	Base	Actual OE	MAF0057
S4	ABS Wheel Speed Sensor	4.2L	Cabriolet	Rear, SPECIAL ORDER ONLY	ABS1407HU-D
S4	ABS Wheel Speed Sensor	4.2L	Cabriolet	Front	ABS1439-HU
S4	ABS Wheel Speed Sensor	4.2L	Cabriolet	Front	ABS1443-HU
S4	Voltage Regulator	4.2L	Cabriolet	140A BOSCH	ALR0400-HU
S4	Voltage Regulator	4.2L	Cabriolet		ALR0573
S4	Ignition Coil	4.2L	Cabriolet		IGC3845



Vehicle	Part Type	Engine Size	Trim	Note(s)	Part Number
<b>2009 Audi (cont'd)</b>					
S5	ABS Wheel Speed Sensor	4.2L	Base	Front	ABS1439-HU
S5	ABS Wheel Speed Sensor	4.2L	Base	Rear	ABS1439-HU
S5	ABS Wheel Speed Sensor	4.2L	Base	Front	ABS1443-HU
S5	ABS Wheel Speed Sensor	4.2L	Base	Rear	ABS1443-HU
S5	Engine Camshaft Position Sensor	4.2L	Base		CPS7386-HU
S5	Fuel Injector	4.2L	Base	CAUA, Coupe, Actual OE	FIJ0038
S5	Fuel Pump Driver Module	4.2L	Base		FPC2924-HU
S5	Direct Injection High Pressure Fuel Pump	4.2L	Base	From 03/11/2008, Left, Actual OE, EXTERNAL HIGH-PRESSURE PUMP	HPP0005
S5	Direct Injection High Pressure Fuel Pump	4.2L	Base	Right, Actual OE, EXTERNAL HIGH-PRESSURE PUMP	HPP0006
S5	Direct Injection High Pressure Fuel Pump	4.2L	Base	To 03/11/2008, Left, Actual OE, EXTERNAL HIGH-PRESSURE PUMP	HPP0021
S5	HVAC Blower Control Module	4.2L	Base	SPECIAL ORDER ONLY	HVC2537HU-D
S5	Ignition Coil	4.2L	Base		IGC3831
S6	ABS Wheel Speed Sensor	5.2L	Base	Front	ABS1439-HU
S6	ABS Wheel Speed Sensor	5.2L	Base	Rear	ABS1439-HU
S6	ABS Wheel Speed Sensor	5.2L	Base	Front	ABS1443-HU
S6	ABS Wheel Speed Sensor	5.2L	Base	Rear	ABS1443-HU
S6	Engine Camshaft Position Sensor	5.2L	Base		CPS7386-HU
S6	Fuel Injector	5.2L	Base	Actual OE	FIJ0033
S6	Fuel Pump Control Module	5.2L	Base	BLB Component parts set, complying w/ vehicle type for South Korea, various parts [B2H]; Executive US equipment [A8U]	FPC2925-HU

Vehicle	Part Type	Engine Size	Trim	Note(s)	Part Number
<b>2009 Audi (cont'd)</b>					
S6	Direct Injection High Pressure Fuel Pump	5.2L	Base	BXA, Actual OE	HPP0029
S6	HVAC Blower Control Module	5.2L	Base	SPECIAL ORDER ONLY	HVC2539HU-D
S6	Ignition Coil	5.2L	Base		IGC3831
S8	ABS Wheel Speed Sensor	5.2L	Base	Front	ABS1439-HU
S8	ABS Wheel Speed Sensor	5.2L	Base	Rear	ABS1439-HU
S8	ABS Wheel Speed Sensor	5.2L	Base	Front	ABS1443-HU
S8	ABS Wheel Speed Sensor	5.2L	Base	Rear	ABS1443-HU
S8	Engine Camshaft Position Sensor	5.2L	Base		CPS7386-HU
S8	Fuel Injector	5.2L	Base	Actual OE	FIJ0033
S8	Direct Injection High Pressure Fuel Pump	5.2L	Base	BSM, Actual OE	HPP0029
S8	Ignition Coil	5.2L	Base		IGC3831
TT	ABS Wheel Speed Sensor	2.0L	Base	Front Left	ABS1413
TT	ABS Wheel Speed Sensor	2.0L	Base	Front Right	ABS1414
TT	ABS Wheel Speed Sensor	2.0L	Base	Rear Left, 4-Wheel ABS	ABS1415-HU
TT	ABS Wheel Speed Sensor	2.0L	Base	Rear Right, 4-Wheel ABS	ABS1416-HU
TT	Voltage Regulator	2.0L	Base		ALR0573
TT	Engine Camshaft Position Sensor	2.0L	Base	CCTA	CPS7386-HU
TT	Engine Camshaft Position Sensor	2.0L	Base	BPY	CPS7389-HU
TT	Engine Crankshaft Position Sensor	2.0L	Base	BPY	CPS8161HU-D
TT	Fuel Pump Driver Module	2.0L	Base		FPC2921-HU
TT	Fuel Pump	2.0L	Base	GAS, BPY	FUP3058
TT	Fuel Pump	2.0L	Base	GAS, CCTA	FUP3058
TT	Fuel Pump Module Assembly	2.0L	Base		FUP3390-HU
TT	Direct Injection High Pressure Fuel Pump	2.0L	Base	BPY, Actual OE, EXTERNAL HIGH-PRESSURE PUMP	HPP0004
TT	HVAC Blower Control Module	2.0L	Base		HVC2536-HU

Vehicle	Part Type	Engine Size	Trim	Note(s)	Part Number
<b>2009 Audi (cont'd)</b>					
TT	Mass Air Flow Sensor	2.0L	Base	CCTA, Actual OE	MAF0051
TT	Mass Air Flow Sensor	2.0L	Base	BPY, Actual OE	MAF0052
TT Quattro	ABS Wheel Speed Sensor	2.0L, 3.2L	Base	Front Left	ABS1413
TT Quattro	ABS Wheel Speed Sensor	2.0L, 3.2L	Base	Rear Left	ABS1413
TT Quattro	ABS Wheel Speed Sensor	2.0L, 3.2L	Base	Front Right	ABS1414
TT Quattro	ABS Wheel Speed Sensor	2.0L, 3.2L	Base	Rear Right	ABS1414
TT Quattro	Voltage Regulator	2.0L	Base	CCTA	ALR0573
TT Quattro	Engine Camshaft Position Sensor	3.2L	Base		CPS7385HU-D
TT Quattro	Fuel Pump Driver Module	2.0L	Base	CCTA	FPC2921-HU
TT Quattro	Fuel Pump	2.0L	Base		FUP3058
TT Quattro	Direct Injection High Pressure Fuel Pump	2.0L	Base	Actual OE, EXTERNAL HIGH-PRESSURE PUMP	HPP0004
TT Quattro	HVAC Blower Control Module	2.0L, 3.2L	Base		HVC2536-HU
TT Quattro	Ignition Coil	3.2L	Base		IGC3847-D
TT Quattro	Mass Air Flow Sensor	2.0L	Base	CCTA, Actual OE	MAF0051
TT Quattro	Mass Air Flow Sensor	3.2L	Base	CBRA	MAF8934
TTS Quattro	Voltage Regulator	2.0L	Base	CDMA	ALR0573
TTS Quattro	Fuel Pump Driver Module	2.0L	Base	CDMA	FPC2921-HU
TTS Quattro	Direct Injection High Pressure Fuel Pump	2.0L	Base	Actual OE, EXTERNAL HIGH-PRESSURE PUMP	HPP0004
TTS Quattro	Mass Air Flow Sensor	2.0L	Base	Actual OE	MAF0051
<b>2010 Audi</b>					
A3	ABS Wheel Speed Sensor	2.0L	Attraction, Attraction Plus, Base, Cabrio, S Line, TDI	Front Left	ABS1413
A3	ABS Wheel Speed Sensor	2.0L	Attraction, Attraction Plus, Base, Cabrio, S Line, TDI	Front Right	ABS1414
A3	ABS Wheel Speed Sensor	2.0L	Attraction, Attraction Plus, Base, Cabrio, S Line, TDI	Rear Left, 4-Wheel ABS	ABS1415-HU
A3	ABS Wheel Speed Sensor	2.0L	Attraction, Attraction Plus, Base, Cabrio, S Line, TDI	Rear Right, 4-Wheel ABS	ABS1416-HU
A3	Voltage Regulator	2.0L	Attraction, Attraction Plus, Base, Cabrio, S Line, TDI		ALR0573

Vehicle	Part Type	Engine Size	Trim	Note(s)	Part Number
<b>2010 Audi (cont'd)</b>					
A3	Engine Camshaft Position Sensor	2.0L	Attraction, Attraction Plus, Base, Cabrio, S Line, TDI		CPS7386-HU
A3	Engine Crankshaft Position Sensor	2.0L	Attraction, Attraction Plus, Base, Cabrio, S Line, TDI		CPS8080HU-D
A3	Fuel Pump Driver Module	2.0L	Attraction, Attraction Plus, Base, Cabrio, S Line		FPC2900-HU
A3	Fuel Pump	2.0L	TDI	DIESEL, CBEA	FUP3058
A3	Fuel Pump	1.4L	Ambiente	GAS	FUP3058
A3	Fuel Pump	2.0L	Base	GAS, CBFA	FUP3058
A3	Fuel Pump	2.0L	Base	GAS, CCTA	FUP3058
A3	Fuel Pump Module Assembly	2.0L	Attraction, Attraction Plus, Base, Cabrio, S Line	Fuel sys. for carburetor gasoline eng. w/ injector system w/o fuel return, GAS	FUP3377-HU
A3	Fuel Pump Module Assembly	2.0L	TDI	DIESEL, SPECIAL ORDER ONLY	FUP3386-D
A3	Fuel Pump Module Assembly	2.0L	Attraction, Attraction Plus, Base, Cabrio, S Line	Fuel system for fuel-injected engine, GAS	FUP3390-HU
A3	Direct Injection High Pressure Fuel Pump	2.0L	Attraction, Attraction Plus, Cabrio, S Line	MEX, Actual OE, EXTERNAL HIGH-PRESSURE PUMP	HPP0004
A3	HVAC Blower Control Module	2.0L	Attraction, Attraction Plus, Base, Cabrio, S Line, TDI		HVC2536-HU
A3	Mass Air Flow Sensor	2.0L	Attraction, Attraction Plus, Cabrio, S Line	Actual OE	MAF0051
A3	Mass Air Flow Sensor	2.0L	TDI	CBEA, Actual OE	MAF0051
A3	Mass Air Flow Sensor	2.0L	Base	CBFA, Actual OE	MAF0051
A3	Mass Air Flow Sensor	2.0L	Base	CCTA, Actual OE	MAF0051
A3 Quattro	ABS Wheel Speed Sensor	2.0L	Base	Front Left	ABS1413
A3 Quattro	ABS Wheel Speed Sensor	2.0L	Base	Rear Left	ABS1413
A3 Quattro	ABS Wheel Speed Sensor	2.0L	Base	Front Right	ABS1414
A3 Quattro	ABS Wheel Speed Sensor	2.0L	Base	Rear Right	ABS1414
A3 Quattro	Voltage Regulator	2.0L	Base		ALR0573
A3 Quattro	Engine Camshaft Position Sensor	2.0L	Base		CPS7386-HU
A3 Quattro	Fuel Pump Driver Module	2.0L	Base		FPC2900-HU
A3 Quattro	Fuel Pump	2.0L	Base		FUP3058

Vehicle	Part Type	Engine Size	Trim	Note(s)	Part Number
<b>2010 Audi (cont'd)</b>					
A3 Quattro	HVAC Blower Control Module	2.0L	Base		HVC2536-HU
A3 Quattro	Mass Air Flow Sensor	2.0L	Base	Actual OE	MAF0051
A4	ABS Wheel Speed Sensor	2.0L	Base, Luxury, Sport, Trendy, Trendy Plus	Front	ABS1439-HU
A4	ABS Wheel Speed Sensor	2.0L	Base, Luxury, Sport, Trendy, Trendy Plus	Rear	ABS1439-HU
A4	ABS Wheel Speed Sensor	2.0L	Base, Luxury, Sport, Trendy, Trendy Plus	Front	ABS1443-HU
A4	ABS Wheel Speed Sensor	2.0L	Base, Luxury, Sport, Trendy, Trendy Plus	Rear	ABS1443-HU
A4	Voltage Regulator	2.0L	Base, Luxury, Sport, Trendy, Trendy Plus	140A BOSCH	ALR0400-HU
A4	Engine Camshaft Position Sensor	2.0L	Base, Luxury, Sport, Trendy, Trendy Plus		CPS7386-HU
A4	Fuel Pump Driver Module	2.0L	Base, Luxury, Sport, Trendy, Trendy Plus		FPC2924-HU
A4	Fuel Pump	2.0L	Base		FUP3058
A4	Direct Injection High Pressure Fuel Pump	2.0L	Base	Case 1, CAEB, Actual OE, EXTERNAL HIGH-PRESSURE PUMP	HPP0010
A4	HVAC Blower Control Module	2.0L	Base, Luxury, Sport, Trendy, Trendy Plus	SPECIAL ORDER ONLY	HVC2537HU-D
A4	Mass Air Flow Sensor	2.0L	Luxury	GAS, Sedan, Actual OE	MAF0116
A4	Mass Air Flow Sensor	2.0L	Base, Sport, Trendy, Trendy Plus	Sedan, Actual OE	MAF0116
A4 Quattro	ABS Wheel Speed Sensor	2.0L	Avant, Base, Luxury, Sport	Front	ABS1439-HU
A4 Quattro	ABS Wheel Speed Sensor	2.0L	Avant, Base, Luxury, Sport	Rear	ABS1439-HU
A4 Quattro	ABS Wheel Speed Sensor	2.0L	Avant, Base, Luxury, Sport	Front	ABS1443-HU
A4 Quattro	ABS Wheel Speed Sensor	2.0L	Avant, Base, Luxury, Sport	Rear	ABS1443-HU
A4 Quattro	Voltage Regulator	2.0L	Avant, Base, Luxury, Sport	140A BOSCH	ALR0400-HU
A4 Quattro	Engine Camshaft Position Sensor	2.0L	Avant, Base, Luxury, Sport		CPS7386-HU
A4 Quattro	Fuel Injector	3.2L	Elite	CALA, Actual OE	FIJ0035
A4 Quattro	Fuel Pump Driver Module	2.0L	Avant, Base, Luxury, Sport		FPC2924-HU
A4 Quattro	Fuel Pump	2.0L	Avant, Base		FUP3058
A4 Quattro	Direct Injection High Pressure Fuel Pump	2.0L	Avant, Base	CAEB, Actual OE, EXTERNAL HIGH-PRESSURE PUMP	HPP0010

Vehicle	Part Type	Engine Size	Trim	Note(s)	Part Number
<b>2010 Audi (cont'd)</b>					
A4 Quattro	Direct Injection High Pressure Fuel Pump	3.2L	Elite	CALA, Actual OE, EXTERNAL HIGH-PRESSURE PUMP	HPP0011
A4 Quattro	HVAC Blower Control Module	2.0L	Avant, Base, Luxury, Sport	SPECIAL ORDER ONLY	HVC2537HU-D
A4 Quattro	Mass Air Flow Sensor	2.0L	Avant, Base	Actual OE	MAF0116
A4 Quattro	Mass Air Flow Sensor	2.0L	Luxury, Sport	GAS, Actual OE	MAF0116
A5	ABS Wheel Speed Sensor	2.0L	Cabriolet	Front	ABS1439-HU
A5	ABS Wheel Speed Sensor	2.0L	Cabriolet	Rear	ABS1439-HU
A5	ABS Wheel Speed Sensor	2.0L	Cabriolet	Front	ABS1443-HU
A5	ABS Wheel Speed Sensor	2.0L	Cabriolet	Rear	ABS1443-HU
A5	Voltage Regulator	2.0L	Cabriolet	140A BOSCH	ALR0400-HU
A5	Engine Camshaft Position Sensor	2.0L	Cabriolet		CPS7386-HU
A5	Fuel Pump Driver Module	2.0L	Cabriolet	Standard equipment	FPC2908-HU
A5	Fuel Pump	2.0L, 3.2L	Base, Cabriolet		FUP3058
A5	Direct Injection High Pressure Fuel Pump	3.2L	Base	MEX, Actual OE, EXTERNAL HIGH-PRESSURE PUMP	HPP0003
A5	Direct Injection High Pressure Fuel Pump	2.0L	Cabriolet	Case 2, CAEB, Actual OE, EXTERNAL HIGH-PRESSURE PUMP	HPP0010
A5	HVAC Blower Control Module	2.0L	Cabriolet	SPECIAL ORDER ONLY	HVC2537HU-D
A5	Mass Air Flow Sensor	2.0L	Cabriolet	Actual OE	MAF0116
A5 Quattro	ABS Wheel Speed Sensor	2.0L	Cabriolet	Front, Convertible	ABS1439-HU
A5 Quattro	ABS Wheel Speed Sensor	2.0L, 3.2L	Base	Front, Coupe	ABS1439-HU
A5 Quattro	ABS Wheel Speed Sensor	2.0L	Cabriolet	Rear, Convertible	ABS1439-HU
A5 Quattro	ABS Wheel Speed Sensor	2.0L, 3.2L	Base	Rear, Coupe	ABS1439-HU
A5 Quattro	ABS Wheel Speed Sensor	2.0L	Cabriolet	Front, Convertible	ABS1443-HU
A5 Quattro	ABS Wheel Speed Sensor	2.0L, 3.2L	Base	Front, Coupe	ABS1443-HU

Vehicle	Part Type	Engine Size	Trim	Note(s)	Part Number
<b>2010 Audi (cont'd)</b>					
A5 Quattro	ABS Wheel Speed Sensor	2.0L	Cabriolet	Rear, Convertible	ABS1443-HU
A5 Quattro	ABS Wheel Speed Sensor	2.0L, 3.2L	Base	Rear, Coupe	ABS1443-HU
A5 Quattro	Voltage Regulator	2.0L, 3.2L	Base, Cabriolet	140A BOSCH	ALR0400-HU
A5 Quattro	Engine Camshaft Position Sensor	2.0L, 3.2L	Base, Cabriolet		CPS7386-HU
A5 Quattro	Fuel Injector	3.2L	Base	CALA, Actual OE	FIJ0035
A5 Quattro	Fuel Pump Driver Module	2.0L	Cabriolet	Standard equipment, Convertible	FPC2908-HU
A5 Quattro	Fuel Pump Driver Module	2.0L, 3.2L	Base	Coupe	FPC2924-HU
A5 Quattro	Fuel Pump Driver Module	2.0L	Cabriolet	Executive US equipment, Convertible	FPC2924-HU
A5 Quattro	Fuel Pump	2.0L	Base, Cabriolet		FUP3058
A5 Quattro	Direct Injection High Pressure Fuel Pump	2.0L	Base	Case 1, CAEB, Coupe, Actual OE, EXTERNAL HIGH-PRESSURE PUMP	HPP0010
A5 Quattro	Direct Injection High Pressure Fuel Pump	2.0L	Cabriolet	Case 2, CAEB, Convertible, Actual OE, EXTERNAL HIGH-PRESSURE PUMP	HPP0010
A5 Quattro	Direct Injection High Pressure Fuel Pump	3.2L	Base	CALA, Actual OE, EXTERNAL HIGH-PRESSURE PUMP	HPP0011
A5 Quattro	HVAC Blower Control Module	2.0L, 3.2L	Base, Cabriolet	SPECIAL ORDER ONLY	HVC2537HU-D
A5 Quattro	Ignition Coil	3.2L	Base		IGC3831
A5 Quattro	Mass Air Flow Sensor	2.0L	Base, Cabriolet	Actual OE	MAF0116
A6	ABS Wheel Speed Sensor	3.2L	Base, Sport	Front	ABS1439-HU
A6	ABS Wheel Speed Sensor	3.2L	Base, Sport	Rear	ABS1439-HU
A6	ABS Wheel Speed Sensor	3.2L	Base, Sport	Front	ABS1443-HU
A6	ABS Wheel Speed Sensor	3.2L	Base, Sport	Rear	ABS1443-HU
A6	Engine Camshaft Position Sensor	3.2L	Base, Sport		CPS7386-HU
A6	Engine Crankshaft Position Sensor	3.2L	Base, Sport		CPS8135HU-D
A6	Fuel Injector	3.2L	Base	CALA, Actual OE	FIJ0035

Vehicle	Part Type	Engine Size	Trim	Note(s)	Part Number
<b>2010 Audi (cont'd)</b>					
A6	Fuel Pump Driver Module	3.2L	Sport	Standard equipment	FPC2906-HU
A6	Fuel Pump Control Module	3.2L	Sport	BLB Component parts set, complying w/ vehicle type for South Korea, various parts [B2H]; Executive US equipment [A8U]	FPC2925-HU
A6	Fuel Pump	3.2L	Base, Sport		FUP3058
A6	Direct Injection High Pressure Fuel Pump	2.8L	Luxury	Actual OE, EXTERNAL HIGH-PRESSURE PUMP	HPP0011
A6	Direct Injection High Pressure Fuel Pump	3.2L	Base	CALA, Actual OE, EXTERNAL HIGH-PRESSURE PUMP	HPP0011
A6	HVAC Blower Control Module	3.2L	Base, Sport	SPECIAL ORDER ONLY	HVC2539HU-D
A6	Ignition Coil	3.2L	Base, Sport		IGC3831
A6 Quattro	ABS Wheel Speed Sensor	3.0L, 4.2L	Avant, Base, Elite	Front	ABS1439-HU
A6 Quattro	ABS Wheel Speed Sensor	3.0L, 4.2L	Avant, Base, Elite	Rear	ABS1439-HU
A6 Quattro	ABS Wheel Speed Sensor	3.0L, 4.2L	Avant, Base, Elite	Front	ABS1443-HU
A6 Quattro	ABS Wheel Speed Sensor	3.0L, 4.2L	Avant, Base, Elite	Rear	ABS1443-HU
A6 Quattro	Engine Camshaft Position Sensor	3.0L, 4.2L	Avant, Base, Elite		CPS7386-HU
A6 Quattro	Engine Crankshaft Position Sensor	3.0L	Avant, Base		CPS8135HU-D
A6 Quattro	Fuel Injector	4.2L	Base	BVJ, Actual OE	FIJ0038
A6 Quattro	Fuel Pump Control Module	3.0L, 4.2L	Avant, Base, Elite	PR-B2H; BLB Component parts set, complying w/ vehicle type for South Korea, various parts [B2H]	FPC2925-HU
A6 Quattro	Fuel Pump	3.0L	Avant, Base, Elite, Luxury		FUP3058
A6 Quattro	Direct Injection High Pressure Fuel Pump	4.2L	Base	Left, Actual OE, EXTERNAL HIGH-PRESSURE PUMP	HPP0005
A6 Quattro	Direct Injection High Pressure Fuel Pump	4.2L	Base	Right, Actual OE, EXTERNAL HIGH-PRESSURE PUMP	HPP0006



Vehicle	Part Type	Engine Size	Trim	Note(s)	Part Number
<b>2010 Audi (cont'd)</b>					
A6 Quattro	Direct Injection High Pressure Fuel Pump	3.0L	Avant, Base	Actual OE, EXTERNAL HIGH-PRESSURE PUMP	HPP0009
A6 Quattro	HVAC Blower Control Module	3.0L, 4.2L	Avant, Base, Elite	SPECIAL ORDER ONLY	HVC2539HU-D
A6 Quattro	Ignition Coil	3.0L, 4.2L	Avant, Base, Elite		IGC3831
A8 Quattro	ABS Wheel Speed Sensor	4.2L	Base, L	From vin 4E-A-000 001, To vin 4E-A-020 000, Rear	ABS1439-HU
A8 Quattro	ABS Wheel Speed Sensor	4.2L	Base, L	Front	ABS1439-HU
A8 Quattro	ABS Wheel Speed Sensor	4.2L	Base, L	From vin 4E-A-000 001, To vin 4E-A-020 000, Rear	ABS1443-HU
A8 Quattro	ABS Wheel Speed Sensor	4.2L	Base, L	Front	ABS1443-HU
A8 Quattro	Engine Camshaft Position Sensor	4.2L	Base, L	From VIN # 4E-A-000 001, To VIN # 4E-A-020 000	CPS7386-HU
A8 Quattro	Fuel Injector	4.2L	Base, L	BVJ, Actual OE	FIJ0038
A8 Quattro	Direct Injection High Pressure Fuel Pump	4.2L	Base, L	Left, Actual OE, EXTERNAL HIGH-PRESSURE PUMP	HPP0005
A8 Quattro	Direct Injection High Pressure Fuel Pump	4.2L	Base, L	Right, Actual OE, EXTERNAL HIGH-PRESSURE PUMP	HPP0006
A8 Quattro	HVAC Blower Control Module	4.2L	Base, L	SPECIAL ORDER ONLY	HVC2537HU-D
A8 Quattro	Ignition Coil	4.2L	Base, L		IGC3831
A8 Quattro	Alternator	4.2L	Base, L	From VIN # 4E-A-000 001, To VIN # 4E-A-020 000, Actual OE; Water Cooled Alternator, Water Cooler Alternator	LR1190-926-D
Q5	ABS Wheel Speed Sensor	3.2L	Base, Elite, Luxury, Premium, Premium Plus, Prestige, Trendy	Front	ABS1439-HU
Q5	ABS Wheel Speed Sensor	3.2L	Base, Elite, Luxury, Premium, Premium Plus, Prestige, Trendy	Rear	ABS1439-HU
Q5	ABS Wheel Speed Sensor	3.2L	Base, Elite, Luxury, Premium, Premium Plus, Prestige, Trendy	Front	ABS1443-HU
Q5	ABS Wheel Speed Sensor	3.2L	Base, Elite, Luxury, Premium, Premium Plus, Prestige, Trendy	Rear	ABS1443-HU

Vehicle	Part Type	Engine Size	Trim	Note(s)	Part Number
<b>2010 Audi (cont'd)</b>					
Q5	Voltage Regulator	3.2L	Base, Elite, Luxury, Premium, Premium Plus, Prestige, Trendy	140A BOSCH	ALR0400-HU
Q5	Engine Camshaft Position Sensor	3.2L	Base, Elite, Luxury, Premium, Premium Plus, Prestige, Trendy		CPS7386-HU
Q5	Fuel Injector	3.2L	Base, Elite, Luxury, Premium, Premium Plus, Prestige, Trendy	CALB, Actual OE	FIJ0035
Q5	Fuel Pump Driver Module	3.2L	Base, Elite, Luxury, Premium, Premium Plus, Prestige, Trendy	Standard equipment	FPC2908-HU
Q5	Fuel Pump Driver Module	3.2L	Base, Elite, Luxury, Premium, Premium Plus, Prestige, Trendy	Executive US equipment	FPC2924-HU
Q5	Fuel Pump	3.2L	Base, Premium, Premium Plus, Prestige		FUP3058
Q5	Direct Injection High Pressure Fuel Pump	3.2L	Elite, Luxury, Trendy	MEX, Actual OE, EXTERNAL HIGH-PRESSURE PUMP	HPP0003
Q5	Direct Injection High Pressure Fuel Pump	3.2L	Base, Premium	CAN, CALB, Actual OE, EXTERNAL HIGH-PRESSURE PUMP	HPP0011
Q5	Direct Injection High Pressure Fuel Pump	3.2L	Premium, Premium Plus, Prestige	USA, CALB, Actual OE, EXTERNAL HIGH-PRESSURE PUMP	HPP0011
Q5	HVAC Blower Control Module	3.2L	Base, Elite, Luxury, Premium, Premium Plus, Prestige, Trendy	SPECIAL ORDER ONLY	HVC2537HU-D
Q5	Ignition Coil	3.2L	Base, Elite, Luxury, Premium, Premium Plus, Prestige, Trendy		IGC3831
Q5	Mass Air Flow Sensor	3.0L	Elite, Luxury	DIESEL, Actual OE	MAF0030
Q7	ABS Wheel Speed Sensor	3.0L, 3.6L, 4.2L	100 Aniversario, Base, Elite, Luxury, Premium, Prestige, S Line, TDI	From 31/05/2010, Front	ABS1444-HU
Q7	ABS Wheel Speed Sensor	3.0L, 3.6L, 4.2L	100 Aniversario, Base, Elite, Luxury, Premium, Prestige, S Line, TDI	Rear Left, SPECIAL ORDER ONLY	ABS1446HU-D
Q7	ABS Wheel Speed Sensor	3.0L, 3.6L, 4.2L	100 Aniversario, Base, Elite, Luxury, Premium, Prestige, S Line, TDI	To 31/05/2010, Front Left, SPECIAL ORDER ONLY	ABS1446HU-D
Q7	ABS Wheel Speed Sensor	3.0L, 3.6L, 4.2L	100 Aniversario, Base, Elite, Luxury, Premium, Prestige, S Line, TDI	Rear Right, SPECIAL ORDER ONLY	ABS1448HU-D

Vehicle	Part Type	Engine Size	Trim	Note(s)	Part Number
<b>2010 Audi (cont'd)</b>					
Q7	ABS Wheel Speed Sensor	3.0L, 3.6L, 4.2L	100 Aniversario, Base, Elite, Luxury, Premium, Prestige, S Line, TDI	To 31/05/2010, Front Right, SPECIAL ORDER ONLY	ABS1448HU-D
Q7	Engine Camshaft Position Sensor	3.6L	100 Aniversario, Base, Elite, Luxury, Premium		CPS7385HU-D
Q7	Engine Camshaft Position Sensor	3.0L, 4.2L	Elite, Luxury, Premium, Prestige, S Line, TDI		CPS7386-HU
Q7	Fuel Injector	4.2L	Premium, Prestige	BAR, Actual OE	FIJ0038
Q7	Diesel Glow Plug Relay	3.0L	TDI	DIESEL, CATA, Sport Utility, SPECIAL ORDER ONLY	GLP2166-D
Q7	Direct Injection High Pressure Fuel Pump	4.2L	Prestige	Left, Actual OE, EXTERNAL HIGH-PRESSURE PUMP	HPP0005
Q7	Direct Injection High Pressure Fuel Pump	4.2L	Premium	Left, CAN, BAR, Actual OE, EXTERNAL HIGH-PRESSURE PUMP	HPP0005
Q7	Direct Injection High Pressure Fuel Pump	4.2L	Elite, Luxury	Left, MEX, Actual OE, EXTERNAL HIGH-PRESSURE PUMP	HPP0005
Q7	Direct Injection High Pressure Fuel Pump	4.2L	Prestige	Right, Actual OE, EXTERNAL HIGH-PRESSURE PUMP	HPP0006
Q7	Direct Injection High Pressure Fuel Pump	4.2L	Premium	Right, CAN, BAR, Actual OE, EXTERNAL HIGH-PRESSURE PUMP	HPP0006
Q7	Direct Injection High Pressure Fuel Pump	4.2L	Elite, Luxury	Right, MEX, Actual OE, EXTERNAL HIGH-PRESSURE PUMP	HPP0006
Q7	Direct Injection High Pressure Fuel Pump	3.6L	Base, Premium	Actual OE, EXTERNAL HIGH-PRESSURE PUMP	HPP0014
Q7	HVAC Blower Control Module	3.0L, 3.6L, 4.2L	100 Aniversario, Base, Elite, Luxury, Premium, Prestige, S Line, TDI		HVC2536-HU
Q7	Ignition Coil	4.2L	Elite, Luxury, Premium, Prestige, S Line		IGC3831
Q7	Mass Air Flow Sensor	3.0L	TDI, TDI Elite, TDI Luxury	105mm, DIESEL, Actual OE	MAF0030
Q7	Mass Air Flow Sensor	4.2L	Premium, Prestige	BAR	MAF8952HU-D

Vehicle	Part Type	Engine Size	Trim	Note(s)	Part Number
<b>2010 Audi (cont'd)</b>					
Q7	Manifold Absolute Pressure Sensor	3.0L	TDI		PRS8214-HU
R8	ABS Wheel Speed Sensor	4.2L, 5.2L	Base	Front	ABS1439-HU
R8	ABS Wheel Speed Sensor	4.2L, 5.2L	Base	Rear	ABS1439-HU
R8	ABS Wheel Speed Sensor	4.2L, 5.2L	Base	Front	ABS1443-HU
R8	ABS Wheel Speed Sensor	4.2L, 5.2L	Base	Rear	ABS1443-HU
R8	Engine Camshaft Position Sensor	4.2L, 5.2L	Base		CPS7386-HU
R8	Fuel Injector	4.2L	Base	BYH, Actual OE	FIJ0008
R8	Fuel Injector	5.2L	Base	BUJ, Actual OE	FIJ0038
R8	Direct Injection High Pressure Fuel Pump	4.2L	Base	Left, Actual OE, EXTERNAL HIGH-PRESSURE PUMP	HPP0005
R8	Direct Injection High Pressure Fuel Pump	4.2L	Base	Right, Actual OE, EXTERNAL HIGH-PRESSURE PUMP	HPP0006
R8	HVAC Blower Control Module	4.2L, 5.2L	Base	SPECIAL ORDER ONLY	HVC2539HU-D
R8	Ignition Coil	4.2L, 5.2L	Base		IGC3831
R8	Alternator	4.2L	Base	Actual OE; Water Cooled Alternator, Water Cooler Alternator	LR1190-932B-D
R8	Alternator	5.2L	Base	Actual OE; Water Cooled Alternator, Water Cooler Alternator	LR1190-934B-D
R8	Mass Air Flow Sensor	5.2L	Base	Actual OE	MAF0057
RS6	Direct Injection High Pressure Fuel Pump	5.0L	Avant, Base	Actual OE, EXTERNAL HIGH-PRESSURE PUMP	HPP0009
S4	ABS Wheel Speed Sensor	3.0L	Base	Front	ABS1439-HU
S4	ABS Wheel Speed Sensor	3.0L	Base	Rear	ABS1439-HU
S4	ABS Wheel Speed Sensor	3.0L	Base	Front	ABS1443-HU
S4	ABS Wheel Speed Sensor	3.0L	Base	Rear	ABS1443-HU
S4	Voltage Regulator	3.0L	Base	140A BOSCH	ALR0400-HU
S4	Engine Camshaft Position Sensor	3.0L	Base		CPS7386-HU

Vehicle	Part Type	Engine Size	Trim	Note(s)	Part Number
<b>2010 Audi (cont'd)</b>					
S4	Fuel Pump Driver Module	3.0L	Base		FPC2924-HU
S4	Fuel Pump	3.0L	Base		FUP3058
S4	HVAC Blower Control Module	3.0L	Base	SPECIAL ORDER ONLY	HVC2537HU-D
S4	Ignition Coil	3.0L	Base		IGC3831
S5	ABS Wheel Speed Sensor	3.0L, 4.2L	Base, Cabriolet	Front	ABS1439-HU
S5	ABS Wheel Speed Sensor	3.0L, 4.2L	Base, Cabriolet	Rear	ABS1439-HU
S5	ABS Wheel Speed Sensor	3.0L, 4.2L	Base, Cabriolet	Front	ABS1443-HU
S5	ABS Wheel Speed Sensor	3.0L, 4.2L	Base, Cabriolet	Rear	ABS1443-HU
S5	Engine Camshaft Position Sensor	3.0L, 4.2L	Base, Cabriolet		CPS7386-HU
S5	Fuel Injector	4.2L	Base	CAUA, Coupe, Actual OE	FIJ0038
S5	Fuel Pump Driver Module	3.0L	Cabriolet	Standard equipment, Convertible	FPC2908-HU
S5	Fuel Pump Driver Module	4.2L	Base	Coupe	FPC2924-HU
S5	Fuel Pump Driver Module	3.0L	Cabriolet	Executive US equipment, Convertible	FPC2924-HU
S5	Fuel Pump	3.0L	Cabriolet	GAS, CAKA	FUP3058
S5	Fuel Pump	3.0L	Cabriolet	GAS, CCBA	FUP3058
S5	Direct Injection High Pressure Fuel Pump	4.2L	Base	Left, Actual OE, EXTERNAL HIGH-PRESSURE PUMP	HPP0005
S5	Direct Injection High Pressure Fuel Pump	4.2L	Base	Right, Actual OE, EXTERNAL HIGH-PRESSURE PUMP	HPP0006
S5	HVAC Blower Control Module	3.0L, 4.2L	Base, Cabriolet	SPECIAL ORDER ONLY	HVC2537HU-D
S5	Ignition Coil	3.0L, 4.2L	Base, Cabriolet		IGC3831
S6	ABS Wheel Speed Sensor	5.2L	Base	Front	ABS1439-HU
S6	ABS Wheel Speed Sensor	5.2L	Base	Rear	ABS1439-HU
S6	ABS Wheel Speed Sensor	5.2L	Base	Front	ABS1443-HU
S6	ABS Wheel Speed Sensor	5.2L	Base	Rear	ABS1443-HU
S6	Engine Camshaft Position Sensor	5.2L	Base		CPS7386-HU

Vehicle	Part Type	Engine Size	Trim	Note(s)	Part Number
<b>2010 Audi (cont'd)</b>					
S6	Fuel Injector	5.2L	Base	Actual OE	FIJ0033
S6	Fuel Pump Control Module	5.2L	Base	BLB Component parts set, complying w/ vehicle type for South Korea, various parts [B2H]; Executive US equipment [A8U]	FPC2925-HU
S6	Direct Injection High Pressure Fuel Pump	5.2L	Base	BXA, Actual OE	HPP0029
S6	HVAC Blower Control Module	5.2L	Base	SPECIAL ORDER ONLY	HVC2539HU-D
S6	Ignition Coil	5.2L	Base		IGC3831
TT	Fuel Pump	2.0L	Base		FUP3058
TT	Mass Air Flow Sensor	2.0L	Base	MEX, Actual OE	MAF0052
TT Quattro	ABS Wheel Speed Sensor	2.0L	Base	Front Left	ABS1413
TT Quattro	ABS Wheel Speed Sensor	2.0L	Base	Rear Left	ABS1413
TT Quattro	ABS Wheel Speed Sensor	2.0L	Base	Front Right	ABS1414
TT Quattro	ABS Wheel Speed Sensor	2.0L	Base	Rear Right	ABS1414
TT Quattro	Voltage Regulator	2.0L	Base	CCTA	ALR0573
TT Quattro	Fuel Pump Driver Module	2.0L	Base	CCTA	FPC2921-HU
TT Quattro	Fuel Pump	2.0L	Base		FUP3058
TT Quattro	Direct Injection High Pressure Fuel Pump	2.0L	Base	CCTA, Actual OE, EXTERNAL HIGH-PRESSURE PUMP	HPP0004
TT Quattro	HVAC Blower Control Module	2.0L	Base		HVC2536-HU
TT Quattro	Mass Air Flow Sensor	2.0L	Base	CCTA, Actual OE	MAF0051
TTS Quattro	Voltage Regulator	2.0L	Base	CDMA	ALR0573
TTS Quattro	Fuel Pump Driver Module	2.0L	Base	CDMA	FPC2921-HU
TTS Quattro	Direct Injection High Pressure Fuel Pump	2.0L	Base	CDMA, Actual OE, EXTERNAL HIGH-PRESSURE PUMP	HPP0004
TTS Quattro	Mass Air Flow Sensor	2.0L	Base	Actual OE	MAF0051

Vehicle	Part Type	Engine Size	Trim	Note(s)	Part Number
<b>2011 Audi</b>					
A1	Fuel Pump	1.4L	Cool, Ego, Envy, Sport One		FUP3058
A3	ABS Wheel Speed Sensor	2.0L	Attraction, Attraction Plus, Base, S Line, TDI	Front Left	ABS1413
A3	ABS Wheel Speed Sensor	2.0L	Attraction, Attraction Plus, Base, S Line, TDI	Front Right	ABS1414
A3	ABS Wheel Speed Sensor	2.0L	Attraction, Attraction Plus, Base, S Line, TDI	Rear Left, 4-Wheel ABS	ABS1415-HU
A3	ABS Wheel Speed Sensor	2.0L	Attraction, Attraction Plus, Base, S Line, TDI	Rear Right, 4-Wheel ABS	ABS1416-HU
A3	Voltage Regulator	2.0L	Attraction, Attraction Plus, Base, S Line, TDI		ALR0573
A3	Engine Camshaft Position Sensor	2.0L	Attraction, Attraction Plus, Base, S Line, TDI		CPS7386-HU
A3	Engine Crankshaft Position Sensor	2.0L	Attraction, Attraction Plus, Base, S Line, TDI		CPS8080HU-D
A3	Fuel Pump Driver Module	2.0L	Attraction, Attraction Plus, Base, S Line		FPC2900-HU
A3	Fuel Pump	2.0L	TDI	DIESEL, CBEA	FUP3058
A3	Fuel Pump	1.4L	Ambiente, Attraction	GAS	FUP3058
A3	Fuel Pump	2.0L	Base	GAS, CBFA	FUP3058
A3	Fuel Pump	2.0L	Base	GAS, CCTA	FUP3058
A3	Fuel Pump Module Assembly	2.0L	Attraction, Attraction Plus, Base, S Line	Fuel sys. for carburetor gasoline eng. w/ injector system w/o fuel return, GAS	FUP3377-HU
A3	Fuel Pump Module Assembly	2.0L	TDI	DIESEL, SPECIAL ORDER ONLY	FUP3386-D
A3	Fuel Pump Module Assembly	2.0L	Attraction, Attraction Plus, Base, S Line	Fuel system for fuel-injected engine, GAS	FUP3390-HU
A3	HVAC Blower Control Module	2.0L	Attraction, Attraction Plus, Base, S Line, TDI		HVC2536-HU
A3	Mass Air Flow Sensor	2.0L	Base	CBFA, Actual OE	MAF0051
A3	Mass Air Flow Sensor	2.0L	Base	CCTA, Actual OE	MAF0051
A3	Mass Air Flow Sensor	2.0L	TDI	DIESEL, Actual OE	MAF0051
A3	Mass Air Flow Sensor	2.0L	Attraction, Attraction Plus, S Line	GAS, Actual OE	MAF0051
A3 Quattro	ABS Wheel Speed Sensor	2.0L	30 Aniversario, Base, Sportback 30 Aniversario, Sportback Attraction	Front Left	ABS1413
A3 Quattro	ABS Wheel Speed Sensor	2.0L	30 Aniversario, Base, Sportback 30 Aniversario, Sportback Attraction	Rear Left	ABS1413

Vehicle	Part Type	Engine Size	Trim	Note(s)	Part Number
<b>2011 Audi (cont'd)</b>					
A3 Quattro	ABS Wheel Speed Sensor	2.0L	30 Aniversario, Base, Sportback 30 Aniversario, Sportback Attraction	Front Right	ABS1414
A3 Quattro	ABS Wheel Speed Sensor	2.0L	30 Aniversario, Base, Sportback 30 Aniversario, Sportback Attraction	Rear Right	ABS1414
A3 Quattro	Voltage Regulator	2.0L	30 Aniversario, Base, Sportback 30 Aniversario, Sportback Attraction		ALR0573
A3 Quattro	Engine Camshaft Position Sensor	2.0L	30 Aniversario, Base, Sportback 30 Aniversario, Sportback Attraction		CPS7386-HU
A3 Quattro	Fuel Pump Driver Module	2.0L	30 Aniversario, Base, Sportback 30 Aniversario, Sportback Attraction		FPC2900-HU
A3 Quattro	Fuel Pump	2.0L	Base		FUP3058
A3 Quattro	HVAC Blower Control Module	2.0L	30 Aniversario, Base, Sportback 30 Aniversario, Sportback Attraction		HVC2536-HU
A3 Quattro	Mass Air Flow Sensor	2.0L	30 Aniversario, Base, Sportback 30 Aniversario, Sportback Attraction	Actual OE	MAF0051
A4	ABS Wheel Speed Sensor	2.0L	Base, Luxury, Sport, Trendy, Trendy Plus	Front	ABS1439-HU
A4	ABS Wheel Speed Sensor	2.0L	Base, Luxury, Sport, Trendy, Trendy Plus	Rear	ABS1439-HU
A4	ABS Wheel Speed Sensor	2.0L	Base, Luxury, Sport, Trendy, Trendy Plus	Front	ABS1443-HU
A4	ABS Wheel Speed Sensor	2.0L	Base, Luxury, Sport, Trendy, Trendy Plus	Rear	ABS1443-HU
A4	Voltage Regulator	2.0L	Base, Luxury, Sport, Trendy, Trendy Plus	140A BOSCH	ALR0400-HU
A4	Engine Camshaft Position Sensor	2.0L	Base, Luxury, Sport, Trendy, Trendy Plus		CPS7386-HU
A4	Fuel Pump Driver Module	2.0L	Base, Luxury, Sport, Trendy, Trendy Plus		FPC2924-HU
A4	Fuel Pump	2.0L	Base		FUP3058
A4	Direct Injection High Pressure Fuel Pump	2.0L	Base	Case 1, CAEB, Actual OE, EXTERNAL HIGH-PRESSURE PUMP	HPP0010
A4	HVAC Blower Control Module	2.0L	Base, Luxury, Sport, Trendy, Trendy Plus	SPECIAL ORDER ONLY	HVC2537HU-D
A4	Mass Air Flow Sensor	2.0L	Luxury, Sport, Trendy, Trendy Plus	GAS, Sedan, Actual OE	MAF0116
A4	Mass Air Flow Sensor	2.0L	Base	Sedan, Actual OE	MAF0116
A4 Quattro	ABS Wheel Speed Sensor	2.0L	Avant, Base, Luxury, Sport	Front	ABS1439-HU



Vehicle	Part Type	Engine Size	Trim	Note(s)	Part Number
<b>2011 Audi (cont'd)</b>					
A4 Quattro	ABS Wheel Speed Sensor	2.0L	Avant, Base, Luxury, Sport	Rear	ABS1439-HU
A4 Quattro	ABS Wheel Speed Sensor	2.0L	Avant, Base, Luxury, Sport	Front	ABS1443-HU
A4 Quattro	ABS Wheel Speed Sensor	2.0L	Avant, Base, Luxury, Sport	Rear	ABS1443-HU
A4 Quattro	Voltage Regulator	2.0L	Avant, Base, Luxury, Sport	140A BOSCH	ALR0400-HU
A4 Quattro	Engine Camshaft Position Sensor	2.0L	Avant, Base, Luxury, Sport		CPS7386-HU
A4 Quattro	Fuel Pump Driver Module	2.0L	Avant, Base, Luxury, Sport		FPC2924-HU
A4 Quattro	Fuel Pump	2.0L, 3.2L	Avant, Base, Elite		FUP3058
A4 Quattro	Direct Injection High Pressure Fuel Pump	2.0L	Avant, Base	Case 1, CAEB, Actual OE, EXTERNAL HIGH-PRESSURE PUMP	HPP0010
A4 Quattro	HVAC Blower Control Module	2.0L	Avant, Base, Luxury, Sport	SPECIAL ORDER ONLY	HVC2537HU-D
A4 Quattro	Mass Air Flow Sensor	2.0L	Avant, Base	Actual OE	MAF0116
A4 Quattro	Mass Air Flow Sensor	2.0L	Luxury, Sport	GAS, Actual OE	MAF0116
A5	ABS Wheel Speed Sensor	2.0L	Cabriolet, Luxury	Front	ABS1439-HU
A5	ABS Wheel Speed Sensor	2.0L	Cabriolet, Luxury	Rear	ABS1439-HU
A5	ABS Wheel Speed Sensor	2.0L	Cabriolet, Luxury	Front	ABS1443-HU
A5	ABS Wheel Speed Sensor	2.0L	Cabriolet, Luxury	Rear	ABS1443-HU
A5	Voltage Regulator	2.0L	Cabriolet, Luxury	140A BOSCH	ALR0400-HU
A5	Engine Camshaft Position Sensor	2.0L	Cabriolet, Luxury		CPS7386-HU
A5	Fuel Pump Driver Module	2.0L	Cabriolet, Luxury	Standard equipment	FPC2908-HU
A5	Fuel Pump Driver Module	2.0L	Cabriolet, Luxury	Standard equipment, Executive US equipment	FPC2924-HU
A5	Fuel Pump	2.0L	Cabriolet		FUP3058
A5	Direct Injection High Pressure Fuel Pump	2.0L	Cabriolet	Case 2, CAEB, Actual OE, EXTERNAL HIGH-PRESSURE PUMP	HPP0010
A5	HVAC Blower Control Module	2.0L	Cabriolet, Luxury	SPECIAL ORDER ONLY	HVC2537HU-D
A5	Mass Air Flow Sensor	2.0L	Cabriolet, Luxury	Actual OE	MAF0116

Vehicle	Part Type	Engine Size	Trim	Note(s)	Part Number
<b>2011 Audi (cont'd)</b>					
A5 Quattro	ABS Wheel Speed Sensor	2.0L	Base, Cabriolet	Front, Convertible	ABS1439-HU
A5 Quattro	ABS Wheel Speed Sensor	2.0L	Base, Luxury, S Line	Front, Coupe	ABS1439-HU
A5 Quattro	ABS Wheel Speed Sensor	2.0L	Base, Cabriolet	Rear, Convertible	ABS1439-HU
A5 Quattro	ABS Wheel Speed Sensor	2.0L	Base, Luxury, S Line	Rear, Coupe	ABS1439-HU
A5 Quattro	ABS Wheel Speed Sensor	2.0L	Base, Cabriolet	Front, Convertible	ABS1443-HU
A5 Quattro	ABS Wheel Speed Sensor	2.0L	Base, Luxury, S Line	Front, Coupe	ABS1443-HU
A5 Quattro	ABS Wheel Speed Sensor	2.0L	Base, Cabriolet	Rear, Convertible	ABS1443-HU
A5 Quattro	ABS Wheel Speed Sensor	2.0L	Base, Luxury, S Line	Rear, Coupe	ABS1443-HU
A5 Quattro	Voltage Regulator	2.0L	Base, Cabriolet, Luxury, S Line	140A BOSCH	ALR0400-HU
A5 Quattro	Engine Camshaft Position Sensor	2.0L	Base, Cabriolet, Luxury, S Line		CPS7386-HU
A5 Quattro	Fuel Pump Driver Module	2.0L	Base, Cabriolet	Standard equipment, Convertible	FPC2908-HU
A5 Quattro	Fuel Pump Driver Module	2.0L	Base, Luxury, S Line	Coupe	FPC2924-HU
A5 Quattro	Fuel Pump Driver Module	2.0L	Base, Cabriolet	Executive US equipment, Convertible	FPC2924-HU
A5 Quattro	Fuel Pump	2.0L, 3.2L	Base, Cabriolet, Elite		FUP3058
A5 Quattro	Direct Injection High Pressure Fuel Pump	3.2L	Base, Elite	MEX, Actual OE, EXTERNAL HIGH-PRESSURE PUMP	HPP0003
A5 Quattro	Direct Injection High Pressure Fuel Pump	2.0L	Cabriolet	Case 1, CAEB, Convertible, Actual OE, EXTERNAL HIGH-PRESSURE PUMP	HPP0010
A5 Quattro	Direct Injection High Pressure Fuel Pump	2.0L	Base	Case 1, CAEB, Coupe, Actual OE, EXTERNAL HIGH-PRESSURE PUMP	HPP0010
A5 Quattro	HVAC Blower Control Module	2.0L	Base, Cabriolet, Luxury, S Line	SPECIAL ORDER ONLY	HVC2537HU-D
A5 Quattro	Mass Air Flow Sensor	2.0L	Base, Cabriolet, Luxury, S Line	Actual OE	MAF0116
A6	ABS Wheel Speed Sensor	3.2L	Base	Front	ABS1439-HU
A6	ABS Wheel Speed Sensor	3.2L	Base	Rear	ABS1439-HU

Vehicle	Part Type	Engine Size	Trim	Note(s)	Part Number
<b>2011 Audi (cont'd)</b>					
A6	ABS Wheel Speed Sensor	3.2L	Base	Front	ABS1443-HU
A6	ABS Wheel Speed Sensor	3.2L	Base	Rear	ABS1443-HU
A6	Engine Camshaft Position Sensor	3.2L	Base		CPS7386-HU
A6	Engine Crankshaft Position Sensor	3.2L	Base		CPS8135HU-D
A6	Fuel Injector	3.2L	Base	CALA, Actual OE	FIJ0035
A6	Fuel Pump Driver Module	3.2L	Base	Standard equipment	FPC2906-HU
A6	Fuel Pump Control Module	3.2L	Base	BLB Component parts set, complying w/ vehicle type for South Korea, various parts [B2H]; Executive US equipment [A8U]	FPC2925-HU
A6	Fuel Pump	3.2L	Base		FUP3058
A6	Direct Injection High Pressure Fuel Pump	2.8L	Elite, Luxury	Actual OE, EXTERNAL HIGH-PRESSURE PUMP	HPP0011
A6	Direct Injection High Pressure Fuel Pump	3.2L	Base	CALA, Actual OE, EXTERNAL HIGH-PRESSURE PUMP	HPP0011
A6	HVAC Blower Control Module	3.2L	Base	SPECIAL ORDER ONLY	HVC2539HU-D
A6	Ignition Coil	3.2L	Base		IGC3831
A6 Quattro	ABS Wheel Speed Sensor	3.0L, 4.2L	Avant, Base, Elite	Front	ABS1439-HU
A6 Quattro	ABS Wheel Speed Sensor	3.0L, 4.2L	Avant, Base, Elite	Rear	ABS1439-HU
A6 Quattro	ABS Wheel Speed Sensor	3.0L, 4.2L	Avant, Base, Elite	Front	ABS1443-HU
A6 Quattro	ABS Wheel Speed Sensor	3.0L, 4.2L	Avant, Base, Elite	Rear	ABS1443-HU
A6 Quattro	Engine Camshaft Position Sensor	3.0L, 4.2L	Avant, Base, Elite	From VIN # 4F-B-000 001	CPS7386-HU
A6 Quattro	Engine Crankshaft Position Sensor	3.0L	Avant, Base		CPS8135HU-D
A6 Quattro	Fuel Injector	4.2L	Base	BVJ, Actual OE	FIJ0038
A6 Quattro	Fuel Pump Control Module	3.0L, 4.2L	Avant, Base, Elite	PR-B2H; BLB Component parts set, complying w/ vehicle type for South Korea, various parts [B2H]	FPC2925-HU

Vehicle	Part Type	Engine Size	Trim	Note(s)	Part Number
<b>2011 Audi (cont'd)</b>					
A6 Quattro	Fuel Pump	3.0L	Avant, Base, Elite, Luxury		FUP3058
A6 Quattro	Direct Injection High Pressure Fuel Pump	4.2L	Base	Left, Actual OE, EXTERNAL HIGH-PRESSURE PUMP	HPP0005
A6 Quattro	Direct Injection High Pressure Fuel Pump	4.2L	Elite	Left, MEX, Actual OE, EXTERNAL HIGH-PRESSURE PUMP	HPP0005
A6 Quattro	Direct Injection High Pressure Fuel Pump	4.2L	Base	Right, Actual OE, EXTERNAL HIGH-PRESSURE PUMP	HPP0006
A6 Quattro	Direct Injection High Pressure Fuel Pump	4.2L	Elite	Right, MEX, Actual OE, EXTERNAL HIGH-PRESSURE PUMP	HPP0006
A6 Quattro	Direct Injection High Pressure Fuel Pump	3.0L	Avant, Base	To VIN # WAUZZZ4FZB-150000, Actual OE, EXTERNAL HIGH-PRESSURE PUMP	HPP0009
A6 Quattro	HVAC Blower Control Module	3.0L, 4.2L	Avant, Base, Elite	SPECIAL ORDER ONLY	HVC2539HU-D
A6 Quattro	Ignition Coil	3.0L, 4.2L	Avant, Base, Elite		IGC3831
A8 Quattro	ABS Wheel Speed Sensor	4.2L	Base, Elite, L, Premium	Front	ABS1439-HU
A8 Quattro	ABS Wheel Speed Sensor	4.2L	Base, Elite, L, Premium	Rear	ABS1439-HU
A8 Quattro	ABS Wheel Speed Sensor	4.2L	Base, Elite, L, Premium	Front	ABS1443-HU
A8 Quattro	ABS Wheel Speed Sensor	4.2L	Base, Elite, L, Premium	Rear	ABS1443-HU
A8 Quattro	Engine Camshaft Position Sensor	4.2L	Base, Elite, L, Premium		CPS7386-HU
A8 Quattro	Direct Injection High Pressure Fuel Pump	4.2L	Elite, Premium	Left, MEX, Actual OE, EXTERNAL HIGH-PRESSURE PUMP	HPP0005
A8 Quattro	Direct Injection High Pressure Fuel Pump	4.2L	Elite, Premium	Right, MEX, Actual OE, EXTERNAL HIGH-PRESSURE PUMP	HPP0006
A8 Quattro	Direct Injection High Pressure Fuel Pump	4.2L	Base, L	CDRA, Actual OE, EXTERNAL HIGH-PRESSURE PUMP	HPP0017
A8 Quattro	HVAC Blower Control Module	4.2L	Base, Elite, L, Premium	SPECIAL ORDER ONLY	HVC2537HU-D
A8 Quattro	Ignition Coil	4.2L	Base, Elite, L, Premium		IGC3831

Vehicle	Part Type	Engine Size	Trim	Note(s)	Part Number
<b>2011 Audi (cont'd)</b>					
A8 Quattro	Alternator	4.2L	Base, Elite, L, Premium	Actual OE; Water Cooled Alternator, Water Cooler Alternator	LR1190-947C-D
Q5	ABS Wheel Speed Sensor	2.0L, 3.2L	Base, Elite, Luxury, Premium, Premium Plus, Prestige, Trendy	Front	ABS1439-HU
Q5	ABS Wheel Speed Sensor	2.0L, 3.2L	Base, Elite, Luxury, Premium, Premium Plus, Prestige, Trendy	Rear	ABS1439-HU
Q5	ABS Wheel Speed Sensor	2.0L, 3.2L	Base, Elite, Luxury, Premium, Premium Plus, Prestige, Trendy	Front	ABS1443-HU
Q5	ABS Wheel Speed Sensor	2.0L, 3.2L	Base, Elite, Luxury, Premium, Premium Plus, Prestige, Trendy	Rear	ABS1443-HU
Q5	Voltage Regulator	2.0L, 3.2L	Base, Elite, Luxury, Premium, Premium Plus, Prestige, Trendy	140A BOSCH	ALR0400-HU
Q5	Engine Camshaft Position Sensor	2.0L, 3.2L	Base, Elite, Luxury, Premium, Premium Plus, Prestige, Trendy		CPS7386-HU
Q5	Fuel Injector	3.2L	Premium Plus, Prestige	CALB, Actual OE	FIJ0035
Q5	Fuel Pump Driver Module	2.0L, 3.2L	Base, Elite, Luxury, Premium, Premium Plus, Prestige, Trendy	Standard equipment	FPC2908-HU
Q5	Fuel Pump Driver Module	2.0L, 3.2L	Base, Elite, Luxury, Premium, Premium Plus, Prestige, Trendy	Executive US equipment	FPC2924-HU
Q5	Fuel Pump	2.0L, 3.2L	Base, Premium, Premium Plus, Prestige		FUP3058
Q5	Direct Injection High Pressure Fuel Pump	3.2L	Base, Elite, Luxury	MEX, Actual OE, EXTERNAL HIGH-PRESSURE PUMP	HPP0003
Q5	Direct Injection High Pressure Fuel Pump	2.0L	Base, Premium, Premium Plus	Case 2, Actual OE, EXTERNAL HIGH-PRESSURE PUMP	HPP0010
Q5	Direct Injection High Pressure Fuel Pump	3.2L	Premium Plus, Prestige	CALB, Actual OE, EXTERNAL HIGH-PRESSURE PUMP	HPP0011
Q5	HVAC Blower Control Module	2.0L, 3.2L	Base, Elite, Luxury, Premium, Premium Plus, Prestige, Trendy	SPECIAL ORDER ONLY	HVC2537HU-D
Q5	Ignition Coil	3.2L	Base, Elite, Luxury, Premium Plus, Prestige		IGC3831
Q5	Mass Air Flow Sensor	3.0L	Base, Elite, Luxury	DIESEL, Actual OE	MAF0030

Vehicle	Part Type	Engine Size	Trim	Note(s)	Part Number
<b>2011 Audi (cont'd)</b>					
Q5	Mass Air Flow Sensor	2.0L	Base, Elite, Luxury, Premium, Premium Plus, Trendy	GAS, Actual OE	MAF0116
Q7	ABS Wheel Speed Sensor	3.0L	Base, Elite, Luxury, Premium, Premium Plus, Prestige, S Line, Sport, TDI, TDI Premium, TDI Premium Plus, TDI Prestige	Front	ABS1444-HU
Q7	ABS Wheel Speed Sensor	3.0L	Base, Elite, Luxury, Premium, Premium Plus, Prestige, S Line, Sport, TDI, TDI Premium, TDI Premium Plus, TDI Prestige	Rear Left, SPECIAL ORDER ONLY	ABS1446HU-D
Q7	ABS Wheel Speed Sensor	3.0L	Base, Elite, Luxury, Premium, Premium Plus, Prestige, S Line, Sport, TDI, TDI Premium, TDI Premium Plus, TDI Prestige	Rear Right, SPECIAL ORDER ONLY	ABS1448HU-D
Q7	Engine Camshaft Position Sensor	3.0L	Base, Elite, Luxury, Premium, Premium Plus, Prestige, S Line, Sport, TDI, TDI Premium, TDI Premium Plus, TDI Prestige		CPS7386-HU
Q7	Diesel Glow Plug Relay	3.0L	Base, Elite, TDI, TDI Premium, TDI Premium Plus, TDI Prestige	DIESEL, CATA, Sport Utility, SPECIAL ORDER ONLY	GLP2166-D
Q7	Diesel Glow Plug Relay	3.0L	Luxury	DIESEL, Sport Utility, SPECIAL ORDER ONLY	GLP2166-D
Q7	HVAC Blower Control Module	3.0L	Base, Elite, Luxury, Premium, Premium Plus, Prestige, S Line, Sport, TDI, TDI Premium, TDI Premium Plus, TDI Prestige		HVC2536-HU
Q7	Ignition Coil	3.0L	Base, Elite, Luxury, Premium, Premium Plus, Prestige, S Line, Sport		IGC3831
Q7	Alternator	3.0L	Base, Elite, Luxury, TDI, TDI Premium, TDI Premium Plus, TDI Prestige	DIESEL, Actual OE; Water Cooled Alternator, Water Cooler Alternator	LR1190-956B-D
Q7	Mass Air Flow Sensor	3.0L	Base, Elite, Luxury, TDI, TDI Premium, TDI Premium Plus, TDI Prestige	105mm, DIESEL, Actual OE	MAF0030
Q7	Manifold Absolute Pressure Sensor	3.0L	Base, Elite, Luxury, TDI, TDI Premium, TDI Premium Plus, TDI Prestige		PRS8214-HU

Vehicle	Part Type	Engine Size	Trim	Note(s)	Part Number
<b>2011 Audi (cont'd)</b>					
R8	ABS Wheel Speed Sensor	4.2L, 5.2L	Base, Spyder	Front	ABS1439-HU
R8	ABS Wheel Speed Sensor	4.2L, 5.2L	Base, Spyder	Rear	ABS1439-HU
R8	ABS Wheel Speed Sensor	4.2L, 5.2L	Base, Spyder	Front	ABS1443-HU
R8	ABS Wheel Speed Sensor	4.2L, 5.2L	Base, Spyder	Rear	ABS1443-HU
R8	Engine Camshaft Position Sensor	4.2L, 5.2L	Base, Spyder		CPS7386-HU
R8	Direct Injection High Pressure Fuel Pump	4.2L	Base, Spyder	Left, Actual OE, EXTERNAL HIGH-PRESSURE PUMP	HPP0005
R8	Direct Injection High Pressure Fuel Pump	4.2L	Base, Spyder	Right, Actual OE, EXTERNAL HIGH-PRESSURE PUMP	HPP0006
R8	HVAC Blower Control Module	4.2L, 5.2L	Base, Spyder	SPECIAL ORDER ONLY	HVC2539HU-D
R8	Ignition Coil	4.2L, 5.2L	Base, Spyder		IGC3831
R8	Alternator	4.2L	Base, Spyder	Actual OE; Water Cooled Alternator, Water Cooler Alternator	LR1190-932B-D
R8	Alternator	5.2L	Base, Spyder	To 06/09/2010, Actual OE; Water Cooled Alternator, Water Cooler Alternator	LR1190-934B-D
R8	Mass Air Flow Sensor	5.2L	Base, Spyder	Actual OE	MAF0057
S4	ABS Wheel Speed Sensor	3.0L	Base	Front	ABS1439-HU
S4	ABS Wheel Speed Sensor	3.0L	Base	Rear	ABS1439-HU
S4	ABS Wheel Speed Sensor	3.0L	Base	Front	ABS1443-HU
S4	ABS Wheel Speed Sensor	3.0L	Base	Rear	ABS1443-HU
S4	Voltage Regulator	3.0L	Base	140A BOSCH	ALR0400-HU
S4	Engine Camshaft Position Sensor	3.0L	Base		CPS7386-HU
S4	Fuel Pump Driver Module	3.0L	Base		FPC2924-HU
S4	Fuel Pump	3.0L	Base		FUP3058
S4	HVAC Blower Control Module	3.0L	Base	SPECIAL ORDER ONLY	HVC2537HU-D
S4	Ignition Coil	3.0L	Base		IGC3831

Vehicle	Part Type	Engine Size	Trim	Note(s)	Part Number
<b>2011 Audi (cont'd)</b>					
S5	ABS Wheel Speed Sensor	3.0L, 4.2L	Base, Cabriolet	Front	ABS1439-HU
S5	ABS Wheel Speed Sensor	3.0L, 4.2L	Base, Cabriolet	Rear	ABS1439-HU
S5	ABS Wheel Speed Sensor	3.0L, 4.2L	Base, Cabriolet	Front	ABS1443-HU
S5	ABS Wheel Speed Sensor	3.0L, 4.2L	Base, Cabriolet	Rear	ABS1443-HU
S5	Engine Camshaft Position Sensor	3.0L, 4.2L	Base, Cabriolet		CPS7386-HU
S5	Fuel Injector	4.2L	Base	CAUA, Coupe, Actual OE	FIJ0038
S5	Fuel Pump Driver Module	3.0L	Cabriolet	Standard equipment, Convertible	FPC2908-HU
S5	Fuel Pump Driver Module	4.2L	Base	Coupe	FPC2924-HU
S5	Fuel Pump Driver Module	3.0L	Cabriolet	Executive US equipment, Convertible	FPC2924-HU
S5	Fuel Pump	3.0L	Cabriolet	GAS, CAKA	FUP3058
S5	Fuel Pump	3.0L	Cabriolet	GAS, CCBA	FUP3058
S5	Direct Injection High Pressure Fuel Pump	4.2L	Base	Left, Actual OE, EXTERNAL HIGH-PRESSURE PUMP	HPP0005
S5	Direct Injection High Pressure Fuel Pump	4.2L	Base	Right, Actual OE, EXTERNAL HIGH-PRESSURE PUMP	HPP0006
S5	HVAC Blower Control Module	3.0L, 4.2L	Base, Cabriolet	SPECIAL ORDER ONLY	HVC2537HU-D
S5	Ignition Coil	3.0L, 4.2L	Base, Cabriolet		IGC3831
S6	ABS Wheel Speed Sensor	5.2L	Base	Front	ABS1439-HU
S6	ABS Wheel Speed Sensor	5.2L	Base	Rear	ABS1439-HU
S6	ABS Wheel Speed Sensor	5.2L	Base	Front	ABS1443-HU
S6	ABS Wheel Speed Sensor	5.2L	Base	Rear	ABS1443-HU
S6	Engine Camshaft Position Sensor	5.2L	Base		CPS7386-HU
S6	Fuel Injector	5.2L	Base	Actual OE	FIJ0033



Vehicle	Part Type	Engine Size	Trim	Note(s)	Part Number
<b>2011 Audi (cont'd)</b>					
S6	Fuel Pump Control Module	5.2L	Base	BLB Component parts set, complying w/ vehicle type for South Korea, various parts [B2H]; Executive US equipment [A8U]	FPC2925-HU
S6	Direct Injection High Pressure Fuel Pump	5.2L	Base	BXA, Actual OE	HPP0029
S6	HVAC Blower Control Module	5.2L	Base	SPECIAL ORDER ONLY	HVC2539HU-D
S6	Ignition Coil	5.2L	Base		IGC3831
TT	Fuel Pump	2.0L	Base		FUP3058
TT	Mass Air Flow Sensor	2.0L	Base	MEX, Actual OE	MAF0052
TT Quattro	ABS Wheel Speed Sensor	2.0L	Base	Front Left	ABS1413
TT Quattro	ABS Wheel Speed Sensor	2.0L	Base	Rear Left	ABS1413
TT Quattro	ABS Wheel Speed Sensor	2.0L	Base	Front Right	ABS1414
TT Quattro	ABS Wheel Speed Sensor	2.0L	Base	Rear Right	ABS1414
TT Quattro	Engine Camshaft Position Sensor	2.0L	Base	CETA	CPS7386-HU
TT Quattro	Fuel Pump Driver Module	2.0L	Base		FPC2921-HU
TT Quattro	Fuel Pump	2.0L	Base		FUP3058
TT Quattro	Direct Injection High Pressure Fuel Pump	2.0L	Base	CETA, Actual OE, EXTERNAL HIGH-PRESSURE PUMP	HPP0010
TT Quattro	HVAC Blower Control Module	2.0L	Base		HVC2536-HU
TTS Quattro	Direct Injection High Pressure Fuel Pump	2.0L	Base	CDMA, Actual OE, EXTERNAL HIGH-PRESSURE PUMP	HPP0004
<b>2012 Audi</b>					
A1	Fuel Pump	1.4L	Cool, Ego, Envy, S Line, Sport One, Union Square		FUP3058
A3	ABS Wheel Speed Sensor	2.0L	Attraction, Base, Cabrio, TDI	Front Left	ABS1413
A3	ABS Wheel Speed Sensor	2.0L	Attraction, Base, Cabrio, TDI	Front Right	ABS1414
A3	ABS Wheel Speed Sensor	2.0L	Base, TDI	Rear Left, 4-Wheel ABS	ABS1415-HU

Vehicle	Part Type	Engine Size	Trim	Note(s)	Part Number
<b>2012 Audi (cont'd)</b>					
A3	ABS Wheel Speed Sensor	2.0L	Base, TDI	Rear Right, 4-Wheel ABS	ABS1416-HU
A3	Voltage Regulator	2.0L	Attraction, Base, Cabrio, TDI		ALR0573
A3	Engine Camshaft Position Sensor	2.0L	Attraction, Base, Cabrio, TDI		CPS7386-HU
A3	Engine Crankshaft Position Sensor	2.0L	Attraction, Base, Cabrio, TDI		CPS8080HU-D
A3	Fuel Pump Driver Module	2.0L	Attraction, Base, Cabrio		FPC2900-HU
A3	Fuel Pump	2.0L	TDI	DIESEL, CBEA	FUP3058
A3	Fuel Pump	1.4L, 1.8L	Ambiente, Attraction, Cabrio	GAS	FUP3058
A3	Fuel Pump	2.0L	Base	GAS, CBFA	FUP3058
A3	Fuel Pump	2.0L	Base	GAS, CCTA	FUP3058
A3	Fuel Pump Module Assembly	2.0L	Attraction, Base, Cabrio	Fuel sys. for carburetor gasoline eng. w/ injector system w/o fuel return, GAS	FUP3377-HU
A3	Fuel Pump Module Assembly	2.0L	TDI	DIESEL, SPECIAL ORDER ONLY	FUP3386-D
A3	Fuel Pump Module Assembly	2.0L	Attraction, Base, Cabrio	Fuel system for fuel-injected engine, GAS	FUP3390-HU
A3	Direct Injection High Pressure Fuel Pump	2.0L	Attraction, Cabrio	MEX, Actual OE, EXTERNAL HIGH-PRESSURE PUMP	HPP0004
A3	HVAC Blower Control Module	2.0L	Attraction, Base, Cabrio, TDI		HVC2536-HU
A3	Mass Air Flow Sensor	2.0L	Base	CBFA, Actual OE	MAF0051
A3	Mass Air Flow Sensor	2.0L	Base	CCTA, Actual OE	MAF0051
A3 Quattro	ABS Wheel Speed Sensor	2.0L	Base	Front Left	ABS1413
A3 Quattro	ABS Wheel Speed Sensor	2.0L	Base	Rear Left	ABS1413
A3 Quattro	ABS Wheel Speed Sensor	2.0L	Base	Front Right	ABS1414
A3 Quattro	ABS Wheel Speed Sensor	2.0L	Base	Rear Right	ABS1414
A3 Quattro	Voltage Regulator	2.0L	Base		ALR0573
A3 Quattro	Engine Camshaft Position Sensor	2.0L	Base		CPS7386-HU
A3 Quattro	Fuel Pump Driver Module	2.0L	Base		FPC2900-HU
A3 Quattro	Fuel Pump	2.0L	Base		FUP3058

Vehicle	Part Type	Engine Size	Trim	Note(s)	Part Number
<b>2012 Audi (cont'd)</b>					
A3 Quattro	HVAC Blower Control Module	2.0L	Base		HVC2536-HU
A3 Quattro	Mass Air Flow Sensor	2.0L	Base	Actual OE	MAF0051
A4	ABS Wheel Speed Sensor	2.0L	Base, Luxury, Sport, Trendy, Trendy Plus	Front	ABS1439-HU
A4	ABS Wheel Speed Sensor	2.0L	Base, Luxury, Sport, Trendy, Trendy Plus	Rear	ABS1439-HU
A4	ABS Wheel Speed Sensor	2.0L	Base, Luxury, Sport, Trendy, Trendy Plus	Front	ABS1443-HU
A4	ABS Wheel Speed Sensor	2.0L	Base, Luxury, Sport, Trendy, Trendy Plus	Rear	ABS1443-HU
A4	Voltage Regulator	2.0L	Base, Luxury, Sport, Trendy, Trendy Plus	140A BOSCH	ALR0400-HU
A4	Engine Camshaft Position Sensor	2.0L	Base, Luxury, Sport, Trendy, Trendy Plus		CPS7386-HU
A4	Fuel Pump Driver Module	2.0L	Base, Luxury, Sport, Trendy, Trendy Plus		FPC2924-HU
A4	Fuel Pump	2.0L	Base		FUP3058
A4	Direct Injection High Pressure Fuel Pump	2.0L	Base	Case 1, CAEB, Actual OE, EXTERNAL HIGH-PRESSURE PUMP	HPP0010
A4	HVAC Blower Control Module	2.0L	Base, Luxury, Sport, Trendy, Trendy Plus	SPECIAL ORDER ONLY	HVC2537HU-D
A4	Mass Air Flow Sensor	2.0L	Luxury, Sport, Trendy, Trendy Plus	GAS, Sedan, Actual OE	MAF0116
A4	Mass Air Flow Sensor	2.0L	Base	Sedan, Actual OE	MAF0116
A4 Quattro	ABS Wheel Speed Sensor	2.0L	Avant, Base, Luxury, Sport	Front	ABS1439-HU
A4 Quattro	ABS Wheel Speed Sensor	2.0L	Avant, Base, Luxury, Sport	Rear	ABS1439-HU
A4 Quattro	ABS Wheel Speed Sensor	2.0L	Avant, Base, Luxury, Sport	Front	ABS1443-HU
A4 Quattro	ABS Wheel Speed Sensor	2.0L	Avant, Base, Luxury, Sport	Rear	ABS1443-HU
A4 Quattro	Voltage Regulator	2.0L	Avant, Base, Luxury, Sport	140A BOSCH	ALR0400-HU
A4 Quattro	Engine Camshaft Position Sensor	2.0L	Avant, Base, Luxury, Sport		CPS7386-HU
A4 Quattro	Fuel Pump Driver Module	2.0L	Avant, Base, Luxury, Sport		FPC2924-HU
A4 Quattro	Fuel Pump	2.0L, 3.2L	Avant, Base, Elite		FUP3058
A4 Quattro	Direct Injection High Pressure Fuel Pump	2.0L	Avant, Base	Case 1, CAEB, Actual OE, EXTERNAL HIGH-PRESSURE PUMP	HPP0010

Vehicle	Part Type	Engine Size	Trim	Note(s)	Part Number
<b>2012 Audi (cont'd)</b>					
A4 Quattro	HVAC Blower Control Module	2.0L	Avant, Base, Luxury, Sport	SPECIAL ORDER ONLY	HVC2537HU-D
A4 Quattro	Mass Air Flow Sensor	2.0L	Avant, Base	Actual OE	MAF0116
A4 Quattro	Mass Air Flow Sensor	2.0L	Luxury, Sport	GAS, Actual OE	MAF0116
A5	ABS Wheel Speed Sensor	2.0L	Base, Cabriolet, Luxury	Front	ABS1439-HU
A5	ABS Wheel Speed Sensor	2.0L	Base, Cabriolet, Luxury	Rear	ABS1439-HU
A5	ABS Wheel Speed Sensor	2.0L	Base, Cabriolet, Luxury	Front	ABS1443-HU
A5	ABS Wheel Speed Sensor	2.0L	Base, Cabriolet, Luxury	Rear	ABS1443-HU
A5	Voltage Regulator	2.0L	Base, Cabriolet, Luxury	SPECIAL ORDER ONLY	ALR0413HU-D
A5	Engine Camshaft Position Sensor	2.0L	Base, Cabriolet, Luxury		CPS7386-HU
A5	Fuel Pump	1.8L, 2.0L	Base, Cabriolet, Luxury		FUP3058
A5	Direct Injection High Pressure Fuel Pump	2.0L	Base, Luxury	From 06/24/2016, Actual OE, EXTERNAL HIGH-PRESSURE PUMP	HPP0010
A5	Direct Injection High Pressure Fuel Pump	2.0L	Cabriolet	GAS, CAEB, Actual OE, EXTERNAL HIGH-PRESSURE PUMP	HPP0010
A5	Mass Air Flow Sensor	2.0L	Base, Cabriolet, Luxury	Actual OE	MAF0116
A5 Quattro	ABS Wheel Speed Sensor	2.0L	Base, Cabriolet, Premium, Premium Plus, S Line	Front	ABS1439-HU
A5 Quattro	ABS Wheel Speed Sensor	2.0L	Base, Cabriolet, Premium, Premium Plus, S Line	Rear	ABS1439-HU
A5 Quattro	ABS Wheel Speed Sensor	2.0L	Base, Cabriolet, Premium, Premium Plus, S Line	Front	ABS1443-HU
A5 Quattro	ABS Wheel Speed Sensor	2.0L	Base, Cabriolet, Premium, Premium Plus, S Line	Rear	ABS1443-HU
A5 Quattro	Voltage Regulator	2.0L	Base, Cabriolet, Premium, Premium Plus, S Line	SPECIAL ORDER ONLY	ALR0413HU-D
A5 Quattro	Engine Camshaft Position Sensor	2.0L	Base, Cabriolet, Premium, Premium Plus, S Line		CPS7386-HU
A5 Quattro	Fuel Pump	2.0L, 3.0L	Base, Cabriolet, Elite, Premium, Premium Plus, S Line		FUP3058
A5 Quattro	Direct Injection High Pressure Fuel Pump	2.0L	Base, Cabriolet, Premium, Premium Plus	Case 2, CAEB, Actual OE, EXTERNAL HIGH-PRESSURE PUMP	HPP0010

Vehicle	Part Type	Engine Size	Trim	Note(s)	Part Number
<b>2012 Audi (cont'd)</b>					
A5 Quattro	Mass Air Flow Sensor	2.0L	Base, Cabriolet, Premium, Premium Plus, S Line	Actual OE	MAF0116
A6	ABS Wheel Speed Sensor	2.0L	Premium, Premium Plus	Front	ABS1439-HU
A6	ABS Wheel Speed Sensor	2.0L	Premium, Premium Plus	Rear	ABS1439-HU
A6	ABS Wheel Speed Sensor	2.0L	Premium, Premium Plus	Front	ABS1443-HU
A6	ABS Wheel Speed Sensor	2.0L	Premium, Premium Plus	Rear	ABS1443-HU
A6	Engine Camshaft Position Sensor	2.0L	Premium, Premium Plus		CPS7386-HU
A6	Fuel Pump	2.0L	Premium, Premium Plus		FUP3058
A6	Direct Injection High Pressure Fuel Pump	2.0L	Premium, Premium Plus	Case 2, Actual OE, EXTERNAL HIGH-PRESSURE PUMP	HPP0010
A6	Mass Air Flow Sensor	2.0L	Premium, Premium Plus	Actual OE	MAF0116
A6 Quattro	ABS Wheel Speed Sensor	3.0L	Premium, Premium Plus, Prestige	Front	ABS1439-HU
A6 Quattro	ABS Wheel Speed Sensor	3.0L	Premium, Premium Plus, Prestige	Rear	ABS1439-HU
A6 Quattro	ABS Wheel Speed Sensor	3.0L	Premium, Premium Plus, Prestige	Front	ABS1443-HU
A6 Quattro	ABS Wheel Speed Sensor	3.0L	Premium, Premium Plus, Prestige	Rear	ABS1443-HU
A6 Quattro	Engine Camshaft Position Sensor	3.0L	Premium, Premium Plus, Prestige		CPS7386-HU
A6 Quattro	Ignition Coil	3.0L	Premium, Premium Plus, Prestige		IGC3831
A6 Quattro	Mass Air Flow Sensor	3.0L	Elite	DIESEL, Actual OE	MAF0030
A7 Quattro	ABS Wheel Speed Sensor	3.0L	Base	Front	ABS1439-HU
A7 Quattro	ABS Wheel Speed Sensor	3.0L	Base	Rear	ABS1439-HU
A7 Quattro	ABS Wheel Speed Sensor	3.0L	Base	Front	ABS1443-HU
A7 Quattro	ABS Wheel Speed Sensor	3.0L	Base	Rear	ABS1443-HU
A7 Quattro	Engine Camshaft Position Sensor	3.0L	Base		CPS7386-HU
A7 Quattro	Ignition Coil	3.0L	Base		IGC3831
A8 Quattro	ABS Wheel Speed Sensor	4.2L, 6.3L	Base, Elite, L, L W12, Premium	Front	ABS1439-HU
A8 Quattro	ABS Wheel Speed Sensor	4.2L, 6.3L	Base, Elite, L, L W12, Premium	Rear	ABS1439-HU

Vehicle	Part Type	Engine Size	Trim	Note(s)	Part Number
<b>2012 Audi (cont'd)</b>					
A8 Quattro	ABS Wheel Speed Sensor	4.2L, 6.3L	Base, Elite, L, L W12, Premium	Front	ABS1443-HU
A8 Quattro	ABS Wheel Speed Sensor	4.2L, 6.3L	Base, Elite, L, L W12, Premium	Rear	ABS1443-HU
A8 Quattro	Engine Camshaft Position Sensor	6.3L	L W12		CPS7385HU-D
A8 Quattro	Engine Camshaft Position Sensor	4.2L	Base, Elite, L, Premium		CPS7386-HU
A8 Quattro	Direct Injection High Pressure Fuel Pump	4.2L	Elite, Premium	Left, MEX, Actual OE, EXTERNAL HIGH-PRESSURE PUMP	HPP0005
A8 Quattro	Direct Injection High Pressure Fuel Pump	4.2L	Elite, Premium	Right, MEX, Actual OE, EXTERNAL HIGH-PRESSURE PUMP	HPP0006
A8 Quattro	Direct Injection High Pressure Fuel Pump	4.2L	Base, L	CDRA, Actual OE, EXTERNAL HIGH-PRESSURE PUMP	HPP0017
A8 Quattro	Direct Injection High Pressure Fuel Pump	6.3L	L W12	CEJA, Actual OE, EXTERNAL HIGH-PRESSURE PUMP	HPP0017
A8 Quattro	HVAC Blower Control Module	4.2L, 6.3L	Base, Elite, L, L W12, Premium	SPECIAL ORDER ONLY	HVC2537HU-D
A8 Quattro	Ignition Coil	4.2L	Base, Elite, L, Premium		IGC3831
A8 Quattro	Alternator	6.3L	L W12	Actual OE; Water Cooled Alternator, Water Cooler Alternator	LR1190-944B-D
A8 Quattro	Alternator	4.2L	Base, Elite, L, Premium	Actual OE; Water Cooled Alternator, Water Cooler Alternator	LR1190-947C-D
Q5	ABS Wheel Speed Sensor	2.0L, 3.2L	Elite, Luxury, Premium, Premium Plus, Prestige, Trendy	Front	ABS1439-HU
Q5	ABS Wheel Speed Sensor	2.0L, 3.2L	Elite, Luxury, Premium, Premium Plus, Prestige, Trendy	Rear	ABS1439-HU
Q5	ABS Wheel Speed Sensor	2.0L, 3.2L	Elite, Luxury, Premium, Premium Plus, Prestige, Trendy	Front	ABS1443-HU
Q5	ABS Wheel Speed Sensor	2.0L, 3.2L	Elite, Luxury, Premium, Premium Plus, Prestige, Trendy	Rear	ABS1443-HU
Q5	Voltage Regulator	2.0L, 3.2L	Elite, Luxury, Premium, Premium Plus, Prestige, Trendy	140A BOSCH	ALR0400-HU

Vehicle	Part Type	Engine Size	Trim	Note(s)	Part Number
<b>2012 Audi (cont'd)</b>					
Q5	Engine Camshaft Position Sensor	2.0L, 3.2L	Elite, Luxury, Premium, Premium Plus, Prestige, Trendy		CPS7386-HU
Q5	Fuel Injector	3.2L	Premium Plus, Prestige	CALB, Actual OE	FIJ0035
Q5	Fuel Pump Driver Module	2.0L, 3.2L	Elite, Luxury, Premium, Premium Plus, Prestige, Trendy	Standard equipment	FPC2908-HU
Q5	Fuel Pump Driver Module	2.0L, 3.2L	Elite, Luxury, Premium, Premium Plus, Prestige, Trendy	Executive US equipment	FPC2924-HU
Q5	Fuel Pump	2.0L, 3.2L	Premium, Premium Plus, Prestige		FUP3058
Q5	Direct Injection High Pressure Fuel Pump	3.2L	Elite	MEX, Actual OE, EXTERNAL HIGH-PRESSURE PUMP	HPP0003
Q5	Direct Injection High Pressure Fuel Pump	2.0L	Premium, Premium Plus	Case 2, Actual OE, EXTERNAL HIGH-PRESSURE PUMP	HPP0010
Q5	Direct Injection High Pressure Fuel Pump	3.2L	Premium Plus, Prestige	CALB, Actual OE, EXTERNAL HIGH-PRESSURE PUMP	HPP0011
Q5	HVAC Blower Control Module	2.0L, 3.2L	Elite, Luxury, Premium, Premium Plus, Prestige, Trendy	SPECIAL ORDER ONLY	HVC2537HU-D
Q5	Ignition Coil	3.2L	Elite, Premium Plus, Prestige		IGC3831
Q5	Mass Air Flow Sensor	3.0L	Elite, Luxury	DIESEL, Actual OE	MAF0030
Q5	Mass Air Flow Sensor	2.0L	Elite, Luxury, Premium, Premium Plus, Trendy	GAS, Actual OE	MAF0116
Q7	ABS Wheel Speed Sensor	3.0L	Elite, Luxury, Premium, Premium Plus, Prestige, S Line, Sport, TDI Premium, TDI Premium Plus, TDI Prestige	Front	ABS1444-HU
Q7	ABS Wheel Speed Sensor	3.0L	Elite, Luxury, Premium, Premium Plus, Prestige, S Line, Sport, TDI Premium, TDI Premium Plus, TDI Prestige	Rear Left, SPECIAL ORDER ONLY	ABS1446HU-D
Q7	ABS Wheel Speed Sensor	3.0L	Elite, Luxury, Premium, Premium Plus, Prestige, S Line, Sport, TDI Premium, TDI Premium Plus, TDI Prestige	Rear Right, SPECIAL ORDER ONLY	ABS1448HU-D
Q7	Engine Camshaft Position Sensor	3.0L	Elite, Luxury, Premium, Premium Plus, Prestige, S Line, Sport, TDI Premium, TDI Premium Plus, TDI Prestige		CPS7386-HU

Vehicle	Part Type	Engine Size	Trim	Note(s)	Part Number
<b>2012 Audi (cont'd)</b>					
Q7	Diesel Glow Plug Relay	3.0L	Elite, Luxury, TDI Premium, TDI Premium Plus, TDI Prestige	DIESEL, CATA, Sport Utility, SPECIAL ORDER ONLY	GLP2166-D
Q7	HVAC Blower Control Module	3.0L	Elite, Luxury, Premium, Premium Plus, Prestige, S Line, Sport, TDI Premium, TDI Premium Plus, TDI Prestige		HVC2536-HU
Q7	Ignition Coil	3.0L	Elite, Luxury, Premium, Premium Plus, Prestige, S Line, Sport		IGC3831
Q7	Alternator	3.0L	Elite, Luxury, TDI Premium, TDI Premium Plus, TDI Prestige	DIESEL, Actual OE; Water Cooled Alternator, Water Cooler Alternator	LR1190-956B-D
Q7	Mass Air Flow Sensor	3.0L	Elite, Luxury, TDI Premium, TDI Premium Plus, TDI Prestige	105mm, DIESEL, Actual OE	MAF0030
Q7	Manifold Absolute Pressure Sensor	3.0L	Elite, Luxury, TDI Premium, TDI Premium Plus, TDI Prestige		PRS8214-HU
R8	ABS Wheel Speed Sensor	4.2L, 5.2L	Base, GT, GT Spyder, Spyder	Front	ABS1439-HU
R8	ABS Wheel Speed Sensor	4.2L, 5.2L	Base, GT, GT Spyder, Spyder	Rear	ABS1439-HU
R8	ABS Wheel Speed Sensor	4.2L, 5.2L	Base, GT, GT Spyder, Spyder	Front	ABS1443-HU
R8	ABS Wheel Speed Sensor	4.2L, 5.2L	Base, GT, GT Spyder, Spyder	Rear	ABS1443-HU
R8	Engine Camshaft Position Sensor	4.2L, 5.2L	Base, GT, GT Spyder, Spyder		CPS7386-HU
R8	Direct Injection High Pressure Fuel Pump	4.2L	Base, Spyder	Left, Actual OE, EXTERNAL HIGH-PRESSURE PUMP	HPP0005
R8	Direct Injection High Pressure Fuel Pump	4.2L	Base, Spyder	Right, Actual OE, EXTERNAL HIGH-PRESSURE PUMP	HPP0006
R8	HVAC Blower Control Module	4.2L, 5.2L	Base, GT, GT Spyder, Spyder	SPECIAL ORDER ONLY	HVC2539HU-D
R8	Ignition Coil	4.2L, 5.2L	Base, GT, GT Spyder, Spyder		IGC3831
R8	Alternator	4.2L	Base, Spyder	Actual OE; Water Cooled Alternator, Water Cooler Alternator	LR1190-932B-D
R8	Mass Air Flow Sensor	5.2L	Base, GT, GT Spyder, Spyder	Actual OE	MAF0057
S4	ABS Wheel Speed Sensor	3.0L	Base	Front	ABS1439-HU



Vehicle	Part Type	Engine Size	Trim	Note(s)	Part Number
<b>2012 Audi (cont'd)</b>					
S4	ABS Wheel Speed Sensor	3.0L	Base	Rear	ABS1439-HU
S4	ABS Wheel Speed Sensor	3.0L	Base	Front	ABS1443-HU
S4	ABS Wheel Speed Sensor	3.0L	Base	Rear	ABS1443-HU
S4	Voltage Regulator	3.0L	Base	140A BOSCH	ALR0400-HU
S4	Engine Camshaft Position Sensor	3.0L	Base		CPS7386-HU
S4	Fuel Pump Driver Module	3.0L	Base		FPC2924-HU
S4	Fuel Pump	3.0L	Base		FUP3058
S4	HVAC Blower Control Module	3.0L	Base	SPECIAL ORDER ONLY	HVC2537HU-D
S4	Ignition Coil	3.0L	Base		IGC3831
S5	ABS Wheel Speed Sensor	3.0L	Cabriolet	Front	ABS1439-HU
S5	ABS Wheel Speed Sensor	3.0L	Cabriolet	Rear	ABS1439-HU
S5	ABS Wheel Speed Sensor	3.0L	Cabriolet	Front	ABS1443-HU
S5	ABS Wheel Speed Sensor	3.0L	Cabriolet	Rear	ABS1443-HU
S5	Voltage Regulator	3.0L, 4.2L	Base, Cabriolet	SPECIAL ORDER ONLY	ALR0413HU-D
S5	Engine Camshaft Position Sensor	4.2L	Base		CPS7386-HU
S5	Engine Camshaft Position Sensor	3.0L	Cabriolet	With PR Code T-C6, T-H1 or T-F1	CPS7386-HU
S5	Fuel Pump	3.0L	Base	GAS	FUP3058
S5	Fuel Pump	3.0L	Cabriolet	GAS, CAKA	FUP3058
S5	Fuel Pump	3.0L	Cabriolet	GAS, CCBA	FUP3058
S5	Direct Injection High Pressure Fuel Pump	4.2L	Base	Left, Actual OE, EXTERNAL HIGH-PRESSURE PUMP	HPP0005
S5	Direct Injection High Pressure Fuel Pump	4.2L	Base	Right, Actual OE, EXTERNAL HIGH-PRESSURE PUMP	HPP0006
S5	Ignition Coil	3.0L, 4.2L	Base, Cabriolet		IGC3831
TT	Fuel Pump	2.0L	Base		FUP3058
TT	Mass Air Flow Sensor	2.0L	Base	MEX, Actual OE	MAF0052
TT Quattro	ABS Wheel Speed Sensor	2.0L	Base, Premium Plus, Prestige	Front Left	ABS1413
TT Quattro	ABS Wheel Speed Sensor	2.0L	Base, Premium Plus, Prestige	Rear Left	ABS1413

Vehicle	Part Type	Engine Size	Trim	Note(s)	Part Number
<b>2012 Audi (cont'd)</b>					
TT Quattro	ABS Wheel Speed Sensor	2.0L	Base, Premium Plus, Prestige	Front Right	ABS1414
TT Quattro	ABS Wheel Speed Sensor	2.0L	Base, Premium Plus, Prestige	Rear Right	ABS1414
TT Quattro	Voltage Regulator	2.0L	Base, Premium Plus, Prestige	140A BOSCH	ALR0400-HU
TT Quattro	Engine Camshaft Position Sensor	2.0L	Premium Plus, Prestige	CETA	CPS7386-HU
TT Quattro	Engine Crankshaft Position Sensor	2.0L	Base	CDMA	CPS8161HU-D
TT Quattro	Fuel Pump Driver Module	2.0L	Base, Premium Plus, Prestige	Standard equipment; Executive US equipment	FPC2921-HU
TT Quattro	Fuel Pump	2.0L	Base, Premium Plus, Prestige		FUP3058
TT Quattro	Direct Injection High Pressure Fuel Pump	2.0L	Base	CDMA, Actual OE, EXTERNAL HIGH-PRESSURE PUMP	HPP0004
TT Quattro	Direct Injection High Pressure Fuel Pump	2.0L	Premium Plus, Prestige	Case 2, CETA, Actual OE, EXTERNAL HIGH-PRESSURE PUMP	HPP0010
TT Quattro	HVAC Blower Control Module	2.0L	Base, Premium Plus, Prestige		HVC2536-HU
TT Quattro	Manifold Absolute Pressure Sensor	2.0L	Base	CDMA	PRS8214-HU
TT RS Quattro	ABS Wheel Speed Sensor	2.5L	Base	Front Left	ABS1413
TT RS Quattro	ABS Wheel Speed Sensor	2.5L	Base	Rear Left	ABS1413
TT RS Quattro	ABS Wheel Speed Sensor	2.5L	Base	Front Right	ABS1414
TT RS Quattro	ABS Wheel Speed Sensor	2.5L	Base	Rear Right, AWD	ABS1414
TT RS Quattro	ABS Wheel Speed Sensor	2.5L	Base	Rear Right, 4-Wheel ABS, AWD	ABS1416-HU
TT RS Quattro	HVAC Blower Control Module	2.5L	Base		HVC2536-HU
TTS Quattro	Direct Injection High Pressure Fuel Pump	2.0L	Base	CDMA, Actual OE, EXTERNAL HIGH-PRESSURE PUMP	HPP0004
<b>2013 Audi</b>					
A1	Fuel Pump	1.4L	Cool, Ego, Envy, S Line, Union Square		FUP3058
A3	ABS Wheel Speed Sensor	2.0L	Attraction, Base, Cabrio, Sportback, TDI	Front Left	ABS1413

Vehicle	Part Type	Engine Size	Trim	Note(s)	Part Number
<b>2013 Audi (cont'd)</b>					
A3	ABS Wheel Speed Sensor	2.0L	Attraction, Base, Cabrio, Sportback, TDI	Front Right	ABS1414
A3	ABS Wheel Speed Sensor	2.0L	Base, Sportback, TDI	Rear Left, 4-Wheel ABS	ABS1415-HU
A3	ABS Wheel Speed Sensor	2.0L	Base, Sportback, TDI	Rear Right, 4-Wheel ABS	ABS1416-HU
A3	Voltage Regulator	2.0L	Attraction, Base, Cabrio, Sportback, TDI		ALR0573
A3	Engine Camshaft Position Sensor	2.0L	Attraction, Base, Cabrio, Sportback, TDI		CPS7386-HU
A3	Engine Crankshaft Position Sensor	2.0L	Attraction, Base, Cabrio, Sportback, TDI		CPS8080HU-D
A3	Fuel Pump Driver Module	2.0L	Attraction, Base, Cabrio		FPC2900-HU
A3	Fuel Pump	2.0L	Sportback, TDI	DIESEL, CBEA	FUP3058
A3	Fuel Pump	1.8L	Ambiente, Attraction, Cabrio	GAS	FUP3058
A3	Fuel Pump	2.0L	Base	GAS, CBFA	FUP3058
A3	Fuel Pump	2.0L	Base	GAS, CCTA	FUP3058
A3	Fuel Pump	1.8L	S Line	GAS, CJSA	FUP3058
A3	Fuel Pump Module Assembly	2.0L	Attraction, Base, Cabrio	Fuel sys. for carburetor gasoline eng. w/ injector system w/o fuel return, GAS	FUP3377-HU
A3	Fuel Pump Module Assembly	2.0L	Sportback, TDI	DIESEL, SPECIAL ORDER ONLY	FUP3386-D
A3	Fuel Pump Module Assembly	2.0L	Attraction, Base, Cabrio	Fuel system for fuel-injected engine, GAS	FUP3390-HU
A3	Direct Injection High Pressure Fuel Pump	2.0L	Attraction	MEX, Actual OE, EXTERNAL HIGH-PRESSURE PUMP	HPP0004
A3	HVAC Blower Control Module	2.0L	Attraction, Base, Cabrio, Sportback, TDI		HVC2536-HU
A3	Mass Air Flow Sensor	2.0L	Attraction, Base, Cabrio	GAS, Actual OE	MAF0051
A3 Quattro	ABS Wheel Speed Sensor	2.0L	Base	Front Left	ABS1413
A3 Quattro	ABS Wheel Speed Sensor	2.0L	Base	Rear Left	ABS1413
A3 Quattro	ABS Wheel Speed Sensor	2.0L	Base	Front Right	ABS1414
A3 Quattro	ABS Wheel Speed Sensor	2.0L	Base	Rear Right	ABS1414
A3 Quattro	Voltage Regulator	2.0L	Base		ALR0573
A3 Quattro	Engine Camshaft Position Sensor	2.0L	Base		CPS7386-HU

Vehicle	Part Type	Engine Size	Trim	Note(s)	Part Number
<b>2013 Audi (cont'd)</b>					
A3 Quattro	Fuel Pump Driver Module	2.0L	Base		FPC2900-HU
A3 Quattro	HVAC Blower Control Module	2.0L	Base		HVC2536-HU
A3 Quattro	Mass Air Flow Sensor	2.0L	Base	Actual OE	MAF0051
A4	ABS Wheel Speed Sensor	2.0L	Base, Luxury, Trendy Plus	Front	ABS1439-HU
A4	ABS Wheel Speed Sensor	2.0L	Base, Luxury, Trendy Plus	Rear	ABS1439-HU
A4	ABS Wheel Speed Sensor	2.0L	Base, Luxury, Trendy Plus	Front	ABS1443-HU
A4	ABS Wheel Speed Sensor	2.0L	Base, Luxury, Trendy Plus	Rear	ABS1443-HU
A4	Voltage Regulator	2.0L	Base, Luxury, Trendy Plus	SPECIAL ORDER ONLY	ALR0413HU-D
A4	Engine Camshaft Position Sensor	2.0L	Base, Luxury, Trendy Plus		CPS7386-HU
A4	Fuel Pump	2.0L	Base		FUP3058
A4	Direct Injection High Pressure Fuel Pump	2.0L	Luxury, Trendy Plus	From 06/24/2013, Actual OE, EXTERNAL HIGH-PRESSURE PUMP	HPP0010
A4	Direct Injection High Pressure Fuel Pump	2.0L	Base	From 06/24/2013, Case 1, CAEB, Actual OE, EXTERNAL HIGH-PRESSURE PUMP	HPP0010
A4	Mass Air Flow Sensor	2.0L	Base, Luxury, Trendy Plus	Actual OE	MAF0116
A4 allroad	ABS Wheel Speed Sensor	2.0L	Base	Front	ABS1439-HU
A4 allroad	ABS Wheel Speed Sensor	2.0L	Base	Rear	ABS1439-HU
A4 allroad	ABS Wheel Speed Sensor	2.0L	Base	Front	ABS1443-HU
A4 allroad	ABS Wheel Speed Sensor	2.0L	Base	Rear	ABS1443-HU
A4 allroad	Voltage Regulator	2.0L	Base	140A BOSCH	ALR0400-HU
A4 allroad	Voltage Regulator	2.0L	Base	Note : For Alternator : 2,8, SPECIAL ORDER ONLY	ALR0412HU-D
A4 allroad	Voltage Regulator	2.0L	Base	Note : For Alternator : 10,12,14,17,18, 19,20, SPECIAL ORDER ONLY	ALR0413HU-D

Vehicle	Part Type	Engine Size	Trim	Note(s)	Part Number
<b>2013 Audi (cont'd)</b>					
A4 allroad	Engine Camshaft Position Sensor	2.0L	Base	FLEX	CPS7386-HU
A4 allroad	Fuel Pump Driver Module	2.0L	Base	PR-GP0, GP1	FPC2908-HU
A4 allroad	Fuel Pump	2.0L	Base		FUP3058
A4 allroad	Direct Injection High Pressure Fuel Pump	2.0L	Base	CAEB, Actual OE, EXTERNAL HIGH-PRESSURE PUMP	HPP0010
A4 allroad	Direct Injection High Pressure Fuel Pump	2.0L	Base	CPMA, Actual OE, EXTERNAL HIGH-PRESSURE PUMP	HPP0010
A4 allroad	HVAC Blower Control Module	2.0L	Base	SPECIAL ORDER ONLY	HVC2537HU-D
A4 allroad	Mass Air Flow Sensor	2.0L	Base	Actual OE	MAF0116
A4 Quattro	ABS Wheel Speed Sensor	2.0L	Base, Premium, Premium Plus, Sport	Front	ABS1439-HU
A4 Quattro	ABS Wheel Speed Sensor	2.0L	Base, Premium, Premium Plus, Sport	Rear	ABS1439-HU
A4 Quattro	ABS Wheel Speed Sensor	2.0L	Base, Premium, Premium Plus, Sport	Front	ABS1443-HU
A4 Quattro	ABS Wheel Speed Sensor	2.0L	Base, Premium, Premium Plus, Sport	Rear	ABS1443-HU
A4 Quattro	Voltage Regulator	2.0L	Base, Premium, Premium Plus, Sport	SPECIAL ORDER ONLY	ALR0413HU-D
A4 Quattro	Engine Camshaft Position Sensor	2.0L	Base, Premium, Premium Plus, Sport		CPS7386-HU
A4 Quattro	Fuel Pump	2.0L, 3.0L	Base, Elite, Premium, Premium Plus, Sport		FUP3058
A4 Quattro	Direct Injection High Pressure Fuel Pump	2.0L	Base, Premium, Premium Plus	CAEB, Actual OE, EXTERNAL HIGH-PRESSURE PUMP	HPP0010
A4 Quattro	Direct Injection High Pressure Fuel Pump	2.0L	Base, Premium, Premium Plus	CPMA, Actual OE, EXTERNAL HIGH-PRESSURE PUMP	HPP0010
A4 Quattro	Direct Injection High Pressure Fuel Pump	2.0L	Sport	From 06/24/2016, Actual OE, EXTERNAL HIGH-PRESSURE PUMP	HPP0010
A4 Quattro	Mass Air Flow Sensor	3.0L	Elite, Sport	MEX, Actual OE	MAF0036
A4 Quattro	Mass Air Flow Sensor	2.0L	Base, Premium, Premium Plus, Sport	Actual OE	MAF0116
A5	ABS Wheel Speed Sensor	2.0L	Base, Cabriolet, Luxury	Front	ABS1439-HU

Vehicle	Part Type	Engine Size	Trim	Note(s)	Part Number
<b>2013 Audi (cont'd)</b>					
A5	ABS Wheel Speed Sensor	2.0L	Base, Cabriolet, Luxury	Rear	ABS1439-HU
A5	ABS Wheel Speed Sensor	2.0L	Base, Cabriolet, Luxury	Front	ABS1443-HU
A5	ABS Wheel Speed Sensor	2.0L	Base, Cabriolet, Luxury	Rear	ABS1443-HU
A5	Voltage Regulator	2.0L	Base, Cabriolet, Luxury	SPECIAL ORDER ONLY	ALR0413HU-D
A5	Engine Camshaft Position Sensor	2.0L	Base, Cabriolet, Luxury		CPS7386-HU
A5	Fuel Pump	1.8L, 2.0L	Base, Cabriolet, Luxury		FUP3058
A5	Direct Injection High Pressure Fuel Pump	2.0L	Base, Luxury	From 06/24/2016, Actual OE, EXTERNAL HIGH-PRESSURE PUMP	HPP0010
A5	Direct Injection High Pressure Fuel Pump	2.0L	Cabriolet	GAS, CAEB, Actual OE, EXTERNAL HIGH-PRESSURE PUMP	HPP0010
A5	Mass Air Flow Sensor	2.0L	Base, Cabriolet, Luxury	Actual OE	MAF0116
A5 Quattro	ABS Wheel Speed Sensor	2.0L	Base, Cabriolet, Premium, Premium Plus, S Line	Front	ABS1439-HU
A5 Quattro	ABS Wheel Speed Sensor	2.0L	Base, Cabriolet, Premium, Premium Plus, S Line	Rear	ABS1439-HU
A5 Quattro	ABS Wheel Speed Sensor	2.0L	Base, Cabriolet, Premium, Premium Plus, S Line	Front	ABS1443-HU
A5 Quattro	ABS Wheel Speed Sensor	2.0L	Base, Cabriolet, Premium, Premium Plus, S Line	Rear	ABS1443-HU
A5 Quattro	Voltage Regulator	2.0L	Base, Cabriolet, Premium, Premium Plus, S Line	SPECIAL ORDER ONLY	ALR0413HU-D
A5 Quattro	Engine Camshaft Position Sensor	2.0L	Base, Cabriolet, Premium, Premium Plus, S Line		CPS7386-HU
A5 Quattro	Fuel Pump	2.0L, 3.0L	Base, Cabriolet, Elite, Premium, Premium Plus, S Line		FUP3058
A5 Quattro	Direct Injection High Pressure Fuel Pump	2.0L	Base, Cabriolet, Premium, Premium Plus	CAEB, Actual OE, EXTERNAL HIGH-PRESSURE PUMP	HPP0010
A5 Quattro	Direct Injection High Pressure Fuel Pump	2.0L	Base, Cabriolet, Premium, Premium Plus	CPMA, Actual OE, EXTERNAL HIGH-PRESSURE PUMP	HPP0010
A5 Quattro	Mass Air Flow Sensor	2.0L	Base, Cabriolet, Premium, Premium Plus, S Line	Actual OE	MAF0116
A6	ABS Wheel Speed Sensor	2.0L	Luxury, Premium, Premium Plus, S Line	Front	ABS1439-HU

Vehicle	Part Type	Engine Size	Trim	Note(s)	Part Number
<b>2013 Audi (cont'd)</b>					
A6	ABS Wheel Speed Sensor	2.0L	Luxury, Premium, Premium Plus, S Line	Rear	ABS1439-HU
A6	ABS Wheel Speed Sensor	2.0L	Luxury, Premium, Premium Plus, S Line	Front	ABS1443-HU
A6	ABS Wheel Speed Sensor	2.0L	Luxury, Premium, Premium Plus, S Line	Rear	ABS1443-HU
A6	Engine Camshaft Position Sensor	2.0L	Luxury, Premium, Premium Plus, S Line		CPS7386-HU
A6	Fuel Pump	2.0L	Premium, Premium Plus		FUP3058
A6	Direct Injection High Pressure Fuel Pump	2.0L	Premium, Premium Plus	Actual OE, EXTERNAL HIGH-PRESSURE PUMP	HPP0010
A6	Direct Injection High Pressure Fuel Pump	2.0L	Luxury, S Line	From 06/24/2013, Actual OE, EXTERNAL HIGH-PRESSURE PUMP	HPP0010
A6	Direct Injection High Pressure Fuel Pump	2.8L	Elite, Luxury	From 06/24/2013, Actual OE, EXTERNAL HIGH-PRESSURE PUMP	HPP0011
A6	Mass Air Flow Sensor	2.0L	Luxury, Premium, Premium Plus, S Line	Actual OE	MAF0116
A6 Quattro	ABS Wheel Speed Sensor	2.0L, 3.0L	Base, Premium, Premium Plus, Prestige	Front	ABS1439-HU
A6 Quattro	ABS Wheel Speed Sensor	2.0L, 3.0L	Base, Premium, Premium Plus, Prestige	Rear	ABS1439-HU
A6 Quattro	ABS Wheel Speed Sensor	2.0L, 3.0L	Base, Premium, Premium Plus, Prestige	Front	ABS1443-HU
A6 Quattro	ABS Wheel Speed Sensor	2.0L, 3.0L	Base, Premium, Premium Plus, Prestige	Rear	ABS1443-HU
A6 Quattro	Engine Camshaft Position Sensor	2.0L, 3.0L	Base, Premium, Premium Plus, Prestige		CPS7386-HU
A6 Quattro	Direct Injection High Pressure Fuel Pump	2.0L	Base, Premium, Premium Plus	Actual OE, EXTERNAL HIGH-PRESSURE PUMP	HPP0010
A6 Quattro	Ignition Coil	2.0L, 3.0L	Base, Premium, Premium Plus, Prestige		IGC3831
A6 Quattro	Mass Air Flow Sensor	3.0L	Elite	DIESEL, Actual OE	MAF0030
A6 Quattro	Mass Air Flow Sensor	2.0L	Base, Premium, Premium Plus	Actual OE	MAF0116
A7 Quattro	ABS Wheel Speed Sensor	3.0L	Base	Front	ABS1439-HU
A7 Quattro	ABS Wheel Speed Sensor	3.0L	Base	Rear	ABS1439-HU
A7 Quattro	ABS Wheel Speed Sensor	3.0L	Base	Front	ABS1443-HU

Vehicle	Part Type	Engine Size	Trim	Note(s)	Part Number
<b>2013 Audi (cont'd)</b>					
A7 Quattro	ABS Wheel Speed Sensor	3.0L	Base	Rear	ABS1443-HU
A7 Quattro	Engine Camshaft Position Sensor	3.0L	Base		CPS7386-HU
A7 Quattro	Ignition Coil	3.0L	Base		IGC3831
A8 Quattro	ABS Wheel Speed Sensor	3.0L, 4.0L, 6.3L	Base, Elite, L, L Premium, L W12	Front	ABS1439-HU
A8 Quattro	ABS Wheel Speed Sensor	3.0L, 4.0L, 6.3L	Base, Elite, L, L Premium, L W12	Rear	ABS1439-HU
A8 Quattro	ABS Wheel Speed Sensor	3.0L, 4.0L, 6.3L	Base, Elite, L, L Premium, L W12	Front	ABS1443-HU
A8 Quattro	ABS Wheel Speed Sensor	3.0L, 4.0L, 6.3L	Base, Elite, L, L Premium, L W12	Rear	ABS1443-HU
A8 Quattro	Engine Camshaft Position Sensor	6.3L	L W12		CPS7385HU-D
A8 Quattro	Engine Camshaft Position Sensor	3.0L	Base, L		CPS7386-HU
A8 Quattro	Direct Injection High Pressure Fuel Pump	6.3L	L W12	CEJA, Actual OE, EXTERNAL HIGH-PRESSURE PUMP	HPP0017
A8 Quattro	Direct Injection High Pressure Fuel Pump	4.0L	Base, L	CEUA, Actual OE, EXTERNAL HIGH-PRESSURE PUMP	HPP0023
A8 Quattro	HVAC Blower Control Module	3.0L, 4.0L, 6.3L	Base, Elite, L, L Premium, L W12	SPECIAL ORDER ONLY	HVC2537HU-D
A8 Quattro	Ignition Coil	3.0L	Base, L		IGC3831
A8 Quattro	Alternator	6.3L	L W12	Actual OE; Water Cooled Alternator, Water Cooler Alternator	LR1190-944B-D
A8 Quattro	Alternator	4.0L	Base, L	Actual OE; Water Cooled Alternator, Water Cooler Alternator	LR1190-950E-D
allroad	ABS Wheel Speed Sensor	2.0L	Premium, Premium Plus, Prestige	Front	ABS1439-HU
allroad	ABS Wheel Speed Sensor	2.0L	Premium, Premium Plus, Prestige	Rear	ABS1439-HU
allroad	ABS Wheel Speed Sensor	2.0L	Premium, Premium Plus, Prestige	Front	ABS1443-HU
allroad	ABS Wheel Speed Sensor	2.0L	Premium, Premium Plus, Prestige	Rear	ABS1443-HU
allroad	Voltage Regulator	2.0L	Premium, Premium Plus, Prestige	140A BOSCH	ALR0400-HU
allroad	Voltage Regulator	2.0L	Premium, Premium Plus, Prestige	Note : For Alternator : 2,8, SPECIAL ORDER ONLY	ALR0412HU-D



Vehicle	Part Type	Engine Size	Trim	Note(s)	Part Number
<b>2013 Audi (cont'd)</b>					
allroad	Voltage Regulator	2.0L	Premium, Premium Plus, Prestige	Note : For Alternator : 10,12,14,17,18,19,20, SPECIAL ORDER ONLY	ALR0413HU-D
allroad	Engine Camshaft Position Sensor	2.0L	Premium, Premium Plus, Prestige		CPS7386-HU
allroad	Fuel Pump Driver Module	2.0L	Premium, Premium Plus, Prestige	PR-GP0, GP1	FPC2908-HU
allroad	Fuel Pump	2.0L	Premium, Premium Plus, Prestige		FUP3058
allroad	Direct Injection High Pressure Fuel Pump	2.0L	Premium, Premium Plus, Prestige	CPMA, Actual OE, EXTERNAL HIGH-PRESSURE PUMP	HPP0010
allroad	HVAC Blower Control Module	2.0L	Premium, Premium Plus, Prestige	SPECIAL ORDER ONLY	HVC2537HU-D
allroad	Mass Air Flow Sensor	2.0L	Premium, Premium Plus, Prestige	Actual OE	MAF0116
Q3	Fuel Pump	2.0L	Elite, Luxury, S, Trendy		FUP3058
Q5	ABS Wheel Speed Sensor	2.0L, 3.0L	Base, Elite, Hybrid, Hybrid Prestige, Luxury, Premium, Premium Plus, Prestige, Trendy	Front	ABS1439-HU
Q5	ABS Wheel Speed Sensor	2.0L, 3.0L	Base, Elite, Hybrid, Hybrid Prestige, Luxury, Premium, Premium Plus, Prestige, Trendy	Rear	ABS1439-HU
Q5	ABS Wheel Speed Sensor	2.0L, 3.0L	Base, Elite, Hybrid, Hybrid Prestige, Luxury, Premium, Premium Plus, Prestige, Trendy	Front	ABS1443-HU
Q5	ABS Wheel Speed Sensor	2.0L, 3.0L	Base, Elite, Hybrid, Hybrid Prestige, Luxury, Premium, Premium Plus, Prestige, Trendy	Rear	ABS1443-HU
Q5	Engine Camshaft Position Sensor	2.0L, 3.0L	Base, Elite, Hybrid, Hybrid Prestige, Luxury, Premium, Premium Plus, Prestige, Trendy		CPS7386-HU
Q5	Direct Injection High Pressure Fuel Pump	2.0L	Base, Elite, Hybrid, Hybrid Prestige, Luxury, Premium, Premium Plus, Trendy	Actual OE, EXTERNAL HIGH-PRESSURE PUMP	HPP0010
Q5	Ignition Coil	2.0L, 3.0L	Base, Elite, Hybrid, Hybrid Prestige, Luxury, Premium, Premium Plus, Prestige, Trendy		IGC3831
Q5	Mass Air Flow Sensor	3.0L	Elite, Luxury	DIESEL, Actual OE	MAF0030
Q5	Mass Air Flow Sensor	2.0L	Base, Hybrid, Hybrid Prestige, Premium, Premium Plus	Actual OE	MAF0116

Vehicle	Part Type	Engine Size	Trim	Note(s)	Part Number
<b>2013 Audi (cont'd)</b>					
Q5	Mass Air Flow Sensor	2.0L	Elite, Luxury, Trendy	GAS, Actual OE	MAF0116
Q7	ABS Wheel Speed Sensor	3.0L	Base, Elite, Luxury, Premium, Premium Plus, Prestige, S Line, Sport, TDI Premium, TDI Premium Plus, TDI Prestige	Front	ABS1444-HU
Q7	ABS Wheel Speed Sensor	3.0L	Base, Elite, Luxury, Premium, Premium Plus, Prestige, S Line, Sport, TDI Premium, TDI Premium Plus, TDI Prestige	Rear Left, SPECIAL ORDER ONLY	ABS1446HU-D
Q7	ABS Wheel Speed Sensor	3.0L	Base, Elite, Luxury, Premium, Premium Plus, Prestige, S Line, Sport, TDI Premium, TDI Premium Plus, TDI Prestige	Rear Right, SPECIAL ORDER ONLY	ABS1448HU-D
Q7	Engine Camshaft Position Sensor	3.0L	Base, Elite, Luxury, Premium, Premium Plus, Prestige, S Line, Sport, TDI Premium, TDI Premium Plus, TDI Prestige		CPS7386-HU
Q7	Diesel Glow Plug Relay	3.0L	Elite, Luxury, TDI Premium, TDI Premium Plus, TDI Prestige	DIESEL, CNRB, Sport Utility, SPECIAL ORDER ONLY	GLP2166-D
Q7	HVAC Blower Control Module	3.0L	Base, Elite, Luxury, Premium, Premium Plus, Prestige, S Line, Sport, TDI Premium, TDI Premium Plus, TDI Prestige		HVC2536-HU
Q7	Ignition Coil	3.0L	Base, Elite, Luxury, Premium, Premium Plus, Prestige, S Line, Sport		IGC3831
Q7	Mass Air Flow Sensor	3.0L	Elite, Luxury, TDI Premium, TDI Premium Plus, TDI Prestige	105mm, DIESEL, Actual OE	MAF0030
Q7	Manifold Absolute Pressure Sensor	3.0L	Elite, Luxury, TDI Premium, TDI Premium Plus, TDI Prestige		PRS8214-HU
RS5	ABS Wheel Speed Sensor	4.2L	Base	Front	ABS1439-HU
RS5	ABS Wheel Speed Sensor	4.2L	Base	Rear	ABS1439-HU
RS5	ABS Wheel Speed Sensor	4.2L	Base	Front	ABS1443-HU
RS5	ABS Wheel Speed Sensor	4.2L	Base	Rear	ABS1443-HU
RS5	Engine Camshaft Position Sensor	4.2L	Base		CPS7386-HU
RS5	Fuel Pump Driver Module	4.2L	Base	PR-GP0, GP1, Coupe	FPC2908-HU

Vehicle	Part Type	Engine Size	Trim	Note(s)	Part Number
<b>2013 Audi (cont'd)</b>					
RS5	Direct Injection High Pressure Fuel Pump	4.2L	Base	CFSA, Actual OE, EXTERNAL HIGH-PRESSURE PUMP	HPP0017
RS5	HVAC Blower Control Module	4.2L	Base	SPECIAL ORDER ONLY	HVC2537HU-D
S4	ABS Wheel Speed Sensor	3.0L	Base	Front	ABS1439-HU
S4	ABS Wheel Speed Sensor	3.0L	Base	Rear	ABS1439-HU
S4	ABS Wheel Speed Sensor	3.0L	Base	Front	ABS1443-HU
S4	ABS Wheel Speed Sensor	3.0L	Base	Rear	ABS1443-HU
S4	Voltage Regulator	3.0L	Base	SPECIAL ORDER ONLY	ALR0413HU-D
S4	Engine Camshaft Position Sensor	3.0L	Base	With PR Code T-C6	CPS7386-HU
S4	Fuel Pump	3.0L	Base		FUP3058
S4	Ignition Coil	3.0L	Base		IGC3831
S5	ABS Wheel Speed Sensor	3.0L	Base, Cabriolet	Front	ABS1439-HU
S5	ABS Wheel Speed Sensor	3.0L	Base, Cabriolet	Rear	ABS1439-HU
S5	ABS Wheel Speed Sensor	3.0L	Base, Cabriolet	Front	ABS1443-HU
S5	ABS Wheel Speed Sensor	3.0L	Base, Cabriolet	Rear	ABS1443-HU
S5	Voltage Regulator	3.0L	Base, Cabriolet	SPECIAL ORDER ONLY	ALR0413HU-D
S5	Engine Camshaft Position Sensor	3.0L	Base, Cabriolet	With PR Code T-C6, T-H1 or T-F1	CPS7386-HU
S5	Fuel Pump	3.0L	Base	GAS	FUP3058
S5	Fuel Pump	3.0L	Base, Cabriolet	GAS, CGXC	FUP3058
S5	Ignition Coil	3.0L	Base, Cabriolet		IGC3831
S6	ABS Wheel Speed Sensor	4.0L	Base	Front	ABS1439-HU
S6	ABS Wheel Speed Sensor	4.0L	Base	Rear	ABS1439-HU
S6	ABS Wheel Speed Sensor	4.0L	Base	Front	ABS1443-HU
S6	ABS Wheel Speed Sensor	4.0L	Base	Rear	ABS1443-HU
S6	Direct Injection High Pressure Fuel Pump	4.0L	Base	CEUC, Actual OE, EXTERNAL HIGH-PRESSURE PUMP	HPP0023

Vehicle	Part Type	Engine Size	Trim	Note(s)	Part Number
<b>2013 Audi (cont'd)</b>					
S6	Alternator	4.0L	Base	Actual OE; Water Cooled Alternator, Water Cooler Alternator	LR1190-950E-D
S7	ABS Wheel Speed Sensor	4.0L	Base	Front	ABS1439-HU
S7	ABS Wheel Speed Sensor	4.0L	Base	Rear	ABS1439-HU
S7	ABS Wheel Speed Sensor	4.0L	Base	Front	ABS1443-HU
S7	ABS Wheel Speed Sensor	4.0L	Base	Rear	ABS1443-HU
S7	Direct Injection High Pressure Fuel Pump	4.0L	Base	CEUC, Actual OE, EXTERNAL HIGH-PRESSURE PUMP	HPP0023
S7	Alternator	4.0L	Base	Actual OE; Water Cooled Alternator, Water Cooler Alternator	LR1190-950E-D
S8	ABS Wheel Speed Sensor	4.0L	Base	Front	ABS1439-HU
S8	ABS Wheel Speed Sensor	4.0L	Base	Rear	ABS1439-HU
S8	ABS Wheel Speed Sensor	4.0L	Base	Front	ABS1443-HU
S8	ABS Wheel Speed Sensor	4.0L	Base	Rear	ABS1443-HU
S8	Direct Injection High Pressure Fuel Pump	4.0L	Base	CGTA, Actual OE, EXTERNAL HIGH-PRESSURE PUMP	HPP0023
S8	HVAC Blower Control Module	4.0L	Base	SPECIAL ORDER ONLY	HVC2537HU-D
S8	Alternator	4.0L	Base	Actual OE; Water Cooled Alternator, Water Cooler Alternator	LR1190-950E-D
TT	Fuel Pump	2.0L	Base		FUP3058
TT	Direct Injection High Pressure Fuel Pump	2.0L	Base	From 06/24/2013, Actual OE, EXTERNAL HIGH-PRESSURE PUMP	HPP0010
TT	Mass Air Flow Sensor	2.0L	Base	MEX, Actual OE	MAF0052
TT	Mass Air Flow Sensor	1.8L	Base	GAS, Actual OE	MAF0116
TT Quattro	ABS Wheel Speed Sensor	2.0L	Base, Premium Plus, Prestige	Front Left	ABS1413

Vehicle	Part Type	Engine Size	Trim	Note(s)	Part Number
<b>2013 Audi (cont'd)</b>					
TT Quattro	ABS Wheel Speed Sensor	2.0L	Base, Premium Plus, Prestige	Rear Left	ABS1413
TT Quattro	ABS Wheel Speed Sensor	2.0L	Base, Premium Plus, Prestige	Front Right	ABS1414
TT Quattro	ABS Wheel Speed Sensor	2.0L	Base, Premium Plus, Prestige	Rear Right	ABS1414
TT Quattro	Voltage Regulator	2.0L	Base, Premium Plus, Prestige	140A BOSCH	ALR0400-HU
TT Quattro	Engine Camshaft Position Sensor	2.0L	Premium Plus, Prestige	CETA	CPS7386-HU
TT Quattro	Engine Crankshaft Position Sensor	2.0L	Base	CDMA	CPS8161HU-D
TT Quattro	Fuel Pump Driver Module	2.0L	Base, Premium Plus, Prestige	Standard equipment; Executive US equipment	FPC2921-HU
TT Quattro	Fuel Pump	2.0L	Base, Premium Plus, Prestige		FUP3058
TT Quattro	Direct Injection High Pressure Fuel Pump	2.0L	Base	CDMA, Actual OE, EXTERNAL HIGH-PRESSURE PUMP	HPP0004
TT Quattro	Direct Injection High Pressure Fuel Pump	2.0L	Premium Plus, Prestige	From 06/24/2013, CETA, Actual OE, EXTERNAL HIGH-PRESSURE PUMP	HPP0010
TT Quattro	HVAC Blower Control Module	2.0L	Base, Premium Plus, Prestige		HVC2536-HU
TT Quattro	Manifold Absolute Pressure Sensor	2.0L	Base	CDMA	PRS8214-HU
TT RS Quattro	ABS Wheel Speed Sensor	2.5L	Base	Front Left	ABS1413
TT RS Quattro	ABS Wheel Speed Sensor	2.5L	Base	Rear Left	ABS1413
TT RS Quattro	ABS Wheel Speed Sensor	2.5L	Base	Front Right	ABS1414
TT RS Quattro	ABS Wheel Speed Sensor	2.5L	Base	Rear Right, AWD	ABS1414
TT RS Quattro	ABS Wheel Speed Sensor	2.5L	Base	Rear Right, 4-Wheel ABS, AWD	ABS1416-HU
TT RS Quattro	Direct Injection High Pressure Fuel Pump	2.5L	Base	Actual OE, EXTERNAL HIGH-PRESSURE PUMP	HPP0016
TT RS Quattro	HVAC Blower Control Module	2.5L	Base		HVC2536-HU
TTS Quattro	Direct Injection High Pressure Fuel Pump	2.0L	Base	CDMA, Actual OE, EXTERNAL HIGH-PRESSURE PUMP	HPP0004

Vehicle	Part Type	Engine Size	Trim	Note(s)	Part Number
<b>2014 Audi</b>					
A1	Fuel Pump	1.4L	Cool, Ego, Envy, S Line, Sport		FUP3058
A4	ABS Wheel Speed Sensor	2.0L	Base, Luxury, Sport, Trendy, Trendy Plus	Front	ABS1439-HU
A4	ABS Wheel Speed Sensor	2.0L	Base, Luxury, Sport, Trendy, Trendy Plus	Rear	ABS1439-HU
A4	ABS Wheel Speed Sensor	2.0L	Base, Luxury, Sport, Trendy, Trendy Plus	Front	ABS1443-HU
A4	ABS Wheel Speed Sensor	2.0L	Base, Luxury, Sport, Trendy, Trendy Plus	Rear	ABS1443-HU
A4	Voltage Regulator	2.0L	Base, Luxury, Sport, Trendy, Trendy Plus	SPECIAL ORDER ONLY	ALR0413HU-D
A4	Engine Camshaft Position Sensor	2.0L	Base, Luxury, Sport, Trendy, Trendy Plus		CPS7386-HU
A4	Fuel Pump	2.0L	Base		FUP3058
A4	Direct Injection High Pressure Fuel Pump	2.0L	Sport, Trendy	CDNC, Actual OE, EXTERNAL HIGH-PRESSURE PUMP	HPP0010
A4	Direct Injection High Pressure Fuel Pump	2.0L	Base, Luxury, Trendy Plus	From 06/24/2013, Actual OE, EXTERNAL HIGH-PRESSURE PUMP	HPP0010
A4	Mass Air Flow Sensor	2.0L	Base, Luxury, Trendy, Trendy Plus	GAS, Actual OE	MAF0116
A4 allroad	ABS Wheel Speed Sensor	2.0L	Base	Front	ABS1439-HU
A4 allroad	ABS Wheel Speed Sensor	2.0L	Base	Rear	ABS1439-HU
A4 allroad	ABS Wheel Speed Sensor	2.0L	Base	Front	ABS1443-HU
A4 allroad	ABS Wheel Speed Sensor	2.0L	Base	Rear	ABS1443-HU
A4 allroad	Voltage Regulator	2.0L	Base	140A BOSCH	ALR0400-HU
A4 allroad	Voltage Regulator	2.0L	Base	Note : For Alternator : 2,8, SPECIAL ORDER ONLY	ALR0412HU-D
A4 allroad	Voltage Regulator	2.0L	Base	Note : For Alternator : 10,12,14,17,18, 19,20, SPECIAL ORDER ONLY	ALR0413HU-D
A4 allroad	Engine Camshaft Position Sensor	2.0L	Base		CPS7386-HU
A4 allroad	Fuel Pump Driver Module	2.0L	Base	PR-GP0, GP1	FPC2908-HU

Vehicle	Part Type	Engine Size	Trim	Note(s)	Part Number
<b>2014 Audi (cont'd)</b>					
A4 allroad	Direct Injection High Pressure Fuel Pump	2.0L	Base	CPMB, Actual OE, EXTERNAL HIGH-PRESSURE PUMP	HPP0010
A4 allroad	HVAC Blower Control Module	2.0L	Base	SPECIAL ORDER ONLY	HVC2537HU-D
A4 allroad	Mass Air Flow Sensor	2.0L	Base	Actual OE	MAF0116
A4 Quattro	ABS Wheel Speed Sensor	2.0L	Base, Sport	Front	ABS1439-HU
A4 Quattro	ABS Wheel Speed Sensor	2.0L	Base, Sport	Rear	ABS1439-HU
A4 Quattro	ABS Wheel Speed Sensor	2.0L	Base, Sport	Front	ABS1443-HU
A4 Quattro	ABS Wheel Speed Sensor	2.0L	Base, Sport	Rear	ABS1443-HU
A4 Quattro	Voltage Regulator	2.0L	Base, Sport	SPECIAL ORDER ONLY	ALR0413HU-D
A4 Quattro	Engine Camshaft Position Sensor	2.0L	Base, Sport		CPS7386-HU
A4 Quattro	Fuel Pump	3.0L	Elite, Sport		FUP3058
A4 Quattro	Direct Injection High Pressure Fuel Pump	2.0L	Base	Actual OE, EXTERNAL HIGH-PRESSURE PUMP	HPP0010
A4 Quattro	Direct Injection High Pressure Fuel Pump	2.0L	Sport	From 06/24/2016, Actual OE, EXTERNAL HIGH-PRESSURE PUMP	HPP0010
A4 Quattro	Mass Air Flow Sensor	2.0L	Base, Sport	Actual OE	MAF0116
A5	ABS Wheel Speed Sensor	2.0L	Base, Cabriolet, Luxury, Trendy	Front	ABS1439-HU
A5	ABS Wheel Speed Sensor	2.0L	Base, Cabriolet, Luxury, Trendy	Rear	ABS1439-HU
A5	ABS Wheel Speed Sensor	2.0L	Base, Cabriolet, Luxury, Trendy	Front	ABS1443-HU
A5	ABS Wheel Speed Sensor	2.0L	Base, Cabriolet, Luxury, Trendy	Rear	ABS1443-HU
A5	Voltage Regulator	2.0L	Base, Cabriolet, Luxury, Trendy	SPECIAL ORDER ONLY	ALR0413HU-D
A5	Engine Camshaft Position Sensor	2.0L	Base, Cabriolet, Luxury, Trendy		CPS7386-HU
A5	Fuel Pump	2.0L	Cabriolet	GAS, CAED	FUP3058
A5	Fuel Pump	1.8L	Base, Luxury	GAS, CJEB	FUP3058
A5	Direct Injection High Pressure Fuel Pump	2.0L	Base, Luxury, Trendy	From 06/24/2016, Actual OE, EXTERNAL HIGH-PRESSURE PUMP	HPP0010

Vehicle	Part Type	Engine Size	Trim	Note(s)	Part Number
<b>2014 Audi (cont'd)</b>					
A5	Direct Injection High Pressure Fuel Pump	2.0L	Cabriolet	GAS, CAED, Actual OE, EXTERNAL HIGH-PRESSURE PUMP	HPP0010
A5	Mass Air Flow Sensor	2.0L	Base, Cabriolet, Luxury, Trendy	Actual OE	MAF0116
A5 Quattro	ABS Wheel Speed Sensor	2.0L	Base, Cabriolet, S Line	Front	ABS1439-HU
A5 Quattro	ABS Wheel Speed Sensor	2.0L	Base, Cabriolet, S Line	Rear	ABS1439-HU
A5 Quattro	ABS Wheel Speed Sensor	2.0L	Base, Cabriolet, S Line	Front	ABS1443-HU
A5 Quattro	ABS Wheel Speed Sensor	2.0L	Base, Cabriolet, S Line	Rear	ABS1443-HU
A5 Quattro	Voltage Regulator	2.0L	Base, Cabriolet, S Line	SPECIAL ORDER ONLY	ALR0413HU-D
A5 Quattro	Engine Camshaft Position Sensor	2.0L	Base, Cabriolet, S Line		CPS7386-HU
A5 Quattro	Fuel Pump	3.0L	Elite, S Line		FUP3058
A5 Quattro	Direct Injection High Pressure Fuel Pump	2.0L	Base, Cabriolet	CAED, Actual OE, EXTERNAL HIGH-PRESSURE PUMP	HPP0010
A5 Quattro	Direct Injection High Pressure Fuel Pump	2.0L	S Line	CDNC, Actual OE, EXTERNAL HIGH-PRESSURE PUMP	HPP0010
A5 Quattro	Direct Injection High Pressure Fuel Pump	2.0L	Base, Cabriolet	CPMB, Actual OE, EXTERNAL HIGH-PRESSURE PUMP	HPP0010
A5 Quattro	Mass Air Flow Sensor	2.0L	Base, Cabriolet, S Line	Actual OE	MAF0116
A6	ABS Wheel Speed Sensor	2.0L	Elite, Luxury, Premium, Premium Plus, S Line	Front	ABS1439-HU
A6	ABS Wheel Speed Sensor	2.0L	Elite, Luxury, Premium, Premium Plus, S Line	Rear	ABS1439-HU
A6	ABS Wheel Speed Sensor	2.0L	Elite, Luxury, Premium, Premium Plus, S Line	Front	ABS1443-HU
A6	ABS Wheel Speed Sensor	2.0L	Elite, Luxury, Premium, Premium Plus, S Line	Rear	ABS1443-HU
A6	Engine Camshaft Position Sensor	2.0L	Elite, Luxury, Premium, Premium Plus, S Line		CPS7386-HU
A6	Fuel Pump	2.0L	Premium, Premium Plus		FUP3058
A6	Direct Injection High Pressure Fuel Pump	2.0L	Elite, Luxury, Premium, Premium Plus, S Line	From 06/24/2016, Actual OE, EXTERNAL HIGH-PRESSURE PUMP	HPP0010



Vehicle	Part Type	Engine Size	Trim	Note(s)	Part Number
<b>2014 Audi (cont'd)</b>					
A6	Mass Air Flow Sensor	2.0L	Elite, Luxury, Premium, Premium Plus, S Line	Actual OE	MAF0116
A6 Quattro	ABS Wheel Speed Sensor	2.0L, 3.0L	Base, Elite, Premium, Premium Plus, Prestige, TDI, TDI Premium Plus, TDI Prestige	Front	ABS1439-HU
A6 Quattro	ABS Wheel Speed Sensor	2.0L, 3.0L	Base, Elite, Premium, Premium Plus, Prestige, TDI, TDI Premium Plus, TDI Prestige	Rear	ABS1439-HU
A6 Quattro	ABS Wheel Speed Sensor	2.0L, 3.0L	Base, Elite, Premium, Premium Plus, Prestige, TDI, TDI Premium Plus, TDI Prestige	Front	ABS1443-HU
A6 Quattro	ABS Wheel Speed Sensor	2.0L, 3.0L	Base, Elite, Premium, Premium Plus, Prestige, TDI, TDI Premium Plus, TDI Prestige	Rear	ABS1443-HU
A6 Quattro	Engine Camshaft Position Sensor	2.0L, 3.0L	Base, Elite, Premium, Premium Plus, Prestige, TDI, TDI Premium Plus, TDI Prestige		CPS7386-HU
A6 Quattro	Diesel Glow Plug Relay	2.0L	Base, Premium, Premium Plus	GAS, CAED, Sedan, SPECIAL ORDER ONLY	GLP2129-D
A6 Quattro	Direct Injection High Pressure Fuel Pump	2.0L	Base, Premium, Premium Plus	From 06/24/2016, Actual OE, EXTERNAL HIGH-PRESSURE PUMP	HPP0010
A6 Quattro	Ignition Coil	3.0L	Base, Premium, Premium Plus, Prestige		IGC3831
A6 Quattro	Mass Air Flow Sensor	3.0L	Elite, TDI, TDI Premium Plus, TDI Prestige	DIESEL, Actual OE	MAF0030
A6 Quattro	Mass Air Flow Sensor	2.0L	Base, Premium, Premium Plus	CAED, Actual OE	MAF0116
A7 Quattro	ABS Wheel Speed Sensor	3.0L	Base, TDI, TDI Premium Plus, TDI Prestige	Front	ABS1439-HU
A7 Quattro	ABS Wheel Speed Sensor	3.0L	Base, TDI, TDI Premium Plus, TDI Prestige	Rear	ABS1439-HU
A7 Quattro	ABS Wheel Speed Sensor	3.0L	Base, TDI, TDI Premium Plus, TDI Prestige	Front	ABS1443-HU
A7 Quattro	ABS Wheel Speed Sensor	3.0L	Base, TDI, TDI Premium Plus, TDI Prestige	Rear	ABS1443-HU
A7 Quattro	Engine Camshaft Position Sensor	3.0L	Base, TDI, TDI Premium Plus, TDI Prestige		CPS7386-HU
A7 Quattro	Ignition Coil	3.0L	Base		IGC3831
allroad	ABS Wheel Speed Sensor	2.0L	Premium, Premium Plus, Prestige	Front	ABS1439-HU
allroad	ABS Wheel Speed Sensor	2.0L	Premium, Premium Plus, Prestige	Rear	ABS1439-HU

Vehicle	Part Type	Engine Size	Trim	Note(s)	Part Number
<b>2014 Audi (cont'd)</b>					
allroad	ABS Wheel Speed Sensor	2.0L	Premium, Premium Plus, Prestige	Front	ABS1443-HU
allroad	ABS Wheel Speed Sensor	2.0L	Premium, Premium Plus, Prestige	Rear	ABS1443-HU
allroad	Voltage Regulator	2.0L	Premium, Premium Plus, Prestige	140A BOSCH	ALR0400-HU
allroad	Voltage Regulator	2.0L	Premium, Premium Plus, Prestige	Note : For Alternator : 2,8, SPECIAL ORDER ONLY	ALR0412HU-D
allroad	Voltage Regulator	2.0L	Premium, Premium Plus, Prestige	Note : For Alternator : 10,12,14,17,18, 19,20, SPECIAL ORDER ONLY	ALR0413HU-D
allroad	Engine Camshaft Position Sensor	2.0L	Premium, Premium Plus, Prestige		CPS7386-HU
allroad	Fuel Pump Driver Module	2.0L	Premium, Premium Plus, Prestige	PR-GP0, GP1	FPC2908-HU
allroad	Direct Injection High Pressure Fuel Pump	2.0L	Premium, Premium Plus, Prestige	CPMB, Actual OE, EXTERNAL HIGH-PRESSURE PUMP	HPP0010
allroad	HVAC Blower Control Module	2.0L	Premium, Premium Plus, Prestige	SPECIAL ORDER ONLY	HVC2537HU-D
allroad	Mass Air Flow Sensor	2.0L	Premium, Premium Plus, Prestige	Actual OE	MAF0116
Q3	Fuel Pump	2.0L	Base, Elite, Luxury, S, Trendy		FUP3058
Q5	ABS Wheel Speed Sensor	2.0L, 3.0L	2.0T, 3.0T, Elite, Hybrid, Hybrid Prestige, Land of Quattro, Luxury, Premium, Premium Plus, Prestige, TDI, TDI Premium Plus, TDI Prestige, Trendy	Front	ABS1439-HU
Q5	ABS Wheel Speed Sensor	2.0L, 3.0L	2.0T, 3.0T, Elite, Hybrid, Hybrid Prestige, Land of Quattro, Luxury, Premium, Premium Plus, Prestige, TDI, TDI Premium Plus, TDI Prestige, Trendy	Rear	ABS1439-HU
Q5	ABS Wheel Speed Sensor	2.0L, 3.0L	2.0T, 3.0T, Elite, Hybrid, Hybrid Prestige, Land of Quattro, Luxury, Premium, Premium Plus, Prestige, TDI, TDI Premium Plus, TDI Prestige, Trendy	Front	ABS1443-HU
Q5	ABS Wheel Speed Sensor	2.0L, 3.0L	2.0T, 3.0T, Elite, Hybrid, Hybrid Prestige, Land of Quattro, Luxury, Premium, Premium Plus, Prestige, TDI, TDI Premium Plus, TDI Prestige, Trendy	Rear	ABS1443-HU

Vehicle	Part Type	Engine Size	Trim	Note(s)	Part Number
<b>2014 Audi (cont'd)</b>					
Q5	Engine Camshaft Position Sensor	2.0L, 3.0L	2.0T, 3.0T, Elite, Hybrid, Hybrid Prestige, Land of Quattro, Luxury, Premium, Premium Plus, Prestige, TDI, TDI Premium Plus, TDI Prestige, Trendy		CPS7386-HU
Q5	Diesel Glow Plug Relay	2.0L	Hybrid, Hybrid Prestige	ELECTRIC/GAS, CHJA, Sport Utility, SPECIAL ORDER ONLY	GLP2129-D
Q5	Diesel Glow Plug Relay	2.0L	2.0T, Premium, Premium Plus	FLEX, CPMB, Sport Utility, SPECIAL ORDER ONLY	GLP2129-D
Q5	Diesel Glow Plug Relay	2.0L	Elite, Luxury, Trendy	GAS, CNCB, Sport Utility, SPECIAL ORDER ONLY	GLP2129-D
Q5	Diesel Glow Plug Relay	2.0L	Land of Quattro	GAS, Sport Utility, SPECIAL ORDER ONLY	GLP2129-D
Q5	Direct Injection High Pressure Fuel Pump	2.0L	2.0T, Elite, Hybrid, Hybrid Prestige, Luxury, Premium, Premium Plus, Trendy	Actual OE, EXTERNAL HIGH-PRESSURE PUMP	HPP0010
Q5	Ignition Coil	2.0L, 3.0L	2.0T, 3.0T, Elite, Hybrid, Hybrid Prestige, Land of Quattro, Luxury, Premium, Premium Plus, Prestige, Trendy		IGC3831
Q5	Mass Air Flow Sensor	3.0L	Elite, TDI, TDI Premium Plus, TDI Prestige	DIESEL, Actual OE	MAF0030
Q5	Mass Air Flow Sensor	2.0L	Hybrid, Hybrid Prestige	CHJA, Actual OE	MAF0116
Q7	ABS Wheel Speed Sensor	3.0L	Base, Elite, Land of Quattro, Luxury, Premium, Premium Plus, Prestige, S Line, Sport, TDI, TDI Premium, TDI Premium Plus, TDI Prestige	Front	ABS1444-HU
Q7	ABS Wheel Speed Sensor	3.0L	Base, Elite, Land of Quattro, Luxury, Premium, Premium Plus, Prestige, S Line, Sport, TDI, TDI Premium, TDI Premium Plus, TDI Prestige	Rear Left, SPECIAL ORDER ONLY	ABS1446HU-D
Q7	ABS Wheel Speed Sensor	3.0L	Base, Elite, Land of Quattro, Luxury, Premium, Premium Plus, Prestige, S Line, Sport, TDI, TDI Premium, TDI Premium Plus, TDI Prestige	Rear Right, SPECIAL ORDER ONLY	ABS1448HU-D

Vehicle	Part Type	Engine Size	Trim	Note(s)	Part Number
<b>2014 Audi (cont'd)</b>					
Q7	Engine Camshaft Position Sensor	3.0L	Base, Elite, Land of Quattro, Luxury, Premium, Premium Plus, Prestige, S Line, Sport, TDI, TDI Premium, TDI Premium Plus, TDI Prestige		CPS7386-HU
Q7	Diesel Glow Plug Relay	3.0L	Elite, Land of Quattro, TDI, TDI Premium, TDI Premium Plus, TDI Prestige	DIESEL, CNRB, Sport Utility, SPECIAL ORDER ONLY	GLP2166-D
Q7	HVAC Blower Control Module	3.0L	Base, Elite, Land of Quattro, Luxury, Premium, Premium Plus, Prestige, S Line, Sport, TDI, TDI Premium, TDI Premium Plus, TDI Prestige		HVC2536-HU
Q7	Ignition Coil	3.0L	Base, Elite, Land of Quattro, Luxury, Premium, Premium Plus, Prestige, S Line, Sport		IGC3831
Q7	Mass Air Flow Sensor	3.0L	Elite, TDI, TDI Premium, TDI Premium Plus, TDI Prestige	105mm, DIESEL, Actual OE	MAF0030
Q7	Mass Air Flow Sensor	3.0L	Land of Quattro	DIESEL, Actual OE	MAF0030
Q7	Manifold Absolute Pressure Sensor	3.0L	Elite, Land of Quattro, TDI, TDI Premium, TDI Premium Plus, TDI Prestige		PRS8214-HU
R8	ABS Wheel Speed Sensor	4.2L, 5.2L	Base, Plus, Spyder	Front	ABS1439-HU
R8	ABS Wheel Speed Sensor	4.2L, 5.2L	Base, Plus, Spyder	Rear	ABS1439-HU
R8	ABS Wheel Speed Sensor	4.2L, 5.2L	Base, Plus, Spyder	Front	ABS1443-HU
R8	ABS Wheel Speed Sensor	4.2L, 5.2L	Base, Plus, Spyder	Rear	ABS1443-HU
R8	Engine Camshaft Position Sensor	4.2L, 5.2L	Base, Plus, Spyder		CPS7386-HU
R8	Direct Injection High Pressure Fuel Pump	4.2L	Base, Spyder	Left, Actual OE, EXTERNAL HIGH-PRESSURE PUMP	HPP0005
R8	Direct Injection High Pressure Fuel Pump	4.2L	Base, Spyder	Right, Actual OE, EXTERNAL HIGH-PRESSURE PUMP	HPP0006
R8	Direct Injection High Pressure Fuel Pump	5.2L	Base, Plus, Spyder	From 07/2013, Actual OE, EXTERNAL HIGH-PRESSURE PUMP	HPP0016

Vehicle	Part Type	Engine Size	Trim	Note(s)	Part Number
<b>2014 Audi (cont'd)</b>					
R8	HVAC Blower Control Module	4.2L, 5.2L	Base, Plus, Spyder	SPECIAL ORDER ONLY	HVC2539HU-D
R8	Ignition Coil	4.2L, 5.2L	Base, Plus, Spyder		IGC3831
R8	Mass Air Flow Sensor	5.2L	Base, Plus, Spyder	Actual OE	MAF0057
RS5	ABS Wheel Speed Sensor	4.2L	Base, Cabriolet	Front	ABS1439-HU
RS5	ABS Wheel Speed Sensor	4.2L	Base, Cabriolet	Rear	ABS1439-HU
RS5	ABS Wheel Speed Sensor	4.2L	Base, Cabriolet	Front	ABS1443-HU
RS5	ABS Wheel Speed Sensor	4.2L	Base, Cabriolet	Rear	ABS1443-HU
RS5	Engine Camshaft Position Sensor	4.2L	Base, Cabriolet		CPS7386-HU
RS5	Fuel Pump Driver Module	4.2L	Base	PR-GP0, GP1, Coupe	FPC2908-HU
RS5	Direct Injection High Pressure Fuel Pump	4.2L	Base, Cabriolet	CFSA, Actual OE, EXTERNAL HIGH-PRESSURE PUMP	HPP0017
RS5	HVAC Blower Control Module	4.2L	Base, Cabriolet	SPECIAL ORDER ONLY	HVC2537HU-D
RS7	ABS Wheel Speed Sensor	4.0L	Base	Front	ABS1439-HU
RS7	ABS Wheel Speed Sensor	4.0L	Base	Rear	ABS1439-HU
RS7	ABS Wheel Speed Sensor	4.0L	Base	Front	ABS1443-HU
RS7	ABS Wheel Speed Sensor	4.0L	Base	Rear	ABS1443-HU
RS7	Direct Injection High Pressure Fuel Pump	4.0L	Base	CRDB, Actual OE, EXTERNAL HIGH-PRESSURE PUMP	HPP0023
RS7	Alternator	4.0L	Base	Actual OE; Water Cooled Alternator, Water Cooler Alternator	LR1190-950E-D
S4	ABS Wheel Speed Sensor	3.0L	Base, Premium Plus, Prestige	Front	ABS1439-HU
S4	ABS Wheel Speed Sensor	3.0L	Base, Premium Plus, Prestige	Rear	ABS1439-HU
S4	ABS Wheel Speed Sensor	3.0L	Base, Premium Plus, Prestige	Front	ABS1443-HU
S4	ABS Wheel Speed Sensor	3.0L	Base, Premium Plus, Prestige	Rear	ABS1443-HU
S4	Voltage Regulator	3.0L	Base, Premium Plus, Prestige	SPECIAL ORDER ONLY	ALR0413HU-D

Vehicle	Part Type	Engine Size	Trim	Note(s)	Part Number
<b>2014 Audi (cont'd)</b>					
S4	Engine Camshaft Position Sensor	3.0L	Base, Premium Plus, Prestige	With PR Code T-C6	CPS7386-HU
S4	Fuel Pump	3.0L	Base, Premium Plus, Prestige		FUP3058
S4	Ignition Coil	3.0L	Base, Premium Plus, Prestige		IGC3831
S5	ABS Wheel Speed Sensor	3.0L	Base, Premium Plus, Prestige	Front	ABS1439-HU
S5	ABS Wheel Speed Sensor	3.0L	Base, Premium Plus, Prestige	Rear	ABS1439-HU
S5	ABS Wheel Speed Sensor	3.0L	Base, Premium Plus, Prestige	Front	ABS1443-HU
S5	ABS Wheel Speed Sensor	3.0L	Base, Premium Plus, Prestige	Rear	ABS1443-HU
S5	Voltage Regulator	3.0L	Base, Premium Plus, Prestige	SPECIAL ORDER ONLY	ALR0413HU-D
S5	Engine Camshaft Position Sensor	3.0L	Base, Premium Plus, Prestige	With PR Code T-C6, T-H1 or T-F1	CPS7386-HU
S5	Fuel Pump	3.0L	Base	GAS, CGWC	FUP3058
S5	Fuel Pump	3.0L	Base, Premium Plus, Prestige	GAS, CTUB	FUP3058
S5	Ignition Coil	3.0L	Base, Premium Plus, Prestige		IGC3831
S6	ABS Wheel Speed Sensor	4.0L	Base	Front	ABS1439-HU
S6	ABS Wheel Speed Sensor	4.0L	Base	Rear	ABS1439-HU
S6	ABS Wheel Speed Sensor	4.0L	Base	Front	ABS1443-HU
S6	ABS Wheel Speed Sensor	4.0L	Base	Rear	ABS1443-HU
S6	Direct Injection High Pressure Fuel Pump	4.0L	Base	CEUC, Actual OE, EXTERNAL HIGH-PRESSURE PUMP	HPP0023
S6	Alternator	4.0L	Base	Actual OE; Water Cooled Alternator, Water Cooler Alternator	LR1190-950E-D
S7	ABS Wheel Speed Sensor	4.0L	Base	Front	ABS1439-HU
S7	ABS Wheel Speed Sensor	4.0L	Base	Rear	ABS1439-HU
S7	ABS Wheel Speed Sensor	4.0L	Base	Front	ABS1443-HU
S7	ABS Wheel Speed Sensor	4.0L	Base	Rear	ABS1443-HU

Vehicle	Part Type	Engine Size	Trim	Note(s)	Part Number
<b>2014 Audi (cont'd)</b>					
S7	Direct Injection High Pressure Fuel Pump	4.0L	Base	CEUC, Actual OE, EXTERNAL HIGH-PRESSURE PUMP	HPP0023
S7	Alternator	4.0L	Base	Actual OE; Water Cooled Alternator, Water Cooler Alternator	LR1190-950E-D
S8	Direct Injection High Pressure Fuel Pump	4.0L	Base	CGTA, Actual OE, EXTERNAL HIGH-PRESSURE PUMP	HPP0023
SQ5	ABS Wheel Speed Sensor	3.0L	Premium Plus, Prestige, Progressiv, Technik	Front	ABS1439-HU
SQ5	ABS Wheel Speed Sensor	3.0L	Premium Plus, Prestige, Progressiv, Technik	Rear	ABS1439-HU
SQ5	ABS Wheel Speed Sensor	3.0L	Premium Plus, Prestige, Progressiv, Technik	Front	ABS1443-HU
SQ5	ABS Wheel Speed Sensor	3.0L	Premium Plus, Prestige, Progressiv, Technik	Rear	ABS1443-HU
SQ5	Engine Camshaft Position Sensor	3.0L	Premium Plus, Prestige, Progressiv, Technik		CPS7386-HU
SQ5	Ignition Coil	3.0L	Premium Plus, Prestige, Progressiv, Technik		IGC3831
TT	Fuel Pump	1.8L, 2.0L	Base		FUP3058
TT	Direct Injection High Pressure Fuel Pump	2.0L	Base	From 06/24/2016, Actual OE, EXTERNAL HIGH-PRESSURE PUMP	HPP0010
TT Quattro	ABS Wheel Speed Sensor	2.0L	Base, S Line	Front Left	ABS1413
TT Quattro	ABS Wheel Speed Sensor	2.0L	Base, S Line	Rear Left	ABS1413
TT Quattro	ABS Wheel Speed Sensor	2.0L	Base, S Line	Front Right	ABS1414
TT Quattro	ABS Wheel Speed Sensor	2.0L	Base, S Line	Rear Right	ABS1414
TT Quattro	Voltage Regulator	2.0L	S Line	140A BOSCH;Eng Des CDMA	ALR0400-HU
TT Quattro	Engine Camshaft Position Sensor	2.0L	Base	CETA	CPS7386-HU
TT Quattro	Fuel Pump Driver Module	2.0L	Base, S Line	Standard equipment; Executive US equipment	FPC2921-HU
TT Quattro	Fuel Pump	2.0L	Base		FUP3058
TT Quattro	Direct Injection High Pressure Fuel Pump	2.0L	Base	CETA, Actual OE, EXTERNAL HIGH-PRESSURE PUMP	HPP0010

Vehicle	Part Type	Engine Size	Trim	Note(s)	Part Number
<b>2014 Audi (cont'd)</b>					
TT Quattro	HVAC Blower Control Module	2.0L	Base, S Line		HVC2536-HU
TT RS Quattro	Direct Injection High Pressure Fuel Pump	2.5L	Base	Actual OE, EXTERNAL HIGH-PRESSURE PUMP	HPP0016
TTS Quattro	Direct Injection High Pressure Fuel Pump	2.0L	Base	CDMA, Actual OE, EXTERNAL HIGH-PRESSURE PUMP	HPP0004
<b>2015 Audi</b>					
A1	Fuel Pump	1.4L	Base, Cool, Ego, S Line		FUP3058
A3	ABS Wheel Speed Sensor	1.8L, 2.0L	Ambiente, Attraction, Komfort, Premium, Premium Plus, Prestige, Progressiv, S Line, TDI Komfort, TDI Premium, TDI Premium Plus, TDI Prestige, TDI Progressiv, TDI Technik, Technik	Front Left, SPECIAL ORDER ONLY	ABS1409HU-D
A3	ABS Wheel Speed Sensor	1.8L, 2.0L	Ambiente, Attraction, Komfort, Premium, Premium Plus, Prestige, Progressiv, S Line, TDI Komfort, TDI Premium, TDI Premium Plus, TDI Prestige, TDI Progressiv, TDI Technik, Technik	Front Right, SPECIAL ORDER ONLY	ABS1410HU-D
A3	ABS Wheel Speed Sensor	1.8L, 2.0L	Ambiente, Attraction, Komfort, Premium, Premium Plus, Prestige, Progressiv, S Line, TDI Komfort, TDI Premium, TDI Premium Plus, TDI Prestige, TDI Progressiv, TDI Technik, Technik	For vehicles W/ Cruise control system (CCS) electronic, Rear, SPECIAL ORDER ONLY	ABS1442HU-D
A3	Diesel Glow Plug Relay	2.0L	TDI Komfort, TDI Progressiv, TDI Technik	DIESEL, CRUA, Convertible, SPECIAL ORDER ONLY	GLP2149-D
A3	Diesel Glow Plug Relay	2.0L	TDI Komfort, TDI Premium, TDI Premium Plus, TDI Prestige, TDI Progressiv, TDI Technik	DIESEL, CRUA, Sedan, SPECIAL ORDER ONLY	GLP2149-D
A3	Direct Injection High Pressure Fuel Pump	1.4L	Ambiente	CMBA, Actual OE, EXTERNAL HIGH-PRESSURE PUMP	HPP0019
A3	Ignition Coil	1.8L	Ambiente, Attraction, Komfort, Premium, Premium Plus, Prestige, Progressiv, S Line, Technik	With Module	IGC4052HU-D



Vehicle	Part Type	Engine Size	Trim	Note(s)	Part Number
<b>2015 Audi (cont'd)</b>					
A3	Ignition Coil	1.8L	Ambiente, Attraction, Komfort, Premium, Premium Plus, Prestige, Progressiv, S Line, Technik	Coil only	IGC4072-D
A3 Quattro	ABS Wheel Speed Sensor	2.0L	Komfort, Premium, Premium Plus, Prestige, Progressiv, Technik	Front Left, SPECIAL ORDER ONLY	ABS1409HU-D
A3 Quattro	ABS Wheel Speed Sensor	2.0L	Komfort, Premium, Premium Plus, Prestige, Progressiv, Technik	Front Right, SPECIAL ORDER ONLY	ABS1410HU-D
A3 Quattro	ABS Wheel Speed Sensor	2.0L	Komfort, Premium, Premium Plus, Prestige, Progressiv, Technik	For vehicles W/ Cruise control system (CCS) electronic, Rear Left	ABS1413
A3 Quattro	ABS Wheel Speed Sensor	2.0L	Komfort, Premium, Premium Plus, Prestige, Progressiv, Technik	For vehicles W/ Cruise control system (CCS) electronic, Rear Right	ABS1414
A3 Quattro	ABS Wheel Speed Sensor	2.0L	Komfort, Premium, Premium Plus, Prestige, Progressiv, Technik	For vehicles W/ Adaptive Cruise Control, Rear Left, SPECIAL ORDER ONLY	ABS1446HU-D
A3 Quattro	ABS Wheel Speed Sensor	2.0L	Komfort, Premium, Premium Plus, Prestige, Progressiv, Technik	For vehicles W/ Adaptive Cruise Control, Rear Right, SPECIAL ORDER ONLY	ABS1448HU-D
A3 Quattro	Direct Injection High Pressure Fuel Pump	2.0L	Komfort, Premium, Premium Plus, Prestige, Progressiv, Technik	To 08/31/2015, CNTC, Actual OE, EXTERNAL HIGH-PRESSURE PUMP	HPP0018
A3 Quattro	Direct Injection High Pressure Fuel Pump	2.0L	Komfort, Premium, Premium Plus, Prestige, Progressiv, Technik	From 08/31/2015, CNTC, Actual OE, EXTERNAL HIGH-PRESSURE PUMP	HPP0025
A4	ABS Wheel Speed Sensor	2.0L	Komfort, Premium, Premium Plus, Prestige, Sport, Trendy	Front	ABS1439-HU
A4	ABS Wheel Speed Sensor	2.0L	Komfort, Premium, Premium Plus, Prestige, Sport, Trendy	Rear	ABS1439-HU
A4	ABS Wheel Speed Sensor	2.0L	Komfort, Premium, Premium Plus, Prestige, Sport, Trendy	Front	ABS1443-HU
A4	ABS Wheel Speed Sensor	2.0L	Komfort, Premium, Premium Plus, Prestige, Sport, Trendy	Rear	ABS1443-HU

Vehicle	Part Type	Engine Size	Trim	Note(s)	Part Number
<b>2015 Audi (cont'd)</b>					
A4	Voltage Regulator	2.0L	Komfort, Premium, Premium Plus, Prestige, Sport, Trendy	SPECIAL ORDER ONLY	ALR0413HU-D
A4	Engine Camshaft Position Sensor	2.0L	Komfort, Premium, Premium Plus, Prestige, Sport, Trendy		CPS7386-HU
A4	Fuel Pump	2.0L	Komfort, Premium, Premium Plus, Prestige		FUP3058
A4	Direct Injection High Pressure Fuel Pump	2.0L	Komfort, Premium, Premium Plus, Prestige	Actual OE, EXTERNAL HIGH-PRESSURE PUMP	HPP0010
A4	Mass Air Flow Sensor	2.0L	Komfort, Premium, Premium Plus, Prestige, Sport, Trendy	GAS, Actual OE	MAF0116
A4 allroad	ABS Wheel Speed Sensor	2.0L	Komfort, Progressiv, Technik	Front	ABS1439-HU
A4 allroad	ABS Wheel Speed Sensor	2.0L	Komfort, Progressiv, Technik	Rear	ABS1439-HU
A4 allroad	ABS Wheel Speed Sensor	2.0L	Komfort, Progressiv, Technik	Front	ABS1443-HU
A4 allroad	ABS Wheel Speed Sensor	2.0L	Komfort, Progressiv, Technik	Rear	ABS1443-HU
A4 allroad	Voltage Regulator	2.0L	Komfort, Progressiv, Technik	140A BOSCH	ALR0400-HU
A4 allroad	Voltage Regulator	2.0L	Komfort, Progressiv, Technik	Note : For Alternator : 2,8, SPECIAL ORDER ONLY	ALR0412HU-D
A4 allroad	Voltage Regulator	2.0L	Komfort, Progressiv, Technik	Note : For Alternator : 10,12,14,17,18, 19,20, SPECIAL ORDER ONLY	ALR0413HU-D
A4 allroad	Engine Camshaft Position Sensor	2.0L	Komfort, Progressiv, Technik		CPS7386-HU
A4 allroad	Fuel Pump Driver Module	2.0L	Komfort, Progressiv, Technik	PR-GP0, GP1	FPC2908-HU
A4 allroad	HVAC Blower Control Module	2.0L	Komfort, Progressiv, Technik	SPECIAL ORDER ONLY	HVC2537HU-D
A4 allroad	Mass Air Flow Sensor	2.0L	Komfort, Progressiv, Technik	Actual OE	MAF0116
A4 Quattro	ABS Wheel Speed Sensor	2.0L	Komfort, Luxury, Premium, Premium Plus, Prestige, Progressiv, Sport, Technik, Trendy Plus	Front	ABS1439-HU
A4 Quattro	ABS Wheel Speed Sensor	2.0L	Komfort, Luxury, Premium, Premium Plus, Prestige, Progressiv, Sport, Technik, Trendy Plus	Rear	ABS1439-HU

Vehicle	Part Type	Engine Size	Trim	Note(s)	Part Number
<b>2015 Audi (cont'd)</b>					
A4 Quattro	ABS Wheel Speed Sensor	2.0L	Komfort, Luxury, Premium, Premium Plus, Prestige, Progressiv, Sport, Technik, Trendy Plus	Front	ABS1443-HU
A4 Quattro	ABS Wheel Speed Sensor	2.0L	Komfort, Luxury, Premium, Premium Plus, Prestige, Progressiv, Sport, Technik, Trendy Plus	Rear	ABS1443-HU
A4 Quattro	Voltage Regulator	2.0L	Komfort, Luxury, Premium, Premium Plus, Prestige, Progressiv, Sport, Technik, Trendy Plus	SPECIAL ORDER ONLY	ALR0413HU-D
A4 Quattro	Engine Camshaft Position Sensor	2.0L	Komfort, Luxury, Premium, Premium Plus, Prestige, Progressiv, Sport, Technik, Trendy Plus		CPS7386-HU
A4 Quattro	Direct Injection High Pressure Fuel Pump	2.0L	Komfort, Premium, Premium Plus, Prestige, Progressiv, Technik	Actual OE, EXTERNAL HIGH-PRESSURE PUMP	HPP0010
A4 Quattro	Mass Air Flow Sensor	2.0L	Komfort, Luxury, Premium, Premium Plus, Prestige, Progressiv, Sport, Technik, Trendy Plus	Actual OE	MAF0116
A5	Fuel Pump	2.0L	Luxury, S Line, Trendy	GAS, CDNC	FUP3058
A5	Fuel Pump	1.8L	Luxury	GAS, CJEB	FUP3058
A5	Fuel Pump	3.0L	Elite, S Line	GAS, CMUA	FUP3058
A5	Direct Injection High Pressure Fuel Pump	2.0L	Luxury, S Line, Trendy	Actual OE, EXTERNAL HIGH-PRESSURE PUMP	HPP0010
A5 Quattro	ABS Wheel Speed Sensor	2.0L	Base, Cabriolet, Premium, Premium Plus, Prestige, S Line	Front	ABS1439-HU
A5 Quattro	ABS Wheel Speed Sensor	2.0L	Base, Cabriolet, Premium, Premium Plus, Prestige, S Line	Rear	ABS1439-HU
A5 Quattro	ABS Wheel Speed Sensor	2.0L	Base, Cabriolet, Premium, Premium Plus, Prestige, S Line	Front	ABS1443-HU
A5 Quattro	ABS Wheel Speed Sensor	2.0L	Base, Cabriolet, Premium, Premium Plus, Prestige, S Line	Rear	ABS1443-HU
A5 Quattro	Voltage Regulator	2.0L	Base, Cabriolet, Premium, Premium Plus, Prestige, S Line	SPECIAL ORDER ONLY	ALR0413HU-D
A5 Quattro	Engine Camshaft Position Sensor	2.0L	Base, Cabriolet, Premium, Premium Plus, Prestige, S Line		CPS7386-HU
A5 Quattro	Mass Air Flow Sensor	2.0L	Base, Cabriolet, Premium, Premium Plus, Prestige, S Line	Actual OE	MAF0116

Vehicle	Part Type	Engine Size	Trim	Note(s)	Part Number
<b>2015 Audi (cont'd)</b>					
A6	Direct Injection High Pressure Fuel Pump	2.0L	Premium, Premium Plus	Actual OE, EXTERNAL HIGH-PRESSURE PUMP	HPP0010
A6 Quattro	Diesel Glow Plug Relay	2.0L	Premium, Premium Plus, Progressiv, Technik	GAS, CAED, Sedan, SPECIAL ORDER ONLY	GLP2129-D
A6 Quattro	Direct Injection High Pressure Fuel Pump	2.0L	Premium Plus, Progressiv, Technik	Actual OE, EXTERNAL HIGH-PRESSURE PUMP	HPP0010
A8 Quattro	ABS Wheel Speed Sensor	3.0L, 4.0L, 6.3L	Base, L, L Premium, L TDI, L W12	Front	ABS1439-HU
A8 Quattro	ABS Wheel Speed Sensor	3.0L, 4.0L, 6.3L	Base, L, L Premium, L TDI, L W12	Rear	ABS1439-HU
A8 Quattro	ABS Wheel Speed Sensor	3.0L, 4.0L, 6.3L	Base, L, L Premium, L TDI, L W12	Front	ABS1443-HU
A8 Quattro	ABS Wheel Speed Sensor	3.0L, 4.0L, 6.3L	Base, L, L Premium, L TDI, L W12	Rear	ABS1443-HU
A8 Quattro	Engine Camshaft Position Sensor	6.3L	L W12		CPS7385HU-D
A8 Quattro	Engine Camshaft Position Sensor	3.0L	L TDI		CPS7386-HU
A8 Quattro	Direct Injection High Pressure Fuel Pump	4.0L	Base, L	Actual OE, EXTERNAL HIGH-PRESSURE PUMP	HPP0023
A8 Quattro	Direct Injection High Pressure Fuel Pump	3.0L	Base, L	CREC, Actual OE, EXTERNAL HIGH-PRESSURE PUMP	HPP0024
A8 Quattro	HVAC Blower Control Module	3.0L, 4.0L, 6.3L	Base, L, L Premium, L TDI, L W12	SPECIAL ORDER ONLY	HVC2537HU-D
A8 Quattro	Ignition Coil	3.0L	Base, L		IGC3831
A8 Quattro	Alternator	6.3L	L W12	Actual OE; Water Cooled Alternator, Water Cooler Alternator	LR1190-944B-D
A8 Quattro	Alternator	4.0L	Base, L	Actual OE; Water Cooled Alternator, Water Cooler Alternator	LR1190-950E-D
A8 Quattro	Alternator	3.0L	Base, L, L TDI	Actual OE; Water Cooled Alternator, Water Cooler Alternator	LR1190-956B-D
A8 Quattro	Mass Air Flow Sensor	3.0L	L TDI	DIESEL, Actual OE	MAF0057
A8 Quattro	Manifold Absolute Pressure Sensor	3.0L	L TDI		PRS8214-HU
allroad	ABS Wheel Speed Sensor	2.0L	Premium, Premium Plus, Prestige	Front	ABS1439-HU

Vehicle	Part Type	Engine Size	Trim	Note(s)	Part Number
<b>2015 Audi (cont'd)</b>					
allroad	ABS Wheel Speed Sensor	2.0L	Premium, Premium Plus, Prestige	Rear	ABS1439-HU
allroad	ABS Wheel Speed Sensor	2.0L	Premium, Premium Plus, Prestige	Front	ABS1443-HU
allroad	ABS Wheel Speed Sensor	2.0L	Premium, Premium Plus, Prestige	Rear	ABS1443-HU
allroad	Voltage Regulator	2.0L	Premium, Premium Plus, Prestige	140A BOSCH	ALR0400-HU
allroad	Voltage Regulator	2.0L	Premium, Premium Plus, Prestige	Note : For Alternator : 2,8, SPECIAL ORDER ONLY	ALR0412HU-D
allroad	Voltage Regulator	2.0L	Premium, Premium Plus, Prestige	Note : For Alternator : 10,12,14,17,18,19,20, SPECIAL ORDER ONLY	ALR0413HU-D
allroad	Engine Camshaft Position Sensor	2.0L	Premium, Premium Plus, Prestige		CPS7386-HU
allroad	Fuel Pump Driver Module	2.0L	Premium, Premium Plus, Prestige	PR-GP0, GP1	FPC2908-HU
allroad	HVAC Blower Control Module	2.0L	Premium, Premium Plus, Prestige	SPECIAL ORDER ONLY	HVC2537HU-D
allroad	Mass Air Flow Sensor	2.0L	Premium, Premium Plus, Prestige	Actual OE	MAF0116
Q3	ABS Wheel Speed Sensor	2.0L	Base, Elite, Luxury, Premium Plus, Prestige, Progressiv, S, Technik, Trendy	Front Left	ABS1413
Q3	ABS Wheel Speed Sensor	2.0L	Base, Elite, Luxury, Premium Plus, Prestige, Progressiv, S, Technik, Trendy	Front Right	ABS1414
Q3	ABS Wheel Speed Sensor	2.0L	Premium Plus, Prestige, Progressiv, Technik	PR-7X0; PR-7X1, Rear Left, 4-Wheel ABS, FWD	ABS1415-HU
Q3	ABS Wheel Speed Sensor	2.0L	Premium Plus, Prestige, Progressiv, Technik	PR-7X0; PR-7X1, Rear Right, 4-Wheel ABS, FWD	ABS1416-HU
Q3	ABS Wheel Speed Sensor	2.0L	Base, Elite, Luxury, S, Trendy	PR-7X4; PR-7X8; PR-8A3; PR-7X5, Rear	ABS1444-HU
Q3	ABS Wheel Speed Sensor	2.0L	Premium Plus, Prestige, Progressiv, Technik	PR-7X4; PR-7X8; PR-8A3; PR-7X5, Rear, 4-Wheel ABS, FWD	ABS1444-HU
Q3	ABS Wheel Speed Sensor	2.0L	Premium Plus, Prestige, Progressiv, Technik	PR-7X4; PR-7X8; PR-8A3; PR-7X5, Rear Left, 4-Wheel ABS, FWD, SPECIAL ORDER ONLY	ABS1445HU-D

Vehicle	Part Type	Engine Size	Trim	Note(s)	Part Number
<b>2015 Audi (cont'd)</b>					
Q3	ABS Wheel Speed Sensor	2.0L	Base, Elite, Luxury, S, Trendy	PR-7X4; PR-7X8; PR-8A3; PR-7X5, Rear Left, SPECIAL ORDER ONLY	ABS1445HU-D
Q3	Engine Camshaft Position Sensor	2.0L	Base, Elite, Luxury, Premium Plus, Prestige, Progressiv, S, Technik, Trendy		CPS7386-HU
Q3	Fuel Pump Driver Module	2.0L	Elite, Luxury, Premium Plus, Prestige, Progressiv, S, Technik, Trendy	For Vehicle With Activated carbon canister [1E1]	FPC2904-HU
Q3	Fuel Pump Driver Module	2.0L	Elite, Luxury, Premium Plus, Prestige, Progressiv, S, Technik, Trendy	For Vehicle With Activated charcoal canister acc. to ORVR and siphoning device for filling up [1E4]	FPC2923-HU
Q3	Fuel Pump	2.0L	Base, Premium Plus, Prestige, Progressiv, Technik		FUP3058
Q3	Direct Injection High Pressure Fuel Pump	2.0L	Premium Plus, Prestige, Progressiv, Technik	Actual OE, EXTERNAL HIGH-PRESSURE PUMP	HPP0010
Q3	HVAC Blower Control Module	2.0L	Base, Elite, Luxury, Premium Plus, Prestige, Progressiv, S, Technik, Trendy		HVC2536-HU
Q3	Mass Air Flow Sensor	2.0L	Elite, Luxury, Premium Plus, Prestige, Progressiv, S, Technik, Trendy	Actual OE	MAF0116
Q3 Quattro	ABS Wheel Speed Sensor	2.0L	Premium Plus, Prestige, Progressiv, Technik	For vehicles W/ Cruise control system (CCS) electronic, Rear Left	ABS1413
Q3 Quattro	ABS Wheel Speed Sensor	2.0L	Premium Plus, Prestige, Progressiv, Technik	Front Left	ABS1413
Q3 Quattro	ABS Wheel Speed Sensor	2.0L	Premium Plus, Prestige, Progressiv, Technik	For vehicles W/ Cruise control system (CCS) electronic, Rear Right	ABS1414
Q3 Quattro	ABS Wheel Speed Sensor	2.0L	Premium Plus, Prestige, Progressiv, Technik	Front Right	ABS1414
Q3 Quattro	ABS Wheel Speed Sensor	2.0L	Premium Plus, Prestige, Progressiv, Technik	For vehicles W/ Adaptive Cruise Control, Rear Left, SPECIAL ORDER ONLY	ABS1446HU-D

Vehicle	Part Type	Engine Size	Trim	Note(s)	Part Number
<b>2015 Audi (cont'd)</b>					
Q3 Quattro	ABS Wheel Speed Sensor	2.0L	Premium Plus, Prestige, Progressiv, Technik	For vehicles W/ Adaptive Cruise Control, Rear Right, SPECIAL ORDER ONLY	ABS1448HU-D
Q3 Quattro	Engine Camshaft Position Sensor	2.0L	Premium Plus, Prestige, Progressiv, Technik		CPS7386-HU
Q3 Quattro	Fuel Pump Driver Module	2.0L	Premium Plus, Prestige, Progressiv, Technik	For Vehicle With Activated carbon canister [1E1]	FPC2904-HU
Q3 Quattro	Fuel Pump Driver Module	2.0L	Premium Plus, Prestige, Progressiv, Technik	For Vehicle With Activated charcoal canister acc. to ORVR and siphoning device for filling up [1E4]	FPC2923-HU
Q3 Quattro	HVAC Blower Control Module	2.0L	Premium Plus, Prestige, Progressiv, Technik		HVC2536-HU
Q3 Quattro	Mass Air Flow Sensor	2.0L	Premium Plus, Prestige, Progressiv, Technik	Actual OE	MAF0116
Q5	ABS Wheel Speed Sensor	2.0L, 3.0L	Elite, Hybrid Prestige, Komfort, Luxury, Premium, Premium Plus, Prestige, Progressiv, TDI Premium Plus, TDI Prestige, Technik, Trendy	Front	ABS1439-HU
Q5	ABS Wheel Speed Sensor	2.0L, 3.0L	Elite, Hybrid Prestige, Komfort, Luxury, Premium, Premium Plus, Prestige, Progressiv, TDI Premium Plus, TDI Prestige, Technik, Trendy	Rear	ABS1439-HU
Q5	ABS Wheel Speed Sensor	2.0L, 3.0L	Elite, Hybrid Prestige, Komfort, Luxury, Premium, Premium Plus, Prestige, Progressiv, TDI Premium Plus, TDI Prestige, Technik, Trendy	Front	ABS1443-HU
Q5	ABS Wheel Speed Sensor	2.0L, 3.0L	Elite, Hybrid Prestige, Komfort, Luxury, Premium, Premium Plus, Prestige, Progressiv, TDI Premium Plus, TDI Prestige, Technik, Trendy	Rear	ABS1443-HU
Q5	Engine Camshaft Position Sensor	2.0L, 3.0L	Elite, Hybrid Prestige, Komfort, Luxury, Premium, Premium Plus, Prestige, Progressiv, TDI Premium Plus, TDI Prestige, Technik, Trendy		CPS7386-HU
Q5	Diesel Glow Plug Relay	2.0L	Hybrid Prestige	ELECTRIC/GAS, CHJA, Sport Utility, SPECIAL ORDER ONLY	GLP2129-D

Vehicle	Part Type	Engine Size	Trim	Note(s)	Part Number
<b>2015 Audi (cont'd)</b>					
Q5	Diesel Glow Plug Relay	2.0L	Premium, Premium Plus, Prestige	FLEX, CPMB, Sport Utility, SPECIAL ORDER ONLY	GLP2129-D
Q5	Diesel Glow Plug Relay	2.0L	Elite, Luxury, Trendy	GAS, CNCB, Sport Utility, SPECIAL ORDER ONLY	GLP2129-D
Q5	Direct Injection High Pressure Fuel Pump	2.0L	Hybrid Prestige, Premium, Premium Plus, Prestige	Actual OE, EXTERNAL HIGH-PRESSURE PUMP	HPP0010
Q5	Direct Injection High Pressure Fuel Pump	2.0L	Elite, Luxury, Trendy	CNCB, Actual OE, EXTERNAL HIGH-PRESSURE PUMP	HPP0018
Q5	Ignition Coil	2.0L, 3.0L	Elite, Hybrid Prestige, Komfort, Luxury, Premium, Premium Plus, Prestige, Progressiv, Technik, Trendy		IGC3831
Q5	Mass Air Flow Sensor	3.0L	Elite, Progressiv, TDI Premium Plus, TDI Prestige, Technik	DIESEL, Actual OE	MAF0030
Q5	Mass Air Flow Sensor	2.0L	Hybrid Prestige	CHJA, Actual OE	MAF0116
Q5	Mass Air Flow Sensor	2.0L	Premium, Premium Plus, Prestige	FLEX, CPMB, Actual OE	MAF0116
Q5	Mass Air Flow Sensor	2.0L	Elite, Luxury, Trendy	GAS, CNCB, Actual OE	MAF0116
Q7	ABS Wheel Speed Sensor	3.0L	Base, Elite, Luxury, Premium, Premium Plus, Prestige, Progressiv, S Line, Sport, TDI Premium, TDI Premium Plus, TDI Prestige, TDI Progressiv, TDI Vorsprung, Vorsprung	Front	ABS1444-HU
Q7	ABS Wheel Speed Sensor	3.0L	Base, Elite, Luxury, Premium, Premium Plus, Prestige, Progressiv, S Line, Sport, TDI Premium, TDI Premium Plus, TDI Prestige, TDI Progressiv, TDI Vorsprung, Vorsprung	Rear Left, SPECIAL ORDER ONLY	ABS1446HU-D
Q7	ABS Wheel Speed Sensor	3.0L	Base, Elite, Luxury, Premium, Premium Plus, Prestige, Progressiv, S Line, Sport, TDI Premium, TDI Premium Plus, TDI Prestige, TDI Progressiv, TDI Vorsprung, Vorsprung	Rear Right, SPECIAL ORDER ONLY	ABS1448HU-D



Vehicle	Part Type	Engine Size	Trim	Note(s)	Part Number
<b>2015 Audi (cont'd)</b>					
Q7	Engine Camshaft Position Sensor	3.0L	Base, Elite, Luxury, Premium, Premium Plus, Prestige, Progressiv, S Line, Sport, TDI Premium, TDI Premium Plus, TDI Prestige, TDI Progressiv, TDI Vorsprung, Vorsprung		CPS7386-HU
Q7	Diesel Glow Plug Relay	3.0L	Elite, TDI Premium, TDI Premium Plus, TDI Prestige, TDI Progressiv, TDI Vorsprung	DIESEL, CNRB, Sport Utility, SPECIAL ORDER ONLY	GLP2166-D
Q7	HVAC Blower Control Module	3.0L	Base, Elite, Luxury, Premium, Premium Plus, Prestige, Progressiv, S Line, Sport, TDI Premium, TDI Premium Plus, TDI Prestige, TDI Progressiv, TDI Vorsprung, Vorsprung		HVC2536-HU
Q7	Ignition Coil	3.0L	Base, Elite, Luxury, Premium, Premium Plus, Prestige, Progressiv, S Line, Sport, Vorsprung		IGC3831
Q7	Mass Air Flow Sensor	3.0L	Elite, TDI Premium, TDI Premium Plus, TDI Prestige, TDI Progressiv, TDI Vorsprung	105mm, DIESEL, Actual OE	MAF0030
Q7	Manifold Absolute Pressure Sensor	3.0L	Elite, TDI Premium, TDI Premium Plus, TDI Prestige, TDI Progressiv, TDI Vorsprung		PRS8214-HU
R8	ABS Wheel Speed Sensor	4.2L, 5.2L	Base, Plus, Spyder	Front	ABS1439-HU
R8	ABS Wheel Speed Sensor	4.2L, 5.2L	Base, Plus, Spyder	Rear	ABS1439-HU
R8	ABS Wheel Speed Sensor	4.2L, 5.2L	Base, Plus, Spyder	Front	ABS1443-HU
R8	ABS Wheel Speed Sensor	4.2L, 5.2L	Base, Plus, Spyder	Rear	ABS1443-HU
R8	Engine Camshaft Position Sensor	4.2L, 5.2L	Base, Plus, Spyder		CPS7386-HU
R8	Direct Injection High Pressure Fuel Pump	4.2L	Base, Spyder	Left, Actual OE, EXTERNAL HIGH-PRESSURE PUMP	HPP0005
R8	Direct Injection High Pressure Fuel Pump	4.2L	Base, Spyder	Right, Actual OE, EXTERNAL HIGH-PRESSURE PUMP	HPP0006
R8	Direct Injection High Pressure Fuel Pump	5.2L	Base, Plus, Spyder	From 07/2013, Actual OE, EXTERNAL HIGH-PRESSURE PUMP	HPP0016

Vehicle	Part Type	Engine Size	Trim	Note(s)	Part Number
<b>2015 Audi (cont'd)</b>					
R8	HVAC Blower Control Module	4.2L, 5.2L	Base, Plus, Spyder	SPECIAL ORDER ONLY	HVC2539HU-D
R8	Ignition Coil	4.2L, 5.2L	Base, Plus, Spyder		IGC3831
R8	Mass Air Flow Sensor	5.2L	Base, Plus, Spyder	Actual OE	MAF0057
RS5	ABS Wheel Speed Sensor	4.2L	Base, Cabriolet	Front	ABS1439-HU
RS5	ABS Wheel Speed Sensor	4.2L	Base, Cabriolet	Rear	ABS1439-HU
RS5	ABS Wheel Speed Sensor	4.2L	Base, Cabriolet	Front	ABS1443-HU
RS5	ABS Wheel Speed Sensor	4.2L	Base, Cabriolet	Rear	ABS1443-HU
RS5	Engine Camshaft Position Sensor	4.2L	Base, Cabriolet		CPS7386-HU
RS5	Fuel Pump Driver Module	4.2L	Base	PR-GP0, GP1, Coupe	FPC2908-HU
RS5	Direct Injection High Pressure Fuel Pump	4.2L	Base, Cabriolet	CFSA, Actual OE, EXTERNAL HIGH-PRESSURE PUMP	HPP0017
RS5	HVAC Blower Control Module	4.2L	Base, Cabriolet	SPECIAL ORDER ONLY	HVC2537HU-D
RS7	ABS Wheel Speed Sensor	4.0L	Base	Front	ABS1439-HU
RS7	ABS Wheel Speed Sensor	4.0L	Base	Rear	ABS1439-HU
RS7	ABS Wheel Speed Sensor	4.0L	Base	Front	ABS1443-HU
RS7	ABS Wheel Speed Sensor	4.0L	Base	Rear	ABS1443-HU
RS7	Direct Injection High Pressure Fuel Pump	4.0L	Base	Actual OE, EXTERNAL HIGH-PRESSURE PUMP	HPP0023
RS7	Alternator	4.0L	Base	Actual OE; Water Cooled Alternator, Water Cooler Alternator	LR1190-950E-D
S3	ABS Wheel Speed Sensor	2.0L	Base, Premium Plus, Prestige, Progressiv, Technik	Front Left, SPECIAL ORDER ONLY	ABS1409HU-D
S3	ABS Wheel Speed Sensor	2.0L	Base, Premium Plus, Prestige, Progressiv, Technik	Front Right, SPECIAL ORDER ONLY	ABS1410HU-D
S3	ABS Wheel Speed Sensor	2.0L	Base, Premium Plus, Prestige, Progressiv, Technik	For vehicles W/ Cruise control system (CCS) electronic, Rear Left	ABS1413

Vehicle	Part Type	Engine Size	Trim	Note(s)	Part Number
<b>2015 Audi (cont'd)</b>					
S3	ABS Wheel Speed Sensor	2.0L	Base, Premium Plus, Prestige, Progressiv, Technik	For vehicles W/ Cruise control system (CCS) electronic, Rear Right	ABS1414
S3	ABS Wheel Speed Sensor	2.0L	Base, Premium Plus, Prestige, Progressiv, Technik	For vehicles W/ Adaptive Cruise Control, Rear Left, SPECIAL ORDER ONLY	ABS1446HU-D
S3	ABS Wheel Speed Sensor	2.0L	Base, Premium Plus, Prestige, Progressiv, Technik	For vehicles W/ Adaptive Cruise Control, Rear Right, SPECIAL ORDER ONLY	ABS1448HU-D
S3	Direct Injection High Pressure Fuel Pump	2.0L	Base	CJXC, Actual OE, EXTERNAL HIGH-PRESSURE PUMP	HPP0018
S3	Direct Injection High Pressure Fuel Pump	2.0L	Premium Plus, Prestige, Progressiv, Technik	To 08/31/2015, CYFB, Actual OE, EXTERNAL HIGH-PRESSURE PUMP	HPP0018
S3	Direct Injection High Pressure Fuel Pump	2.0L	Premium Plus, Prestige, Progressiv, Technik	From 08/31/2015, CYFB, Actual OE, EXTERNAL HIGH-PRESSURE PUMP	HPP0025
S4	ABS Wheel Speed Sensor	3.0L	Premium Plus, Prestige, Progressiv, Technik	Front	ABS1439-HU
S4	ABS Wheel Speed Sensor	3.0L	Premium Plus, Prestige, Progressiv, Technik	Rear	ABS1439-HU
S4	ABS Wheel Speed Sensor	3.0L	Premium Plus, Prestige, Progressiv, Technik	Front	ABS1443-HU
S4	ABS Wheel Speed Sensor	3.0L	Premium Plus, Prestige, Progressiv, Technik	Rear	ABS1443-HU
S4	Voltage Regulator	3.0L	Premium Plus, Prestige, Progressiv, Technik	SPECIAL ORDER ONLY	ALR0413HU-D
S4	Engine Camshaft Position Sensor	3.0L	Premium Plus, Prestige, Progressiv, Technik	With PR Code T-C6	CPS7386-HU
S4	Fuel Pump	3.0L	Base, Premium Plus, Prestige, Progressiv, Technik		FUP3058
S4	Ignition Coil	3.0L	Premium Plus, Prestige, Progressiv, Technik		IGC3831
S5	ABS Wheel Speed Sensor	3.0L	Premium Plus, Prestige, Progressiv, Technik	Front	ABS1439-HU
S5	ABS Wheel Speed Sensor	3.0L	Premium Plus, Prestige, Progressiv, Technik	Rear	ABS1439-HU
S5	ABS Wheel Speed Sensor	3.0L	Premium Plus, Prestige, Progressiv, Technik	Front	ABS1443-HU

Vehicle	Part Type	Engine Size	Trim	Note(s)	Part Number
<b>2015 Audi (cont'd)</b>					
S5	ABS Wheel Speed Sensor	3.0L	Premium Plus, Prestige, Progressiv, Technik	Rear	ABS1443-HU
S5	Voltage Regulator	3.0L	Premium Plus, Prestige, Progressiv, Technik	SPECIAL ORDER ONLY	ALR0413HU-D
S5	Engine Camshaft Position Sensor	3.0L	Premium Plus, Prestige, Progressiv, Technik	With PR Code T-C6, T-H1 or T-F1	CPS7386-HU
S5	Fuel Pump	3.0L	Base	GAS, CGWC	FUP3058
S5	Fuel Pump	3.0L	Premium Plus, Prestige, Progressiv, Technik	GAS, CTUB	FUP3058
S5	Ignition Coil	3.0L	Premium Plus, Prestige, Progressiv, Technik		IGC3831
S8	ABS Wheel Speed Sensor	4.0L	Base	Front	ABS1439-HU
S8	ABS Wheel Speed Sensor	4.0L	Base	Rear	ABS1439-HU
S8	ABS Wheel Speed Sensor	4.0L	Base	Front	ABS1443-HU
S8	ABS Wheel Speed Sensor	4.0L	Base	Rear	ABS1443-HU
S8	HVAC Blower Control Module	4.0L	Base	SPECIAL ORDER ONLY	HVC2537HU-D
S8	Alternator	4.0L	Base	Actual OE; Water Cooled Alternator, Water Cooler Alternator	LR1190-950E-D
SQ5	ABS Wheel Speed Sensor	3.0L	Premium Plus, Prestige, Progressiv, Technik	Front	ABS1439-HU
SQ5	ABS Wheel Speed Sensor	3.0L	Premium Plus, Prestige, Progressiv, Technik	Rear	ABS1439-HU
SQ5	ABS Wheel Speed Sensor	3.0L	Premium Plus, Prestige, Progressiv, Technik	Front	ABS1443-HU
SQ5	ABS Wheel Speed Sensor	3.0L	Premium Plus, Prestige, Progressiv, Technik	Rear	ABS1443-HU
SQ5	Engine Camshaft Position Sensor	3.0L	Premium Plus, Prestige, Progressiv, Technik		CPS7386-HU
SQ5	Ignition Coil	3.0L	Premium Plus, Prestige, Progressiv, Technik		IGC3831
TT Quattro	Direct Injection High Pressure Fuel Pump	2.0L	Base	CETA, Actual OE, EXTERNAL HIGH-PRESSURE PUMP	HPP0004
TTS Quattro	Direct Injection High Pressure Fuel Pump	2.0L	Base	CDMA, Actual OE, EXTERNAL HIGH-PRESSURE PUMP	HPP0004

Vehicle	Part Type	Engine Size	Trim	Note(s)	Part Number
<b>2016 Audi</b>					
A3	ABS Wheel Speed Sensor	1.8L, 2.0L	Ambiente, Attraction, Attraction Plus, Komfort, Premium, Premium Plus, Prestige, Progressiv, S Line, TDI Komfort, TDI Premium, TDI Premium Plus, TDI Prestige, TDI Progressiv, TDI Technik, Technik	Front Left, SPECIAL ORDER ONLY	ABS1409HU-D
A3	ABS Wheel Speed Sensor	1.8L, 2.0L	Ambiente, Attraction, Attraction Plus, Komfort, Premium, Premium Plus, Prestige, Progressiv, S Line, TDI Komfort, TDI Premium, TDI Premium Plus, TDI Prestige, TDI Progressiv, TDI Technik, Technik	Front Right, SPECIAL ORDER ONLY	ABS1410HU-D
A3	ABS Wheel Speed Sensor	1.8L, 2.0L	Ambiente, Attraction, Attraction Plus, Komfort, Premium, Premium Plus, Prestige, Progressiv, S Line, TDI Komfort, TDI Premium, TDI Premium Plus, TDI Prestige, TDI Progressiv, TDI Technik, Technik	For vehicles W/ Cruise control system (CCS) electronic, Rear, SPECIAL ORDER ONLY	ABS1442HU-D
A3	Diesel Glow Plug Relay	2.0L	TDI Komfort, TDI Progressiv, TDI Technik	DIESEL, DEJA, Convertible, SPECIAL ORDER ONLY	GLP2149-D
A3	Diesel Glow Plug Relay	2.0L	TDI Komfort, TDI Premium, TDI Premium Plus, TDI Prestige, TDI Progressiv, TDI Technik	DIESEL, DEJA, Sedan, SPECIAL ORDER ONLY	GLP2149-D
A3	Ignition Coil	1.8L	Ambiente, Attraction, Attraction Plus, Komfort, Premium, Premium Plus, Prestige, Progressiv, S Line, Technik	With Module	IGC4052HU-D
A3	Ignition Coil	1.8L	Ambiente, Attraction, Attraction Plus, Komfort, Premium, Premium Plus, Prestige, Progressiv, S Line, Technik	Coil only	IGC4072-D
A3 Quattro	ABS Wheel Speed Sensor	2.0L	Komfort, Premium, Premium Plus, Prestige, Technik	Front Left, SPECIAL ORDER ONLY	ABS1409HU-D
A3 Quattro	ABS Wheel Speed Sensor	2.0L	Komfort, Premium, Premium Plus, Prestige, Technik	Front Right, SPECIAL ORDER ONLY	ABS1410HU-D

Vehicle	Part Type	Engine Size	Trim	Note(s)	Part Number
<b>2016 Audi (cont'd)</b>					
A3 Quattro	ABS Wheel Speed Sensor	2.0L	Komfort, Premium, Premium Plus, Prestige, Technik	For vehicles W/ Cruise control system (CCS) electronic, Rear Left	ABS1413
A3 Quattro	ABS Wheel Speed Sensor	2.0L	Komfort, Premium, Premium Plus, Prestige, Technik	For vehicles W/ Cruise control system (CCS) electronic, Rear Right	ABS1414
A3 Quattro	ABS Wheel Speed Sensor	2.0L	Komfort, Premium, Premium Plus, Prestige, Technik	For vehicles W/ Adaptive Cruise Control, Rear Left, SPECIAL ORDER ONLY	ABS1446HU-D
A3 Quattro	ABS Wheel Speed Sensor	2.0L	Komfort, Premium, Premium Plus, Prestige, Technik	For vehicles W/ Adaptive Cruise Control, Rear Right, SPECIAL ORDER ONLY	ABS1448HU-D
A3 Quattro	Direct Injection High Pressure Fuel Pump	2.0L	Komfort, Premium, Premium Plus, Prestige, Technik	CNTC, Actual OE, EXTERNAL HIGH-PRESSURE PUMP	HPP0025
A3 Sportback e-tron	ABS Wheel Speed Sensor	1.4L	Premium, Premium Plus, Prestige, Progressiv, Technik, Ultra	Front Left, SPECIAL ORDER ONLY	ABS1409HU-D
A3 Sportback e-tron	ABS Wheel Speed Sensor	1.4L	Premium, Premium Plus, Prestige, Progressiv, Technik, Ultra	Front Right, SPECIAL ORDER ONLY	ABS1410HU-D
A3 Sportback e-tron	ABS Wheel Speed Sensor	1.4L	Premium, Premium Plus, Prestige, Progressiv, Technik, Ultra	For vehicles W/ Cruise control system (CCS) electronic, Rear, SPECIAL ORDER ONLY	ABS1442HU-D
A3 Sportback e-tron	Ignition Coil	1.4L	Premium, Premium Plus, Prestige, Progressiv, Technik, Ultra		IGC3894-D
A4	Engine Camshaft Position Sensor	2.0L	Komfort, Premium, Premium Plus, Sport, Trendy		CPS7386-HU
A4	Fuel Pump	2.0L	Komfort, Premium, Premium Plus		FUP3058
A4 allroad	ABS Wheel Speed Sensor	2.0L	Komfort, Progressiv, Technik	Front	ABS1439-HU
A4 allroad	ABS Wheel Speed Sensor	2.0L	Komfort, Progressiv, Technik	Rear	ABS1439-HU
A4 allroad	ABS Wheel Speed Sensor	2.0L	Komfort, Progressiv, Technik	Front	ABS1443-HU
A4 allroad	ABS Wheel Speed Sensor	2.0L	Komfort, Progressiv, Technik	Rear	ABS1443-HU

Vehicle	Part Type	Engine Size	Trim	Note(s)	Part Number
<b>2016 Audi (cont'd)</b>					
A4 allroad	Voltage Regulator	2.0L	Komfort, Progressiv, Technik	Note : For Alternator : 2,8, SPECIAL ORDER ONLY	ALR0412HU-D
A4 allroad	Voltage Regulator	2.0L	Komfort, Progressiv, Technik	Note : For Alternator : 10,12,14,17,18,19,20, SPECIAL ORDER ONLY	ALR0413HU-D
A4 allroad	Engine Camshaft Position Sensor	2.0L	Komfort, Progressiv, Technik		CPS7386-HU
A4 allroad	Fuel Pump Driver Module	2.0L	Komfort, Progressiv, Technik	PR-GP0, GP1	FPC2908-HU
A4 allroad	HVAC Blower Control Module	2.0L	Komfort, Progressiv, Technik	SPECIAL ORDER ONLY	HVC2537HU-D
A4 allroad	Mass Air Flow Sensor	2.0L	Komfort, Progressiv, Technik	Actual OE	MAF0116
A4 Quattro	Engine Camshaft Position Sensor	2.0L	Komfort, Luxury, Premium, Premium Plus, Progressiv, Sport, Technik, Trendy Plus		CPS7386-HU
A5	Fuel Pump	2.0L	Luxury, S Line, Trendy	GAS, CDNC	FUP3058
A5	Fuel Pump	1.8L	Luxury	GAS, CJEB	FUP3058
A5	Fuel Pump	3.0L	Elite, S Line	GAS, CMUA	FUP3058
A5 Quattro	ABS Wheel Speed Sensor	2.0L	Komfort, Premium, Premium Plus, Progressiv, Technik	Front	ABS1439-HU
A5 Quattro	ABS Wheel Speed Sensor	2.0L	Komfort, Premium, Premium Plus, Progressiv, Technik	Rear	ABS1439-HU
A5 Quattro	ABS Wheel Speed Sensor	2.0L	Komfort, Premium, Premium Plus, Progressiv, Technik	Front	ABS1443-HU
A5 Quattro	ABS Wheel Speed Sensor	2.0L	Komfort, Premium, Premium Plus, Progressiv, Technik	Rear	ABS1443-HU
A5 Quattro	Voltage Regulator	2.0L	Komfort, Premium, Premium Plus, Progressiv, Technik	SPECIAL ORDER ONLY	ALR0413HU-D
A5 Quattro	Engine Camshaft Position Sensor	2.0L	Komfort, Premium, Premium Plus, Progressiv, Technik		CPS7386-HU
A5 Quattro	Mass Air Flow Sensor	2.0L	Komfort, Premium, Premium Plus, Progressiv, Technik	Actual OE	MAF0116
A6	ABS Wheel Speed Sensor	2.0L	Elite, Premium, Premium Plus, S Line	Front	ABS1439-HU
A6	ABS Wheel Speed Sensor	2.0L	Elite, Premium, Premium Plus, S Line	Rear	ABS1439-HU
A6	ABS Wheel Speed Sensor	2.0L	Elite, Premium, Premium Plus, S Line	Front	ABS1443-HU

Vehicle	Part Type	Engine Size	Trim	Note(s)	Part Number
<b>2016 Audi (cont'd)</b>					
A6	ABS Wheel Speed Sensor	2.0L	Elite, Premium, Premium Plus, S Line	Rear	ABS1443-HU
A6	Fuel Pump	2.0L	Premium, Premium Plus		FUP3058
A6	Direct Injection High Pressure Fuel Pump	2.0L	Premium, Premium Plus	CYNB, Actual OE, EXTERNAL HIGH-PRESSURE PUMP	HPP0018
A6	Ignition Coil	2.0L	Elite, Premium, Premium Plus, S Line		IGC4072-D
A6 Quattro	ABS Wheel Speed Sensor	2.0L, 3.0L	Premium Plus, Prestige, Progressiv, TDI Premium Plus, TDI Prestige, TDI Progressiv, TDI Technik, Technik	Front	ABS1439-HU
A6 Quattro	ABS Wheel Speed Sensor	2.0L, 3.0L	Premium Plus, Prestige, Progressiv, TDI Premium Plus, TDI Prestige, TDI Progressiv, TDI Technik, Technik	Rear	ABS1439-HU
A6 Quattro	ABS Wheel Speed Sensor	2.0L, 3.0L	Premium Plus, Prestige, Progressiv, TDI Premium Plus, TDI Prestige, TDI Progressiv, TDI Technik, Technik	Front	ABS1443-HU
A6 Quattro	ABS Wheel Speed Sensor	2.0L, 3.0L	Premium Plus, Prestige, Progressiv, TDI Premium Plus, TDI Prestige, TDI Progressiv, TDI Technik, Technik	Rear	ABS1443-HU
A6 Quattro	Engine Camshaft Position Sensor	3.0L	TDI Premium Plus, TDI Prestige, TDI Progressiv, TDI Technik		CPS7386-HU
A6 Quattro	Diesel Glow Plug Relay	2.0L	Premium Plus, Progressiv, Technik	GAS, CYNB, Sedan, SPECIAL ORDER ONLY	GLP2129-D
A6 Quattro	Direct Injection High Pressure Fuel Pump	2.0L	Premium Plus, Progressiv, Technik	CYNB, Actual OE, EXTERNAL HIGH-PRESSURE PUMP	HPP0018
A6 Quattro	Ignition Coil	3.0L	Premium Plus, Prestige, Progressiv, Technik		IGC3831
A6 Quattro	Ignition Coil	2.0L	Premium Plus, Progressiv, Technik		IGC4072-D
A6 Quattro	Mass Air Flow Sensor	3.0L	TDI Premium Plus, TDI Prestige, TDI Progressiv, TDI Technik	DIESEL, Actual OE	MAF0030
A7 Quattro	ABS Wheel Speed Sensor	3.0L	Premium Plus, Prestige, Progressiv, TDI Premium Plus, TDI Prestige, TDI Progressiv, TDI Technik, Technik	Front	ABS1439-HU



Vehicle	Part Type	Engine Size	Trim	Note(s)	Part Number
<b>2016 Audi (cont'd)</b>					
A7 Quattro	ABS Wheel Speed Sensor	3.0L	Premium Plus, Prestige, Progressiv, TDI Premium Plus, TDI Prestige, TDI Progressiv, TDI Technik, Technik	Rear	ABS1439-HU
A7 Quattro	ABS Wheel Speed Sensor	3.0L	Premium Plus, Prestige, Progressiv, TDI Premium Plus, TDI Prestige, TDI Progressiv, TDI Technik, Technik	Front	ABS1443-HU
A7 Quattro	ABS Wheel Speed Sensor	3.0L	Premium Plus, Prestige, Progressiv, TDI Premium Plus, TDI Prestige, TDI Progressiv, TDI Technik, Technik	Rear	ABS1443-HU
A7 Quattro	Engine Camshaft Position Sensor	3.0L	Premium Plus, Prestige, Progressiv, TDI Premium Plus, TDI Prestige, TDI Progressiv, TDI Technik, Technik		CPS7386-HU
A7 Quattro	Direct Injection High Pressure Fuel Pump	3.0L	Premium Plus, Prestige, Progressiv, Technik	From 11/26/2016, Actual OE, EXTERNAL HIGH-PRESSURE PUMP	HPP0024
A7 Quattro	Ignition Coil	3.0L	Premium Plus, Prestige, Progressiv, Technik		IGC3831
A7 Quattro	Mass Air Flow Sensor	3.0L	TDI Premium Plus, TDI Prestige, TDI Progressiv, TDI Technik	Actual OE	MAF0030
A8 Quattro	ABS Wheel Speed Sensor	3.0L, 4.0L, 6.3L	Base, L, L TDI, L W12, TDI	Front	ABS1439-HU
A8 Quattro	ABS Wheel Speed Sensor	3.0L, 4.0L, 6.3L	Base, L, L TDI, L W12, TDI	Rear	ABS1439-HU
A8 Quattro	ABS Wheel Speed Sensor	3.0L, 4.0L, 6.3L	Base, L, L TDI, L W12, TDI	Front	ABS1443-HU
A8 Quattro	ABS Wheel Speed Sensor	3.0L, 4.0L, 6.3L	Base, L, L TDI, L W12, TDI	Rear	ABS1443-HU
A8 Quattro	Engine Camshaft Position Sensor	6.3L	L W12		CPS7385HU-D
A8 Quattro	Engine Camshaft Position Sensor	3.0L	L TDI, TDI		CPS7386-HU
A8 Quattro	Direct Injection High Pressure Fuel Pump	4.0L	L	CTGF, Actual OE, EXTERNAL HIGH-PRESSURE PUMP	HPP0023
A8 Quattro	Direct Injection High Pressure Fuel Pump	3.0L	Base, L	From 11/21/2016, Actual OE, EXTERNAL HIGH-PRESSURE PUMP	HPP0024
A8 Quattro	HVAC Blower Control Module	3.0L, 4.0L, 6.3L	Base, L, L TDI, L W12, TDI	SPECIAL ORDER ONLY	HVC2537HU-D

Vehicle	Part Type	Engine Size	Trim	Note(s)	Part Number
<b>2016 Audi (cont'd)</b>					
A8 Quattro	Ignition Coil	3.0L	Base, L		IGC3831
A8 Quattro	Alternator	6.3L	L W12	Actual OE; Water Cooled Alternator, Water Cooler Alternator	LR1190-944B-D
A8 Quattro	Alternator	4.0L	L	Actual OE; Water Cooled Alternator, Water Cooler Alternator	LR1190-950E-D
A8 Quattro	Alternator	3.0L	Base, L, L TDI, TDI	Actual OE; Water Cooled Alternator, Water Cooler Alternator	LR1190-956B-D
A8 Quattro	Mass Air Flow Sensor	3.0L	L TDI, TDI	DIESEL, Actual OE	MAF0057
A8 Quattro	Manifold Absolute Pressure Sensor	3.0L	L TDI, TDI		PRS8214-HU
allroad	ABS Wheel Speed Sensor	2.0L	Premium, Premium Plus	Front	ABS1439-HU
allroad	ABS Wheel Speed Sensor	2.0L	Premium, Premium Plus	Rear	ABS1439-HU
allroad	ABS Wheel Speed Sensor	2.0L	Premium, Premium Plus	Front	ABS1443-HU
allroad	ABS Wheel Speed Sensor	2.0L	Premium, Premium Plus	Rear	ABS1443-HU
allroad	Voltage Regulator	2.0L	Premium, Premium Plus	140A BOSCH	ALR0400-HU
allroad	Voltage Regulator	2.0L	Premium, Premium Plus	Note : For Alternator : 2,8, SPECIAL ORDER ONLY	ALR0412HU-D
allroad	Voltage Regulator	2.0L	Premium, Premium Plus	Note : For Alternator : 10,12,14,17,18, 19,20, SPECIAL ORDER ONLY	ALR0413HU-D
allroad	Engine Camshaft Position Sensor	2.0L	Premium, Premium Plus		CPS7386-HU
allroad	Fuel Pump Driver Module	2.0L	Premium, Premium Plus	PR-GP0, GP1	FPC2908-HU
allroad	HVAC Blower Control Module	2.0L	Premium, Premium Plus	SPECIAL ORDER ONLY	HVC2537HU-D
allroad	Mass Air Flow Sensor	2.0L	Premium, Premium Plus	Actual OE	MAF0116
Q3	ABS Wheel Speed Sensor	2.0L	Elite, Komfort, Luxury, Premium Plus, Prestige, Progressiv, S Line, Technik	Front Left	ABS1413
Q3	ABS Wheel Speed Sensor	2.0L	Elite, Komfort, Luxury, Premium Plus, Prestige, Progressiv, S Line, Technik	Front Right	ABS1414

Vehicle	Part Type	Engine Size	Trim	Note(s)	Part Number
<b>2016 Audi (cont'd)</b>					
Q3	ABS Wheel Speed Sensor	2.0L	Komfort, Premium Plus, Prestige, Progressiv, Technik	PR-7X0; PR-7X1, Rear Left, 4-Wheel ABS, FWD	ABS1415-HU
Q3	ABS Wheel Speed Sensor	2.0L	Komfort, Premium Plus, Prestige, Progressiv, Technik	PR-7X0; PR-7X1, Rear Right, 4-Wheel ABS, FWD	ABS1416-HU
Q3	ABS Wheel Speed Sensor	2.0L	Elite, Luxury, S Line	PR-7X4; PR-7X8; PR-8A3; PR-7X5, Rear	ABS1444-HU
Q3	ABS Wheel Speed Sensor	2.0L	Komfort, Premium Plus, Prestige, Progressiv, Technik	PR-7X4; PR-7X8; PR-8A3; PR-7X5, Rear, 4-Wheel ABS, FWD	ABS1444-HU
Q3	ABS Wheel Speed Sensor	2.0L	Komfort, Premium Plus, Prestige, Progressiv, Technik	PR-7X4; PR-7X8; PR-8A3; PR-7X5, Rear Left, 4-Wheel ABS, FWD, SPECIAL ORDER ONLY	ABS1445HU-D
Q3	ABS Wheel Speed Sensor	2.0L	Elite, Luxury, S Line	PR-7X4; PR-7X8; PR-8A3; PR-7X5, Rear Left, SPECIAL ORDER ONLY	ABS1445HU-D
Q3	Fuel Pump Driver Module	2.0L	Elite, Komfort, Luxury, Premium Plus, Prestige, Progressiv, S Line, Technik	For Vehicle With Activated carbon canister [1E1]	FPC2904-HU
Q3	Fuel Pump Driver Module	2.0L	Elite, Komfort, Luxury, Premium Plus, Prestige, Progressiv, S Line, Technik	For Vehicle With Activated charcoal canister acc. to ORVR and siphoning device for filling up [1E4]	FPC2923-HU
Q3	Fuel Pump	1.4L	Luxury, S Line		FUP3058
Q3	HVAC Blower Control Module	2.0L	Elite, Komfort, Luxury, Premium Plus, Prestige, Progressiv, S Line, Technik		HVC2536-HU
Q3	Mass Air Flow Sensor	2.0L	Elite, Komfort, Luxury, Premium Plus, Prestige, Progressiv, S Line, Technik	Actual OE	MAF0116
Q3 Quattro	ABS Wheel Speed Sensor	2.0L	Komfort, Premium Plus, Prestige, Progressiv, Technik	For vehicles W/ Cruise control system (CCS) electronic, Rear Left	ABS1413
Q3 Quattro	ABS Wheel Speed Sensor	2.0L	Komfort, Premium Plus, Prestige, Progressiv, Technik	Front Left	ABS1413
Q3 Quattro	ABS Wheel Speed Sensor	2.0L	Komfort, Premium Plus, Prestige, Progressiv, Technik	For vehicles W/ Cruise control system (CCS) electronic, Rear Right	ABS1414

Vehicle	Part Type	Engine Size	Trim	Note(s)	Part Number
<b>2016 Audi (cont'd)</b>					
Q3 Quattro	ABS Wheel Speed Sensor	2.0L	Komfort, Premium Plus, Prestige, Progressiv, Technik	Front Right	ABS1414
Q3 Quattro	ABS Wheel Speed Sensor	2.0L	Komfort, Premium Plus, Prestige, Progressiv, Technik	For vehicles W/ Adaptive Cruise Control, Rear Left, SPECIAL ORDER ONLY	ABS1446HU-D
Q3 Quattro	ABS Wheel Speed Sensor	2.0L	Komfort, Premium Plus, Prestige, Progressiv, Technik	For vehicles W/ Adaptive Cruise Control, Rear Right, SPECIAL ORDER ONLY	ABS1448HU-D
Q3 Quattro	Fuel Pump Driver Module	2.0L	Komfort, Premium Plus, Prestige, Progressiv, Technik	For Vehicle With Activated carbon canister [1E1]	FPC2904-HU
Q3 Quattro	Fuel Pump Driver Module	2.0L	Komfort, Premium Plus, Prestige, Progressiv, Technik	For Vehicle With Activated charcoal canister acc. to ORVR and siphoning device for filling up [1E4]	FPC2923-HU
Q3 Quattro	HVAC Blower Control Module	2.0L	Komfort, Premium Plus, Prestige, Progressiv, Technik		HVC2536-HU
Q3 Quattro	Mass Air Flow Sensor	2.0L	Komfort, Premium Plus, Prestige, Progressiv, Technik	Actual OE	MAF0116
Q5	ABS Wheel Speed Sensor	2.0L, 3.0L	Elite, Hybrid, Hybrid Prestige, Komfort, Luxury, Premium, Premium Plus, Prestige, Progressiv, TDI Premium Plus, TDI Premium Plus S-Line, TDI Prestige, TDI Prestige S-Line, TDI Progressiv, TDI Technik, Technik, Trendy	Front	ABS1439-HU
Q5	ABS Wheel Speed Sensor	2.0L, 3.0L	Elite, Hybrid, Hybrid Prestige, Komfort, Luxury, Premium, Premium Plus, Prestige, Progressiv, TDI Premium Plus, TDI Premium Plus S-Line, TDI Prestige, TDI Prestige S-Line, TDI Progressiv, TDI Technik, Technik, Trendy	Rear	ABS1439-HU
Q5	ABS Wheel Speed Sensor	2.0L, 3.0L	Elite, Hybrid, Hybrid Prestige, Komfort, Luxury, Premium, Premium Plus, Prestige, Progressiv, TDI Premium Plus, TDI Premium Plus S-Line, TDI Prestige, TDI Prestige S-Line, TDI Progressiv, TDI Technik, Technik, Trendy	Front	ABS1443-HU

Vehicle	Part Type	Engine Size	Trim	Note(s)	Part Number
<b>2016 Audi (cont'd)</b>					
Q5	ABS Wheel Speed Sensor	2.0L, 3.0L	Elite, Hybrid, Hybrid Prestige, Komfort, Luxury, Premium, Premium Plus, Prestige, Progressiv, TDI Premium Plus, TDI Premium Plus S-Line, TDI Prestige, TDI Prestige S-Line, TDI Progressiv, TDI Technik, Technik, Trendy	Rear	ABS1443-HU
Q5	Engine Camshaft Position Sensor	2.0L, 3.0L	Elite, Hybrid, Hybrid Prestige, Komfort, Luxury, Premium, Premium Plus, Prestige, Progressiv, TDI Premium Plus, TDI Premium Plus S-Line, TDI Prestige, TDI Prestige S-Line, TDI Progressiv, TDI Technik, Technik, Trendy		CPS7386-HU
Q5	Diesel Glow Plug Relay	2.0L	Hybrid, Hybrid Prestige	ELECTRIC/GAS, CHJA, Sport Utility, SPECIAL ORDER ONLY	GLP2129-D
Q5	Diesel Glow Plug Relay	2.0L	Komfort, Premium, Premium Plus, Progressiv, Technik	FLEX, CPMB, Sport Utility, SPECIAL ORDER ONLY	GLP2129-D
Q5	Diesel Glow Plug Relay	2.0L	Elite, Luxury, Trendy	GAS, CNCB, Sport Utility, SPECIAL ORDER ONLY	GLP2129-D
Q5	Direct Injection High Pressure Fuel Pump	2.0L	Elite, Luxury, Trendy	CNCB, Actual OE, EXTERNAL HIGH-PRESSURE PUMP	HPP0018
Q5	Ignition Coil	2.0L, 3.0L	Elite, Hybrid, Hybrid Prestige, Komfort, Luxury, Premium, Premium Plus, Prestige, Progressiv, Technik, Trendy		IGC3831
Q5	Mass Air Flow Sensor	3.0L	Elite, TDI Premium Plus, TDI Premium Plus S-Line, TDI Prestige, TDI Prestige S-Line, TDI Progressiv, TDI Technik	DIESEL, Actual OE	MAF0030
Q5	Mass Air Flow Sensor	2.0L	Hybrid, Hybrid Prestige, Komfort, Premium, Premium Plus, Progressiv, Technik	Actual OE	MAF0116
Q5	Mass Air Flow Sensor	2.0L	Elite, Luxury, Trendy	GAS, Actual OE	MAF0116
Q7	Mass Air Flow Sensor	3.0L	Elite	105mm, DIESEL, Actual OE	MAF0030
R8	Mass Air Flow Sensor	5.2L	Base	Actual OE	MAF0057

Vehicle	Part Type	Engine Size	Trim	Note(s)	Part Number
<b>2016 Audi (cont'd)</b>					
RS5	Direct Injection High Pressure Fuel Pump	4.2L	Base	CFSA, Actual OE, EXTERNAL HIGH-PRESSURE PUMP	HPP0017
RS7	ABS Wheel Speed Sensor	4.0L	Base, Performance, Progressiv	Front	ABS1439-HU
RS7	ABS Wheel Speed Sensor	4.0L	Base, Performance, Progressiv	Rear	ABS1439-HU
RS7	ABS Wheel Speed Sensor	4.0L	Base, Performance, Progressiv	Front	ABS1443-HU
RS7	ABS Wheel Speed Sensor	4.0L	Base, Performance, Progressiv	Rear	ABS1443-HU
RS7	Direct Injection High Pressure Fuel Pump	4.0L	Base, Performance, Progressiv	Actual OE, EXTERNAL HIGH-PRESSURE PUMP	HPP0023
RS7	Alternator	4.0L	Base, Performance, Progressiv	Actual OE; Water Cooled Alternator, Water Cooler Alternator	LR1190-950E-D
S3	ABS Wheel Speed Sensor	2.0L	Base, Premium Plus, Prestige, Progressiv, Technik	Front Left, SPECIAL ORDER ONLY	ABS1409HU-D
S3	ABS Wheel Speed Sensor	2.0L	Base, Premium Plus, Prestige, Progressiv, Technik	Front Right, SPECIAL ORDER ONLY	ABS1410HU-D
S3	ABS Wheel Speed Sensor	2.0L	Base, Premium Plus, Prestige, Progressiv, Technik	For vehicles W/ Cruise control system (CCS) electronic, Rear Left	ABS1413
S3	ABS Wheel Speed Sensor	2.0L	Base, Premium Plus, Prestige, Progressiv, Technik	For vehicles W/ Cruise control system (CCS) electronic, Rear Right	ABS1414
S3	ABS Wheel Speed Sensor	2.0L	Base, Premium Plus, Prestige, Progressiv, Technik	For vehicles W/ Adaptive Cruise Control, Rear Left, SPECIAL ORDER ONLY	ABS1446HU-D
S3	ABS Wheel Speed Sensor	2.0L	Base, Premium Plus, Prestige, Progressiv, Technik	For vehicles W/ Adaptive Cruise Control, Rear Right, SPECIAL ORDER ONLY	ABS1448HU-D
S3	Direct Injection High Pressure Fuel Pump	2.0L	Base	CJXC, Actual OE, EXTERNAL HIGH-PRESSURE PUMP	HPP0018

Vehicle	Part Type	Engine Size	Trim	Note(s)	Part Number
<b>2016 Audi (cont'd)</b>					
S3	Direct Injection High Pressure Fuel Pump	2.0L	Premium Plus, Prestige, Progressiv, Technik	CYFB, Actual OE, EXTERNAL HIGH-PRESSURE PUMP	HPP0025
S4	Engine Camshaft Position Sensor	3.0L	Premium Plus, Prestige, Progressiv, Technik	With PR Code T-C6	CPS7386-HU
S4	Ignition Coil	3.0L	Premium Plus, Prestige, Progressiv, Technik		IGC3831
S5	ABS Wheel Speed Sensor	3.0L	Premium Plus, Prestige, Progressiv, Technik	Front	ABS1439-HU
S5	ABS Wheel Speed Sensor	3.0L	Premium Plus, Prestige, Progressiv, Technik	Rear	ABS1439-HU
S5	ABS Wheel Speed Sensor	3.0L	Premium Plus, Prestige, Progressiv, Technik	Front	ABS1443-HU
S5	ABS Wheel Speed Sensor	3.0L	Premium Plus, Prestige, Progressiv, Technik	Rear	ABS1443-HU
S5	Voltage Regulator	3.0L	Premium Plus, Prestige, Progressiv, Technik	SPECIAL ORDER ONLY	ALR0413HU-D
S5	Engine Camshaft Position Sensor	3.0L	Premium Plus, Prestige, Progressiv, Technik	With PR Code T-C6, T-H1 or T-F1	CPS7386-HU
S5	Fuel Pump	3.0L	Base	GAS, CGWC	FUP3058
S5	Fuel Pump	3.0L	Premium Plus, Prestige, Progressiv, Technik	GAS, CTUB	FUP3058
S5	Ignition Coil	3.0L	Premium Plus, Prestige, Progressiv, Technik		IGC3831
S6	ABS Wheel Speed Sensor	4.0L	Base, Premium Plus, Prestige, Progressiv	Front	ABS1439-HU
S6	ABS Wheel Speed Sensor	4.0L	Base, Premium Plus, Prestige, Progressiv	Rear	ABS1439-HU
S6	ABS Wheel Speed Sensor	4.0L	Base, Premium Plus, Prestige, Progressiv	Front	ABS1443-HU
S6	ABS Wheel Speed Sensor	4.0L	Base, Premium Plus, Prestige, Progressiv	Rear	ABS1443-HU
S6	Direct Injection High Pressure Fuel Pump	4.0L	Premium Plus, Prestige, Progressiv	Actual OE, EXTERNAL HIGH-PRESSURE PUMP	HPP0023
S6	Alternator	4.0L	Premium Plus, Prestige, Progressiv	CTGE, Actual OE; Water Cooled Alternator, Water Cooler Alternator	LR1190-950E-D
S7	ABS Wheel Speed Sensor	4.0L	Base	Front	ABS1439-HU
S7	ABS Wheel Speed Sensor	4.0L	Base	Rear	ABS1439-HU
S7	ABS Wheel Speed Sensor	4.0L	Base	Front	ABS1443-HU
S7	ABS Wheel Speed Sensor	4.0L	Base	Rear	ABS1443-HU

Vehicle	Part Type	Engine Size	Trim	Note(s)	Part Number
<b>2016 Audi (cont'd)</b>					
S7	Direct Injection High Pressure Fuel Pump	4.0L	Base	Actual OE, EXTERNAL HIGH-PRESSURE PUMP	HPP0023
S7	Alternator	4.0L	Base	Actual OE; Water Cooled Alternator, Water Cooler Alternator	LR1190-950E-D
S8	ABS Wheel Speed Sensor	4.0L	Base, Plus	Front	ABS1439-HU
S8	ABS Wheel Speed Sensor	4.0L	Base, Plus	Rear	ABS1439-HU
S8	ABS Wheel Speed Sensor	4.0L	Base, Plus	Front	ABS1443-HU
S8	ABS Wheel Speed Sensor	4.0L	Base, Plus	Rear	ABS1443-HU
S8	HVAC Blower Control Module	4.0L	Base, Plus	SPECIAL ORDER ONLY	HVC2537HU-D
S8	Alternator	4.0L	Base, Plus	Actual OE; Water Cooled Alternator, Water Cooler Alternator	LR1190-950E-D
SQ5	ABS Wheel Speed Sensor	3.0L	Premium Plus, Prestige, Progressiv, Technik	Front	ABS1439-HU
SQ5	ABS Wheel Speed Sensor	3.0L	Premium Plus, Prestige, Progressiv, Technik	Rear	ABS1439-HU
SQ5	ABS Wheel Speed Sensor	3.0L	Premium Plus, Prestige, Progressiv, Technik	Front	ABS1443-HU
SQ5	ABS Wheel Speed Sensor	3.0L	Premium Plus, Prestige, Progressiv, Technik	Rear	ABS1443-HU
SQ5	Engine Camshaft Position Sensor	3.0L	Premium Plus, Prestige, Progressiv, Technik		CPS7386-HU
SQ5	Ignition Coil	3.0L	Premium Plus, Prestige, Progressiv, Technik		IGC3831
TT Quattro	ABS Wheel Speed Sensor	2.0L	Base	Front Left, SPECIAL ORDER ONLY	ABS1409HU-D
TT Quattro	ABS Wheel Speed Sensor	2.0L	Base	Front Right, SPECIAL ORDER ONLY	ABS1410HU-D
TT Quattro	ABS Wheel Speed Sensor	2.0L	Base	For vehicles W/ Adaptive Cruise Control, Rear Left, SPECIAL ORDER ONLY	ABS1446HU-D
TT Quattro	ABS Wheel Speed Sensor	2.0L	Base	For vehicles W/ Adaptive Cruise Control, Rear Right, SPECIAL ORDER ONLY	ABS1448HU-D



Vehicle	Part Type	Engine Size	Trim	Note(s)	Part Number
<b>2017 Audi</b>					
A3	ABS Wheel Speed Sensor	2.0L	Dynamic, Elite, Komfort, Premium, Premium Plus, Prestige, Progressiv, S Line, Select, Technik	Front Left, SPECIAL ORDER ONLY	ABS1409HU-D
A3	ABS Wheel Speed Sensor	2.0L	Dynamic, Elite, Komfort, Premium, Premium Plus, Prestige, Progressiv, S Line, Select, Technik	Front Right, SPECIAL ORDER ONLY	ABS1410HU-D
A3	ABS Wheel Speed Sensor	2.0L	Dynamic, Elite, Komfort, Premium, Premium Plus, Prestige, Progressiv, S Line, Select, Technik	W/ Cruise Control System (CCS), To 07/11/2016, Rear, SPECIAL ORDER ONLY	ABS1442HU-D
A3 Quattro	ABS Wheel Speed Sensor	2.0L	Komfort, Premium, Premium Plus, Prestige, Progressiv, Technik	Front Left, SPECIAL ORDER ONLY	ABS1409HU-D
A3 Quattro	ABS Wheel Speed Sensor	2.0L	Komfort, Premium, Premium Plus, Prestige, Progressiv, Technik	Front Right, SPECIAL ORDER ONLY	ABS1410HU-D
A3 Quattro	ABS Wheel Speed Sensor	2.0L	Komfort, Premium, Premium Plus, Prestige, Progressiv, Technik	W/ Cruise Control System (CCS), To 07/11/2016, Rear, SPECIAL ORDER ONLY	ABS1442HU-D
A3 Quattro	Direct Injection High Pressure Fuel Pump	2.0L	Komfort, Premium, Premium Plus, Prestige, Progressiv, Technik	CNTC, Convertible, Actual OE, EXTERNAL HIGH-PRESSURE PUMP	HPP0025
A3 Quattro	Direct Injection High Pressure Fuel Pump	2.0L	Komfort, Premium, Premium Plus, Prestige, Progressiv, Technik	CNTC, Sedan, Actual OE, EXTERNAL HIGH-PRESSURE PUMP	HPP0025
A3 Sportback e-tron	ABS Wheel Speed Sensor	1.4L	Premium, Premium Plus, Prestige, Progressiv, Technik	Front Left, SPECIAL ORDER ONLY	ABS1409HU-D
A3 Sportback e-tron	ABS Wheel Speed Sensor	1.4L	Premium, Premium Plus, Prestige, Progressiv, Technik	Front Right, SPECIAL ORDER ONLY	ABS1410HU-D
A3 Sportback e-tron	ABS Wheel Speed Sensor	1.4L	Premium, Premium Plus, Prestige, Progressiv, Technik	W/ Cruise Control System (CCS), To 07/11/2016, Rear, SPECIAL ORDER ONLY	ABS1442HU-D
A3 Sportback e-tron	Ignition Coil	1.4L	Premium, Premium Plus, Prestige, Progressiv, Technik		IGC3894-D
A5 Quattro	ABS Wheel Speed Sensor	2.0L	Komfort, Progressiv, Sport, Technik	Front	ABS1439-HU
A5 Quattro	ABS Wheel Speed Sensor	2.0L	Komfort, Progressiv, Sport, Technik	Rear	ABS1439-HU

Vehicle	Part Type	Engine Size	Trim	Note(s)	Part Number
<b>2017 Audi (cont'd)</b>					
A5 Quattro	ABS Wheel Speed Sensor	2.0L	Komfort, Progressiv, Sport, Technik	Front	ABS1443-HU
A5 Quattro	ABS Wheel Speed Sensor	2.0L	Komfort, Progressiv, Sport, Technik	Rear	ABS1443-HU
A5 Quattro	Voltage Regulator	2.0L	Komfort, Progressiv, Sport, Technik	SPECIAL ORDER ONLY	ALR0413HU-D
A5 Quattro	Engine Camshaft Position Sensor	2.0L	Komfort, Progressiv, Sport, Technik		CPS7386-HU
A5 Quattro	Mass Air Flow Sensor	2.0L	Komfort, Progressiv, Sport, Technik	Actual OE	MAF0116
A6	ABS Wheel Speed Sensor	2.0L	Premium, Premium Plus	Front	ABS1439-HU
A6	ABS Wheel Speed Sensor	2.0L	Premium, Premium Plus	Rear	ABS1439-HU
A6	ABS Wheel Speed Sensor	2.0L	Premium, Premium Plus	Front	ABS1443-HU
A6	ABS Wheel Speed Sensor	2.0L	Premium, Premium Plus	Rear	ABS1443-HU
A6 Quattro	ABS Wheel Speed Sensor	2.0L, 3.0L	Competition, Elite, Premium, Premium Plus, Prestige, Progressiv, S Line, Technik	Front	ABS1439-HU
A6 Quattro	ABS Wheel Speed Sensor	2.0L, 3.0L	Competition, Elite, Premium, Premium Plus, Prestige, Progressiv, S Line, Technik	Rear	ABS1439-HU
A6 Quattro	ABS Wheel Speed Sensor	2.0L, 3.0L	Competition, Elite, Premium, Premium Plus, Prestige, Progressiv, S Line, Technik	Front	ABS1443-HU
A6 Quattro	ABS Wheel Speed Sensor	2.0L, 3.0L	Competition, Elite, Premium, Premium Plus, Prestige, Progressiv, S Line, Technik	Rear	ABS1443-HU
A6 Quattro	Direct Injection High Pressure Fuel Pump	3.0L	Competition, Elite, S Line	DI, Actual OE, EXTERNAL HIGH-PRESSURE PUMP	HPP0024
A7 Quattro	ABS Wheel Speed Sensor	3.0L	Competition, Elite, Premium Plus, Prestige, Progressiv, S Line, Technik	Front	ABS1439-HU
A7 Quattro	ABS Wheel Speed Sensor	3.0L	Competition, Elite, Premium Plus, Prestige, Progressiv, S Line, Technik	Rear	ABS1439-HU
A7 Quattro	ABS Wheel Speed Sensor	3.0L	Competition, Elite, Premium Plus, Prestige, Progressiv, S Line, Technik	Front	ABS1443-HU
A7 Quattro	ABS Wheel Speed Sensor	3.0L	Competition, Elite, Premium Plus, Prestige, Progressiv, S Line, Technik	Rear	ABS1443-HU

Vehicle	Part Type	Engine Size	Trim	Note(s)	Part Number
<b>2017 Audi (cont'd)</b>					
A7 Quattro	Engine Camshaft Position Sensor	3.0L	Competition, Elite, Premium Plus, Prestige, Progressiv, S Line, Technik		CPS7386-HU
A7 Quattro	Direct Injection High Pressure Fuel Pump	3.0L	Competition, Elite, Premium Plus, Prestige, Progressiv, S Line, Technik	From 11/26/2016, Actual OE, EXTERNAL HIGH-PRESSURE PUMP	HPP0024
A8 Quattro	ABS Wheel Speed Sensor	3.0L, 4.0L	Base, L, L Premium, L Sport	Front	ABS1439-HU
A8 Quattro	ABS Wheel Speed Sensor	3.0L, 4.0L	Base, L, L Premium, L Sport	Rear	ABS1439-HU
A8 Quattro	ABS Wheel Speed Sensor	3.0L, 4.0L	Base, L, L Premium, L Sport	Front	ABS1443-HU
A8 Quattro	ABS Wheel Speed Sensor	3.0L, 4.0L	Base, L, L Premium, L Sport	Rear	ABS1443-HU
A8 Quattro	Direct Injection High Pressure Fuel Pump	4.0L	L, L Premium, L Sport	From 02/27/2017, Actual OE, EXTERNAL HIGH-PRESSURE PUMP	HPP0023
A8 Quattro	Direct Injection High Pressure Fuel Pump	3.0L	Base, Elite, L, Premium	From 11/21/2016, Actual OE, EXTERNAL HIGH-PRESSURE PUMP	HPP0024
A8 Quattro	HVAC Blower Control Module	3.0L, 4.0L	Base, L, L Premium, L Sport	SPECIAL ORDER ONLY	HVC2537HU-D
A8 Quattro	Alternator	4.0L	L, L Premium, L Sport	w/ 3-Phase Alternator, Actual OE; Water Cooled Alternator, Water Cooler Alternator	LR1190-950E-D
Q3	ABS Wheel Speed Sensor	2.0L	Komfort, Premium, Premium Plus, Prestige, Progressiv, Technik	To 07/11/2016, Rear	ABS1444-HU
Q3	ABS Wheel Speed Sensor	2.0L	Komfort, Premium, Premium Plus, Prestige, Progressiv, Technik	To 07/11/2016, Rear Left, SPECIAL ORDER ONLY	ABS1445HU-D
Q3	Fuel Pump Driver Module	2.0L	Komfort, Premium, Premium Plus, Prestige, Progressiv, Technik	For Vehicle With Activated carbon canister [1E1]	FPC2904-HU
Q3	Fuel Pump Driver Module	2.0L	Komfort, Premium, Premium Plus, Prestige, Progressiv, Technik	For Vehicle With Activated charcoal canister acc. to ORVR and siphoning device for filling up [1E4]	FPC2923-HU
Q3	Fuel Pump	1.4L	Luxury, S Line		FUP3058
Q3	HVAC Blower Control Module	2.0L	Komfort, Premium, Premium Plus, Prestige, Progressiv, Technik		HVC2536-HU

Vehicle	Part Type	Engine Size	Trim	Note(s)	Part Number
<b>2017 Audi (cont'd)</b>					
Q3	Mass Air Flow Sensor	2.0L	Komfort, Premium, Premium Plus, Prestige, Progressiv, Technik	Actual OE	MAF0116
Q3 Quattro	ABS Wheel Speed Sensor	2.0L	Elite, Luxury, Premium, Premium Plus, Prestige, S Line	For vehicles W/ Adaptive Cruise Control, Rear Left, SPECIAL ORDER ONLY	ABS1446HU-D
Q3 Quattro	ABS Wheel Speed Sensor	2.0L	Elite, Luxury, Premium, Premium Plus, Prestige, S Line	For vehicles W/ Adaptive Cruise Control, Rear Right, SPECIAL ORDER ONLY	ABS1448HU-D
Q3 Quattro	Fuel Pump Driver Module	2.0L	Elite, Luxury, Premium, Premium Plus, Prestige, S Line	For Vehicle With Activated carbon canister [1E1]	FPC2904-HU
Q3 Quattro	Fuel Pump Driver Module	2.0L	Elite, Luxury, Premium, Premium Plus, Prestige, S Line	For Vehicle With Activated charcoal canister acc. to ORVR and siphoning device for filling up [1E4]	FPC2923-HU
Q3 Quattro	HVAC Blower Control Module	2.0L	Elite, Luxury, Premium, Premium Plus, Prestige, S Line		HVC2536-HU
Q3 Quattro	Mass Air Flow Sensor	2.0L	Elite, Luxury, Premium, Premium Plus, Prestige, S Line	Actual OE	MAF0116
Q5	ABS Wheel Speed Sensor	2.0L, 3.0L	Elite, Komfort, Luxury, Premium, Premium Plus, Prestige, Progressiv, Technik, Trendy	Front	ABS1439-HU
Q5	ABS Wheel Speed Sensor	2.0L, 3.0L	Elite, Komfort, Luxury, Premium, Premium Plus, Prestige, Progressiv, Technik, Trendy	Rear	ABS1439-HU
Q5	ABS Wheel Speed Sensor	2.0L, 3.0L	Elite, Komfort, Luxury, Premium, Premium Plus, Prestige, Progressiv, Technik, Trendy	Front	ABS1443-HU
Q5	ABS Wheel Speed Sensor	2.0L, 3.0L	Elite, Komfort, Luxury, Premium, Premium Plus, Prestige, Progressiv, Technik, Trendy	Rear	ABS1443-HU
Q5	Engine Camshaft Position Sensor	2.0L, 3.0L	Elite, Komfort, Luxury, Premium, Premium Plus, Prestige, Progressiv, Technik, Trendy		CPS7386-HU
Q5	Mass Air Flow Sensor	2.0L	Elite, Komfort, Luxury, Premium, Premium Plus, Progressiv, Technik, Trendy	Actual OE	MAF0116

Vehicle	Part Type	Engine Size	Trim	Note(s)	Part Number
<b>2017 Audi (cont'd)</b>					
Q7	Direct Injection High Pressure Fuel Pump	3.0L	Elite, Komfort, Premium, Premium Plus, Prestige, Progressiv, S Line, Select, Technik	From 11/26/2016, Actual OE, EXTERNAL HIGH-PRESSURE PUMP	HPP0024
Q7	Manifold Absolute Pressure Sensor	2.0L	Komfort, Premium, Premium Plus, Progressiv	Without Trailer hitch	PRS8214-HU
R8	ABS Wheel Speed Sensor	5.2L	Base, Plus, Spyder	Front	ABS1439-HU
R8	ABS Wheel Speed Sensor	5.2L	Base, Plus, Spyder	Rear	ABS1439-HU
R8	ABS Wheel Speed Sensor	5.2L	Base, Plus, Spyder	Front	ABS1443-HU
R8	ABS Wheel Speed Sensor	5.2L	Base, Plus, Spyder	Rear	ABS1443-HU
R8	Mass Air Flow Sensor	5.2L	Base, Plus, Spyder	Actual OE	MAF0057
RS7	ABS Wheel Speed Sensor	4.0L	Base, Performance	Front	ABS1439-HU
RS7	ABS Wheel Speed Sensor	4.0L	Base, Performance	Rear	ABS1439-HU
RS7	ABS Wheel Speed Sensor	4.0L	Base, Performance	Front	ABS1443-HU
RS7	ABS Wheel Speed Sensor	4.0L	Base, Performance	Rear	ABS1443-HU
RS7	Direct Injection High Pressure Fuel Pump	4.0L	Base, Performance	From 02/27/2017, Actual OE, EXTERNAL HIGH-PRESSURE PUMP	HPP0023
RS7	Alternator	4.0L	Base, Performance	w/ 3-Phase Alternator, Actual OE; Water Cooled Alternator, Water Cooler Alternator	LR1190-950E-D
S3	ABS Wheel Speed Sensor	2.0L	Base, Premium Plus, Prestige, Progressiv, Technik	Front Left, SPECIAL ORDER ONLY	ABS1409HU-D
S3	ABS Wheel Speed Sensor	2.0L	Base, Premium Plus, Prestige, Progressiv, Technik	Front Right, SPECIAL ORDER ONLY	ABS1410HU-D
S3	ABS Wheel Speed Sensor	2.0L	Base, Premium Plus, Prestige, Progressiv, Technik	For vehicles W/ Adaptive Cruise Control, Rear Left, SPECIAL ORDER ONLY	ABS1446HU-D
S3	ABS Wheel Speed Sensor	2.0L	Base, Premium Plus, Prestige, Progressiv, Technik	For vehicles W/ Adaptive Cruise Control, Rear Right, SPECIAL ORDER ONLY	ABS1448HU-D

Vehicle	Part Type	Engine Size	Trim	Note(s)	Part Number
<b>2017 Audi (cont'd)</b>					
S3	Direct Injection High Pressure Fuel Pump	2.0L	Premium Plus, Prestige, Progressiv, Technik	CYFB, Actual OE, EXTERNAL HIGH-PRESSURE PUMP	HPP0025
S5	ABS Wheel Speed Sensor	3.0L	Base, Progressiv, Technik	Front	ABS1439-HU
S5	ABS Wheel Speed Sensor	3.0L	Base, Progressiv, Technik	Rear	ABS1439-HU
S5	ABS Wheel Speed Sensor	3.0L	Base, Progressiv, Technik	Front	ABS1443-HU
S5	ABS Wheel Speed Sensor	3.0L	Base, Progressiv, Technik	Rear	ABS1443-HU
S5	Voltage Regulator	3.0L	Base, Progressiv, Technik	SPECIAL ORDER ONLY	ALR0413HU-D
S5	Engine Camshaft Position Sensor	3.0L	Base, Progressiv, Technik	With PR Code T-C6, T-H1 or T-F1	CPS7386-HU
S5	Fuel Pump	3.0L	Base, Progressiv, Technik	GAS, CTUB	FUP3058
S6	ABS Wheel Speed Sensor	4.0L	Base, Premium Plus, Prestige	Front	ABS1439-HU
S6	ABS Wheel Speed Sensor	4.0L	Base, Premium Plus, Prestige	Rear	ABS1439-HU
S6	ABS Wheel Speed Sensor	4.0L	Base, Premium Plus, Prestige	Front	ABS1443-HU
S6	ABS Wheel Speed Sensor	4.0L	Base, Premium Plus, Prestige	Rear	ABS1443-HU
S6	Direct Injection High Pressure Fuel Pump	4.0L	Base, Premium Plus, Prestige	From 02/27/2017, Actual OE, EXTERNAL HIGH-PRESSURE PUMP	HPP0023
S6	Alternator	4.0L	Base, Premium Plus, Prestige	Actual OE; Water Cooled Alternator, Water Cooler Alternator	LR1190-950E-D
S7	ABS Wheel Speed Sensor	4.0L	Base, Premium Plus, Prestige	Front	ABS1439-HU
S7	ABS Wheel Speed Sensor	4.0L	Base, Premium Plus, Prestige	Rear	ABS1439-HU
S7	ABS Wheel Speed Sensor	4.0L	Base, Premium Plus, Prestige	Front	ABS1443-HU
S7	ABS Wheel Speed Sensor	4.0L	Base, Premium Plus, Prestige	Rear	ABS1443-HU
S7	Direct Injection High Pressure Fuel Pump	4.0L	Base, Premium Plus, Prestige	From 02/27/2017, Actual OE, EXTERNAL HIGH-PRESSURE PUMP	HPP0023
S7	Alternator	4.0L	Base, Premium Plus, Prestige	Actual OE; Water Cooled Alternator, Water Cooler Alternator	LR1190-950E-D

Vehicle	Part Type	Engine Size	Trim	Note(s)	Part Number
<b>2017 Audi (cont'd)</b>					
S8	ABS Wheel Speed Sensor	4.0L	Base, Plus	Front	ABS1439-HU
S8	ABS Wheel Speed Sensor	4.0L	Base, Plus	Rear	ABS1439-HU
S8	ABS Wheel Speed Sensor	4.0L	Base, Plus	Front	ABS1443-HU
S8	ABS Wheel Speed Sensor	4.0L	Base, Plus	Rear	ABS1443-HU
S8	Direct Injection High Pressure Fuel Pump	4.0L	Base, Plus	From 02/27/2017, Actual OE, EXTERNAL HIGH-PRESSURE PUMP	HPP0023
S8	HVAC Blower Control Module	4.0L	Base, Plus	SPECIAL ORDER ONLY	HVC2537HU-D
S8	Alternator	4.0L	Base, Plus	w/ 3-Phase Alternator, Actual OE; Water Cooled Alternator, Water Cooler Alternator	LR1190-950E-D
SQ5	ABS Wheel Speed Sensor	3.0L	Base, Dynamic Edition, Premium Plus, Prestige, Progressiv, Technik	Front	ABS1439-HU
SQ5	ABS Wheel Speed Sensor	3.0L	Base, Dynamic Edition, Premium Plus, Prestige, Progressiv, Technik	Rear	ABS1439-HU
SQ5	ABS Wheel Speed Sensor	3.0L	Base, Dynamic Edition, Premium Plus, Prestige, Progressiv, Technik	Front	ABS1443-HU
SQ5	ABS Wheel Speed Sensor	3.0L	Base, Dynamic Edition, Premium Plus, Prestige, Progressiv, Technik	Rear	ABS1443-HU
SQ5	Engine Camshaft Position Sensor	3.0L	Base, Dynamic Edition, Premium Plus, Prestige, Progressiv, Technik		CPS7386-HU
TT Quattro	ABS Wheel Speed Sensor	2.0L	Base, S Line, Sport High	Front Left, SPECIAL ORDER ONLY	ABS1409HU-D
TT Quattro	ABS Wheel Speed Sensor	2.0L	Base, S Line, Sport High	Front Right, SPECIAL ORDER ONLY	ABS1410HU-D
TT Quattro	ABS Wheel Speed Sensor	2.0L	Base, S Line, Sport High	For vehicles W/ Adaptive Cruise Control, Rear Left, SPECIAL ORDER ONLY	ABS1446HU-D
TT Quattro	ABS Wheel Speed Sensor	2.0L	Base, S Line, Sport High	For vehicles W/ Adaptive Cruise Control, Rear Right, SPECIAL ORDER ONLY	ABS1448HU-D

Vehicle	Part Type	Engine Size	Trim	Note(s)	Part Number
<b>2018 Audi</b>					
A3	ABS Wheel Speed Sensor	2.0L	Dynamic, Komfort, Premium, Premium Plus, Prestige, Progressiv, S Line, Select	Front Left, SPECIAL ORDER ONLY	ABS1409HU-D
A3	ABS Wheel Speed Sensor	2.0L	Dynamic, Komfort, Premium, Premium Plus, Prestige, Progressiv, S Line, Select	Front Right, SPECIAL ORDER ONLY	ABS1410HU-D
A3 Quattro	ABS Wheel Speed Sensor	2.0L	Komfort, Premium, Premium Plus, Prestige, Progressiv, Technik	Front Left, SPECIAL ORDER ONLY	ABS1409HU-D
A3 Quattro	ABS Wheel Speed Sensor	2.0L	Komfort, Premium, Premium Plus, Prestige, Progressiv, Technik	Front Right, SPECIAL ORDER ONLY	ABS1410HU-D
A3 Quattro	ABS Wheel Speed Sensor	2.0L	Komfort, Premium, Premium Plus, Prestige, Progressiv, Technik	Rear Left, SPECIAL ORDER ONLY	ABS1446HU-D
A3 Quattro	ABS Wheel Speed Sensor	2.0L	Komfort, Premium, Premium Plus, Prestige, Progressiv, Technik	Rear Right, SPECIAL ORDER ONLY	ABS1448HU-D
A3 Quattro	Direct Injection High Pressure Fuel Pump	2.0L	Komfort, Premium, Premium Plus, Prestige, Progressiv, Technik	CNTC, Convertible, Actual OE, EXTERNAL HIGH-PRESSURE PUMP	HPP0025
A3 Quattro	Direct Injection High Pressure Fuel Pump	2.0L	Komfort, Premium, Premium Plus, Prestige, Progressiv, Technik	CNTC, Sedan, Actual OE, EXTERNAL HIGH-PRESSURE PUMP	HPP0025
A3 Sportback e-tron	ABS Wheel Speed Sensor	1.4L	Premium, Premium Plus, Prestige, Progressiv, Technik	Front Left, SPECIAL ORDER ONLY	ABS1409HU-D
A3 Sportback e-tron	ABS Wheel Speed Sensor	1.4L	Premium, Premium Plus, Prestige, Progressiv, Technik	Front Right, SPECIAL ORDER ONLY	ABS1410HU-D
A6	ABS Wheel Speed Sensor	2.0L	Premium, Premium Plus, Sport	Front	ABS1439-HU
A6	ABS Wheel Speed Sensor	2.0L	Premium, Premium Plus, Sport	Rear	ABS1439-HU
A6	ABS Wheel Speed Sensor	2.0L	Premium, Premium Plus, Sport	Front	ABS1443-HU
A6	ABS Wheel Speed Sensor	2.0L	Premium, Premium Plus, Sport	Rear	ABS1443-HU
A6	Direct Injection High Pressure Fuel Pump	2.0L	Premium, Premium Plus, Sport	CYNB, Actual OE, EXTERNAL HIGH-PRESSURE PUMP	HPP0025
A6 Quattro	ABS Wheel Speed Sensor	2.0L, 3.0L	Elite, Premium, Premium Plus, Prestige, Progressiv, S Line, Sport, Technik	Front	ABS1439-HU



Vehicle	Part Type	Engine Size	Trim	Note(s)	Part Number
<b>2018 Audi (cont'd)</b>					
A6 Quattro	ABS Wheel Speed Sensor	2.0L, 3.0L	Elite, Premium, Premium Plus, Prestige, Progressiv, S Line, Sport, Technik	Rear	ABS1439-HU
A6 Quattro	ABS Wheel Speed Sensor	2.0L, 3.0L	Elite, Premium, Premium Plus, Prestige, Progressiv, S Line, Sport, Technik	Front	ABS1443-HU
A6 Quattro	ABS Wheel Speed Sensor	2.0L, 3.0L	Elite, Premium, Premium Plus, Prestige, Progressiv, S Line, Sport, Technik	Rear	ABS1443-HU
A6 Quattro	Direct Injection High Pressure Fuel Pump	3.0L	Premium, Premium Plus, Prestige, Progressiv, Sport, Technik	CREH, Actual OE, EXTERNAL HIGH-PRESSURE PUMP	HPP0024
A6 Quattro	Direct Injection High Pressure Fuel Pump	2.0L	Premium, Premium Plus, Progressiv, Sport, Technik	CYNB, Actual OE, EXTERNAL HIGH-PRESSURE PUMP	HPP0025
A7 Quattro	ABS Wheel Speed Sensor	3.0L	Elite, Premium Plus, Prestige, Progressiv, S Line, Technik	Front	ABS1439-HU
A7 Quattro	ABS Wheel Speed Sensor	3.0L	Elite, Premium Plus, Prestige, Progressiv, S Line, Technik	Rear	ABS1439-HU
A7 Quattro	ABS Wheel Speed Sensor	3.0L	Elite, Premium Plus, Prestige, Progressiv, S Line, Technik	Front	ABS1443-HU
A7 Quattro	ABS Wheel Speed Sensor	3.0L	Elite, Premium Plus, Prestige, Progressiv, S Line, Technik	Rear	ABS1443-HU
A7 Quattro	Engine Camshaft Position Sensor	3.0L	Elite, Premium Plus, Prestige, Progressiv, S Line, Technik		CPS7386-HU
A7 Quattro	Direct Injection High Pressure Fuel Pump	3.0L	Elite, Premium Plus, Prestige, Progressiv, S Line, Technik	Actual OE, EXTERNAL HIGH-PRESSURE PUMP	HPP0024
A8 Quattro	ABS Wheel Speed Sensor	3.0L, 4.0L	Base, L, L Premium, L Sport	Front	ABS1439-HU
A8 Quattro	ABS Wheel Speed Sensor	3.0L, 4.0L	Base, L, L Premium, L Sport	Rear	ABS1439-HU
A8 Quattro	ABS Wheel Speed Sensor	3.0L, 4.0L	Base, L, L Premium, L Sport	Front	ABS1443-HU
A8 Quattro	ABS Wheel Speed Sensor	3.0L, 4.0L	Base, L, L Premium, L Sport	Rear	ABS1443-HU
A8 Quattro	Direct Injection High Pressure Fuel Pump	4.0L	Base, L, L Premium, L Sport	Actual OE, EXTERNAL HIGH-PRESSURE PUMP	HPP0023
A8 Quattro	Direct Injection High Pressure Fuel Pump	3.0L	Base, L, Premium	Actual OE, EXTERNAL HIGH-PRESSURE PUMP	HPP0024

Vehicle	Part Type	Engine Size	Trim	Note(s)	Part Number
<b>2018 Audi (cont'd)</b>					
A8 Quattro	HVAC Blower Control Module	3.0L, 4.0L	Base, L, L Premium, L Sport	SPECIAL ORDER ONLY	HVC2537HU-D
Q3	Engine Camshaft Position Sensor	2.0L	Komfort, Premium, Premium Plus, Progressiv, Technik	With PR Code T-Q2	CPS7386-HU
Q3	HVAC Blower Control Module	2.0L	Komfort, Premium, Premium Plus, Progressiv, Technik		HVC2536-HU
Q3	Mass Air Flow Sensor	2.0L	Komfort, Premium, Premium Plus, Progressiv, Technik	CCTA, Actual OE	MAF0116
Q3 Quattro	ABS Wheel Speed Sensor	2.0L	Elite, Komfort, Premium, Premium Plus, Progressiv, S Line, Select, Technik	Rear Left, SPECIAL ORDER ONLY	ABS1446HU-D
Q3 Quattro	ABS Wheel Speed Sensor	2.0L	Elite, Komfort, Premium, Premium Plus, Progressiv, S Line, Select, Technik	Rear Right, SPECIAL ORDER ONLY	ABS1448HU-D
Q3 Quattro	Engine Camshaft Position Sensor	2.0L	Elite, Komfort, Premium, Premium Plus, Progressiv, S Line, Select, Technik	With PR Code T-Q2	CPS7386-HU
Q3 Quattro	HVAC Blower Control Module	2.0L	Elite, Komfort, Premium, Premium Plus, Progressiv, S Line, Select, Technik		HVC2536-HU
Q3 Quattro	Mass Air Flow Sensor	2.0L	Komfort, Premium, Premium Plus, Progressiv, Technik	CCTA, Actual OE	MAF0116
Q7	Direct Injection High Pressure Fuel Pump	3.0L	Elite, Komfort, Premium, Premium Plus, Prestige, Progressiv, S Line, Select, Technik	Actual OE, EXTERNAL HIGH-PRESSURE PUMP	HPP0024
R8	ABS Wheel Speed Sensor	5.2L	Base, Coupe, Plus, Plus Coupe, Plus Spyder, RWS, Spyder	Front	ABS1439-HU
R8	ABS Wheel Speed Sensor	5.2L	Base, Coupe, Plus, Plus Coupe, Plus Spyder, RWS, Spyder	Rear	ABS1439-HU
R8	ABS Wheel Speed Sensor	5.2L	Base, Coupe, Plus, Plus Coupe, Plus Spyder, RWS, Spyder	Front	ABS1443-HU
R8	ABS Wheel Speed Sensor	5.2L	Base, Coupe, Plus, Plus Coupe, Plus Spyder, RWS, Spyder	Rear	ABS1443-HU
R8	Direct Injection High Pressure Fuel Pump	5.2L	Base, Coupe, Plus, Plus Coupe, Plus Spyder, RWS, Spyder	Actual OE	HPP0030
R8	Mass Air Flow Sensor	5.2L	Base, Coupe, Plus, Plus Coupe, Plus Spyder, RWS, Spyder	Actual OE	MAF0057
RS3	ABS Wheel Speed Sensor	2.5L	Base	Front Left, SPECIAL ORDER ONLY	ABS1409HU-D

Vehicle	Part Type	Engine Size	Trim	Note(s)	Part Number
<b>2018 Audi (cont'd)</b>					
RS3	ABS Wheel Speed Sensor	2.5L	Base	Front Right, SPECIAL ORDER ONLY	ABS1410HU-D
RS3	ABS Wheel Speed Sensor	2.5L	Base	Rear Left, SPECIAL ORDER ONLY	ABS1446HU-D
RS3	ABS Wheel Speed Sensor	2.5L	Base	Rear Right, SPECIAL ORDER ONLY	ABS1448HU-D
RS7	ABS Wheel Speed Sensor	4.0L	Base, Performance	Front	ABS1439-HU
RS7	ABS Wheel Speed Sensor	4.0L	Base, Performance	Rear	ABS1439-HU
RS7	ABS Wheel Speed Sensor	4.0L	Base, Performance	Front	ABS1443-HU
RS7	ABS Wheel Speed Sensor	4.0L	Base, Performance	Rear	ABS1443-HU
RS7	Direct Injection High Pressure Fuel Pump	4.0L	Base, Performance	Actual OE, EXTERNAL HIGH-PRESSURE PUMP	HPP0023
RS7	Alternator	4.0L	Base	CWUB, Actual OE; Water Cooled Alternator, Water Cooler Alternator	LR1190-950E-D
RS7	Alternator	4.0L	Performance	CWUC, Actual OE; Water Cooled Alternator, Water Cooler Alternator	LR1190-950E-D
S3	ABS Wheel Speed Sensor	2.0L	Base, Premium Plus, Prestige, Progressiv, Technik	Front Left, SPECIAL ORDER ONLY	ABS1409HU-D
S3	ABS Wheel Speed Sensor	2.0L	Base, Premium Plus, Prestige, Progressiv, Technik	Front Right, SPECIAL ORDER ONLY	ABS1410HU-D
S3	ABS Wheel Speed Sensor	2.0L	Base, Premium Plus, Prestige, Progressiv, Technik	Rear Left, SPECIAL ORDER ONLY	ABS1446HU-D
S3	ABS Wheel Speed Sensor	2.0L	Base, Premium Plus, Prestige, Progressiv, Technik	Rear Right, SPECIAL ORDER ONLY	ABS1448HU-D
S3	Direct Injection High Pressure Fuel Pump	2.0L	Premium Plus, Prestige, Progressiv, Technik	DJJA, Actual OE, EXTERNAL HIGH-PRESSURE PUMP	HPP0025
S6	ABS Wheel Speed Sensor	4.0L	Base, Premium Plus, Prestige	Front	ABS1439-HU
S6	ABS Wheel Speed Sensor	4.0L	Base, Premium Plus, Prestige	Rear	ABS1439-HU
S6	ABS Wheel Speed Sensor	4.0L	Base, Premium Plus, Prestige	Front	ABS1443-HU

Vehicle	Part Type	Engine Size	Trim	Note(s)	Part Number
<b>2018 Audi (cont'd)</b>					
S6	ABS Wheel Speed Sensor	4.0L	Base, Premium Plus, Prestige	Rear	ABS1443-HU
S6	Direct Injection High Pressure Fuel Pump	4.0L	Base, Premium Plus, Prestige	Actual OE, EXTERNAL HIGH-PRESSURE PUMP	HPP0023
S6	Alternator	4.0L	Base, Premium Plus, Prestige	CTGE, Actual OE; Water Cooled Alternator, Water Cooler Alternator	LR1190-950E-D
S7	ABS Wheel Speed Sensor	4.0L	Base, Premium Plus, Prestige	Front	ABS1439-HU
S7	ABS Wheel Speed Sensor	4.0L	Base, Premium Plus, Prestige	Rear	ABS1439-HU
S7	ABS Wheel Speed Sensor	4.0L	Base, Premium Plus, Prestige	Front	ABS1443-HU
S7	ABS Wheel Speed Sensor	4.0L	Base, Premium Plus, Prestige	Rear	ABS1443-HU
S7	Direct Injection High Pressure Fuel Pump	4.0L	Base, Premium Plus, Prestige	Actual OE, EXTERNAL HIGH-PRESSURE PUMP	HPP0023
S7	Alternator	4.0L	Base, Premium Plus, Prestige	CTGE, Actual OE; Water Cooled Alternator, Water Cooler Alternator	LR1190-950E-D
S8	ABS Wheel Speed Sensor	4.0L	Plus	Front	ABS1439-HU
S8	ABS Wheel Speed Sensor	4.0L	Plus	Rear	ABS1439-HU
S8	ABS Wheel Speed Sensor	4.0L	Plus	Front	ABS1443-HU
S8	ABS Wheel Speed Sensor	4.0L	Plus	Rear	ABS1443-HU
S8	Direct Injection High Pressure Fuel Pump	4.0L	Plus	Actual OE, EXTERNAL HIGH-PRESSURE PUMP	HPP0023
S8	HVAC Blower Control Module	4.0L	Plus	SPECIAL ORDER ONLY	HVC2537HU-D
TT Quattro	ABS Wheel Speed Sensor	2.0L	Base, S Line, Sport High	Front Left, SPECIAL ORDER ONLY	ABS1409HU-D
TT Quattro	ABS Wheel Speed Sensor	2.0L	Base, S Line, Sport High	Front Right, SPECIAL ORDER ONLY	ABS1410HU-D
TT Quattro	ABS Wheel Speed Sensor	2.0L	Base, S Line, Sport High	Rear Left, SPECIAL ORDER ONLY	ABS1446HU-D
TT Quattro	ABS Wheel Speed Sensor	2.0L	Base, S Line, Sport High	Rear Right, SPECIAL ORDER ONLY	ABS1448HU-D

Vehicle	Part Type	Engine Size	Trim	Note(s)	Part Number
<b>2018 Audi (cont'd)</b>					
TT Quattro	Direct Injection High Pressure Fuel Pump	2.0L	Base	CNTC, Actual OE, EXTERNAL HIGH-PRESSURE PUMP	HPP0025
TT RS Quattro	ABS Wheel Speed Sensor	2.5L	Base	Front Left, SPECIAL ORDER ONLY	ABS1409HU-D
TT RS Quattro	ABS Wheel Speed Sensor	2.5L	Base	Front Right, SPECIAL ORDER ONLY	ABS1410HU-D
TT RS Quattro	ABS Wheel Speed Sensor	2.5L	Base	Rear Left, SPECIAL ORDER ONLY	ABS1446HU-D
TT RS Quattro	ABS Wheel Speed Sensor	2.5L	Base	Rear Right, SPECIAL ORDER ONLY	ABS1448HU-D
TTS Quattro	Direct Injection High Pressure Fuel Pump	2.0L	Base	CYFB, Actual OE, EXTERNAL HIGH-PRESSURE PUMP	HPP0025
<b>2019 Audi</b>					
Q7	Direct Injection High Pressure Fuel Pump	3.0L	Elite, Komfort, Premium, Premium Plus, Prestige, Progressiv, S Line, Select, Technik	CREC, Actual OE, EXTERNAL HIGH-PRESSURE PUMP	HPP0024
TT Quattro	Direct Injection High Pressure Fuel Pump	2.0L	Base	DHHA, Actual OE, EXTERNAL HIGH-PRESSURE PUMP	HPP0025
<b>2020 Audi</b>					
A8 Quattro	Direct Injection High Pressure Fuel Pump	3.0L	L, L Plug-In Hybrid, Premium	With OE No. 06M 127 026 P, ELECTRIC/GAS	HPP0032
Q8	Direct Injection High Pressure Fuel Pump	3.0L	Elite, Premium, Premium Plus, Prestige, Progressiv, S Line, Technik	With OE No. 06M 127 026 P, ELECTRIC/GAS	HPP0032
S5 Sportback	Direct Injection High Pressure Fuel Pump	3.0L	Premium, Premium Plus, Prestige, Progressiv, Technik	With Emission Standard Eu6 Plus [7Mm], With OE No. 06M 127 026 Q, GAS, CWGD, Hatchback	HPP0031
S5 Sportback	Direct Injection High Pressure Fuel Pump	3.0L	Premium, Premium Plus, Prestige, Progressiv, Technik	With Emission Standard Eu6 Zd/E/F [7Mv], With OE No. 06M 127 026 P, GAS, CWGD, Hatchback	HPP0032
S6	Direct Injection High Pressure Fuel Pump	2.9L	Base, Premium Plus, Prestige	With OE No. 06M 127 026 P, ELECTRIC/GAS	HPP0032

Vehicle	Part Type	Engine Size	Trim	Note(s)	Part Number
<b>2020 Audi (cont'd)</b>					
SQ5	Direct Injection High Pressure Fuel Pump	3.0L	Base, Premium, Premium Plus, Prestige, Progressiv, Technik	Without Special Upgrade Measures [Gp0], With OE No. 06M 127 026 Q, GAS, CWGD	HPP0031
SQ5	Direct Injection High Pressure Fuel Pump	3.0L	Base, Premium, Premium Plus, Prestige, Progressiv, Technik	Product Enhancement E2 li [Gp1], With OE No. 06M 127 026 P, GAS, CWGD	HPP0032
<b>2021 Audi</b>					
A7 Sportback	Direct Injection High Pressure Fuel Pump	3.0L	Elite, Premium, Premium Plus, Prestige, Progressiv, S Line, Technik	With OE No. 06M 127 026 P, ELECTRIC/GAS	HPP0032
A8 Quattro	Direct Injection High Pressure Fuel Pump	3.0L	L, L Plug-In Hybrid, Premium	With OE No. 06M 127 026 P, ELECTRIC/GAS	HPP0032
Q7	Direct Injection High Pressure Fuel Pump	3.0L	Elite, Komfort, Premium, Premium Plus, Prestige, Progressiv, S Line, Select, Technik	With OE No. 06M 127 026 P, ELECTRIC/GAS, DCBD	HPP0032
Q8	Direct Injection High Pressure Fuel Pump	3.0L	Elite, Premium, Premium Plus, Prestige, Progressiv, S Line, Technik	With OE No. 06M 127 026 P, ELECTRIC/GAS	HPP0032
RS5	Direct Injection High Pressure Fuel Pump	2.9L	Base	With Emission standard EU6 plus [7MM]; Emission standard EU4 Without EOBD; Without Hardware Modification [7GH], With OE No. 06M 127 026 Q, GAS	HPP0031
RS5	Direct Injection High Pressure Fuel Pump	2.9L	Base	With Emission standard EU6 AG/H/I; EU6 ZD/E/F [7MV]; EU6 DG [4BF]; EU6 AP [4BI]; EU6 AG/H/I [7CP]; Emission standard C6b w/o Real Driving Emissions (RDE, PN11) [7CM, 4BD] or Emission standard LEV 3/Tier 3 70 [7CE], With OE No. 06M 127 026 P, GAS	HPP0032

Vehicle	Part Type	Engine Size	Trim	Note(s)	Part Number
<b>2021 Audi (cont'd)</b>					
RS5 Sportback	Direct Injection High Pressure Fuel Pump	2.9L	Base	With Emission standard EU6 plus [7MM]; Emission standard EU4 Without EOBD; Without Hardware Modification [7GH], With OE No. 06M 127 026 Q, GAS	HPP0031
RS5 Sportback	Direct Injection High Pressure Fuel Pump	2.9L	Base	With Emission standard EU6 AG/H/I; EU6 ZD/E/F [7MV]; EU6 DG [4BF]; EU6 AP [4BI]; EU6 AG/H/I [7CP]; Emission standard C6b w/o Real Driving Emissions (RDE, PN11) [7CM, 4BD] or Emission standard LEV 3/Tier 3 70 [7CE], With OE No. 06M 127 026 P, GAS	HPP0032
S4	Direct Injection High Pressure Fuel Pump	3.0L	Premium, Premium Plus, Prestige, Progressiv, Technik	With OE No. 06M 127 026 P, GAS, CWGD	HPP0032
S5	Direct Injection High Pressure Fuel Pump	3.0L	Base, Premium, Premium Plus, Prestige, Progressiv, Technik	With OE No. 06M 127 026 P, GAS, Coupe	HPP0032
S5	Direct Injection High Pressure Fuel Pump	3.0L	Premium, Premium Plus, Prestige, Progressiv, Technik	With OE No. 06M 127 026 P, GAS, CWGD, Convertible	HPP0032
S5 Sportback	Direct Injection High Pressure Fuel Pump	3.0L	Base, Premium, Premium Plus, Prestige, Progressiv, Technik	With OE No. 06M 127 026 P, GAS, Hatchback	HPP0032
S6	Direct Injection High Pressure Fuel Pump	2.9L	Base, Premium Plus, Prestige	With OE No. 06M 127 026 P, ELECTRIC/GAS	HPP0032
S7 Sportback	Direct Injection High Pressure Fuel Pump	2.9L	Base, Premium Plus, Prestige	With OE No. 06M 127 026 P, ELECTRIC/GAS	HPP0032
SQ5	Direct Injection High Pressure Fuel Pump	3.0L	Premium, Premium Plus, Prestige, Progressiv, Technik	Without Special Upgrade Measures [GP0], With OE No. 06M 127 026 Q, GAS, CWGD	HPP0031
SQ5	Direct Injection High Pressure Fuel Pump	3.0L	Premium, Premium Plus, Prestige, Progressiv, Technik	With Special Upgrade Measures [GP1], With OE No. 06M 127 026 P, GAS, CWGD	HPP0032

Vehicle	Part Type	Engine Size	Trim	Note(s)	Part Number
<b>2021 Audi (cont'd)</b>					
SQ5 Sportback	Direct Injection High Pressure Fuel Pump	3.0L	Premium, Premium Plus, Prestige, Progressiv, Technik	Without Special Upgrade Measures [GP0], With OE No. 06M 127 026 Q, GAS, CWGD	HPP0031
SQ5 Sportback	Direct Injection High Pressure Fuel Pump	3.0L	Premium, Premium Plus, Prestige, Progressiv, Technik	With Special Upgrade Measures [GP1], With OE No. 06M 127 026 P, GAS, CWGD	HPP0032
<b>2001 Porsche</b>					
911	Ignition Coil	3.6L	GT3, Turbo	GAS	IGC0191
<b>2002 Porsche</b>					
911	Ignition Coil	3.6L	Carrera, Carrera 4, Carrera 4S, GT2, Targa, Turbo	GAS	IGC0191
<b>2003 Porsche</b>					
911	Engine Camshaft Position Sensor	3.6L	Carrera, Carrera 4, Carrera 4S, GT2, Targa, Turbo		CPS8125HU-D
911	Ignition Coil	3.6L	Carrera, Carrera 4, Carrera 4S, GT2, Targa, Turbo	GAS	IGC0191
Boxster	Engine Camshaft Position Sensor	2.7L, 3.2L	Base, Roadster, Roadster S, S		CPS8125HU-D
Boxster	Ignition Coil	2.7L, 3.2L	Base, Roadster, Roadster S, S	GAS	IGC0191
Cayenne	ABS Wheel Speed Sensor	4.5L	S, Turbo	Front Left, SPECIAL ORDER ONLY	ABS1446HU-D
Cayenne	ABS Wheel Speed Sensor	4.5L	S, Turbo	Rear Left, SPECIAL ORDER ONLY	ABS1446HU-D
Cayenne	ABS Wheel Speed Sensor	4.5L	S, Turbo	Front Right, SPECIAL ORDER ONLY	ABS1448HU-D
Cayenne	ABS Wheel Speed Sensor	4.5L	S, Turbo	Rear Right, SPECIAL ORDER ONLY	ABS1448HU-D
Cayenne	Mass Air Flow Sensor	4.5L	S, Turbo	Units for engine PR No. D9L	MAF8933
<b>2004 Porsche</b>					
911	Engine Camshaft Position Sensor	3.6L	40th Anniversary Edition, Carrera, Carrera 4, Carrera 4S, GT2, GT3, Targa, Turbo		CPS8125HU-D
911	Ignition Coil	3.6L	40th Anniversary Edition, Carrera, Carrera 4, Carrera 4S, GT2, GT3, Targa, Turbo	GAS	IGC0191
Boxster	Engine Camshaft Position Sensor	2.7L, 3.2L	Base, S, S Special Edition		CPS8125HU-D



Vehicle	Part Type	Engine Size	Trim	Note(s)	Part Number
<b>2004 Porsche (cont'd)</b>					
Boxster	Ignition Coil	2.7L, 3.2L	Base, S, S Special Edition	GAS	IGC0191
Carrera GT	Engine Camshaft Position Sensor	5.7L	Base		CPS8125HU-D
Cayenne	ABS Wheel Speed Sensor	3.2L, 4.5L	Base, S, Turbo	Front Left, SPECIAL ORDER ONLY	ABS1446HU-D
Cayenne	ABS Wheel Speed Sensor	3.2L, 4.5L	Base, S, Turbo	Rear Left, SPECIAL ORDER ONLY	ABS1446HU-D
Cayenne	ABS Wheel Speed Sensor	3.2L, 4.5L	Base, S, Turbo	Front Right, SPECIAL ORDER ONLY	ABS1448HU-D
Cayenne	ABS Wheel Speed Sensor	3.2L, 4.5L	Base, S, Turbo	Rear Right, SPECIAL ORDER ONLY	ABS1448HU-D
Cayenne	Ignition Coil	3.2L	Base		IGC3847-D
Cayenne	Mass Air Flow Sensor	4.5L	S, Turbo	Units for engine PR No. D9L	MAF8933
<b>2005 Porsche</b>					
911	Engine Camshaft Position Sensor	3.6L	Carrera, Carrera 4S, GT2, GT3, Targa, Turbo, Turbo S		CPS8125HU-D
911	Ignition Coil	3.6L, 3.8L	Carrera, Carrera 4S, Carrera S, GT2, GT3, Targa, Turbo, Turbo S	GAS	IGC0191
Boxster	Ignition Coil	2.7L, 3.2L	Base, S	GAS	IGC0191
Carrera GT	Engine Camshaft Position Sensor	5.7L	Base		CPS8125HU-D
Cayenne	ABS Wheel Speed Sensor	3.2L, 4.5L	Base, S, Turbo	Front Left, SPECIAL ORDER ONLY	ABS1446HU-D
Cayenne	ABS Wheel Speed Sensor	3.2L, 4.5L	Base, S, Turbo	Rear Left, SPECIAL ORDER ONLY	ABS1446HU-D
Cayenne	ABS Wheel Speed Sensor	3.2L, 4.5L	Base, S, Turbo	Front Right, SPECIAL ORDER ONLY	ABS1448HU-D
Cayenne	ABS Wheel Speed Sensor	3.2L, 4.5L	Base, S, Turbo	Rear Right, SPECIAL ORDER ONLY	ABS1448HU-D
Cayenne	Ignition Coil	3.2L	Base		IGC3847-D
Cayenne	Mass Air Flow Sensor	4.5L	S, Turbo	Units for engine PR No. D9L	MAF8933
<b>2006 Porsche</b>					
911	Ignition Coil	3.6L, 3.8L	Carrera, Carrera 4, Carrera 4S, Carrera S	GAS	IGC0191
Boxster	Ignition Coil	2.7L, 3.2L	Base, S	GAS	IGC0191

Vehicle	Part Type	Engine Size	Trim	Note(s)	Part Number
<b>2006 Porsche (cont'd)</b>					
Cayenne	ABS Wheel Speed Sensor	3.2L, 4.5L	Base, S, Turbo, Turbo S	Front Left, SPECIAL ORDER ONLY	ABS1446HU-D
Cayenne	ABS Wheel Speed Sensor	3.2L, 4.5L	Base, S, Turbo, Turbo S	Rear Left, SPECIAL ORDER ONLY	ABS1446HU-D
Cayenne	ABS Wheel Speed Sensor	3.2L, 4.5L	Base, S, Turbo, Turbo S	Front Right, SPECIAL ORDER ONLY	ABS1448HU-D
Cayenne	ABS Wheel Speed Sensor	3.2L, 4.5L	Base, S, Turbo, Turbo S	Rear Right, SPECIAL ORDER ONLY	ABS1448HU-D
Cayenne	Ignition Coil	3.2L	Base		IGC3847-D
Cayenne	Mass Air Flow Sensor	4.5L	S, Turbo, Turbo S	Units for engine PR No. D9L	MAF8933
Cayman	Ignition Coil	3.4L	S	GAS	IGC0191
<b>2007 Porsche</b>					
911	Ignition Coil	3.6L, 3.8L	Carrera 4S, Carrera S, GT3, GT3 RS, Targa 4S	GAS	IGC0191
911	Ignition Coil	3.6L	Carrera, Carrera 4, Targa 4	GAS, Naturally Aspirated	IGC0191
911	Ignition Coil	3.6L	Turbo	GAS, Turbocharged	IGC0191
Boxster	Ignition Coil	2.7L, 3.4L	Base, S	GAS	IGC0191
Cayman	Ignition Coil	2.7L, 3.4L	Base, S	GAS	IGC0191
<b>2008 Porsche</b>					
911	Ignition Coil	3.6L, 3.8L	Carrera 4S, Carrera S, GT3, GT3 RS, Targa 4S	GAS	IGC0191
911	Ignition Coil	3.6L	Carrera, Carrera 4, Targa 4	GAS, Naturally Aspirated	IGC0191
911	Ignition Coil	3.6L	GT2, Turbo	GAS, Turbocharged	IGC0191
Boxster	Ignition Coil	2.7L, 3.4L	Base, Limited Edition, RS 60 Spyder, S, S Limited Edition, S Porsche Design 2	GAS	IGC0191
Cayenne	ABS Wheel Speed Sensor	3.6L, 4.8L	Base, GTS, S, Turbo	Front Left, SPECIAL ORDER ONLY	ABS1446HU-D
Cayenne	ABS Wheel Speed Sensor	3.6L, 4.8L	Base, GTS, S, Turbo	Rear Left, SPECIAL ORDER ONLY	ABS1446HU-D
Cayenne	ABS Wheel Speed Sensor	3.6L, 4.8L	Base, GTS, S, Turbo	Front Right, SPECIAL ORDER ONLY	ABS1448HU-D
Cayenne	ABS Wheel Speed Sensor	3.6L, 4.8L	Base, GTS, S, Turbo	Rear Right, SPECIAL ORDER ONLY	ABS1448HU-D

Vehicle	Part Type	Engine Size	Trim	Note(s)	Part Number
<b>2008 Porsche (cont'd)</b>					
Cayenne	Direct Injection High Pressure Fuel Pump	3.6L	Base	From Engine Serial Number 638 08943, To Engine Serial Number 638 24762, Actual OE, EXTERNAL HIGH-PRESSURE PUMP	HPP0013
Cayenne	Ignition Coil	3.6L	Base		IGC3847-D
Cayenne	Alternator	3.6L	Base	Actual OE; Water Cooled Alternator, Water Cooler Alternator	LR1190-919-D
Cayenne	Alternator	4.8L	GTS, S, Turbo	Actual OE; Water Cooled Alternator, Water Cooler Alternator	LR1190-925C-D
Cayman	Ignition Coil	2.7L, 3.4L	Base, S, S Porsche Design	GAS	IGC0191
<b>2009 Porsche</b>					
911	Ignition Coil	3.6L	GT2, Turbo	GAS	IGC0191
Cayenne	ABS Wheel Speed Sensor	3.6L, 4.8L	Base, GTS, S, Turbo, Turbo S	Front Left, SPECIAL ORDER ONLY	ABS1446HU-D
Cayenne	ABS Wheel Speed Sensor	3.6L, 4.8L	Base, GTS, S, Turbo, Turbo S	Rear Left, SPECIAL ORDER ONLY	ABS1446HU-D
Cayenne	ABS Wheel Speed Sensor	3.6L, 4.8L	Base, GTS, S, Turbo, Turbo S	Front Right, SPECIAL ORDER ONLY	ABS1448HU-D
Cayenne	ABS Wheel Speed Sensor	3.6L, 4.8L	Base, GTS, S, Turbo, Turbo S	Rear Right, SPECIAL ORDER ONLY	ABS1448HU-D
Cayenne	Direct Injection High Pressure Fuel Pump	3.6L	Base	Actual OE, EXTERNAL HIGH-PRESSURE PUMP	HPP0013
Cayenne	Ignition Coil	3.6L	Base		IGC3847-D
Cayenne	Alternator	3.6L	Base	Actual OE; Water Cooled Alternator, Water Cooler Alternator	LR1190-919-D
Cayenne	Alternator	4.8L	GTS, S, Turbo, Turbo S	Actual OE; Water Cooled Alternator, Water Cooler Alternator	LR1190-925C-D
<b>2010 Porsche</b>					
Cayenne	ABS Wheel Speed Sensor	3.6L, 4.8L	Base, GTS, S, S Transsyberia, Turbo, Turbo S	Front Left, SPECIAL ORDER ONLY	ABS1446HU-D

Vehicle	Part Type	Engine Size	Trim	Note(s)	Part Number
<b>2010 Porsche (cont'd)</b>					
Cayenne	ABS Wheel Speed Sensor	3.6L, 4.8L	Base, GTS, S, S Transsyberia, Turbo, Turbo S	Rear Left, SPECIAL ORDER ONLY	ABS1446HU-D
Cayenne	ABS Wheel Speed Sensor	3.6L, 4.8L	Base, GTS, S, S Transsyberia, Turbo, Turbo S	Front Right, SPECIAL ORDER ONLY	ABS1448HU-D
Cayenne	ABS Wheel Speed Sensor	3.6L, 4.8L	Base, GTS, S, S Transsyberia, Turbo, Turbo S	Rear Right, SPECIAL ORDER ONLY	ABS1448HU-D
Cayenne	Direct Injection High Pressure Fuel Pump	3.6L	Base	Actual OE, EXTERNAL HIGH-PRESSURE PUMP	HPP0013
Cayenne	Ignition Coil	3.6L	Base		IGC3847-D
Cayenne	Alternator	4.8L	GTS, S, S Transsyberia, Turbo, Turbo S	Actual OE; Water Cooled Alternator, Water Cooler Alternator	LR1190-925C-D
<b>2011 Porsche</b>					
911	Ignition Coil	3.6L	GT2, GT2 RS	GAS	IGC0191
Cayenne	ABS Wheel Speed Sensor	3.0L, 3.6L, 4.8L	Base, S, S Hybrid, Turbo	Front	ABS1444-HU
Cayenne	ABS Wheel Speed Sensor	3.0L, 3.6L, 4.8L	Base, S, S Hybrid, Turbo	W/O Harness, Rear	ABS1444-HU
Cayenne	Ignition Coil	3.6L	Base		IGC3847-D
<b>2012 Porsche</b>					
Cayenne	ABS Wheel Speed Sensor	3.0L, 3.6L, 4.8L	Base, S, S Hybrid, Turbo	Front	ABS1444-HU
Cayenne	ABS Wheel Speed Sensor	3.0L, 3.6L, 4.8L	Base, S, S Hybrid, Turbo	W/O Harness, Rear	ABS1444-HU
Cayenne	Ignition Coil	3.6L	Base		IGC3847-D
Panamera	Mass Air Flow Sensor	3.0L	Base	JNP-13472, DIESEL, Actual OE	MAF0135
<b>2013 Porsche</b>					
Cayenne	ABS Wheel Speed Sensor	3.0L, 3.6L, 4.8L	Base, Diesel, GTS, S, S Hybrid, Turbo, Turbo S	Front	ABS1444-HU
Cayenne	ABS Wheel Speed Sensor	3.0L, 3.6L, 4.8L	Base, Diesel, GTS, S, S Hybrid, Turbo, Turbo S	W/O Harness, Rear	ABS1444-HU
Cayenne	Ignition Coil	3.6L	Base		IGC3847-D
Panamera	Mass Air Flow Sensor	3.0L	Base	JNP-13472, DIESEL, Actual OE	MAF0135
<b>2014 Porsche</b>					
Cayenne	ABS Wheel Speed Sensor	3.0L, 3.6L, 4.8L	Base, Diesel, Diesel Platinum Edition, GTS, Platinum Edition, S, S Hybrid, Turbo, Turbo S	Front	ABS1444-HU

Vehicle	Part Type	Engine Size	Trim	Note(s)	Part Number
<b>2014 Porsche (cont'd)</b>					
Cayenne	ABS Wheel Speed Sensor	3.0L, 3.6L, 4.8L	Base, Diesel, Diesel Platinum Edition, GTS, Platinum Edition, S, S Hybrid, Turbo, Turbo S	W/O Harness, Rear	ABS1444-HU
Cayenne	Ignition Coil	3.6L	Base, Platinum Edition		IGC3847-D
Panamera	Alternator	4.8L	Turbo, Turbo Executive, Turbo S, Turbo S Executive	Turbocharged, Actual OE; Water Cooled Alternator, Water Cooler Alternator	LR1190-936G-D
Panamera	Mass Air Flow Sensor	3.0L	Base	DIESEL, Actual OE	MAF0135
<b>2015 Porsche</b>					
918 Spyder	ABS Wheel Speed Sensor	4.6L	Base	Rear	ABS1439-HU
918 Spyder	ABS Wheel Speed Sensor	4.6L	Base	Front	ABS1443-HU
918 Spyder	ABS Wheel Speed Sensor	4.6L	Base	Rear	ABS1443-HU
Cayenne	ABS Wheel Speed Sensor	3.0L, 3.6L, 4.8L	Base, Diesel, GTS, S, S E-Hybrid, Turbo	Front	ABS1444-HU
Cayenne	ABS Wheel Speed Sensor	3.0L, 3.6L, 4.8L	Base, Diesel, GTS, S, S E-Hybrid, Turbo	W/O Harness, Rear	ABS1444-HU
Cayenne	Ignition Coil	3.6L	GTS, S		IGC3847-D
Panamera	Alternator	4.8L	Turbo, Turbo Executive, Turbo S, Turbo S Executive	Turbocharged, Actual OE; Water Cooled Alternator, Water Cooler Alternator	LR1190-936G-D
Panamera	Mass Air Flow Sensor	3.0L	Base	JNP-13472, DIESEL, Actual OE	MAF0135
<b>2016 Porsche</b>					
Cayenne	ABS Wheel Speed Sensor	3.0L, 3.6L, 4.8L	Base, Diesel, GTS, S, S E-Hybrid, Turbo, Turbo S	Front	ABS1444-HU
Cayenne	ABS Wheel Speed Sensor	3.0L, 3.6L, 4.8L	Base, Diesel, GTS, S, S E-Hybrid, Turbo, Turbo S	W/O Harness, Rear	ABS1444-HU
Cayenne	Ignition Coil	3.6L	Base		IGC3847-D
Panamera	Alternator	4.8L	Exclusive, Turbo, Turbo Executive, Turbo S, Turbo S Executive	Turbocharged, Actual OE; Water Cooled Alternator, Water Cooler Alternator	LR1190-936G-D
Panamera	Mass Air Flow Sensor	3.0L	Base	JNP-13472, DIESEL, Actual OE	MAF0135

Vehicle	Part Type	Engine Size	Trim	Note(s)	Part Number
<b>2017 Porsche</b>					
Cayenne	ABS Wheel Speed Sensor	3.0L, 3.6L, 4.8L	Base, GTS, Platinum Edition, S, S E-Hybrid, S E-Hybrid Platinum Edition, Turbo, Turbo S	W/O Harness; Deleted W/O Replacement, Front	ABS1444-HU
Cayenne	Ignition Coil	3.6L	Base, Platinum Edition		IGC3847-D
<b>2018 Porsche</b>					
Cayenne	ABS Wheel Speed Sensor	3.0L, 3.6L, 4.8L	Base, GTS, Platinum Edition, S, S E-Hybrid, S E-Hybrid Platinum Edition, Turbo, Turbo S	Discontinued, Front, 4-Wheel ABS	ABS1444-HU
Cayenne	ABS Wheel Speed Sensor	3.0L, 3.6L, 4.8L	Base, GTS, Platinum Edition, S, S E-Hybrid, S E-Hybrid Platinum Edition, Turbo, Turbo S	Discontinued, Rear, 4-Wheel ABS	ABS1444-HU
Panamera	Direct Injection High Pressure Fuel Pump	2.9L	4 E-Hybrid, 4 E-Hybrid Executive, 4 E-Hybrid Sport Turismo	With OE No. 9A7 127 026 11; PAC 127 026, ELECTRIC/GAS	HPP0032
Panamera	Direct Injection High Pressure Fuel Pump	3.0L	4, 4 Executive, 4 Sport Turismo, Base	With OE No. 9A7 127 026 11; PAC 127 026, GAS	HPP0032
<b>2019 Porsche</b>					
Cayenne	Direct Injection High Pressure Fuel Pump	2.9L, 3.0L, 4.0L	Base, S, Turbo	To 21/04/2019, With OE No. 9A7 127 026 11; PAC 127 026, GAS	HPP0032
Panamera	Direct Injection High Pressure Fuel Pump	2.9L	4 E-Hybrid, 4 E-Hybrid Executive, 4 E-Hybrid Sport Turismo	To 21/04/2019, With OE No. 9A7 127 026 11; PAC 127 026, ELECTRIC/GAS	HPP0032
<b>2020 Porsche</b>					
Panamera	Direct Injection High Pressure Fuel Pump	2.9L	4 E-Hybrid, 4 E-Hybrid 10 Years Edition, 4 E-Hybrid Executive, 4 E-Hybrid Sport Turismo	With OE No. 9A7 127 026 11; PAC 127 026, ELECTRIC/GAS, DGPA	HPP0032
Panamera	Direct Injection High Pressure Fuel Pump	2.9L	10 Year Edition, 4S, 4S Executive, 4S Sport Turismo	With OE No. 9A7 127 026 11; PAC 127 026, GAS, CSZA	HPP0032
Panamera	Direct Injection High Pressure Fuel Pump	3.0L	4, 4 Executive, 4 Sport Turismo, Base	With OE No. 9A7 127 026 11; PAC 127 026, GAS, CXTA	HPP0032
<b>2002 Seat</b>					
Alhambra	Voltage Regulator	1.8L	Stella		ALR0696
<b>2003 Seat</b>					
Alhambra	Voltage Regulator	1.8L	Stella		ALR0696

Vehicle	Part Type	Engine Size	Trim	Note(s)	Part Number
<b>2004 Seat</b>					
Alhambra	Voltage Regulator	1.8L	Stella		ALR0696
<b>2005 Seat</b>					
Alhambra	Voltage Regulator	1.8L	Reference		ALR0696
Altea	Direct Injection High Pressure Fuel Pump	2.0L	Stylance	MEX, Actual OE, EXTERNAL HIGH-PRESSURE PUMP	HPP0004
<b>2006 Seat</b>					
Alhambra	Voltage Regulator	1.8L	Reference		ALR0696
Altea	Direct Injection High Pressure Fuel Pump	2.0L	Reference, Stylance	MEX, Actual OE, EXTERNAL HIGH-PRESSURE PUMP	HPP0004
Toledo	Direct Injection High Pressure Fuel Pump	2.0L	Reference, Stylance	MEX, Actual OE, EXTERNAL HIGH-PRESSURE PUMP	HPP0004
<b>2007 Seat</b>					
Alhambra	Voltage Regulator	1.8L	Reference		ALR0696
Leon	Direct Injection High Pressure Fuel Pump	2.0L	2.0T FSI, Reference, Stylance	MEX, Actual OE, EXTERNAL HIGH-PRESSURE PUMP	HPP0004
<b>2008 Seat</b>					
Leon	Direct Injection High Pressure Fuel Pump	2.0L	2.0T FSI, Cupra, Stylance	MEX, Actual OE, EXTERNAL HIGH-PRESSURE PUMP	HPP0004
<b>2009 Seat</b>					
Leon	Fuel Pump	1.4L	Reference		FUP3058
Leon	Direct Injection High Pressure Fuel Pump	2.0L	Cupra	MEX, Actual OE, EXTERNAL HIGH-PRESSURE PUMP	HPP0004
<b>2010 Seat</b>					
Leon	Fuel Pump	1.4L	Reference		FUP3058
Leon	Direct Injection High Pressure Fuel Pump	2.0L	Cupra, FR	MEX, Actual OE, EXTERNAL HIGH-PRESSURE PUMP	HPP0004
<b>2011 Seat</b>					
Leon	Direct Injection High Pressure Fuel Pump	2.0L	Cupra, FR	MEX, Actual OE, EXTERNAL HIGH-PRESSURE PUMP	HPP0004

Vehicle	Part Type	Engine Size	Trim	Note(s)	Part Number
<b>2012 Seat</b>					
Leon	Fuel Pump	1.4L	Base		FUP3058
Leon	Direct Injection High Pressure Fuel Pump	2.0L	Cupra, FR	MEX, Actual OE, EXTERNAL HIGH-PRESSURE PUMP	HPP0004
<b>2015 Seat</b>					
Toledo	Fuel Pump	1.2L, 1.4L	Style		FUP3058
<b>1968 Volkswagen</b>					
Transporter	Voltage Regulator	1.6L	Base		ALR0502
<b>1969 Volkswagen</b>					
Transporter	Voltage Regulator	1.6L	Base		ALR0502
<b>1970 Volkswagen</b>					
Transporter	Voltage Regulator	1.6L	Base		ALR0502
<b>1971 Volkswagen</b>					
Transporter	Voltage Regulator	1.6L	211, 215, 261, 265, Base		ALR0502
<b>1972 Volkswagen</b>					
Super Beetle	Voltage Regulator	1.6L	Base		ALR0502
Transporter	Voltage Regulator	1.6L	211, 215, Base		ALR0502
<b>1973 Volkswagen</b>					
Super Beetle	Voltage Regulator	1.6L	Base		ALR0502
Transporter	Voltage Regulator	1.6L	211, 215, Base		ALR0502
<b>1974 Volkswagen</b>					
Super Beetle	Voltage Regulator	1.6L	Base		ALR0502
Transporter	Voltage Regulator	1.6L	211, Base		ALR0502
<b>1975 Volkswagen</b>					
Beetle	Voltage Regulator	1.6L	Base		ALR0502
Super Beetle	Voltage Regulator	1.6L	Base		ALR0502
<b>1976 Volkswagen</b>					
Beetle	Voltage Regulator	1.6L	Base		ALR0502
Super Beetle	Voltage Regulator	1.6L	Base		ALR0502
<b>1977 Volkswagen</b>					
Beetle	Voltage Regulator	1.6L	Base		ALR0502
Super Beetle	Voltage Regulator	1.6L	Base		ALR0502
<b>1978 Volkswagen</b>					
Beetle	Voltage Regulator	1.6L	Base		ALR0502
Super Beetle	Voltage Regulator	1.6L	Base		ALR0502
<b>1979 Volkswagen</b>					
Beetle	Voltage Regulator	1.6L	Base		ALR0502



Vehicle	Part Type	Engine Size	Trim	Note(s)	Part Number
<b>1979 Volkswagen (cont'd)</b>					
Super Beetle	Voltage Regulator	1.6L	Base		ALR0502
<b>1991 Volkswagen</b>					
Golf	Voltage Regulator	1.8L	Basico, Eclipse, GL, GTI, GTI 8-Valve		ALR0696
Jetta	Voltage Regulator	1.8L	Base, Basico, Carat, GL, GLI Carat		ALR0696
Passat	Voltage Regulator	1.8L	Syncro		ALR0696
<b>1992 Volkswagen</b>					
EuroVan	Voltage Regulator	2.5L	CL, CV, GL		ALR0696
Golf	Voltage Regulator	1.8L	Basico, CL, GL, GTI 8-Valve		ALR0696
Jetta	Voltage Regulator	1.8L	Base, Carat, GL, GLI Carat		ALR0696
Passat	Voltage Regulator	1.8L	Syncro		ALR0696
Transporter	Voltage Regulator	2.5L	Base		ALR0696
<b>1993 Volkswagen</b>					
EuroVan	Voltage Regulator	2.4L, 2.5L	Base, CL, CV, GL, MV		ALR0696
Golf	Voltage Regulator	1.8L, 2.0L	Base, CL, GL, GTI		ALR0696
Golf	Voltage Regulator	1.9L	Base	DIESEL	ALR0696
Golf	Mass Air Flow Sensor	2.0L	GL	ABA, Actual OE	MAF0072
Jetta	Voltage Regulator	1.8L, 2.0L	Base, GL, GLS		ALR0696
Jetta	Voltage Regulator	1.9L	Base	DIESEL	ALR0696
Jetta	Mass Air Flow Sensor	2.0L	GL	ABA, Actual OE	MAF0072
Passat	Voltage Regulator	1.9L	Base	DIESEL, AAZ	ALR0696
Passat	Voltage Regulator	2.8L	GLS, GLX	GAS, AAA	ALR0696
Passat	Voltage Regulator	1.8L	Syncro	GAS, PG	ALR0696
Transporter	Voltage Regulator	2.4L, 2.5L	Base		ALR0696
<b>1994 Volkswagen</b>					
EuroVan	Voltage Regulator	2.4L, 2.5L	Base, CV, GLS		ALR0696
Golf	Voltage Regulator	1.8L, 2.0L	CL, GL, GT, GTI, Limited Edition		ALR0696
Golf	Voltage Regulator	1.9L	CL	DIESEL	ALR0696
Golf	Mass Air Flow Sensor	2.0L	GL, GTI, Limited Edition	ABA, Actual OE	MAF0072
Jetta	Voltage Regulator	1.8L, 2.0L, 2.8L	Base, CL, Carat, GL, GLS, GLX, Limited Edition		ALR0696
Jetta	Voltage Regulator	1.9L	Base	DIESEL	ALR0696
Jetta	Mass Air Flow Sensor	2.0L	GL, GLS, Limited Edition	ABA, Actual OE	MAF0072
Passat	Voltage Regulator	2.8L	GLX		ALR0696
Passat	Voltage Regulator	1.9L	Base	DIESEL	ALR0696
Transporter	Voltage Regulator	2.4L	Base		ALR0696

Vehicle	Part Type	Engine Size	Trim	Note(s)	Part Number
<b>1995 Volkswagen</b>					
Cabrio	ABS Wheel Speed Sensor	2.0L	Base	Front Left	ABS1400
Cabrio	ABS Wheel Speed Sensor	2.0L	Base	Front Right	ABS1401
Cabrio	ABS Wheel Speed Sensor	2.0L	Base	W/ harness, To vin1E-S-021 847, Rear, SPECIAL ORDER ONLY	ABS1404HU-D
Cabrio	ABS Wheel Speed Sensor	2.0L	Base	W/ harness, From vin 1E-S-021 848, Rear, SPECIAL ORDER ONLY	ABS1405HU-D
Cabrio	Voltage Regulator	2.0L	Base		ALR0696
Cabrio	Engine Cooling Fan Controller	2.0L	Base		ECF2219-D
Cabrio	Fuel Pump Module Assembly	2.0L	Base	SPECIAL ORDER ONLY	FUP3322-D
Cabrio	Fuel Pump	2.0L	Base	W/ HOUSING, In-Tank, SPECIAL ORDER ONLY	FUP3364HU-D
Cabrio	Ignition Coil	2.0L	Base		IGC8415-D
Cabrio	Mass Air Flow Sensor	2.0L	Base	ABA, Actual OE	MAF0072
Corrado	ABS Wheel Speed Sensor	2.8L	Base	W/ harness, Front Left	ABS1400
Corrado	ABS Wheel Speed Sensor	2.8L	Base	W/ harness, Front Right	ABS1401
Corrado	ABS Wheel Speed Sensor	2.8L	Base	W/ harness, Rear, SPECIAL ORDER ONLY	ABS1404HU-D
Corrado	Engine Cooling Fan Controller	2.8L	Base	AAA	ECF2219-D
Corrado	Fuel Pump	2.8L	Base	W/ HOUSING, In-Tank, SPECIAL ORDER ONLY	FUP3364HU-D
Corrado	Fuel Pump	2.8L	Base	Swirlpot, fuel pump;W/ HOUSING, In-Tank, SPECIAL ORDER ONLY	FUP3401HU-D
EuroVan	ABS Wheel Speed Sensor	2.5L	Base, Camper, GLS, Transport	W/ harness, Front, SPECIAL ORDER ONLY	ABS1430HU-D
EuroVan	Voltage Regulator	2.4L, 2.5L	Base, Camper, GLS, Transport		ALR0696
EuroVan	Fuel Pump	2.5L	Base, Camper, GLS, Transport	W/ HOUSING, In-Tank, SPECIAL ORDER ONLY	FUP3364HU-D

Vehicle	Part Type	Engine Size	Trim	Note(s)	Part Number
<b>1995 Volkswagen (cont'd)</b>					
EuroVan	Diesel Glow Plug Relay	2.4L	GLS, Transport	DIESEL, AAB, Standard Passenger Van, SPECIAL ORDER ONLY	GLP2062-D
EuroVan	Diesel Glow Plug Relay	2.4L	Camper	DIESEL, AAB, Van Camper, SPECIAL ORDER ONLY	GLP2062-D
EuroVan	Ignition Coil	2.5L	Base, Camper, GLS, Transport		IGC8415-D
EuroVan	Spark Plug Wire	2.4L	Camper, GLS, Transport	B1X520;B6X440;B6X720, DIESEL, AAB, SPECIAL ORDER ONLY	SPW4810HU-D
Golf	ABS Wheel Speed Sensor	1.8L, 1.9L, 2.0L, 2.8L	Base, CL, Celebration Edition, City, GL, GTI, GTI VR6, Sport	Front Left	ABS1400
Golf	ABS Wheel Speed Sensor	1.8L, 1.9L, 2.0L, 2.8L	Base, CL, Celebration Edition, City, GL, GTI, GTI VR6, Sport	Front Right	ABS1401
Golf	ABS Wheel Speed Sensor	1.8L, 1.9L, 2.0L, 2.8L	Base, CL, Celebration Edition, City, GL, GTI, GTI VR6, Sport	W/ harness, Rear, SPECIAL ORDER ONLY	ABS1405HU-D
Golf	Voltage Regulator	1.8L, 2.0L, 2.8L	Base, CL, Celebration Edition, City, GL, GTI, GTI VR6, Manhattan, Sport		ALR0696
Golf	Voltage Regulator	1.9L	Base	DIESEL	ALR0696
Golf	Engine Cooling Fan Controller	2.8L	GTI VR6	AAA	ECF2219-D
Golf	Fuel Pump Module Assembly	2.8L	GTI VR6	AAA, SPECIAL ORDER ONLY	FUP3322-D
Golf	Fuel Pump Module Assembly	2.0L	Celebration Edition, City, GL, GTI, Sport	ABA, SPECIAL ORDER ONLY	FUP3322-D
Golf	Fuel Pump Module Assembly	1.8L	Base, CL	ACC, SPECIAL ORDER ONLY	FUP3322-D
Golf	Fuel Pump	2.8L	GTI VR6	W/ HOUSING, In-Tank, AAA, SPECIAL ORDER ONLY	FUP3364HU-D
Golf	Fuel Pump	2.0L	Celebration Edition, City, GL, GTI, Sport	W/ HOUSING, In-Tank, ABA, SPECIAL ORDER ONLY	FUP3364HU-D
Golf	Fuel Pump	1.8L	Base, CL	W/ HOUSING, In-Tank, ACC, SPECIAL ORDER ONLY	FUP3364HU-D
Golf	Mass Air Flow Sensor	2.0L	Celebration Edition, City, GL, Sport	ABA, Actual OE	MAF0072
Golf	Mass Air Flow Sensor	2.0L	GTI	Actual OE	MAF0072

Vehicle	Part Type	Engine Size	Trim	Note(s)	Part Number
<b>1995 Volkswagen (cont'd)</b>					
Jetta	ABS Wheel Speed Sensor	1.8L, 1.9L, 2.0L, 2.8L	Base, Carat, Celebration Edition, City, GL, GLS, GLX, VR6	Front Left	ABS1400
Jetta	ABS Wheel Speed Sensor	1.8L, 1.9L, 2.0L, 2.8L	Base, Carat, Celebration Edition, City, GL, GLS, GLX, VR6	Front Right	ABS1401
Jetta	ABS Wheel Speed Sensor	1.8L, 1.9L, 2.0L, 2.8L	Base, Carat, Celebration Edition, City, GL, GLS, GLX, VR6	W/ harness, Rear, SPECIAL ORDER ONLY	ABS1405HU-D
Jetta	Voltage Regulator	1.8L, 2.0L, 2.8L	Base, CL, Celebration Edition, City, GL, GLS, GLX		ALR0696
Jetta	Voltage Regulator	1.9L	Base	DIESEL	ALR0696
Jetta	Engine Cooling Fan Controller	2.8L	GLX	AAA	ECF2219-D
Jetta	Fuel Pump Module Assembly	2.8L	GLX	AAA, SPECIAL ORDER ONLY	FUP3322-D
Jetta	Fuel Pump Module Assembly	2.0L	Celebration Edition, City, GL, GLS	ABA, SPECIAL ORDER ONLY	FUP3322-D
Jetta	Fuel Pump Module Assembly	1.8L	Base	ACC, SPECIAL ORDER ONLY	FUP3322-D
Jetta	Fuel Pump	2.8L	GLX	W/ HOUSING, In-Tank, AAA, SPECIAL ORDER ONLY	FUP3364HU-D
Jetta	Fuel Pump	2.0L	Celebration Edition, City, GL, GLS	W/ HOUSING, In-Tank, ABA, SPECIAL ORDER ONLY	FUP3364HU-D
Jetta	Fuel Pump	1.8L	Base	W/ HOUSING, In-Tank, ACC, SPECIAL ORDER ONLY	FUP3364HU-D
Jetta	Ignition Coil	1.8L, 2.0L	Base, Carat, Celebration Edition, City, GL, GLS		IGC8415-D
Jetta	Mass Air Flow Sensor	2.0L	Celebration Edition, City, GL, GLS	ABA, Actual OE	MAF0072
Jetta	Mass Air Flow Sensor	2.0L	Carat	Actual OE	MAF0072
Passat	ABS Wheel Speed Sensor	1.9L, 2.0L, 2.8L	GLS, GLX, GLX VR6	Front Left	ABS1400
Passat	ABS Wheel Speed Sensor	1.9L, 2.0L, 2.8L	GLS, GLX, GLX VR6	Front Right	ABS1401
Passat	Voltage Regulator	2.0L, 2.8L	GLS, GLX, GLX VR6		ALR0696
Passat	Voltage Regulator	1.9L	GLS	DIESEL	ALR0696
Passat	Engine Cooling Fan Controller	1.9L, 2.0L, 2.8L	GLS, GLX, GLX VR6		ECF2219-D
Passat	Fuel Pump	2.0L	GLS	3 Bar, In-Tank, SPECIAL ORDER ONLY	FUP3364HU-D

Vehicle	Part Type	Engine Size	Trim	Note(s)	Part Number
<b>1995 Volkswagen (cont'd)</b>					
Passat	Fuel Pump	2.8L	GLX, GLX VR6	W/ HOUSING, 4BAR,VDO, In-Tank, SPECIAL ORDER ONLY	FUP3364HU-D
Passat	Fuel Pump	2.0L	GLS	4 Bar, In-Tank, SPECIAL ORDER ONLY	FUP3401HU-D
Passat	Fuel Pump	2.8L	GLX, GLX VR6	Swirlpot, fuel pump, W/ HOUSING, 4BAR,VDO, In-Tank, SPECIAL ORDER ONLY	FUP3401HU-D
Passat	Ignition Coil	2.0L	GLS		IGC8415-D
Passat	Mass Air Flow Sensor	2.0L	GLS	ABA, Actual OE	MAF0072
<b>1996 Volkswagen</b>					
Cabrio	ABS Wheel Speed Sensor	2.0L	Base, Equipado	Front Left	ABS1400
Cabrio	ABS Wheel Speed Sensor	2.0L	Base, Equipado	Front Right	ABS1401
Cabrio	ABS Wheel Speed Sensor	2.0L	Base, Equipado	W/ harness, Rear, SPECIAL ORDER ONLY	ABS1405HU-D
Cabrio	Voltage Regulator	2.0L	Base		ALR0696
Cabrio	Engine Cooling Fan Controller	2.0L	Base, Equipado		ECF2219-D
Cabrio	Fuel Pump Module Assembly	2.0L	Base, Equipado	SPECIAL ORDER ONLY	FUP3322-D
Cabrio	Fuel Pump	2.0L	Base, Equipado	W/ HOUSING, In-Tank, SPECIAL ORDER ONLY	FUP3364HU-D
Cabrio	Ignition Coil	2.0L	Base, Equipado	With Module	IGC8415-D
Cabrio	Ignition Coil	2.0L	Base, Equipado	Coil only	IGC8419
Cabrio	Mass Air Flow Sensor	2.0L	Base	ABA, Actual OE	MAF0072
Cabrio	Mass Air Flow Sensor	2.0L	Equipado	Actual OE	MAF0072
EuroVan	ABS Wheel Speed Sensor	2.4L, 2.5L	Base	W/ harness, Front, SPECIAL ORDER ONLY	ABS1430HU-D
EuroVan	ABS Wheel Speed Sensor	2.4L, 2.5L	Base	W/ harness, From vin 70-T-200 001, Rear Left, SPECIAL ORDER ONLY	ABS1431HU-D
EuroVan	ABS Wheel Speed Sensor	2.4L, 2.5L	Base	W/ harness, From vin 70-T-200 001, Rear Right, SPECIAL ORDER ONLY	ABS1432HU-D

Vehicle	Part Type	Engine Size	Trim	Note(s)	Part Number
<b>1996 Volkswagen (cont'd)</b>					
EuroVan	Voltage Regulator	2.4L, 2.5L	Base		ALR0696
EuroVan	Fuel Pump	2.5L	Base	W/ HOUSING, In-Tank, SPECIAL ORDER ONLY	FUP3364HU-D
EuroVan	Diesel Glow Plug Relay	2.4L	Base	DIESEL, AAB, Standard Passenger Van, SPECIAL ORDER ONLY	GLP2062-D
EuroVan	Ignition Coil	2.5L	Base		IGC8415-D
EuroVan	Ignition Coil	2.4L	Base		IGC8419
EuroVan	Spark Plug Wire	2.4L	Base	B6X440;B6X720, AAB, SPECIAL ORDER ONLY	SPW4810HU-D
EuroVan	Spark Plug Wire	2.5L	Base	B6X440;B6X720, ACU, SPECIAL ORDER ONLY	SPW4810HU-D
Golf	ABS Wheel Speed Sensor	1.8L, 1.9L, 2.0L, 2.8L	CL, GL, GTI, GTI VR6, TDI	Front Left	ABS1400
Golf	ABS Wheel Speed Sensor	1.8L, 1.9L, 2.0L, 2.8L	CL, GL, GTI, GTI VR6, TDI	Front Right	ABS1401
Golf	ABS Wheel Speed Sensor	1.8L, 1.9L, 2.0L, 2.8L	CL, GL, GTI, GTI VR6, TDI	W/ harness, Rear, SPECIAL ORDER ONLY	ABS1405HU-D
Golf	Voltage Regulator	1.8L, 2.0L, 2.8L	Atlanta, CL, City, GL, GTI, GTI VR6, Manhattan, Sport		ALR0696
Golf	Voltage Regulator	1.9L	TDI	DIESEL	ALR0696
Golf	Engine Cooling Fan Controller	2.8L	GTI VR6	AAA	ECF2219-D
Golf	Fuel Pump Module Assembly	2.8L	GTI VR6	AAA, SPECIAL ORDER ONLY	FUP3322-D
Golf	Fuel Pump Module Assembly	2.0L	GL, GTI	ABA, SPECIAL ORDER ONLY	FUP3322-D
Golf	Fuel Pump Module Assembly	1.8L	CL	ACC, SPECIAL ORDER ONLY	FUP3322-D
Golf	Fuel Pump	2.8L	GTI VR6	W/ HOUSING, In-Tank, AAA, SPECIAL ORDER ONLY	FUP3364HU-D
Golf	Fuel Pump	2.0L	GL, GTI	W/ HOUSING, In-Tank, ABA, SPECIAL ORDER ONLY	FUP3364HU-D
Golf	Fuel Pump	1.8L	CL	W/ HOUSING, In-Tank, ACC, SPECIAL ORDER ONLY	FUP3364HU-D
Golf	Ignition Coil	1.8L, 1.9L, 2.0L	CL, GL, GTI, TDI		IGC8419
Golf	Mass Air Flow Sensor	2.0L	GL, GTI	ABA, Actual OE	MAF0072

Vehicle	Part Type	Engine Size	Trim	Note(s)	Part Number
<b>1996 Volkswagen (cont'd)</b>					
Jetta	ABS Wheel Speed Sensor	1.9L, 2.0L, 2.8L	GL, GLS, GLX, TDI, Trek, VR6, Wolfsburg Edition	Front Left	ABS1400
Jetta	ABS Wheel Speed Sensor	1.9L, 2.0L, 2.8L	GL, GLS, GLX, TDI, Trek, VR6, Wolfsburg Edition	Front Right	ABS1401
Jetta	ABS Wheel Speed Sensor	1.9L, 2.0L, 2.8L	GL, GLS, GLX, TDI, Trek, VR6, Wolfsburg Edition	W/ harness, Rear, SPECIAL ORDER ONLY	ABS1405HU-D
Jetta	Voltage Regulator	1.8L, 2.0L, 2.8L	Atlanta, Europa, GL, GLS, GLX, Trek, Wolfsburg Edition		ALR0696
Jetta	Voltage Regulator	1.9L	TDI	DIESEL	ALR0696
Jetta	Engine Cooling Fan Controller	2.8L	GLX	AAA	ECF2219-D
Jetta	Fuel Pump Module Assembly	2.8L	GLX	AAA, SPECIAL ORDER ONLY	FUP3322-D
Jetta	Fuel Pump Module Assembly	2.0L	GL, GLS, Trek, Wolfsburg Edition	ABA, SPECIAL ORDER ONLY	FUP3322-D
Jetta	Fuel Pump	2.8L	GLX	W/ HOUSING, In-Tank, AAA, SPECIAL ORDER ONLY	FUP3364HU-D
Jetta	Fuel Pump	2.0L	GL, GLS, Trek, Wolfsburg Edition	W/ HOUSING, In-Tank, ABA, SPECIAL ORDER ONLY	FUP3364HU-D
Jetta	Ignition Coil	2.0L	GL, GLS, GLX, Trek, Wolfsburg Edition	With Module	IGC8415-D
Jetta	Ignition Coil	2.0L	GL, GLS, GLX, Trek, Wolfsburg Edition	Coil only	IGC8419
Jetta	Mass Air Flow Sensor	2.0L	GL, GLS, Trek, Wolfsburg Edition	ABA, Actual OE	MAF0072
Jetta	Mass Air Flow Sensor	2.0L	GLX	Actual OE	MAF0072
Passat	ABS Wheel Speed Sensor	1.9L, 2.0L, 2.8L	GLS, GLX, GLX VR6, TDI	Front Left	ABS1400
Passat	ABS Wheel Speed Sensor	1.9L, 2.0L, 2.8L	GLS, GLX, GLX VR6, TDI	Front Right	ABS1401
Passat	Voltage Regulator	2.0L, 2.8L	GLS, GLX		ALR0696
Passat	Voltage Regulator	1.9L	TDI	DIESEL	ALR0696
Passat	Engine Cooling Fan Controller	1.9L, 2.0L, 2.8L	GLS, GLX, GLX VR6, TDI		ECF2219-D
Passat	Fuel Pump	2.0L, 2.8L	GLS, GLX, GLX VR6	3 Bar, In-Tank, SPECIAL ORDER ONLY	FUP3364HU-D
Passat	Fuel Pump	2.0L, 2.8L	GLS, GLX, GLX VR6	4 Bar, In-Tank, SPECIAL ORDER ONLY	FUP3401HU-D
Passat	Ignition Coil	2.0L	GLS	With Module	IGC8415-D
Passat	Ignition Coil	2.0L	GLS	Coil only	IGC8419

Vehicle	Part Type	Engine Size	Trim	Note(s)	Part Number
<b>1996 Volkswagen (cont'd)</b>					
Passat	Mass Air Flow Sensor	2.0L	GLS	ABA, Actual OE	MAF0072
Passat	Mass Air Flow Sensor	1.9L	TDI	DIESEL, Actual OE	MAF0072
<b>1997 Volkswagen</b>					
Cabrio	ABS Wheel Speed Sensor	2.0L	Base, High Line	Front Left	ABS1400
Cabrio	ABS Wheel Speed Sensor	2.0L	Base, High Line	Front Right	ABS1401
Cabrio	ABS Wheel Speed Sensor	2.0L	Base, High Line	W/ harness, Rear, SPECIAL ORDER ONLY	ABS1405HU-D
Cabrio	Voltage Regulator	2.0L	Base, High Line		ALR0696
Cabrio	Engine Cooling Fan Controller	2.0L	Base, High Line		ECF2219-D
Cabrio	Fuel Pump Module Assembly	2.0L	Base, High Line	ABA, SPECIAL ORDER ONLY	FUP3322-D
Cabrio	Ignition Coil	2.0L	Base, High Line	With Module	IGC8415-D
Cabrio	Ignition Coil	2.0L	Base, High Line	Coil only	IGC8419
Cabrio	Mass Air Flow Sensor	2.0L	Base, High Line	ABA, Actual OE	MAF0072
EuroVan	ABS Wheel Speed Sensor	2.4L, 2.8L	Camper	W/ harness, Front, SPECIAL ORDER ONLY	ABS1430HU-D
EuroVan	ABS Wheel Speed Sensor	2.4L, 2.8L	Camper	W/ harness, Rear Left, SPECIAL ORDER ONLY	ABS1431HU-D
EuroVan	ABS Wheel Speed Sensor	2.4L, 2.8L	Camper	W/ harness, Rear Right, SPECIAL ORDER ONLY	ABS1432HU-D
EuroVan	Voltage Regulator	2.4L, 2.8L	Camper		ALR0696
EuroVan	Fuel Pump	2.8L	Camper	W/ HOUSING, In-Tank, SPECIAL ORDER ONLY	FUP3364HU-D
EuroVan	Spark Plug Wire	2.8L	Camper	Fits cylinder 1 to 6, AES, SPECIAL ORDER ONLY	SPW4769HU-D
Golf	ABS Wheel Speed Sensor	1.8L, 1.9L, 2.0L, 2.8L	CL, GL, GTI, GTI VR6, Jazz, K2, TDI, Trek	Front Left	ABS1400
Golf	ABS Wheel Speed Sensor	1.8L, 1.9L, 2.0L, 2.8L	CL, GL, GTI, GTI VR6, Jazz, K2, TDI, Trek	Front Right	ABS1401
Golf	ABS Wheel Speed Sensor	1.8L, 1.9L, 2.0L, 2.8L	CL, GL, GTI, GTI VR6, Jazz, K2, TDI, Trek	W/ harness, Rear, SPECIAL ORDER ONLY	ABS1405HU-D
Golf	Voltage Regulator	1.8L, 2.0L, 2.8L	Atlanta, CL, City, GL, GTI, GTI VR6, Jazz, K2, Trek		ALR0696
Golf	Voltage Regulator	1.9L	CL, TDI	DIESEL	ALR0696



Vehicle	Part Type	Engine Size	Trim	Note(s)	Part Number
<b>1997 Volkswagen (cont'd)</b>					
Golf	Engine Cooling Fan Controller	1.8L, 1.9L, 2.0L, 2.8L	Atlanta, CL, City, GL, GTI, GTI VR6, Jazz, K2, TDI, Trek		ECF2219-D
Golf	Fuel Pump Module Assembly	2.8L	GTI VR6	AAA, SPECIAL ORDER ONLY	FUP3322-D
Golf	Fuel Pump Module Assembly	2.0L	GL, GTI, Jazz, K2, Trek	ABA, SPECIAL ORDER ONLY	FUP3322-D
Golf	Fuel Pump Module Assembly	1.8L	CL	ACC, SPECIAL ORDER ONLY	FUP3322-D
Golf	Ignition Coil	1.8L, 2.0L	CL, GL, GTI, Jazz, K2, Trek		IGC8419
Golf	Mass Air Flow Sensor	2.0L	GL, GTI, Jazz, K2, Trek	ABA, Actual OE	MAF0072
Jetta	ABS Wheel Speed Sensor	1.9L, 2.0L, 2.8L	GL, GLS, GLX, GT, Jazz, TDI, VR6	Front Left	ABS1400
Jetta	ABS Wheel Speed Sensor	1.9L, 2.0L, 2.8L	GL, GLS, GLX, GT, Jazz, TDI, VR6	Front Right	ABS1401
Jetta	ABS Wheel Speed Sensor	1.9L, 2.0L, 2.8L	GL, GLS, GLX, GT, Jazz, TDI, VR6	W/ harness, Rear, SPECIAL ORDER ONLY	ABS1405HU-D
Jetta	Voltage Regulator	1.8L, 2.0L, 2.8L	CL, Europa, GL, GLS, GLX, GT, Jazz		ALR0696
Jetta	Voltage Regulator	1.9L	TDI	DIESEL	ALR0696
Jetta	Engine Cooling Fan Controller	1.9L, 2.0L, 2.8L	GL, GLS, GLX, GT, Jazz, TDI, VR6		ECF2219-D
Jetta	Fuel Pump Module Assembly	2.8L	GLX	AAA, SPECIAL ORDER ONLY	FUP3322-D
Jetta	Fuel Pump Module Assembly	2.0L	GL, GLS, GT, Jazz	ABA, SPECIAL ORDER ONLY	FUP3322-D
Jetta	Ignition Coil	2.0L	GL, GLS, GLX, GT, Jazz	With Module	IGC8415-D
Jetta	Ignition Coil	2.0L	GL, GLS, GLX, GT, Jazz	Coil only	IGC8419
Jetta	Mass Air Flow Sensor	2.0L	GL, GLS, GT, Jazz	ABA, Actual OE	MAF0072
Jetta	Mass Air Flow Sensor	2.0L	GLX	Actual OE	MAF0072
Passat	ABS Wheel Speed Sensor	1.9L, 2.8L	GLX, GLX VR6, TDI	Front Left	ABS1400
Passat	ABS Wheel Speed Sensor	1.9L, 2.8L	GLX, GLX VR6, TDI	Front Right	ABS1401
Passat	Voltage Regulator	2.8L	GLX		ALR0696
Passat	Voltage Regulator	1.9L	TDI	DIESEL	ALR0696
Passat	Engine Cooling Fan Controller	1.9L, 2.8L	GLX, GLX VR6, TDI		ECF2219-D
Passat	Fuel Pump	2.8L	GLX, GLX VR6	W/ HOUSING, In-Tank, SPECIAL ORDER ONLY	FUP3364HU-D
Passat	Mass Air Flow Sensor	2.8L	GLX VR6	MEX, Actual OE	MAF0021

Vehicle	Part Type	Engine Size	Trim	Note(s)	Part Number
<b>1998 Volkswagen</b>					
Beetle	ABS Wheel Speed Sensor	1.9L, 2.0L	Base, TDI	Front Left	ABS1400
Beetle	ABS Wheel Speed Sensor	1.9L, 2.0L	Base, TDI	Front Right	ABS1401
Beetle	ABS Wheel Speed Sensor	1.9L, 2.0L	Base, TDI	Rear	ABS1403
Beetle	Voltage Regulator	1.9L	TDI	DIESEL, ALH	ALR0573
Beetle	Voltage Regulator	2.0L	Base	GAS, AEG	ALR0573
Beetle	Voltage Regulator	2.0L	Base	GAS, AEG	ALR0696
Beetle	Engine Crankshaft Position Sensor	2.0L	Base		CPS8140HU-D
Beetle	Engine Camshaft Position Sensor	2.0L	Base		CPS8158HU-D
Beetle	Fuel Pump Module Assembly	2.0L	Base	3,0BAR, SPECIAL ORDER ONLY	FUP3314-D
Beetle	Ignition Coil	2.0L	Base		IGC0133
Beetle	Mass Air Flow Sensor	1.9L	TDI		MAF8951
Beetle	Mass Air Flow Sensor	2.0L	Base		MAF8955-D
Beetle	Spark Plug Wire	2.0L	Base	cylinders 1-4, AEG, SPECIAL ORDER ONLY	SPW4792HU-D
Beetle	Manifold Absolute Pressure Sensor	1.9L	TDI	DIESEL, Turbocharged, ALH	TRB8213-HU
Cabrio	ABS Wheel Speed Sensor	2.0L	Base, GL, GLS	Front Left	ABS1400
Cabrio	ABS Wheel Speed Sensor	2.0L	Base, GL, GLS	Front Right	ABS1401
Cabrio	ABS Wheel Speed Sensor	2.0L	Base, GL, GLS	W/ harness, Rear, SPECIAL ORDER ONLY	ABS1405HU-D
Cabrio	Voltage Regulator	2.0L	Base, GL, GLS		ALR0696
Cabrio	Engine Cooling Fan Controller	2.0L	Base, GL, GLS		ECF2219-D
Cabrio	Fuel Pump Module Assembly	2.0L	Base, GL, GLS	ABA, SPECIAL ORDER ONLY	FUP3322-D
Cabrio	Ignition Coil	2.0L	Base, GL, GLS	With Module	IGC8415-D
Cabrio	Ignition Coil	2.0L	Base, GL, GLS	Coil only	IGC8419
Cabrio	Mass Air Flow Sensor	2.0L	Base, GL, GLS	ABA, Actual OE	MAF0072
Golf	ABS Wheel Speed Sensor	1.8L, 1.9L, 2.0L, 2.8L	CL, GL, GTI, GTI VR6, K2, TDI	Front Left	ABS1400
Golf	ABS Wheel Speed Sensor	1.8L, 1.9L, 2.0L, 2.8L	CL, GL, GTI, GTI VR6, K2, TDI	Front Right	ABS1401
Golf	ABS Wheel Speed Sensor	1.8L, 1.9L, 2.0L, 2.8L	CL, GL, GTI, GTI VR6, K2, TDI	W/ harness, Rear, SPECIAL ORDER ONLY	ABS1405HU-D

Vehicle	Part Type	Engine Size	Trim	Note(s)	Part Number
<b>1998 Volkswagen (cont'd)</b>					
Golf	Voltage Regulator	1.9L	K2, TDI	DIESEL	ALR0696
Golf	Engine Cooling Fan Controller	1.8L, 1.9L, 2.0L, 2.8L	CL, GL, GTI, GTI VR6, K2, TDI		ECF2219-D
Golf	Fuel Pump Module Assembly	2.8L	GTI VR6	AAA, SPECIAL ORDER ONLY	FUP3322-D
Golf	Fuel Pump Module Assembly	2.0L	GL, GTI, K2	ABA, SPECIAL ORDER ONLY	FUP3322-D
Golf	Fuel Pump Module Assembly	1.8L	CL	ACC, SPECIAL ORDER ONLY	FUP3322-D
Golf	Ignition Coil	1.8L, 2.0L	CL, GL, GTI, K2		IGC8419
Golf	Mass Air Flow Sensor	2.0L	GL, GTI, K2	ABA, Actual OE	MAF0072
Jetta	ABS Wheel Speed Sensor	1.9L, 2.0L, 2.8L	GL, GLS, GLX, GT, K2, TDI, VR6, Wolfsburg Edition	Front Left	ABS1400
Jetta	ABS Wheel Speed Sensor	1.9L, 2.0L, 2.8L	GL, GLS, GLX, GT, K2, TDI, VR6, Wolfsburg Edition	Front Right	ABS1401
Jetta	ABS Wheel Speed Sensor	1.9L, 2.0L, 2.8L	GL, GLS, GLX, GT, K2, TDI, VR6, Wolfsburg Edition	W/ harness, Rear, SPECIAL ORDER ONLY	ABS1405HU-D
Jetta	Voltage Regulator	1.8L, 2.0L, 2.8L	CL, Europa, GL, GLS, GLX, GT, K2, Wolfsburg Edition		ALR0696
Jetta	Voltage Regulator	1.9L	TDI	DIESEL	ALR0696
Jetta	Engine Cooling Fan Controller	1.9L, 2.0L, 2.8L	GL, GLS, GLX, GT, K2, TDI, VR6, Wolfsburg Edition		ECF2219-D
Jetta	Fuel Pump Module Assembly	2.8L	GLX	AAA, SPECIAL ORDER ONLY	FUP3322-D
Jetta	Fuel Pump Module Assembly	2.0L	GL, GLS, GT, K2, Wolfsburg Edition	ABA, SPECIAL ORDER ONLY	FUP3322-D
Jetta	Ignition Coil	2.0L	GL, GLS, GLX, GT, K2, Wolfsburg Edition	With Module	IGC8415-D
Jetta	Ignition Coil	2.0L	GL, GLS, GLX, GT, K2, Wolfsburg Edition	Coil only	IGC8419
Jetta	Mass Air Flow Sensor	2.0L	GL, GLS, GT, K2, Wolfsburg Edition	ABA, Actual OE	MAF0072
Jetta	Mass Air Flow Sensor	2.0L	GLX	Actual OE	MAF0072
Passat	ABS Wheel Speed Sensor	1.8L, 2.8L	GLS, GLX	For vehicles W/ brake pad wear indicator; W/ harness, Front	ABS1417
Passat	ABS Wheel Speed Sensor	1.8L, 2.8L	GLS, GLX	W/ harness, Front, SPECIAL ORDER ONLY	ABS1419HU-D
Passat	ABS Wheel Speed Sensor	1.8L, 2.8L	GLS, GLX	W/ harness, Rear, SPECIAL ORDER ONLY	ABS1433-D

Vehicle	Part Type	Engine Size	Trim	Note(s)	Part Number
<b>1998 Volkswagen (cont'd)</b>					
Passat	Voltage Regulator	1.8L, 2.8L	GLS, GLX		ALR0696
Passat	Fuel Pump	1.8L, 2.8L	GLS, GLX	In-Tank, SPECIAL ORDER ONLY	FUP3387HU-D
Passat	Ignition Control Module	1.8L	GLS	AEB	IGC8055-D
Passat	Mass Air Flow Sensor	2.8L	GLS, GLX	Actual OE	MAF0021
Passat	Mass Air Flow Sensor	1.8L	GLS	From Chassis # 3B-WE175 001, 3B-WP150 001, Actual OE	MAF0072
<b>1999 Volkswagen</b>					
Beetle	ABS Wheel Speed Sensor	1.8L, 1.9L, 2.0L	Base, GL, GLS, GLX, Lujo	Front Left	ABS1400
Beetle	ABS Wheel Speed Sensor	1.8L, 1.9L, 2.0L	Base, GL, GLS, GLX, Lujo	Front Right	ABS1401
Beetle	ABS Wheel Speed Sensor	1.8L, 1.9L, 2.0L	Base, GL, GLS, GLX, Lujo	Rear	ABS1403
Beetle	Voltage Regulator	1.9L	GL, GLS	DIESEL, ALH	ALR0573
Beetle	Voltage Regulator	2.0L	Base, GL, GLS, Lujo	GAS, AEG	ALR0573
Beetle	Voltage Regulator	1.8L	GL, GLS, GLX	GAS, APH	ALR0573
Beetle	Voltage Regulator	2.0L	GL, GLS	GAS, AEG	ALR0696
Beetle	Engine Crankshaft Position Sensor	1.8L, 2.0L	Base, GL, GLS, GLX, Lujo		CPS8140HU-D
Beetle	Engine Camshaft Position Sensor	2.0L	Base, GL, GLS, Lujo		CPS8158HU-D
Beetle	Fuel Pump Module Assembly	1.8L, 2.0L	Base, GL, GLS, GLX, Lujo	3,0BAR, SPECIAL ORDER ONLY	FUP3314-D
Beetle	Ignition Coil	1.8L	GL, GLS, GLX		IGC0132
Beetle	Ignition Coil	2.0L	Base, GL, GLS, Lujo		IGC0133
Beetle	Ignition Control Module	1.8L	GL, GLS, GLX		IGC8055-D
Beetle	Mass Air Flow Sensor	1.9L	GL, GLS		MAF8951
Beetle	Mass Air Flow Sensor	1.8L, 2.0L	Base, GL, GLS, GLX, Lujo		MAF8955-D
Beetle	Spark Plug Wire	2.0L	GL, GLS	cylinders 1-4, AEG, SPECIAL ORDER ONLY	SPW4792HU-D
Beetle	Manifold Absolute Pressure Sensor	1.9L	GL, GLS	DIESEL, Turbocharged, ALH	TRB8213-HU
Cabrio	ABS Wheel Speed Sensor	2.0L	Base, GL, GLS	Front Left	ABS1400
Cabrio	ABS Wheel Speed Sensor	2.0L	Base, GL, GLS	Front Right	ABS1401

Vehicle	Part Type	Engine Size	Trim	Note(s)	Part Number
<b>1999 Volkswagen (cont'd)</b>					
Cabrio	ABS Wheel Speed Sensor	2.0L	Base, GL, GLS	W/ harness, Rear, SPECIAL ORDER ONLY	ABS1405HU-D
Cabrio	Voltage Regulator	2.0L	Base, GLS		ALR0696
Cabrio	Engine Cooling Fan Controller	2.0L	Base, GL, GLS		ECF2219-D
Cabrio	Fuel Pump Module Assembly	2.0L	Base, GL, GLS	SPECIAL ORDER ONLY	FUP3322-D
Cabrio	Ignition Coil	2.0L	Base, GL, GLS	With Module	IGC8415-D
Cabrio	Ignition Coil	2.0L	Base, GL, GLS	Coil only	IGC8419
Cabrio	Mass Air Flow Sensor	2.0L	Base, GLS	ABA, Actual OE	MAF0072
Cabrio	Mass Air Flow Sensor	2.0L	GL	Actual OE	MAF0072
EuroVan	ABS Wheel Speed Sensor	2.8L	GLS, MV	W/ harness, Front, SPECIAL ORDER ONLY	ABS1430HU-D
EuroVan	ABS Wheel Speed Sensor	2.8L	GLS, MV	For 15" wheels; W/ harness, Rear Left, SPECIAL ORDER ONLY	ABS1431HU-D
EuroVan	ABS Wheel Speed Sensor	2.8L	GLS, MV	For 15" wheels; W/ harness, Rear Right, SPECIAL ORDER ONLY	ABS1432HU-D
EuroVan	Voltage Regulator	2.8L	GLS, MV	GAS, AES	ALR0570
EuroVan	Voltage Regulator	2.8L	GLS, MV	GAS, AES	ALR0696
EuroVan	Fuel Pump	2.8L	GLS, MV	W/ HOUSING, In-Tank, SPECIAL ORDER ONLY	FUP3364HU-D
EuroVan	Spark Plug Wire	2.8L	GLS, MV	Fits cylinder 1 to 6, AES, SPECIAL ORDER ONLY	SPW4769HU-D
Golf	ABS Wheel Speed Sensor	1.9L, 2.0L, 2.8L	GL, GLS, GTI, GTI VR6, TDI, Wolfsburg Edition	Front Left	ABS1400
Golf	ABS Wheel Speed Sensor	1.9L, 2.0L, 2.8L	GL, GLS, GTI, GTI VR6, TDI, Wolfsburg Edition	Front Right	ABS1401
Golf	ABS Wheel Speed Sensor	1.9L, 2.0L, 2.8L	GL, GLS, GTI, GTI VR6, TDI, Wolfsburg Edition	Rear	ABS1403
Golf	Voltage Regulator	1.9L	TDI	DIESEL, AHU	ALR0573
Golf	Voltage Regulator	1.9L	GL, TDI	DIESEL, ALH	ALR0573
Golf	Voltage Regulator	2.0L	GL, GLS, GTI, Wolfsburg Edition	GAS, AEG	ALR0573
Golf	Voltage Regulator	2.8L	GTI, GTI VR6	GAS, AFP	ALR0573
Golf	Voltage Regulator	1.9L	TDI	DIESEL, AHU	ALR0696
Golf	Voltage Regulator	1.9L	GL, TDI	DIESEL, ALH	ALR0696
Golf	Voltage Regulator	2.0L	GL, GLS, GTI, Wolfsburg Edition	GAS, AEG	ALR0696

Vehicle	Part Type	Engine Size	Trim	Note(s)	Part Number
<b>1999 Volkswagen (cont'd)</b>					
Golf	Engine Crankshaft Position Sensor	2.0L	GL, GLS, GTI, Wolfsburg Edition	AEG	CPS8140HU-D
Golf	Engine Camshaft Position Sensor	2.0L	GL, GLS, GTI, Wolfsburg Edition	AEG	CPS8158HU-D
Golf	Engine Cooling Fan Controller	1.9L, 2.0L, 2.8L	GL, GLS, GTI, GTI VR6, TDI, Wolfsburg Edition		ECF2219-D
Golf	Fuel Pump Module Assembly	2.0L, 2.8L	GL, GLS, GTI, GTI VR6, Wolfsburg Edition	3,0BAR, SPECIAL ORDER ONLY	FUP3314-D
Golf	Mass Air Flow Sensor	2.8L	GTI, GTI VR6		MAF8366-HU
Golf	Mass Air Flow Sensor	1.9L	GL, TDI		MAF8951
Golf	Mass Air Flow Sensor	2.0L	GL, GLS, GTI, Wolfsburg Edition	AEG	MAF8955-D
Golf	Spark Plug Wire	2.0L	GL, GLS, GTI, Wolfsburg Edition	cylinders 1-4, AEG, SPECIAL ORDER ONLY	SPW4792HU-D
Jetta	ABS Wheel Speed Sensor	1.9L, 2.0L, 2.8L	Base, CL, GL, GLS, GLS Confort, GLS VR6, GLX, GLX VR6, TDI, VR6 Carat, Wolfsburg Edition	Front Left	ABS1400
Jetta	ABS Wheel Speed Sensor	1.9L, 2.0L, 2.8L	Base, CL, GL, GLS, GLS Confort, GLS VR6, GLX, GLX VR6, TDI, VR6 Carat, Wolfsburg Edition	Front Right	ABS1401
Jetta	ABS Wheel Speed Sensor	1.9L, 2.0L, 2.8L	Base, CL, GL, GLS, GLS Confort, GLS VR6, GLX, GLX VR6, TDI, VR6 Carat, Wolfsburg Edition	From vin 9M-X-000 001, Rear	ABS1403
Jetta	ABS Wheel Speed Sensor	1.9L, 2.0L, 2.8L	Base, CL, GL, GLS, GLS Confort, GLS VR6, GLX, GLX VR6, TDI, VR6 Carat, Wolfsburg Edition	To vin 1H-X-245 000, Rear, SPECIAL ORDER ONLY	ABS1405HU-D
Jetta	Voltage Regulator	1.9L	TDI	DIESEL, AHU	ALR0573
Jetta	Voltage Regulator	1.9L	TDI	DIESEL, ALH	ALR0573
Jetta	Voltage Regulator	2.8L	GLX	GAS, AAA	ALR0573
Jetta	Voltage Regulator	2.0L	Base, CL, GL, GLS, GLS Confort, Wolfsburg Edition	GAS, ABA	ALR0573
Jetta	Voltage Regulator	2.0L	GL, GLS	GAS, AEG	ALR0573
Jetta	Voltage Regulator	2.8L	GLS, GLS VR6, GLX, GLX VR6, VR6 Carat	GAS, AFP	ALR0573
Jetta	Voltage Regulator	1.9L	TDI	DIESEL, AHU	ALR0696
Jetta	Voltage Regulator	1.9L	TDI	DIESEL, ALH	ALR0696
Jetta	Voltage Regulator	2.0L	GL, GLS, Wolfsburg Edition	GAS, ABA	ALR0696
Jetta	Voltage Regulator	2.0L	GL, GLS	GAS, AEG	ALR0696
Jetta	Engine Crankshaft Position Sensor	2.0L	Base, CL, GL, GLS, GLS Confort, Wolfsburg Edition	From VIN # 9M-X-000 001	CPS8140HU-D
Jetta	Engine Camshaft Position Sensor	2.0L	GL, GLS	From VIN # 9M-X-000 001, AEG	CPS8158HU-D

Vehicle	Part Type	Engine Size	Trim	Note(s)	Part Number
<b>1999 Volkswagen (cont'd)</b>					
Jetta	Engine Cooling Fan Controller	1.9L, 2.0L, 2.8L	Base, CL, GL, GLS, GLS Confort, GLS VR6, GLX, GLX VR6, TDI, VR6 Carat, Wolfsburg Edition		ECF2219-D
Jetta	Fuel Pump Module Assembly	2.0L, 2.8L	Base, CL, GLS, GLS Confort, GLS VR6, GLX VR6, VR6 Carat	3,0BAR, SPECIAL ORDER ONLY	FUP3314-D
Jetta	Fuel Pump Module Assembly	2.0L, 2.8L	GL, GLS, GLX, Wolfsburg Edition	SPECIAL ORDER ONLY	FUP3314-D
Jetta	Ignition Coil	2.0L	GL, GLS, Wolfsburg Edition	With Module, To VIN 1H-X-245 000, ABA	IGC8415-D
Jetta	Ignition Coil	2.0L	GL, GLS, Wolfsburg Edition	Coil only, ABA	IGC8419
Jetta	Mass Air Flow Sensor	2.0L	GL, GLS, Wolfsburg Edition	ABA, Actual OE	MAF0072
Jetta	Mass Air Flow Sensor	2.8L	GLS, GLX	AFP	MAF8366-HU
Jetta	Mass Air Flow Sensor	1.9L	TDI	ALH	MAF8951
Jetta	Mass Air Flow Sensor	2.0L	GL, GLS	AEG	MAF8955-D
Jetta	Spark Plug Wire	2.0L	GL, GLS	cylinders 1-4, AEG, SPECIAL ORDER ONLY	SPW4792HU-D
Passat	ABS Wheel Speed Sensor	1.8L, 2.8L	1.8T, GLS, GLX, V6	For vehicles W/ brake pad wear indicator; W/ harness, Front	ABS1417
Passat	ABS Wheel Speed Sensor	1.8L, 2.8L	1.8T, GLS, GLX, V6	W/ harness, Front, SPECIAL ORDER ONLY	ABS1419HU-D
Passat	ABS Wheel Speed Sensor	1.8L, 2.8L	1.8T, GLS, GLX, V6	W/ harness, Rear, SPECIAL ORDER ONLY	ABS1433-D
Passat	Voltage Regulator	1.8L, 2.8L	GLS, GLX		ALR0696
Passat	Fuel Pump	1.8L, 2.8L	1.8T, GLS, GLX, V6	In-Tank, FWD, SPECIAL ORDER ONLY	FUP3387HU-D
Passat	Ignition Control Module	1.8L	1.8T, GLS		IGC8055-D
Passat	Mass Air Flow Sensor	2.8L	GLS, GLX, V6	Actual OE	MAF0021
Passat	Mass Air Flow Sensor	1.8L	1.8T, GLS	From Chassis # 3B-WE175 001, 3B-WP150 001, Actual OE	MAF0072
<b>2000 Volkswagen</b>					
Beetle	ABS Wheel Speed Sensor	1.8L, 1.9L, 2.0L	GL, GLS, GLS Turbo, GLX, GLX Turbo	Front Left	ABS1400

Vehicle	Part Type	Engine Size	Trim	Note(s)	Part Number
<b>2000 Volkswagen (cont'd)</b>					
Beetle	ABS Wheel Speed Sensor	1.8L, 1.9L, 2.0L	GL, GLS, GLS Turbo, GLX, GLX Turbo	Front Right	ABS1401
Beetle	ABS Wheel Speed Sensor	1.8L, 1.9L, 2.0L	GL, GLS, GLS Turbo, GLX, GLX Turbo	Rear	ABS1403
Beetle	Voltage Regulator	1.9L	GL, GLS	DIESEL, ALH	ALR0573
Beetle	Voltage Regulator	2.0L	GL, GLS	GAS, AEG	ALR0573
Beetle	Voltage Regulator	1.8L	GL, GLS, GLS Turbo, GLX, GLX Turbo	GAS, APH	ALR0573
Beetle	Voltage Regulator	2.0L	GL, GLS	GAS, AEG	ALR0696
Beetle	Engine Crankshaft Position Sensor	1.8L, 2.0L	GL, GLS, GLS Turbo, GLX, GLX Turbo		CPS8140HU-D
Beetle	Engine Camshaft Position Sensor	2.0L	GL, GLS		CPS8158HU-D
Beetle	Fuel Pump Module Assembly	1.8L, 2.0L	GL, GLS, GLS Turbo, GLX, GLX Turbo	3,0BAR, SPECIAL ORDER ONLY	FUP3314-D
Beetle	Ignition Coil	1.8L	GL, GLS, GLS Turbo, GLX, GLX Turbo		IGC0132
Beetle	Ignition Coil	2.0L	GL, GLS		IGC0133
Beetle	Ignition Control Module	1.8L	GL, GLS, GLS Turbo, GLX, GLX Turbo		IGC8055-D
Beetle	Mass Air Flow Sensor	1.9L	GL, GLS		MAF8951
Beetle	Mass Air Flow Sensor	1.8L, 2.0L	GL, GLS, GLS Turbo, GLX, GLX Turbo		MAF8955-D
Beetle	Spark Plug Wire	2.0L	GL, GLS	cylinders 1-4, AEG, SPECIAL ORDER ONLY	SPW4792HU-D
Beetle	Manifold Absolute Pressure Sensor	1.9L	GL, GLS	DIESEL, Turbocharged, ALH	TRB8213-HU
Cabrio	ABS Wheel Speed Sensor	2.0L	GL, GLS	Front Left	ABS1400
Cabrio	ABS Wheel Speed Sensor	2.0L	GL, GLS	Front Right	ABS1401
Cabrio	ABS Wheel Speed Sensor	2.0L	GL, GLS	W/ harness, Rear, SPECIAL ORDER ONLY	ABS1405HU-D
Cabrio	Voltage Regulator	2.0L	GL, GLS		ALR0696
Cabrio	Engine Cooling Fan Controller	2.0L	GL, GLS		ECF2219-D
Cabrio	Fuel Pump Module Assembly	2.0L	GL, GLS	SPECIAL ORDER ONLY	FUP3322-D
Cabrio	Ignition Coil	2.0L	GL, GLS	With Module	IGC8415-D
Cabrio	Ignition Coil	2.0L	GL, GLS	Coil only	IGC8419
Cabrio	Mass Air Flow Sensor	2.0L	GL, GLS	To Serial # 1V-Y-800 001, Actual OE	MAF0072



Vehicle	Part Type	Engine Size	Trim	Note(s)	Part Number
<b>2000 Volkswagen (cont'd)</b>					
EuroVan	ABS Wheel Speed Sensor	2.8L	GLS, MV, VR6	W/ harness, Front, SPECIAL ORDER ONLY	ABS1430HU-D
EuroVan	ABS Wheel Speed Sensor	2.8L	GLS, MV, VR6	For 15" wheels; W/ harness, Rear Left, SPECIAL ORDER ONLY	ABS1431HU-D
EuroVan	ABS Wheel Speed Sensor	2.8L	GLS, MV, VR6	For 15" wheels; W/ harness, Rear Right, SPECIAL ORDER ONLY	ABS1432HU-D
EuroVan	Voltage Regulator	2.8L	GLS, MV, VR6	GAS, AES	ALR0570
EuroVan	Voltage Regulator	2.8L	GLS, MV	GAS, AES	ALR0696
EuroVan	Fuel Pump	2.8L	GLS, MV, VR6	W/ HOUSING, In-Tank, SPECIAL ORDER ONLY	FUP3364HU-D
EuroVan	Spark Plug Wire	2.8L	GLS, MV	Fits cylinder 1 to 6, AES, SPECIAL ORDER ONLY	SPW4769HU-D
Golf	ABS Wheel Speed Sensor	1.8L, 1.9L, 2.0L, 2.8L	Base, Confort, GL, GLS, GTI, GTI GLS, GTI GLX, Lujo, Verano	Front Left	ABS1400
Golf	ABS Wheel Speed Sensor	1.8L, 1.9L, 2.0L, 2.8L	Base, Confort, GL, GLS, GTI, GTI GLS, GTI GLX, Lujo, Verano	Front Right	ABS1401
Golf	ABS Wheel Speed Sensor	1.8L, 1.9L, 2.0L, 2.8L	Base, Confort, GL, GLS, GTI, GTI GLS, GTI GLX, Lujo, Verano	Rear	ABS1403
Golf	Voltage Regulator	1.9L	GL, GLS	DIESEL, ALH	ALR0573
Golf	Voltage Regulator	2.0L	Base, Confort, GL, GLS, GTI, GTI GLS, Lujo, Verano	GAS, AEG	ALR0573
Golf	Voltage Regulator	2.8L	GTI GLX	GAS, AFP	ALR0573
Golf	Voltage Regulator	1.8L	GLS, GTI GLS	GAS, AWD	ALR0573
Golf	Voltage Regulator	1.9L	GL, GLS	DIESEL, ALH	ALR0696
Golf	Voltage Regulator	2.0L	GL, GLS, GTI GLS	GAS, AEG	ALR0696
Golf	Voltage Regulator	1.8L	GLS, GTI GLS	GAS, AWD	ALR0696
Golf	Engine Crankshaft Position Sensor	2.0L	Base, Confort, GL, GLS, GTI, GTI GLS, Lujo, Verano		CPS8140HU-D
Golf	Engine Camshaft Position Sensor	2.0L	Base, Confort, GL, GLS, GTI, GTI GLS, Lujo, Verano		CPS8158HU-D
Golf	Engine Crankshaft Position Sensor	1.8L	GLS, GTI GLS		CPS8161HU-D
Golf	Fuel Pump Module Assembly	1.8L, 2.0L, 2.8L	Base, Confort, GL, GLS, GTI, GTI GLS, GTI GLX, Lujo, Verano	3,0BAR, SPECIAL ORDER ONLY	FUP3314-D
Golf	Ignition Coil	1.8L, 2.0L, 2.8L	Base, Confort, GL, GLS, GTI, GTI GLS, GTI GLX, Lujo, Verano		IGC0149

Vehicle	Part Type	Engine Size	Trim	Note(s)	Part Number
<b>2000 Volkswagen (cont'd)</b>					
Golf	Mass Air Flow Sensor	2.8L	GTI GLX		MAF8366-HU
Golf	Mass Air Flow Sensor	1.9L	GL, GLS		MAF8951
Golf	Mass Air Flow Sensor	2.0L	Base, Confort, GL, GLS, GTI, GTI GLS, Lujó, Verano		MAF8955-D
Golf	Mass Air Flow Sensor	1.8L	GLS, GTI GLS		MAF8970
Golf	Spark Plug Wire	2.0L	GL, GLS, GTI GLS	Cylinders 1-4, AEG, SPECIAL ORDER ONLY	SPW4792HU-D
Golf	Spark Plug Wire	2.8L	GTI GLX	Cylinders 1-6, AFP, SPECIAL ORDER ONLY	SPW4959HU-D
Jetta	ABS Wheel Speed Sensor	1.8L, 1.9L, 2.0L, 2.8L	GL, GL Confort, GLS, GLS Turbo, GLS VR6, GLX, GLX VR6, TDI	Front Left	ABS1400
Jetta	ABS Wheel Speed Sensor	1.8L, 1.9L, 2.0L, 2.8L	GL, GL Confort, GLS, GLS Turbo, GLS VR6, GLX, GLX VR6, TDI	Front Right	ABS1401
Jetta	ABS Wheel Speed Sensor	1.8L, 1.9L, 2.0L, 2.8L	GL, GL Confort, GLS, GLS Turbo, GLS VR6, GLX, GLX VR6, TDI	Rear	ABS1403
Jetta	Voltage Regulator	1.9L	TDI	DIESEL, ALH	ALR0573
Jetta	Voltage Regulator	2.0L	GL, GL Confort, GLS	GAS, AEG	ALR0573
Jetta	Voltage Regulator	2.8L	GLS, GLS VR6, GLX, GLX VR6	GAS, AFP	ALR0573
Jetta	Voltage Regulator	1.8L	GLS, GLS Turbo	GAS, AWD	ALR0573
Jetta	Voltage Regulator	1.9L	TDI	DIESEL, ALH	ALR0696
Jetta	Voltage Regulator	2.0L	GL, GLS	GAS, AEG	ALR0696
Jetta	Engine Crankshaft Position Sensor	1.8L, 2.0L	GL, GL Confort, GLS, GLS Turbo		CPS8140HU-D
Jetta	Engine Camshaft Position Sensor	2.0L	GL, GL Confort, GLS		CPS8158HU-D
Jetta	Fuel Pump Module Assembly	1.8L, 2.0L, 2.8L	GL, GL Confort, GLS, GLS Turbo, GLS VR6, GLX, GLX VR6	SPECIAL ORDER ONLY	FUP3314-D
Jetta	Ignition Coil	1.8L	GLS, GLS Turbo		IGC0132
Jetta	Ignition Coil	2.0L	GL, GL Confort, GLS		IGC0133
Jetta	Mass Air Flow Sensor	2.8L	GLS, GLS VR6, GLX, GLX VR6		MAF8366-HU
Jetta	Mass Air Flow Sensor	1.9L	TDI		MAF8951
Jetta	Mass Air Flow Sensor	2.0L	GL, GL Confort, GLS		MAF8955-D
Jetta	Mass Air Flow Sensor	1.8L	GLS, GLS Turbo		MAF8970

Vehicle	Part Type	Engine Size	Trim	Note(s)	Part Number
<b>2000 Volkswagen (cont'd)</b>					
Jetta	Spark Plug Wire	2.0L	GL, GLS	cylinders 1-4, AEG, SPECIAL ORDER ONLY	SPW4792HU-D
Passat	ABS Wheel Speed Sensor	2.8L	4 Motion, GLX	W/ harness, From vin 3B-Y-000 001, Front, AWD	ABS1417
Passat	ABS Wheel Speed Sensor	1.8L, 2.8L	1.8T, GLS, GLX, V6	W/ harness, Front, FWD	ABS1417
Passat	ABS Wheel Speed Sensor	2.8L	4 Motion, GLX	W/ harness, To vin 3B-Y-468 659, Front, AWD, SPECIAL ORDER ONLY	ABS1419HU-D
Passat	ABS Wheel Speed Sensor	1.8L, 2.8L	1.8T, GLS, GLX, V6	W/ harness, Rear, FWD, SPECIAL ORDER ONLY	ABS1433-D
Passat	Voltage Regulator	1.8L	1.8T, GLS	SPECIAL ORDER ONLY	ALR0558
Passat	Voltage Regulator	1.8L, 2.8L	4 Motion, GLS, GLX	70A BOSCH	ALR0570
Passat	Voltage Regulator	2.8L	4 Motion, GLS, GLX		ALR0696
Passat	Engine Crankshaft Position Sensor	2.8L	4 Motion, GLS, GLX, V6	Automatic	CPS8140HU-D
Passat	Engine Crankshaft Position Sensor	1.8L	GLS	AUG	CPS8159HU-D
Passat	Fuel Pump	1.8L, 2.8L	1.8T, 4 Motion, GLS, GLX, V6	In-Tank, SPECIAL ORDER ONLY	FUP3387HU-D
Passat	Ignition Coil	1.8L	1.8T, GLS		IGC0132
Passat	Mass Air Flow Sensor	2.8L	4 Motion, GLS, GLX	Actual OE	MAF0022
Passat	Mass Air Flow Sensor	1.8L	1.8T	MEX, Actual OE	MAF0074
Passat	Mass Air Flow Sensor	1.8L	GLS	AUG	MAF8965
Passat	Mass Air Flow Sensor	1.8L	GLS	ATW	MAF8970
<b>2001 Volkswagen</b>					
Beetle	ABS Wheel Speed Sensor	1.8L, 1.9L, 2.0L	GL, GLS, GLS Turbo, GLX, GLX Sport Turbo, GLX Turbo, Sport	Front Left	ABS1400
Beetle	ABS Wheel Speed Sensor	1.8L, 1.9L, 2.0L	GL, GLS, GLS Turbo, GLX, GLX Sport Turbo, GLX Turbo, Sport	Front Right	ABS1401
Beetle	ABS Wheel Speed Sensor	1.8L, 1.9L, 2.0L	GL, GLS, GLS Turbo, GLX, GLX Sport Turbo, GLX Turbo, Sport	Rear	ABS1403
Beetle	Voltage Regulator	1.9L	GL, GLS, Sport	DIESEL, ALH	ALR0573
Beetle	Voltage Regulator	2.0L	GL, GLS	GAS, AEG	ALR0573
Beetle	Voltage Regulator	1.8L	GL, GLS, GLS Turbo, GLX, GLX Sport Turbo, GLX Turbo, Sport	GAS, APH	ALR0573

Vehicle	Part Type	Engine Size	Trim	Note(s)	Part Number
<b>2001 Volkswagen (cont'd)</b>					
Beetle	Voltage Regulator	2.0L	GL, GLS, Sport	GAS, AVH	ALR0573
Beetle	Voltage Regulator	1.8L	GL, GLS, GLX, Sport	GAS, AWV	ALR0573
Beetle	Voltage Regulator	2.0L	GL, GLS, Sport	GAS, AZG	ALR0573
Beetle	Voltage Regulator	2.0L	GL, GLS	GAS, AEG	ALR0696
Beetle	Voltage Regulator	2.0L	GL, GLS, Sport	GAS, AVH	ALR0696
Beetle	Voltage Regulator	2.0L	GL, GLS, Sport	GAS, AZG	ALR0696
Beetle	Engine Crankshaft Position Sensor	1.8L	GL, GLS, GLS Turbo, GLX, GLX Sport Turbo, GLX Turbo, Sport		CPS8140HU-D
Beetle	Engine Crankshaft Position Sensor	2.0L	GL, GLS	AEG	CPS8140HU-D
Beetle	Engine Camshaft Position Sensor	2.0L	GL, GLS, Sport		CPS8158HU-D
Beetle	Engine Crankshaft Position Sensor	2.0L	GL, GLS, Sport	AVH	CPS8161HU-D
Beetle	Engine Crankshaft Position Sensor	2.0L	GL, GLS, Sport	AZG	CPS8161HU-D
Beetle	Fuel Pump Module Assembly	1.8L, 2.0L	GL, GLS, GLS Turbo, GLX, GLX Sport Turbo, GLX Turbo, Sport	3,0BAR, SPECIAL ORDER ONLY	FUP3314-D
Beetle	Ignition Coil	2.0L	GL, GLS	AEG	IGC0133
Beetle	Ignition Coil	1.8L	GL, GLS, GLS Turbo, GLX, GLX Sport Turbo, GLX Turbo, Sport		IGC0149
Beetle	Ignition Coil	2.0L	GL, GLS, Sport	AZG	IGC0157
Beetle	Ignition Control Module	1.8L	GL, GLS, GLS Turbo, GLX, GLX Sport Turbo, GLX Turbo, Sport		IGC8055-D
Beetle	Mass Air Flow Sensor	1.9L	GL, GLS, Sport		MAF8951
Beetle	Mass Air Flow Sensor	2.0L	GL, GLS, Sport	AZG	MAF8952HU-D
Beetle	Mass Air Flow Sensor	2.0L	GL, GLS	AEG	MAF8955-D
Beetle	Mass Air Flow Sensor	1.8L	GL, GLS, GLX, Sport	APH	MAF8955-D
Beetle	Mass Air Flow Sensor	1.8L	GL, GLS, GLX, Sport	AWV	MAF8965
Beetle	Spark Plug Wire	2.0L	GL, GLS	cylinders 1-4, AEG, SPECIAL ORDER ONLY	SPW4792HU-D
Beetle	Manifold Absolute Pressure Sensor	1.9L	GL, GLS, Sport	DIESEL, Turbocharged, ALH	TRB8213-HU
Cabrio	ABS Wheel Speed Sensor	2.0L	GL, GLS, GLX	Front Left	ABS1400
Cabrio	ABS Wheel Speed Sensor	2.0L	GL, GLS, GLX	Front Right	ABS1401

Vehicle	Part Type	Engine Size	Trim	Note(s)	Part Number
<b>2001 Volkswagen (cont'd)</b>					
Cabrio	ABS Wheel Speed Sensor	2.0L	GL, GLS, GLX	W/ harness, Rear, SPECIAL ORDER ONLY	ABS1405HU-D
Cabrio	Voltage Regulator	2.0L	GL, GLS, GLX		ALR0696
Cabrio	Engine Cooling Fan Controller	2.0L	GL, GLS, GLX		ECF2219-D
Cabrio	Fuel Pump Module Assembly	2.0L	GL, GLS, GLX	SPECIAL ORDER ONLY	FUP3322-D
Cabrio	Ignition Coil	2.0L	GL, GLS, GLX	With Module	IGC8415-D
Cabrio	Ignition Coil	2.0L	GL, GLS, GLX	Coil only	IGC8419
EuroVan	ABS Wheel Speed Sensor	2.8L	GLS, MV	W/ harness, Front, SPECIAL ORDER ONLY	ABS1430HU-D
EuroVan	ABS Wheel Speed Sensor	2.8L	GLS, MV	For 15" wheels; W/ harness, Rear Left, SPECIAL ORDER ONLY	ABS1431HU-D
EuroVan	ABS Wheel Speed Sensor	2.8L	GLS, MV	For 15" wheels; W/ harness, Rear Right, SPECIAL ORDER ONLY	ABS1432HU-D
EuroVan	Voltage Regulator	2.8L	GLS, MV		ALR0570
EuroVan	Voltage Regulator	2.5L	Base		ALR0696
EuroVan	Fuel Pump	2.8L	GLS, MV	W/ HOUSING, In-Tank, SPECIAL ORDER ONLY	FUP3364HU-D
EuroVan	Mass Air Flow Sensor	2.8L	GLS, MV	AXK	MAF8366-HU
EuroVan	Spark Plug Wire	2.8L	GLS, MV	Fits cylinder 1 to 6, AXK, SPECIAL ORDER ONLY	SPW4769HU-D
Golf	ABS Wheel Speed Sensor	1.8L, 1.9L, 2.0L, 2.8L	Base, Confort, GL, GLS, GTI, GTI GLS, GTI GLX, GTI Turbo, Lujo, Verano	Front Left	ABS1400
Golf	ABS Wheel Speed Sensor	1.8L, 1.9L, 2.0L, 2.8L	Base, Confort, GL, GLS, GTI, GTI GLS, GTI GLX, GTI Turbo, Lujo, Verano	Front Right	ABS1401
Golf	ABS Wheel Speed Sensor	1.8L, 1.9L, 2.0L, 2.8L	Base, Confort, GL, GLS, GTI, GTI GLS, GTI GLX, GTI Turbo, Lujo, Verano	Rear	ABS1403
Golf	Voltage Regulator	1.9L	GL, GLS	DIESEL, ALH	ALR0573
Golf	Voltage Regulator	2.0L	Base, Confort, GTI, Lujo, Verano	GAS	ALR0573
Golf	Voltage Regulator	2.0L	GL, GLS	GAS, AEG	ALR0573
Golf	Voltage Regulator	2.8L	GTI GLX	GAS, AFP	ALR0573
Golf	Voltage Regulator	2.0L	GL, GLS	GAS, AVH	ALR0573
Golf	Voltage Regulator	1.8L	GLS, GTI GLS, GTI Turbo	GAS, AWD	ALR0573
Golf	Voltage Regulator	1.8L	GLS, GTI GLS	GAS, AWW	ALR0573
Golf	Voltage Regulator	2.0L	GL, GLS	GAS, AZG	ALR0573

Vehicle	Part Type	Engine Size	Trim	Note(s)	Part Number
<b>2001 Volkswagen (cont'd)</b>					
Golf	Voltage Regulator	1.9L	GL, GLS	DIESEL, ALH	ALR0696
Golf	Voltage Regulator	2.0L	GL, GLS	GAS, AEG	ALR0696
Golf	Voltage Regulator	2.0L	GL, GLS	GAS, AVH	ALR0696
Golf	Voltage Regulator	1.8L	GLS, GTI GLS	GAS, AWD	ALR0696
Golf	Voltage Regulator	1.8L	GLS, GTI GLS	GAS, AWW	ALR0696
Golf	Voltage Regulator	2.0L	GL, GLS	GAS, AZG	ALR0696
Golf	Engine Camshaft Position Sensor	2.0L	Base, Confort, GL, GLS, GTI, Lujó, Verano		CPS8158HU-D
Golf	Engine Crankshaft Position Sensor	1.8L, 2.0L	Base, Confort, GL, GLS, GTI, GTI GLS, GTI Turbo, Lujó, Verano		CPS8161HU-D
Golf	Fuel Pump Module Assembly	1.8L, 2.0L, 2.8L	Base, Confort, GL, GLS, GTI, GTI GLS, GTI GLX, GTI Turbo, Lujó, Verano	3,0BAR, SPECIAL ORDER ONLY	FUP3314-D
Golf	Ignition Coil	1.8L, 2.0L, 2.8L	Base, Confort, GL, GLS, GTI, GTI GLS, GTI GLX, GTI Turbo, Lujó, Verano		IGC0149
Golf	Mass Air Flow Sensor	2.0L	Base, Confort, GTI, Lujó, Verano	MEX, Actual OE	MAF0076
Golf	Mass Air Flow Sensor	2.8L	GTI GLX		MAF8366-HU
Golf	Mass Air Flow Sensor	1.9L	GL, GLS		MAF8951
Golf	Mass Air Flow Sensor	2.0L	GL, GLS	AVH	MAF8952HU-D
Golf	Mass Air Flow Sensor	2.0L	GL, GLS	AZG	MAF8952HU-D
Golf	Mass Air Flow Sensor	2.0L	GL, GLS	AEG	MAF8955-D
Golf	Mass Air Flow Sensor	1.8L	GLS, GTI GLS	AWW	MAF8965
Golf	Mass Air Flow Sensor	1.8L	GLS, GTI GLS	AWD	MAF8970
Golf	Spark Plug Wire	2.0L	GL, GLS	Cylinders 1-4, AEG, SPECIAL ORDER ONLY	SPW4792HU-D
Golf	Spark Plug Wire	2.8L	GTI GLX	Cylinders 1-6, AFP, SPECIAL ORDER ONLY	SPW4959HU-D
Jetta	ABS Wheel Speed Sensor	1.8L, 1.9L, 2.0L, 2.8L	GL, GL Confort, GL Variant, GLS, GLS Turbo, GLS Variant, GLS Wolfsburg, GLX, GLX VR6, TDI, Wolfsburg Edition	Front Left	ABS1400
Jetta	ABS Wheel Speed Sensor	1.8L, 1.9L, 2.0L, 2.8L	GL, GL Confort, GL Variant, GLS, GLS Turbo, GLS Variant, GLS Wolfsburg, GLX, GLX VR6, TDI, Wolfsburg Edition	Front Right	ABS1401

Vehicle	Part Type	Engine Size	Trim	Note(s)	Part Number
<b>2001 Volkswagen (cont'd)</b>					
Jetta	ABS Wheel Speed Sensor	1.8L, 1.9L, 2.0L, 2.8L	GL, GL Confort, GL Variant, GLS, GLS Turbo, GLS Variant, GLS Wolfsburg, GLX, GLX VR6, TDI, Wolfsburg Edition	Rear	ABS1403
Jetta	Voltage Regulator	1.9L	TDI	DIESEL, ALH	ALR0573
Jetta	Voltage Regulator	2.0L	GL, GLS	GAS, AEG	ALR0573
Jetta	Voltage Regulator	2.8L	GLS, GLX, GLX VR6	GAS, AFP, Sedan	ALR0573
Jetta	Voltage Regulator	2.8L	GLS, GLX	GAS, AFP, Wagon	ALR0573
Jetta	Voltage Regulator	2.0L	GL, GLS	GAS, AVH	ALR0573
Jetta	Voltage Regulator	1.8L	GLS, GLS Turbo	GAS, AWD, Sedan	ALR0573
Jetta	Voltage Regulator	1.8L	GLS	GAS, AWD, Wagon	ALR0573
Jetta	Voltage Regulator	1.8L	GLS, Wolfsburg Edition	GAS, AWW, Sedan	ALR0573
Jetta	Voltage Regulator	1.8L	GLS	GAS, AWW, Wagon	ALR0573
Jetta	Voltage Regulator	2.0L	GL, GLS	GAS, AZG	ALR0573
Jetta	Voltage Regulator	2.0L	GL Confort, GLS Wolfsburg	GAS, Sedan	ALR0573
Jetta	Voltage Regulator	2.0L	GL Variant, GLS Variant	GAS, Wagon	ALR0573
Jetta	Voltage Regulator	1.9L	TDI	DIESEL, ALH	ALR0696
Jetta	Voltage Regulator	2.0L	GL, GLS	GAS, AEG	ALR0696
Jetta	Voltage Regulator	2.0L	GL, GLS	GAS, AVH	ALR0696
Jetta	Voltage Regulator	2.0L	GL, GLS	GAS, AZG	ALR0696
Jetta	Engine Crankshaft Position Sensor	1.8L	GLS, GLS Turbo, Wolfsburg Edition		CPS8140HU-D
Jetta	Engine Crankshaft Position Sensor	2.0L	GL, GLS	AEG	CPS8140HU-D
Jetta	Engine Camshaft Position Sensor	2.0L	GL, GL Confort, GL Variant, GLS, GLS Variant, GLS Wolfsburg		CPS8158HU-D
Jetta	Engine Crankshaft Position Sensor	2.0L	GL, GLS	AVH	CPS8161HU-D
Jetta	Engine Crankshaft Position Sensor	2.0L	GL, GLS	AZG	CPS8161HU-D
Jetta	Fuel Pump Module Assembly	1.8L, 2.0L, 2.8L	GL, GL Confort, GL Variant, GLS, GLS Turbo, GLS Variant, GLS Wolfsburg, GLX, GLX VR6, Wolfsburg Edition	SPECIAL ORDER ONLY	FUP3314-D
Jetta	Ignition Coil	1.8L	GLS, GLS Turbo, Wolfsburg Edition	To VIN # 9M-1-094 322, Sedan	IGC0132
Jetta	Ignition Coil	1.8L	GLS, GLS Turbo, Wolfsburg Edition	From VIN # 9M-1-094 323, Sedan	IGC0149
Jetta	Ignition Coil	1.8L, 2.0L, 2.8L	GL Variant, GLS, GLS Variant, GLX	Wagon	IGC0149
Jetta	Mass Air Flow Sensor	2.8L	GLS, GLX, GLX VR6		MAF8366-HU

Vehicle	Part Type	Engine Size	Trim	Note(s)	Part Number
<b>2001 Volkswagen (cont'd)</b>					
Jetta	Mass Air Flow Sensor	1.9L	TDI	Sedan	MAF8951
Jetta	Mass Air Flow Sensor	2.0L	GL, GLS	AVH	MAF8952HU-D
Jetta	Mass Air Flow Sensor	2.0L	GL, GLS	AZG	MAF8952HU-D
Jetta	Mass Air Flow Sensor	2.0L	GL, GLS	AEG	MAF8955-D
Jetta	Mass Air Flow Sensor	1.8L	GLS, Wolfsburg Edition	AWW	MAF8965
Jetta	Mass Air Flow Sensor	1.8L	GLS	AWD	MAF8970
Jetta	Spark Plug Wire	2.0L	GL, GLS	cylinders 1-4, AEG, SPECIAL ORDER ONLY	SPW4792HU-D
Passat	ABS Wheel Speed Sensor	1.8L, 2.8L	1.8T, GLS, GLS 4 Motion, GLX, GLX 4 Motion, V6	W/ harness, Front	ABS1417
Passat	ABS Wheel Speed Sensor	1.8L, 2.8L	1.8T, GLS, GLX, V6	W/ harness, Rear, FWD, SPECIAL ORDER ONLY	ABS1433-D
Passat	Voltage Regulator	1.8L, 2.8L	1.8T, GLS, GLS 4 Motion, GLX, GLX 4 Motion, V6	SPECIAL ORDER ONLY	ALR0558
Passat	Voltage Regulator	1.8L, 2.8L	GLS, GLS 4 Motion, GLX, GLX 4 Motion	70A BOSCH	ALR0570
Passat	Engine Crankshaft Position Sensor	1.8L	1.8T, GLS		CPS8159HU-D
Passat	Fuel Pump	2.8L	GLS, GLX, V6	In-Tank, FWD, SPECIAL ORDER ONLY	FUP3387HU-D
Passat	Fuel Pump	1.8L	1.8T, GLS	In-Tank, SPECIAL ORDER ONLY	FUP3387HU-D
Passat	Ignition Coil	1.8L	1.8T, GLS		IGC0149
Passat	Mass Air Flow Sensor	2.8L	GLS, GLS 4 Motion, GLX, GLX 4 Motion, V6	Actual OE	MAF0022
Passat	Mass Air Flow Sensor	1.8L	GLS	AUG	MAF8965
Passat	Mass Air Flow Sensor	1.8L	GLS	AWM	MAF8965
<b>2002 Volkswagen</b>					
Beetle	ABS Wheel Speed Sensor	1.8L, 1.9L, 2.0L	GL, GLS, GLS Sport Turbo, GLX, GLX Sport Turbo, Sport, Turbo S	Front Left	ABS1400
Beetle	ABS Wheel Speed Sensor	1.8L, 1.9L, 2.0L	GL, GLS, GLS Sport Turbo, GLX, GLX Sport Turbo, Sport, Turbo S	Front Right	ABS1401
Beetle	ABS Wheel Speed Sensor	1.8L, 1.9L, 2.0L	GL, GLS, GLS Sport Turbo, GLX, GLX Sport Turbo, Sport, Turbo S	Rear	ABS1403
Beetle	Voltage Regulator	1.9L	GL, GLS, Sport	DIESEL, ALH	ALR0573



Vehicle	Part Type	Engine Size	Trim	Note(s)	Part Number
<b>2002 Volkswagen (cont'd)</b>					
Beetle	Voltage Regulator	2.0L	GLS	GAS, AEG	ALR0573
Beetle	Voltage Regulator	2.0L	GL, GLS, Sport	GAS, AVH	ALR0573
Beetle	Voltage Regulator	1.8L	Turbo S	GAS, AWP	ALR0573
Beetle	Voltage Regulator	1.8L	GL, GLS, GLS Sport Turbo, GLX, GLX Sport Turbo, Sport	GAS, AWV	ALR0573
Beetle	Voltage Regulator	2.0L	GL, GLS, Sport	GAS, AZG	ALR0573
Beetle	Voltage Regulator	2.0L	GLS	GAS, AEG	ALR0696
Beetle	Voltage Regulator	2.0L	GL, GLS, Sport	GAS, AVH	ALR0696
Beetle	Voltage Regulator	2.0L	GL, GLS, Sport	GAS, AZG	ALR0696
Beetle	Engine Camshaft Position Sensor	2.0L	GL, GLS, Sport		CPS8158HU-D
Beetle	Engine Crankshaft Position Sensor	1.8L, 2.0L	GL, GLS, GLS Sport Turbo, GLX, GLX Sport Turbo, Sport, Turbo S		CPS8161HU-D
Beetle	Fuel Pump Module Assembly	1.8L, 2.0L	GL, GLS, GLS Sport Turbo, GLX, GLX Sport Turbo, Sport, Turbo S	3,0BAR, SPECIAL ORDER ONLY	FUP3314-D
Beetle	Fuel Pump	1.9L	GL, GLS, Sport	Fuel Pump Module Assembly, SPECIAL ORDER ONLY	FUP3371-D
Beetle	Fuel Pump Module Assembly	1.9L	GL, GLS, Sport	Fuel Feed Unit, SPECIAL ORDER ONLY	FUP3404HU-D
Beetle	Diesel Glow Plug Relay	1.9L	GL, GLS, Sport	DIESEL, ALH, Hatchback	GLP2104
Beetle	Ignition Coil	1.8L	GL, GLS, GLS Sport Turbo, GLX, GLX Sport Turbo, Sport, Turbo S		IGC0149
Beetle	Ignition Coil	2.0L	GL, GLS, Sport		IGC0157
Beetle	Mass Air Flow Sensor	1.9L	GL, GLS, Sport		MAF8951
Beetle	Mass Air Flow Sensor	2.0L	GL, GLS, Sport		MAF8952HU-D
Beetle	Mass Air Flow Sensor	1.8L	GL, GLS, GLS Sport Turbo, GLX, GLX Sport Turbo, Sport, Turbo S		MAF8965
Cabrio	ABS Wheel Speed Sensor	2.0L	Final Edition, GL, GLS, GLX	Front Left	ABS1400
Cabrio	ABS Wheel Speed Sensor	2.0L	Final Edition, GL, GLS, GLX	Front Right	ABS1401
Cabrio	ABS Wheel Speed Sensor	2.0L	Final Edition, GL, GLS, GLX	W/ harness, Rear, SPECIAL ORDER ONLY	ABS1405HU-D
Cabrio	Voltage Regulator	2.0L	GL, GLS, GLX		ALR0696
Cabrio	Engine Cooling Fan Controller	2.0L	Final Edition, GL, GLS, GLX		ECF2219-D

Vehicle	Part Type	Engine Size	Trim	Note(s)	Part Number
<b>2002 Volkswagen (cont'd)</b>					
Cabrio	Fuel Pump Module Assembly	2.0L	Final Edition, GL, GLS, GLX	SPECIAL ORDER ONLY	FUP3322-D
Cabrio	Ignition Coil	2.0L	Final Edition, GL, GLS, GLX	With Module	IGC8415-D
Cabrio	Ignition Coil	2.0L	Final Edition, GL, GLS, GLX	Coil only	IGC8419
EuroVan	ABS Wheel Speed Sensor	2.8L	GLS, MV	W/ harness, Front, SPECIAL ORDER ONLY	ABS1430HU-D
EuroVan	ABS Wheel Speed Sensor	2.8L	GLS, MV	For 15" wheels; W/ harness, Rear Left, SPECIAL ORDER ONLY	ABS1431HU-D
EuroVan	ABS Wheel Speed Sensor	2.8L	GLS, MV	For 15" wheels; W/ harness, Rear Right, SPECIAL ORDER ONLY	ABS1432HU-D
EuroVan	Voltage Regulator	2.8L	GLS, MV		ALR0570
EuroVan	Voltage Regulator	2.5L	Base		ALR0696
EuroVan	Fuel Pump	2.8L	GLS, MV	W/ HOUSING, In-Tank, SPECIAL ORDER ONLY	FUP3364HU-D
EuroVan	Mass Air Flow Sensor	2.8L	GLS, MV		MAF8366-HU
EuroVan	Spark Plug Wire	2.8L	GLS, MV	Fits cylinder 1 to 6, AXK, SPECIAL ORDER ONLY	SPW4769HU-D
Golf	ABS Wheel Speed Sensor	1.8L, 1.9L, 2.0L, 2.8L	Base, Confort, GL, GLS, GTI, GTI 1.8T, GTI 337, GTI Turbo, GTI VR6, Lujo, Verano	Front Left	ABS1400
Golf	ABS Wheel Speed Sensor	1.8L, 1.9L, 2.0L, 2.8L	Base, Confort, GL, GLS, GTI, GTI 1.8T, GTI 337, GTI Turbo, GTI VR6, Lujo, Verano	Front Right	ABS1401
Golf	ABS Wheel Speed Sensor	1.8L, 1.9L, 2.0L, 2.8L	Base, Confort, GL, GLS, GTI, GTI 1.8T, GTI 337, GTI Turbo, GTI VR6, Lujo, Verano	Rear	ABS1403
Golf	Voltage Regulator	1.8L, 2.0L	GL, GLS, GTI 1.8T, GTI 337		ALR0696
Golf	Voltage Regulator	1.9L	GL, GLS	DIESEL	ALR0696
Golf	Engine Camshaft Position Sensor	2.0L	Base, Confort, GL, GLS, GTI, Lujo, Verano		CPS8158HU-D
Golf	Engine Crankshaft Position Sensor	1.8L, 2.0L	Base, Confort, GL, GLS, GTI, GTI 1.8T, GTI 337, GTI Turbo, Lujo, Verano		CPS8161HU-D
Golf	Fuel Pump Module Assembly	1.8L, 2.0L, 2.8L	Base, Confort, GL, GLS, GTI, GTI 1.8T, GTI 337, GTI Turbo, GTI VR6, Lujo, Verano	3,0BAR, SPECIAL ORDER ONLY	FUP3314-D

Vehicle	Part Type	Engine Size	Trim	Note(s)	Part Number
<b>2002 Volkswagen (cont'd)</b>					
Golf	Diesel Glow Plug Relay	1.9L	GL, GLS	DIESEL, ALH, Hatchback	GLP2104
Golf	Ignition Coil	1.8L, 2.0L, 2.8L	Base, Confort, GL, GLS, GTI, GTI 1.8T, GTI 337, GTI Turbo, GTI VR6, Lujo, Verano		IGC0149
Golf	Mass Air Flow Sensor	2.8L	GTI VR6		MAF8366-HU
Golf	Mass Air Flow Sensor	1.9L	GL, GLS		MAF8951
Golf	Mass Air Flow Sensor	2.0L	Base, Confort, GL, GLS, GTI, Lujo, Verano		MAF8952HU-D
Golf	Mass Air Flow Sensor	1.8L	GTI 1.8T, GTI 337, GTI Turbo		MAF8965
Golf	Spark Plug Wire	1.8L, 1.9L, 2.0L, 2.8L	Base, Confort, GL, GLS, GTI, GTI 1.8T, GTI 337, GTI Turbo, GTI VR6, Lujo, Verano	SPECIAL ORDER ONLY	SPW4959HU-D
Jetta	ABS Wheel Speed Sensor	1.8L, 1.9L, 2.0L, 2.8L	Confortline, Europa, GL, GL Confort, GLI, GLS, GLX, GLX VR6, Highline, Sportline, TDI, Trendline, Variant Comfortline, Variant Trendline	Front Left	ABS1400
Jetta	ABS Wheel Speed Sensor	1.8L, 1.9L, 2.0L, 2.8L	Confortline, Europa, GL, GL Confort, GLI, GLS, GLX, GLX VR6, Highline, Sportline, TDI, Trendline, Variant Comfortline, Variant Trendline	Front Right	ABS1401
Jetta	ABS Wheel Speed Sensor	1.8L, 1.9L, 2.0L, 2.8L	Confortline, Europa, GL, GL Confort, GLI, GLS, GLX, GLX VR6, Highline, Sportline, TDI, Trendline, Variant Comfortline, Variant Trendline	Rear	ABS1403
Jetta	Voltage Regulator	1.8L, 2.8L	GLI, GLS, GLX, GLX VR6, Highline, Sportline	120A (BOSCH), Sedan, SPECIAL ORDER ONLY	ALR0558
Jetta	Voltage Regulator	1.9L, 2.0L	GL, GLS, TDI		ALR0573
Jetta	Voltage Regulator	1.8L, 2.0L, 2.8L	Confortline, Europa, GL Confort, GLI, GLS, GLX, GLX VR6, Highline, Sportline, Trendline	Sedan	ALR0573
Jetta	Voltage Regulator	1.9L, 2.0L	GL, GLS, TDI		ALR0696
Jetta	Engine Camshaft Position Sensor	2.0L	Confortline, Europa, GL, GL Confort, GLS, Trendline, Variant Comfortline, Variant Trendline		CPS8158HU-D

Vehicle	Part Type	Engine Size	Trim	Note(s)	Part Number
<b>2002 Volkswagen (cont'd)</b>					
Jetta	Engine Crankshaft Position Sensor	1.8L, 2.0L	Comfortline, Europa, GL, GL Confort, GLS, Sportline, Trendline, Variant Comfortline, Variant Trendline		CPS8161HU-D
Jetta	Fuel Pump Module Assembly	1.8L, 2.0L, 2.8L	Comfortline, Europa, GL Confort, GLI, GLX VR6, Highline, Sportline, Trendline	3,0BAR, SPECIAL ORDER ONLY	FUP3314-D
Jetta	Fuel Pump Module Assembly	1.8L, 2.0L, 2.8L	GL, GLS, GLX, Variant Comfortline, Variant Trendline	SPECIAL ORDER ONLY	FUP3314-D
Jetta	Fuel Pump Module Assembly	1.8L, 2.0L, 2.8L	Comfortline, Europa, GL Confort, GLI, GLX VR6, Highline, Sportline, Trendline	Fuel tank w/ special material treatment, SPECIAL ORDER ONLY	FUP3373HU-D
Jetta	Diesel Glow Plug Relay	1.9L	TDI	DIESEL, ALH, Sedan	GLP2104
Jetta	Diesel Glow Plug Relay	1.9L	TDI	DIESEL, ALH, Wagon	GLP2104
Jetta	Ignition Coil	1.8L	GLS, Sportline	Sedan	IGC0149
Jetta	Ignition Coil	1.8L	GLS	Wagon	IGC0149
Jetta	Ignition Coil	2.0L	Comfortline, Europa, GL, GL Confort, GLS, Trendline, Variant Comfortline, Variant Trendline		IGC0157
Jetta	Mass Air Flow Sensor	2.8L	GLI, GLS, GLX, GLX VR6, Highline		MAF8366-HU
Jetta	Mass Air Flow Sensor	1.9L	TDI	Sedan	MAF8951
Jetta	Mass Air Flow Sensor	1.9L	TDI	To VIN 1J-2D420 000, Wagon	MAF8951
Jetta	Mass Air Flow Sensor	2.0L	Comfortline, Europa, GL, GL Confort, GLS, Trendline, Variant Comfortline, Variant Trendline		MAF8952HU-D
Jetta	Mass Air Flow Sensor	1.8L	GLS, Sportline		MAF8965
Jetta	Mass Air Flow Sensor	1.9L	TDI	From VIN 1J-2D420 001, Wagon	MAF8989
Jetta	Spark Plug Wire	1.8L, 1.9L, 2.0L, 2.8L	Comfortline, Europa, GL, GL Confort, GLI, GLS, GLX, GLX VR6, Highline, Sportline, TDI, Trendline, Variant Comfortline, Variant Trendline	cylinders 1-4, SPECIAL ORDER ONLY	SPW4792HU-D
Passat	ABS Wheel Speed Sensor	1.8L, 2.8L, 4.0L	1.8T, GLS, GLS 4 Motion, GLX, GLX 4 Motion, V6, V6 4Motion, W8	W/ harness, Front	ABS1417

Vehicle	Part Type	Engine Size	Trim	Note(s)	Part Number
<b>2002 Volkswagen (cont'd)</b>					
Passat	ABS Wheel Speed Sensor	1.8L, 2.8L	1.8T, GLS, GLX, V6	W/ harness, Rear, FWD, SPECIAL ORDER ONLY	ABS1433-D
Passat	Voltage Regulator	2.8L, 4.0L	GLS, GLS 4 Motion, GLX, GLX 4 Motion, V6, V6 4Motion, W8		ALR0573
Passat	Engine Crankshaft Position Sensor	1.8L	1.8T, GLS		CPS8159HU-D
Passat	Fuel Pump	2.8L	GLS, GLX, V6	In-Tank, FWD, SPECIAL ORDER ONLY	FUP3387HU-D
Passat	Fuel Pump	1.8L	1.8T, GLS	In-Tank, SPECIAL ORDER ONLY	FUP3387HU-D
Passat	Ignition Coil	1.8L	1.8T, GLS		IGC0149
Passat	Mass Air Flow Sensor	2.8L	GLS, GLS 4 Motion, GLX, GLX 4 Motion, V6, V6 4Motion	Actual OE	MAF0022
Passat	Mass Air Flow Sensor	4.0L	W8		MAF8934
Passat	Mass Air Flow Sensor	1.8L	1.8T, GLS	To VIN 3B-2-100 000	MAF8965
Passat	Mass Air Flow Sensor	1.8L	1.8T, GLS	From VIN 3B-2-100 001	MAF8988
Sharan	Voltage Regulator	1.8L	Base		ALR0696
<b>2003 Volkswagen</b>					
Beetle	ABS Wheel Speed Sensor	1.8L, 1.9L, 2.0L	Cabrio, GL, GLS, GLS Edicion especial, GLS Sport, GLS Sport Turbo, GLX, GLX Sport Turbo, Turbo S	Front Left	ABS1400
Beetle	ABS Wheel Speed Sensor	1.8L, 1.9L, 2.0L	Cabrio, GL, GLS, GLS Edicion especial, GLS Sport, GLS Sport Turbo, GLX, GLX Sport Turbo, Turbo S	Front Right	ABS1401
Beetle	ABS Wheel Speed Sensor	1.8L, 1.9L, 2.0L	Cabrio, GL, GLS, GLS Edicion especial, GLS Sport, GLS Sport Turbo, GLX, GLX Sport Turbo, Turbo S	Rear	ABS1403
Beetle	Voltage Regulator	1.9L	GL, GLS	DIESEL, ALH	ALR0573
Beetle	Voltage Regulator	2.0L	Cabrio, GLS Edicion especial, GLS Sport	GAS	ALR0573
Beetle	Voltage Regulator	2.0L	GL, GLS	GAS, AVH	ALR0573
Beetle	Voltage Regulator	1.8L	Turbo S	GAS, AWP	ALR0573
Beetle	Voltage Regulator	1.8L	GL, GLS, GLS Sport Turbo, GLX, GLX Sport Turbo	GAS, AWW	ALR0573
Beetle	Voltage Regulator	2.0L	GL	GAS, AZG	ALR0573
Beetle	Voltage Regulator	2.0L	GL, GLS	GAS, BDC	ALR0573

Vehicle	Part Type	Engine Size	Trim	Note(s)	Part Number
<b>2003 Volkswagen (cont'd)</b>					
Beetle	Voltage Regulator	2.0L	GL, GLS	GAS, AVH	ALR0696
Beetle	Voltage Regulator	2.0L	GL	GAS, AZG	ALR0696
Beetle	Voltage Regulator	2.0L	GL, GLS	GAS, BDC	ALR0696
Beetle	Engine Camshaft Position Sensor	2.0L	Cabrio, GL, GLS, GLS Edicion especial, GLS Sport		CPS8158HU-D
Beetle	Engine Crankshaft Position Sensor	1.8L, 2.0L	Cabrio, GL, GLS, GLS Edicion especial, GLS Sport, GLS Sport Turbo, GLX, GLX Sport Turbo, Turbo S		CPS8161HU-D
Beetle	Fuel Pump Module Assembly	1.8L, 2.0L	Cabrio, GL, GLS, GLS Edicion especial, GLS Sport, GLS Sport Turbo, GLX, GLX Sport Turbo, Turbo S	3,0BAR, SPECIAL ORDER ONLY	FUP3314-D
Beetle	Fuel Pump	1.9L	GL, GLS	Fuel Pump Module Assembly, SPECIAL ORDER ONLY	FUP3371-D
Beetle	Fuel Pump Module Assembly	1.9L	GL, GLS	Fuel Feed Unit, SPECIAL ORDER ONLY	FUP3404HU-D
Beetle	Diesel Glow Plug Relay	1.9L	GL, GLS	DIESEL, ALH, Convertible	GLP2104
Beetle	Diesel Glow Plug Relay	1.9L	GL, GLS	DIESEL, ALH, Hatchback	GLP2104
Beetle	Ignition Coil	1.8L	GL, GLS, GLS Sport Turbo, GLX, GLX Sport Turbo, Turbo S		IGC0149
Beetle	Ignition Coil	2.0L	Cabrio, GL, GLS, GLS Edicion especial, GLS Sport		IGC0157
Beetle	Mass Air Flow Sensor	1.9L	GL, GLS		MAF8951
Beetle	Mass Air Flow Sensor	2.0L	Cabrio, GL, GLS, GLS Edicion especial, GLS Sport		MAF8952HU-D
Beetle	Mass Air Flow Sensor	1.8L	GL, GLS, GLS Sport Turbo, GLX, GLX Sport Turbo, Turbo S		MAF8965
EuroVan	ABS Wheel Speed Sensor	2.8L	GLS, MV	W/ harness, Front, SPECIAL ORDER ONLY	ABS1430HU-D
EuroVan	ABS Wheel Speed Sensor	2.8L	GLS, MV	For 15" wheels; W/ harness, Rear Left, SPECIAL ORDER ONLY	ABS1431HU-D
EuroVan	ABS Wheel Speed Sensor	2.8L	GLS, MV	For 15" wheels; W/ harness, Rear Right, SPECIAL ORDER ONLY	ABS1432HU-D

Vehicle	Part Type	Engine Size	Trim	Note(s)	Part Number
<b>2003 Volkswagen (cont'd)</b>					
EuroVan	Voltage Regulator	2.8L	GLS, MV		ALR0570
EuroVan	Voltage Regulator	2.5L	Base		ALR0696
EuroVan	Fuel Pump	2.8L	GLS, MV	W/ HOUSING, In-Tank, SPECIAL ORDER ONLY	FUP3364HU-D
EuroVan	Mass Air Flow Sensor	2.8L	GLS, MV		MAF8366-HU
EuroVan	Spark Plug Wire	2.8L	GLS, MV	Fits cylinder 1 to 6, AXK, SPECIAL ORDER ONLY	SPW4769HU-D
Golf	ABS Wheel Speed Sensor	1.8L, 1.9L, 2.0L, 2.8L	Comfortline, Europa, GL, GLS, GTI, GTI 1.8T, GTI 20th Anniversary, GTI Turbo, GTI VR6, Trendline	Front Left	ABS1400
Golf	ABS Wheel Speed Sensor	1.8L, 1.9L, 2.0L, 2.8L	Comfortline, Europa, GL, GLS, GTI, GTI 1.8T, GTI 20th Anniversary, GTI Turbo, GTI VR6, Trendline	Front Right	ABS1401
Golf	ABS Wheel Speed Sensor	1.8L, 1.9L, 2.0L, 2.8L	Comfortline, Europa, GL, GLS, GTI, GTI 1.8T, GTI 20th Anniversary, GTI Turbo, GTI VR6, Trendline	Rear	ABS1403
Golf	Voltage Regulator	1.8L, 2.0L	GL, GLS, GTI 1.8T, GTI 20th Anniversary		ALR0696
Golf	Voltage Regulator	1.9L	GL, GLS	DIESEL	ALR0696
Golf	Engine Camshaft Position Sensor	2.0L	Comfortline, Europa, GL, GLS, GTI, Trendline		CPS8158HU-D
Golf	Engine Crankshaft Position Sensor	1.8L, 2.0L	Comfortline, Europa, GL, GLS, GTI, GTI 1.8T, GTI 20th Anniversary, GTI Turbo, Trendline		CPS8161HU-D
Golf	Fuel Pump Module Assembly	1.8L, 2.0L, 2.8L	Comfortline, Europa, GL, GLS, GTI, GTI 1.8T, GTI 20th Anniversary, GTI Turbo, GTI VR6, Trendline	3,0BAR, SPECIAL ORDER ONLY	FUP3314-D
Golf	Fuel Pump	1.9L	GL, GLS	Fuel Pump Module Assembly, SPECIAL ORDER ONLY	FUP3371-D
Golf	Fuel Pump Module Assembly	1.8L, 2.0L, 2.8L	Comfortline, Europa, GL, GLS, GTI, GTI 1.8T, GTI 20th Anniversary, GTI Turbo, GTI VR6, Trendline	Fuel tank w/ special material treatment, SPECIAL ORDER ONLY	FUP3373HU-D
Golf	Fuel Pump Module Assembly	1.9L	GL, GLS	Fuel Feed Unit, SPECIAL ORDER ONLY	FUP3404HU-D
Golf	Diesel Glow Plug Relay	1.9L	GL, GLS	DIESEL, ALH, Hatchback	GLP2104
Golf	Ignition Coil	1.8L	GTI 1.8T, GTI 20th Anniversary, GTI Turbo		IGC0149

Vehicle	Part Type	Engine Size	Trim	Note(s)	Part Number
<b>2003 Volkswagen (cont'd)</b>					
Golf	Ignition Coil	2.0L	Comfortline, Europa, GL, GLS, GTI, Trendline		IGC0157
Golf	Mass Air Flow Sensor	2.8L	GTI VR6		MAF8366-HU
Golf	Mass Air Flow Sensor	1.9L	GL, GLS		MAF8951
Golf	Mass Air Flow Sensor	2.0L	Comfortline, Europa, GL, GLS, GTI, Trendline		MAF8952HU-D
Golf	Mass Air Flow Sensor	1.8L	GTI 1.8T, GTI 20th Anniversary, GTI Turbo		MAF8965
Jetta	ABS Wheel Speed Sensor	1.8L, 1.9L, 2.0L, 2.8L	Comfortline, Edicion Limitada, Europa, Europa Wolfsburg, GL, GLI, GLS, GLX, Highline, Jazz, Sportline, TDI, Trendline, Trendline Wolfsburg, Variant Comfortline, Variant Trendline, Wolfsburg Edition	Front Left	ABS1400
Jetta	ABS Wheel Speed Sensor	1.8L, 1.9L, 2.0L, 2.8L	Comfortline, Edicion Limitada, Europa, Europa Wolfsburg, GL, GLI, GLS, GLX, Highline, Jazz, Sportline, TDI, Trendline, Trendline Wolfsburg, Variant Comfortline, Variant Trendline, Wolfsburg Edition	Front Right	ABS1401
Jetta	ABS Wheel Speed Sensor	1.8L, 1.9L, 2.0L, 2.8L	Comfortline, Edicion Limitada, Europa, Europa Wolfsburg, GL, GLI, GLS, GLX, Highline, Jazz, Sportline, TDI, Trendline, Trendline Wolfsburg, Wolfsburg Edition	Rear, Sedan	ABS1403
Jetta	ABS Wheel Speed Sensor	1.8L, 1.9L, 2.0L	GL, GLS, TDI, Variant Comfortline, Variant Trendline, Wolfsburg Edition	Rear, Wagon	ABS1403
Jetta	Voltage Regulator	1.9L	TDI	120A (BOSCH), DIESEL, ALH, SPECIAL ORDER ONLY	ALR0558
Jetta	Voltage Regulator	2.0L	Comfortline, Edicion Limitada, Europa, Europa Wolfsburg, Highline, Jazz, Trendline, Trendline Wolfsburg	120A (BOSCH), GAS, AVH, Sedan, SPECIAL ORDER ONLY	ALR0558
Jetta	Voltage Regulator	2.0L	GL, GLS	120A (BOSCH), GAS, AVH, SPECIAL ORDER ONLY	ALR0558



Vehicle	Part Type	Engine Size	Trim	Note(s)	Part Number
<b>2003 Volkswagen (cont'd)</b>					
Jetta	Voltage Regulator	1.8L	GL, GLS, Sportline, Wolfsburg Edition	120A (BOSCH), GAS, AWP, Sedan, SPECIAL ORDER ONLY	ALR0558
Jetta	Voltage Regulator	2.0L	GL	120A (BOSCH), GAS, AZG, SPECIAL ORDER ONLY	ALR0558
Jetta	Voltage Regulator	2.8L	GLI, GLX	120A (BOSCH), GAS, BDF, Sedan, SPECIAL ORDER ONLY	ALR0558
Jetta	Voltage Regulator	1.9L	TDI	90A (VALEO), DIESEL, ALH	ALR0570
Jetta	Voltage Regulator	2.0L	Variant Comfortline, Variant Trendline	70A (BOSCH); 90A (BOSCH), GAS, AVH, Wagon	ALR0573
Jetta	Voltage Regulator	1.8L	GL, GLS, Wolfsburg Edition	70A (BOSCH); 90A (BOSCH), GAS, AWP, Wagon	ALR0573
Jetta	Voltage Regulator	1.9L	TDI	70A (BOSCH); 90A (BOSCH); 120A (BOSCH), DIESEL, ALH	ALR0573
Jetta	Voltage Regulator	2.0L	GL, GLS	70A (BOSCH); 90A (BOSCH); 120A (BOSCH), GAS, AVH	ALR0573
Jetta	Voltage Regulator	2.0L	GL	70A (BOSCH); 90A (BOSCH); 120A (BOSCH), GAS, AZG	ALR0573
Jetta	Voltage Regulator	2.8L	GLI, GLX	70A (BOSCH); 90A (BOSCH); 120A (BOSCH), GAS, BDF, Sedan	ALR0573
Jetta	Voltage Regulator	2.0L	Confortline, Edicion Limitada, Europa, Europa Wolfsburg, Highline, Jazz, Trendline, Trendline Wolfsburg	70A (BOSCH); 120A (BOSCH), GAS, AVH, Sedan	ALR0573
Jetta	Voltage Regulator	1.8L	GL, GLS, Sportline, Wolfsburg Edition	70A (BOSCH); 120A (BOSCH), GAS, AWP, Sedan	ALR0573
Jetta	Voltage Regulator	1.9L	TDI	DIESEL, ALH	ALR0696
Jetta	Voltage Regulator	2.0L	GL, GLS	GAS, AVH	ALR0696
Jetta	Voltage Regulator	2.0L	GL	GAS, AZG	ALR0696

Vehicle	Part Type	Engine Size	Trim	Note(s)	Part Number
<b>2003 Volkswagen (cont'd)</b>					
Jetta	Engine Camshaft Position Sensor	2.0L	Comfortline, Edicion Limitada, Europa, Europa Wolfsburg, GL, GLS, Highline, Jazz, Trendline, Trendline Wolfsburg, Variant Comfortline, Variant Trendline		CPS8158HU-D
Jetta	Engine Crankshaft Position Sensor	1.8L, 2.0L	Comfortline, Edicion Limitada, Europa, Europa Wolfsburg, GL, GLS, Highline, Jazz, Sportline, Trendline, Trendline Wolfsburg, Variant Comfortline, Variant Trendline, Wolfsburg Edition		CPS8161HU-D
Jetta	Fuel Pump Module Assembly	1.8L, 2.0L, 2.8L	Comfortline, Edicion Limitada, Europa, Europa Wolfsburg, GLI, GLX, Highline, Jazz, Sportline, Trendline, Trendline Wolfsburg	3,0BAR, SPECIAL ORDER ONLY	FUP3314-D
Jetta	Fuel Pump Module Assembly	1.8L, 2.0L	GL, GLS, Variant Comfortline, Variant Trendline, Wolfsburg Edition	SPECIAL ORDER ONLY	FUP3314-D
Jetta	Fuel Pump	1.9L	TDI	Fuel Pump Module Assembly, SPECIAL ORDER ONLY	FUP3371-D
Jetta	Fuel Pump Module Assembly	1.8L, 2.0L, 2.8L	Comfortline, Edicion Limitada, Europa, Europa Wolfsburg, GLI, GLX, Highline, Jazz, Sportline, Trendline, Trendline Wolfsburg	Fuel tank w/ special material treatment, SPECIAL ORDER ONLY	FUP3373HU-D
Jetta	Fuel Pump Module Assembly	1.9L	TDI	Fuel Feed Unit, SPECIAL ORDER ONLY	FUP3404HU-D
Jetta	Diesel Glow Plug Relay	1.9L	TDI	DIESEL, ALH, Sedan	GLP2104
Jetta	Diesel Glow Plug Relay	1.9L	TDI	DIESEL, ALH, Wagon	GLP2104
Jetta	Ignition Coil	1.8L	GL, GLS, Sportline, Wolfsburg Edition	Sedan	IGC0149
Jetta	Ignition Coil	1.8L	GL, GLS, Wolfsburg Edition	Wagon	IGC0149
Jetta	Ignition Coil	2.0L	Comfortline, Edicion Limitada, Europa, Europa Wolfsburg, GL, GLS, Highline, Jazz, Trendline, Trendline Wolfsburg, Variant Comfortline, Variant Trendline		IGC0157

Vehicle	Part Type	Engine Size	Trim	Note(s)	Part Number
<b>2003 Volkswagen (cont'd)</b>					
Jetta	Mass Air Flow Sensor	2.8L	GLI, GLX		MAF8366-HU
Jetta	Mass Air Flow Sensor	1.9L	TDI	ALH, Sedan	MAF8951
Jetta	Mass Air Flow Sensor	1.9L	TDI	With Inner Pipe, ALH, Wagon	MAF8951
Jetta	Mass Air Flow Sensor	1.8L, 2.0L	Comfortline, Edicion Limitada, Europa, Europa Wolfsburg, GL, GLS, Highline, Jazz, Sportline, Trendline, Trendline Wolfsburg, Variant Comfortline, Variant Trendline, Wolfsburg Edition		MAF8965
Jetta	Spark Plug Wire	1.8L, 1.9L, 2.0L, 2.8L	Comfortline, Edicion Limitada, Europa, Europa Wolfsburg, GL, GLI, GLS, GLX, Highline, Jazz, Sportline, TDI, Trendline, Trendline Wolfsburg, Variant Comfortline, Variant Trendline, Wolfsburg Edition	cylinders 1-4, SPECIAL ORDER ONLY	SPW4792HU-D
Passat	ABS Wheel Speed Sensor	1.8L, 2.8L, 4.0L	1.8T, GL, GLS, GLX, GLX 4 Motion, V6, V6 4Motion, W8	For vehicles W/ brake pad wear indicator; W/ harness, Front	ABS1417
Passat	ABS Wheel Speed Sensor	1.8L, 2.8L	1.8T, GL, GLS, GLX, V6	W/ harness, Rear, FWD, SPECIAL ORDER ONLY	ABS1433-D
Passat	Voltage Regulator	1.8L, 2.8L, 4.0L	1.8T, GL, GLS, GLX, GLX 4 Motion, V6, V6 4Motion, W8		ALR0573
Passat	Engine Crankshaft Position Sensor	1.8L	1.8T, GL, GLS		CPS8159HU-D
Passat	Fuel Pump Module Assembly	2.8L	GL, GLS, GLX, V6	FWD, SPECIAL ORDER ONLY	FUP3328-D
Passat	Fuel Pump Module Assembly	1.8L	1.8T, GL, GLS	SPECIAL ORDER ONLY	FUP3328-D
Passat	Fuel Pump	2.8L	GL, GLS, GLX, V6	In-Tank, FWD, SPECIAL ORDER ONLY	FUP3387HU-D
Passat	Fuel Pump	1.8L	1.8T, GL, GLS	In-Tank, SPECIAL ORDER ONLY	FUP3387HU-D
Passat	Ignition Coil	1.8L	1.8T, GL, GLS		IGC0149
Passat	Mass Air Flow Sensor	2.8L	GL, GLS, GLX, GLX 4 Motion, V6, V6 4Motion	Actual OE	MAF0022
Passat	Mass Air Flow Sensor	4.0L	W8		MAF8934
Passat	Mass Air Flow Sensor	1.8L	1.8T, GL, GLS		MAF8988

Vehicle	Part Type	Engine Size	Trim	Note(s)	Part Number
<b>2003 Volkswagen (cont'd)</b>					
Sharan	Voltage Regulator	1.8L	Comfortline		ALR0696
<b>2004 Volkswagen</b>					
Beetle	ABS Wheel Speed Sensor	1.8L, 1.9L, 2.0L	Cabrio, GL, GLS, GLS Sport Turbo, GLX, GLX Sport Turbo, Turbo S	Front Left	ABS1400
Beetle	ABS Wheel Speed Sensor	1.8L, 1.9L, 2.0L	Cabrio, GL, GLS, GLS Sport Turbo, GLX, GLX Sport Turbo, Turbo S	Front Right	ABS1401
Beetle	ABS Wheel Speed Sensor	1.8L, 1.9L, 2.0L	Cabrio, GL, GLS, GLS Sport Turbo, GLX, GLX Sport Turbo, Turbo S	Rear	ABS1403
Beetle	Voltage Regulator	1.9L	GL, GLS	DIESEL, BEW	ALR0573
Beetle	Voltage Regulator	1.8L	Turbo S	GAS, AWP	ALR0573
Beetle	Voltage Regulator	1.8L	GLS, GLS Sport Turbo, GLX, GLX Sport Turbo	GAS, AWV	ALR0573
Beetle	Voltage Regulator	2.0L	GL, GLS	GAS, BEV	ALR0573
Beetle	Voltage Regulator	2.0L	Cabrio, GL, GLS	GAS, BGD	ALR0573
Beetle	Voltage Regulator	2.0L	GL, GLS	GAS, BEV	ALR0696
Beetle	Voltage Regulator	2.0L	GL, GLS	GAS, BGD	ALR0696
Beetle	Engine Camshaft Position Sensor	1.9L	GL, GLS		CPS8085HU-D
Beetle	Engine Camshaft Position Sensor	2.0L	Cabrio, GL, GLS		CPS8158HU-D
Beetle	Engine Crankshaft Position Sensor	1.8L, 2.0L	Cabrio, GL, GLS, GLS Sport Turbo, GLX, GLX Sport Turbo, Turbo S		CPS8161HU-D
Beetle	Fuel Pump Module Assembly	1.8L, 2.0L	Cabrio, GL, GLS, GLS Sport Turbo, GLX, GLX Sport Turbo, Turbo S	3,0BAR, SPECIAL ORDER ONLY	FUP3314-D
Beetle	Fuel Pump	1.9L	GL, GLS	Fuel Pump Module Assembly, SPECIAL ORDER ONLY	FUP3371-D
Beetle	Fuel Pump Module Assembly	1.8L, 2.0L	Cabrio, GL, GLS, GLS Sport Turbo, GLX, GLX Sport Turbo, Turbo S	Fuel tank w/ special material treatment (coextrusion), SPECIAL ORDER ONLY	FUP3373HU-D
Beetle	Fuel Pump Module Assembly	1.9L	GL, GLS	Fuel Feed Unit, SPECIAL ORDER ONLY	FUP3404HU-D
Beetle	Ignition Coil	1.8L	GLS, GLS Sport Turbo, GLX, GLX Sport Turbo, Turbo S		IGC0149
Beetle	Ignition Coil	2.0L	Cabrio, GL, GLS		IGC0157
Beetle	Mass Air Flow Sensor	2.0L	Cabrio, GL, GLS		MAF8952HU-D

Vehicle	Part Type	Engine Size	Trim	Note(s)	Part Number
<b>2004 Volkswagen (cont'd)</b>					
Beetle	Mass Air Flow Sensor	1.8L	GLS, GLS Sport Turbo, GLX, GLX Sport Turbo, Turbo S		MAF8965
Beetle	Mass Air Flow Sensor	1.9L	GL, GLS	BEW	MAF8989
Golf	ABS Wheel Speed Sensor	1.8L, 1.9L, 2.0L, 2.8L	Comfortline, Europa, GL, GL TDI, GLS, GLS TDI, GTI, GTI 1.8T, GTI VR6, Trendline	Front Left	ABS1400
Golf	ABS Wheel Speed Sensor	1.8L, 1.9L, 2.0L, 2.8L	Comfortline, Europa, GL, GL TDI, GLS, GLS TDI, GTI, GTI 1.8T, GTI VR6, Trendline	Front Right	ABS1401
Golf	ABS Wheel Speed Sensor	1.8L, 1.9L, 2.0L, 2.8L	Comfortline, Europa, GL, GL TDI, GLS, GLS TDI, GTI, GTI 1.8T, GTI VR6, Trendline	Rear	ABS1403
Golf	Voltage Regulator	1.8L, 2.0L	GL, GLS, GTI 1.8T		ALR0696
Golf	Voltage Regulator	1.9L	GL TDI, GLS TDI	DIESEL	ALR0696
Golf	Engine Camshaft Position Sensor	1.9L	GL TDI, GLS TDI		CPS8085HU-D
Golf	Engine Camshaft Position Sensor	2.0L	Comfortline, Europa, GL, GLS, Trendline		CPS8158HU-D
Golf	Engine Crankshaft Position Sensor	1.8L, 2.0L	Comfortline, Europa, GL, GLS, GTI, GTI 1.8T, Trendline		CPS8161HU-D
Golf	Fuel Pump Module Assembly	1.8L, 2.0L, 2.8L	Comfortline, Europa, GL, GLS, GTI, GTI 1.8T, GTI VR6, Trendline	3,0BAR, SPECIAL ORDER ONLY	FUP3314-D
Golf	Fuel Pump	1.9L	GL TDI, GLS TDI	Fuel Pump Module Assembly, SPECIAL ORDER ONLY	FUP3371-D
Golf	Fuel Pump Module Assembly	1.8L, 2.0L, 2.8L	Comfortline, Europa, GL, GLS, GTI, GTI 1.8T, GTI VR6, Trendline	Fuel tank w/ special material treatment, SPECIAL ORDER ONLY	FUP3373HU-D
Golf	Fuel Pump Module Assembly	1.9L	GL TDI, GLS TDI	Fuel Feed Unit, SPECIAL ORDER ONLY	FUP3404HU-D
Golf	Diesel Glow Plug Relay	1.9L	GL TDI, GLS TDI	DIESEL, ALH, Hatchback	GLP2104
Golf	Diesel Glow Plug Relay	1.9L	GL TDI, GLS TDI	DIESEL, BEW, Hatchback	GLP2104
Golf	Ignition Coil	1.8L	GTI, GTI 1.8T		IGC0149
Golf	Ignition Coil	2.0L	Comfortline, Europa, GL, GLS, Trendline		IGC0157
Golf	Mass Air Flow Sensor	2.8L	GTI VR6		MAF8366-HU

Vehicle	Part Type	Engine Size	Trim	Note(s)	Part Number
<b>2004 Volkswagen (cont'd)</b>					
Golf	Mass Air Flow Sensor	1.9L	GL TDI, GLS TDI	BEW	MAF8951
Golf	Mass Air Flow Sensor	2.0L	Comfortline, Europa, GL, GLS, Trendline		MAF8952HU-D
Golf	Mass Air Flow Sensor	1.8L	GTI, GTI 1.8T		MAF8965
Golf	Mass Air Flow Sensor	1.9L	GL TDI, GLS TDI	ALH	MAF8989
Jetta	ABS Wheel Speed Sensor	1.8L, 1.9L, 2.0L, 2.8L	Comfortline, Europa, Europa 50 Aniversario, GL, GLI, GLI 50 Aniversario, GLS, Sportline, TDI, Trendline	Front Left	ABS1400
Jetta	ABS Wheel Speed Sensor	1.8L, 1.9L, 2.0L, 2.8L	Comfortline, Europa, Europa 50 Aniversario, GL, GLI, GLI 50 Aniversario, GLS, Sportline, TDI, Trendline	Front Right	ABS1401
Jetta	ABS Wheel Speed Sensor	1.8L, 1.9L, 2.0L, 2.8L	Comfortline, Europa, Europa 50 Aniversario, GL, GLI, GLI 50 Aniversario, GLS, Sportline, TDI, Trendline	Rear, Sedan	ABS1403
Jetta	ABS Wheel Speed Sensor	1.8L, 1.9L, 2.0L, 2.8L	GL, GLS, TDI	Rear, Wagon	ABS1403
Jetta	Voltage Regulator	1.9L	TDI	120A (BOSCH), DIESEL, ALH, SPECIAL ORDER ONLY	ALR0558
Jetta	Voltage Regulator	1.9L	TDI	120A (BOSCH), DIESEL, BEW, SPECIAL ORDER ONLY	ALR0558
Jetta	Voltage Regulator	2.0L	GL, GLS	120A (BOSCH), GAS, AVH, SPECIAL ORDER ONLY	ALR0558
Jetta	Voltage Regulator	1.8L	GL, GLI, GLI 50 Aniversario, GLS, Sportline	120A (BOSCH), GAS, AWP, Sedan, SPECIAL ORDER ONLY	ALR0558
Jetta	Voltage Regulator	2.0L	GL, GLS	120A (BOSCH), GAS, AZG, SPECIAL ORDER ONLY	ALR0558
Jetta	Voltage Regulator	2.0L	GL, GLS	120A (BOSCH), GAS, BBW, SPECIAL ORDER ONLY	ALR0558
Jetta	Voltage Regulator	2.8L	GLI, GLS	120A (BOSCH), GAS, BDF, Sedan, SPECIAL ORDER ONLY	ALR0558

Vehicle	Part Type	Engine Size	Trim	Note(s)	Part Number
<b>2004 Volkswagen (cont'd)</b>					
Jetta	Voltage Regulator	2.0L	GL, GLS	120A (BOSCH), GAS, BEV, SPECIAL ORDER ONLY	ALR0558
Jetta	Voltage Regulator	2.0L	Comfortline, Europa, Europa 50 Aniversario, Trendline	120A (BOSCH), GAS, Sedan, SPECIAL ORDER ONLY	ALR0558
Jetta	Voltage Regulator	1.9L	TDI	90A (VALEO), DIESEL, ALH	ALR0570
Jetta	Voltage Regulator	1.9L	TDI	90A (VALEO), DIESEL, BEW	ALR0570
Jetta	Voltage Regulator	2.8L	GLS	90A (VALEO), GAS, BDF, Wagon	ALR0570
Jetta	Voltage Regulator	1.9L	TDI	70A (BOSCH); 90A (BOSCH); 120A (BOSCH), DIESEL, ALH	ALR0573
Jetta	Voltage Regulator	1.9L	TDI	70A (BOSCH); 90A (BOSCH); 120A (BOSCH), DIESEL, BEW	ALR0573
Jetta	Voltage Regulator	2.0L	GL, GLS	70A (BOSCH); 90A (BOSCH); 120A (BOSCH), GAS, AVH	ALR0573
Jetta	Voltage Regulator	1.8L	GL, GLS	70A (BOSCH); 90A (BOSCH); 120A (BOSCH), GAS, AWP, Wagon	ALR0573
Jetta	Voltage Regulator	2.0L	GL, GLS	70A (BOSCH); 90A (BOSCH); 120A (BOSCH), GAS, AZG	ALR0573
Jetta	Voltage Regulator	2.0L	GL, GLS	70A (BOSCH); 90A (BOSCH); 120A (BOSCH), GAS, BBW	ALR0573
Jetta	Voltage Regulator	2.8L	GLI, GLS	70A (BOSCH); 90A (BOSCH); 120A (BOSCH), GAS, BDF, Sedan	ALR0573
Jetta	Voltage Regulator	2.0L	GL, GLS	70A (BOSCH); 90A (BOSCH); 120A (BOSCH), GAS, BEV	ALR0573
Jetta	Voltage Regulator	1.8L	GL, GLI, GLI 50 Aniversario, GLS, Sportline	70A (BOSCH); 120A (BOSCH), GAS, AWP, Sedan	ALR0573
Jetta	Voltage Regulator	2.8L	GLS	70A (BOSCH); 120A (BOSCH), GAS, BDF, Wagon	ALR0573

Vehicle	Part Type	Engine Size	Trim	Note(s)	Part Number
<b>2004 Volkswagen (cont'd)</b>					
Jetta	Voltage Regulator	2.0L	Comfortline, Europa, Europa 50 Aniversario, Trendline	70A (BOSCH); 120A (BOSCH), GAS, Sedan	ALR0573
Jetta	Voltage Regulator	1.9L	TDI	DIESEL, ALH	ALR0696
Jetta	Voltage Regulator	1.9L	TDI	DIESEL, BEW	ALR0696
Jetta	Voltage Regulator	2.0L	GL, GLS	GAS, AVH	ALR0696
Jetta	Voltage Regulator	2.0L	GL, GLS	GAS, AZG	ALR0696
Jetta	Voltage Regulator	2.0L	GL, GLS	GAS, BBW	ALR0696
Jetta	Voltage Regulator	2.0L	GL, GLS	GAS, BEV	ALR0696
Jetta	Engine Camshaft Position Sensor	2.0L	GL, GLS	With SULEV, BBW, Sedan	CPS7384HU-D
Jetta	Engine Camshaft Position Sensor	1.9L	TDI		CPS8085HU-D
Jetta	Engine Camshaft Position Sensor	2.0L	GL, GLS	AVH, Sedan	CPS8158HU-D
Jetta	Engine Camshaft Position Sensor	2.0L	GL, GLS	AZG, Sedan	CPS8158HU-D
Jetta	Engine Camshaft Position Sensor	2.0L	GL, GLS	BEV, Sedan	CPS8158HU-D
Jetta	Engine Camshaft Position Sensor	2.0L	GL, GLS	Wagon	CPS8158HU-D
Jetta	Engine Camshaft Position Sensor	2.0L	GL, GLS	Without SULEV, BBW, Sedan	CPS8158HU-D
Jetta	Engine Crankshaft Position Sensor	1.8L, 2.0L	Comfortline, Europa, Europa 50 Aniversario, GL, GLI, GLI 50 Aniversario, GLS, Sportline, Trendline		CPS8161HU-D
Jetta	Fuel Pump Module Assembly	1.8L, 2.0L, 2.8L	Comfortline, Europa, Europa 50 Aniversario, GLI, GLI 50 Aniversario, Sportline, Trendline	3,0BAR, SPECIAL ORDER ONLY	FUP3314-D
Jetta	Fuel Pump Module Assembly	1.8L, 2.0L, 2.8L	GL, GLS	SPECIAL ORDER ONLY	FUP3314-D
Jetta	Fuel Pump	1.9L	TDI	Fuel Pump Module Assembly, Sedan, SPECIAL ORDER ONLY	FUP3371-D
Jetta	Fuel Pump Module Assembly	1.8L, 2.0L, 2.8L	Comfortline, Europa, Europa 50 Aniversario, GLI, GLI 50 Aniversario, Sportline, Trendline	Fuel tank w/ special material treatment, SPECIAL ORDER ONLY	FUP3373HU-D
Jetta	Fuel Pump Module Assembly	1.9L	TDI	Fuel Feed Unit, Sedan, SPECIAL ORDER ONLY	FUP3404HU-D
Jetta	Diesel Glow Plug Relay	1.9L	TDI	DIESEL, ALH, Wagon	GLP2104
Jetta	Diesel Glow Plug Relay	1.9L	TDI	DIESEL, BEW, Wagon	GLP2104



Vehicle	Part Type	Engine Size	Trim	Note(s)	Part Number
<b>2004 Volkswagen (cont'd)</b>					
Jetta	Diesel Glow Plug Relay	1.9L	TDI	DIESEL, ALH, Sedan	GLP2105
Jetta	Diesel Glow Plug Relay	1.9L	TDI	DIESEL, BEW, Sedan	GLP2105
Jetta	Ignition Coil	1.8L	GL, GLI, GLI 50 Aniversario, GLS, Sportline		IGC0149
Jetta	Ignition Coil	2.0L	GL, GLS	AVH	IGC0157
Jetta	Ignition Coil	2.0L	GL, GLS	AZG	IGC0157
Jetta	Mass Air Flow Sensor	2.8L	GLI, GLS		MAF8366-HU
Jetta	Mass Air Flow Sensor	1.9L	TDI	ALH, Sedan	MAF8951
Jetta	Mass Air Flow Sensor	1.9L	TDI	With Inner Pipe, ALH, Wagon	MAF8951
Jetta	Mass Air Flow Sensor	2.0L	GL, GLS	AVH	MAF8952HU-D
Jetta	Mass Air Flow Sensor	2.0L	GL, GLS	AZG	MAF8952HU-D
Jetta	Mass Air Flow Sensor	2.0L	GL, GLS	BEV	MAF8952HU-D
Jetta	Mass Air Flow Sensor	1.8L	GL, GLI, GLI 50 Aniversario, GLS, Sportline		MAF8965
Jetta	Mass Air Flow Sensor	1.9L	TDI	BEW	MAF8989
Jetta	Spark Plug Wire	1.8L, 1.9L, 2.0L, 2.8L	Comfortline, Europa, Europa 50 Aniversario, GL, GLI, GLI 50 Aniversario, GLS, Sportline, TDI, Trendline	cylinders 1-4, SPECIAL ORDER ONLY	SPW4792HU-D
Passat	ABS Wheel Speed Sensor	1.8L, 2.0L, 2.8L, 4.0L	1.8T, GL, GL TDI, GLS, GLS 4 Motion, GLS TDI, GLX, GLX 4 Motion, V6, V6 4Motion, W8	For vehicles W/ brake pad wear indicator; W/ harness, Front	ABS1417
Passat	ABS Wheel Speed Sensor	1.8L, 2.0L, 2.8L	1.8T, GL, GL TDI, GLS, GLS TDI, GLX, V6	W/ harness, Rear, FWD, SPECIAL ORDER ONLY	ABS1433-D
Passat	Voltage Regulator	2.0L	GL TDI, GLS TDI		ALR0570
Passat	Voltage Regulator	1.8L, 2.8L, 4.0L	1.8T, GL, GLS, GLS 4 Motion, GLX, GLX 4 Motion, V6, V6 4Motion, W8		ALR0573
Passat	Engine Crankshaft Position Sensor	1.8L	1.8T, GL, GLS, GLS 4 Motion		CPS8159HU-D
Passat	Fuel Pump Module Assembly	1.8L, 2.8L	1.8T, GL, GLS, GLX, V6	FWD, SPECIAL ORDER ONLY	FUP3328-D
Passat	Fuel Pump Module Assembly	2.0L	GL TDI, GLS TDI	Fuel Feed Unit, SPECIAL ORDER ONLY	FUP3365-D
Passat	Fuel Pump	1.8L, 2.8L	1.8T, GL, GLS, GLX, V6	In-Tank, FWD, SPECIAL ORDER ONLY	FUP3387HU-D

Vehicle	Part Type	Engine Size	Trim	Note(s)	Part Number
<b>2004 Volkswagen (cont'd)</b>					
Passat	Diesel Glow Plug Relay	2.0L	GL TDI, GLS TDI	DIESEL, BHW, Sedan	GLP2105
Passat	Diesel Glow Plug Relay	2.0L	GL TDI, GLS TDI	DIESEL, BHW, Wagon	GLP2105
Passat	Ignition Coil	1.8L	1.8T, GL, GLS, GLS 4 Motion		IGC0149
Passat	Mass Air Flow Sensor	2.8L	GL, GLS, GLX, GLX 4 Motion, V6, V6 4Motion	Actual OE	MAF0022
Passat	Mass Air Flow Sensor	4.0L	W8		MAF8934
Passat	Mass Air Flow Sensor	1.8L	1.8T, GL, GLS, GLS 4 Motion		MAF8988
Passat	Mass Air Flow Sensor	2.0L	GL TDI, GLS TDI		MAF8990
Passat	Manifold Absolute Pressure Sensor	2.0L	GL TDI, GLS TDI		PRS8214-HU
Phaeton	ABS Wheel Speed Sensor	4.2L, 6.0L	V8, W12	Front	ABS1439-HU
Phaeton	ABS Wheel Speed Sensor	4.2L, 6.0L	V8, W12	Rear	ABS1439-HU
Phaeton	ABS Wheel Speed Sensor	4.2L, 6.0L	V8, W12	Front	ABS1443-HU
Phaeton	ABS Wheel Speed Sensor	4.2L, 6.0L	V8, W12	Rear	ABS1443-HU
Phaeton	Mass Air Flow Sensor	6.0L	W12		MAF8933
Phaeton	Mass Air Flow Sensor	4.2L	V8		MAF8952HU-D
R32	ABS Wheel Speed Sensor	3.2L	Base	Front Left	ABS1400
R32	ABS Wheel Speed Sensor	3.2L	Base	Front Right	ABS1401
R32	ABS Wheel Speed Sensor	3.2L	Base	Rear, SPECIAL ORDER ONLY	ABS1406HU-D
R32	Fuel Pump Module Assembly	3.2L	Base	3,0BAR, SPECIAL ORDER ONLY	FUP3314-D
Sharan	Voltage Regulator	1.8L	Comfortline		ALR0696
Touareg	ABS Wheel Speed Sensor	3.2L, 4.2L, 4.9L	TDI, V6, V8	Front, SPECIAL ORDER ONLY	ABS1446HU-D
Touareg	ABS Wheel Speed Sensor	3.2L, 4.2L, 4.9L	TDI, V6, V8	Rear, SPECIAL ORDER ONLY	ABS1446HU-D
Touareg	ABS Wheel Speed Sensor	3.2L, 4.2L, 4.9L	TDI, V6, V8	Front, SPECIAL ORDER ONLY	ABS1448HU-D
Touareg	ABS Wheel Speed Sensor	3.2L, 4.2L, 4.9L	TDI, V6, V8	Rear, SPECIAL ORDER ONLY	ABS1448HU-D
Touareg	Voltage Regulator	3.2L	V6	150A (BOSCH)	ALR0570
Touareg	Voltage Regulator	3.2L	V6	120A (BOSCH)	ALR0573

Vehicle	Part Type	Engine Size	Trim	Note(s)	Part Number
<b>2004 Volkswagen (cont'd)</b>					
Touareg	Diesel Glow Plug Relay	4.9L	TDI	DIESEL, BKW, Sport Utility, SPECIAL ORDER ONLY	GLP2126-D
Touareg	Ignition Coil	3.2L	V6		IGC3847-D
Touareg	Mass Air Flow Sensor	3.2L	V6		MAF8934
Touareg	Mass Air Flow Sensor	4.2L	V8		MAF8952HU-D
Touareg	Mass Air Flow Sensor	4.9L	TDI		MAF8990
Touareg	Manifold Absolute Pressure Sensor	4.9L	TDI		PRS8214-HU
<b>2005 Volkswagen</b>					
Beetle	ABS Wheel Speed Sensor	1.8L, 1.9L, 2.0L	Cabrio, GL, GLS, GLS Sport Turbo, GLS TDI, GLX Sport Turbo, Turbo S	Front Left	ABS1400
Beetle	ABS Wheel Speed Sensor	1.8L, 1.9L, 2.0L	Cabrio, GL, GLS, GLS Sport Turbo, GLS TDI, GLX Sport Turbo, Turbo S	Front Right	ABS1401
Beetle	ABS Wheel Speed Sensor	1.8L, 1.9L, 2.0L	Cabrio, GL, GLS, GLS Sport Turbo, GLS TDI, GLX Sport Turbo, Turbo S	Rear	ABS1403
Beetle	Voltage Regulator	1.9L	GLS TDI	DIESEL, BEW	ALR0573
Beetle	Voltage Regulator	2.0L	Cabrio	GAS	ALR0573
Beetle	Voltage Regulator	2.0L	GL, GLS	GAS, BEV	ALR0573
Beetle	Voltage Regulator	1.8L	GLS, GLS Sport Turbo, GLX Sport Turbo, Turbo S	GAS, BKF	ALR0573
Beetle	Voltage Regulator	2.0L	GL, GLS	GAS, BEV	ALR0696
Beetle	Engine Camshaft Position Sensor	1.9L	GLS TDI		CPS8085HU-D
Beetle	Engine Camshaft Position Sensor	2.0L	Cabrio, GL, GLS		CPS8158HU-D
Beetle	Engine Crankshaft Position Sensor	1.8L, 2.0L	Cabrio, GL, GLS, GLS Sport Turbo, GLX Sport Turbo, Turbo S		CPS8161HU-D
Beetle	Fuel Pump Module Assembly	1.8L, 2.0L	Cabrio, GL, GLS, GLS Sport Turbo, GLX Sport Turbo, Turbo S	3,0BAR, SPECIAL ORDER ONLY	FUP3314-D
Beetle	Fuel Pump	1.9L	GLS TDI	Fuel Pump Module Assembly, Hatchback, SPECIAL ORDER ONLY	FUP3371-D
Beetle	Fuel Pump Module Assembly	1.8L, 2.0L	Cabrio, GL, GLS, GLS Sport Turbo, GLX Sport Turbo, Turbo S	Fuel tank w/ special material treatment (coextrusion), SPECIAL ORDER ONLY	FUP3373HU-D

Vehicle	Part Type	Engine Size	Trim	Note(s)	Part Number
<b>2005 Volkswagen (cont'd)</b>					
Beetle	Fuel Pump Module Assembly	1.9L	GLS TDI	Fuel Feed Unit, Hatchback, SPECIAL ORDER ONLY	FUP3404HU-D
Beetle	Diesel Glow Plug Relay	1.9L	GLS TDI	DIESEL, BEW, Hatchback	GLP2105
Beetle	Ignition Coil	1.8L	GLS, GLS Sport Turbo, GLX Sport Turbo, Turbo S		IGC0149
Beetle	Ignition Coil	2.0L	Cabrio, GL, GLS		IGC0157
Beetle	Mass Air Flow Sensor	1.8L, 2.0L	Cabrio, GL, GLS, GLS Sport Turbo, GLX Sport Turbo, Turbo S		MAF8952HU-D
Beetle	Mass Air Flow Sensor	1.9L	GLS TDI		MAF8989
Golf	ABS Wheel Speed Sensor	1.8L, 1.9L, 2.0L, 2.8L	Comfortline, Europa, GL, GLS, GTI, GTI 1.8T, GTI VR6, TDI, Trendline	Front Left	ABS1400
Golf	ABS Wheel Speed Sensor	1.8L, 1.9L, 2.0L, 2.8L	Comfortline, Europa, GL, GLS, GTI, GTI 1.8T, GTI VR6, TDI, Trendline	Front Right	ABS1401
Golf	ABS Wheel Speed Sensor	1.8L, 1.9L, 2.0L, 2.8L	Comfortline, Europa, GL, GLS, GTI, GTI 1.8T, GTI VR6, TDI, Trendline	Rear	ABS1403
Golf	Voltage Regulator	1.8L	GTI 1.8T		ALR0696
Golf	Engine Camshaft Position Sensor	1.9L	TDI		CPS8085HU-D
Golf	Engine Camshaft Position Sensor	2.0L	Comfortline, Europa, GL, GLS, Trendline		CPS8158HU-D
Golf	Engine Crankshaft Position Sensor	1.8L, 2.0L	Comfortline, Europa, GL, GLS, GTI, GTI 1.8T, Trendline		CPS8161HU-D
Golf	Fuel Pump Module Assembly	1.8L, 2.0L, 2.8L	Comfortline, Europa, GL, GLS, GTI, GTI 1.8T, GTI VR6, Trendline	3,0BAR, SPECIAL ORDER ONLY	FUP3314-D
Golf	Fuel Pump	1.9L	TDI	Fuel Pump Module Assembly, SPECIAL ORDER ONLY	FUP3371-D
Golf	Fuel Pump Module Assembly	1.8L, 2.0L, 2.8L	Comfortline, Europa, GL, GLS, GTI, GTI 1.8T, GTI VR6, Trendline	Fuel tank w/ special material treatment, SPECIAL ORDER ONLY	FUP3373HU-D
Golf	Fuel Pump Module Assembly	1.9L	TDI	Fuel Feed Unit, SPECIAL ORDER ONLY	FUP3404HU-D
Golf	Diesel Glow Plug Relay	1.9L	TDI	To Chassis/VIN 1J-54033 907, DIESEL, BEW, Hatchback	GLP2104

Vehicle	Part Type	Engine Size	Trim	Note(s)	Part Number
<b>2005 Volkswagen (cont'd)</b>					
Golf	Diesel Glow Plug Relay	1.9L	TDI	From Chassis 54033908, DIESEL, BEW, Hatchback	GLP2105
Golf	Ignition Coil	1.8L	GTI, GTI 1.8T		IGC0149
Golf	Ignition Coil	2.0L	Comfortline, Europa, GL, GLS, Trendline		IGC0157
Golf	Mass Air Flow Sensor	2.8L	GTI VR6		MAF8366-HU
Golf	Mass Air Flow Sensor	2.0L	Comfortline, Europa, GL, GLS, Trendline		MAF8952HU-D
Golf	Mass Air Flow Sensor	1.8L	GTI, GTI 1.8T		MAF8965
Golf	Mass Air Flow Sensor	1.9L	TDI		MAF8989
Jetta	ABS Wheel Speed Sensor	1.8L, 1.9L, 2.0L, 2.5L	2.5, Comfortline, Europa, GL, GL TDI, GLI, GLS, GLS TDI, Limited Edition, Special Edition, Sportline, Summer Edition, TDI, Trendline	To vin 9M-5-149 999, Front Left	ABS1400
Jetta	ABS Wheel Speed Sensor	1.8L, 1.9L, 2.0L, 2.5L	2.5, Comfortline, Europa, GL, GL TDI, GLI, GLS, GLS TDI, Limited Edition, Special Edition, Sportline, Summer Edition, TDI, Trendline	To vin 9M-5-149 999, Front Right	ABS1401
Jetta	ABS Wheel Speed Sensor	1.8L, 1.9L, 2.0L	GL, GL TDI, GLS, GLS TDI	Rear, Wagon	ABS1403
Jetta	ABS Wheel Speed Sensor	1.8L, 1.9L, 2.0L, 2.5L	2.5, Comfortline, GL, GL TDI, GLI, GLS, GLS TDI, Limited Edition, Special Edition, Sportline, Summer Edition, TDI, Trendline	To vin 9M-5-149 999, Rear, 4-Wheel ABS, FWD, Sedan	ABS1403
Jetta	ABS Wheel Speed Sensor	2.0L	Europa	To vin 9M-5-149 999, Rear, Sedan	ABS1403
Jetta	ABS Wheel Speed Sensor	1.8L, 1.9L, 2.0L, 2.5L	2.5, Comfortline, Europa, GL, GL TDI, GLI, GLS, GLS TDI, Limited Edition, Special Edition, Sportline, Summer Edition, TDI, Trendline	From VIN 1K-5-600 001, Front Left	ABS1413
Jetta	ABS Wheel Speed Sensor	1.8L, 1.9L, 2.0L, 2.5L	2.5, Comfortline, Europa, GL, GL TDI, GLI, GLS, GLS TDI, Limited Edition, Special Edition, Sportline, Summer Edition, TDI, Trendline	From VIN 1K-5-600 001, Front Right	ABS1414
Jetta	ABS Wheel Speed Sensor	1.8L, 1.9L, 2.0L, 2.5L	2.5, Comfortline, GL, GL TDI, GLI, GLS, GLS TDI, Limited Edition, Special Edition, Sportline, Summer Edition, TDI, Trendline	From vin 1K-5-600 001, Rear Left, 4-Wheel ABS, FWD, Sedan	ABS1415-HU

Vehicle	Part Type	Engine Size	Trim	Note(s)	Part Number
<b>2005 Volkswagen (cont'd)</b>					
Jetta	ABS Wheel Speed Sensor	1.8L, 1.9L, 2.0L, 2.5L	2.5, Comfortline, GL, GL TDI, GLI, GLS, GLS TDI, Limited Edition, Special Edition, Sportline, Summer Edition, TDI, Trendline	From vin 1K-5-600 001, Rear Right, 4-Wheel ABS, FWD, Sedan	ABS1416-HU
Jetta	Voltage Regulator	1.9L	GL TDI, GLS TDI	120A (BOSCH), DIESEL, BEW, SPECIAL ORDER ONLY	ALR0558
Jetta	Voltage Regulator	1.9L	TDI	120A (BOSCH), DIESEL, BRM, SPECIAL ORDER ONLY	ALR0558
Jetta	Voltage Regulator	1.8L	GL, GLI, GLS, Sportline	120A (BOSCH), GAS, AWP, Sedan, SPECIAL ORDER ONLY	ALR0558
Jetta	Voltage Regulator	2.0L	GL, GLS	120A (BOSCH), GAS, BBW, SPECIAL ORDER ONLY	ALR0558
Jetta	Voltage Regulator	2.0L	GL, GLS	120A (BOSCH), GAS, BEV, SPECIAL ORDER ONLY	ALR0558
Jetta	Voltage Regulator	2.0L	Comfortline, Europa, Limited Edition, Special Edition, Summer Edition, Trendline	120A (BOSCH), GAS, Sedan, SPECIAL ORDER ONLY	ALR0558
Jetta	Voltage Regulator	1.9L	GL TDI, GLS TDI	90A (VALEO), DIESEL, BEW	ALR0570
Jetta	Voltage Regulator	1.9L	GL TDI, GLS TDI	70A (BOSCH); 90A (BOSCH); 120A (BOSCH), DIESEL, BEW	ALR0573
Jetta	Voltage Regulator	1.9L	TDI	70A (BOSCH); 90A (BOSCH); 120A (BOSCH), DIESEL, BRM	ALR0573
Jetta	Voltage Regulator	1.8L	GL, GLS	70A (BOSCH); 90A (BOSCH); 120A (BOSCH), GAS, AWP, Wagon	ALR0573
Jetta	Voltage Regulator	2.0L	GL, GLS	70A (BOSCH); 90A (BOSCH); 120A (BOSCH), GAS, BBW	ALR0573
Jetta	Voltage Regulator	2.0L	GL, GLS	70A (BOSCH); 90A (BOSCH); 120A (BOSCH), GAS, BEV	ALR0573

Vehicle	Part Type	Engine Size	Trim	Note(s)	Part Number
<b>2005 Volkswagen (cont'd)</b>					
Jetta	Voltage Regulator	1.8L	GL, GLI, GLS, Sportline	70A (BOSCH); 120A (BOSCH), GAS, AWP, Sedan	ALR0573
Jetta	Voltage Regulator	2.0L	Comfortline, Europa, Limited Edition, Special Edition, Summer Edition, Trendline	70A (BOSCH); 120A (BOSCH), GAS, Sedan	ALR0573
Jetta	Voltage Regulator	2.5L	2.5	GAS, BGP, Sedan	ALR0573
Jetta	Voltage Regulator	2.5L	2.5	GAS, BGQ, Sedan	ALR0573
Jetta	Voltage Regulator	1.9L	GL TDI, GLS TDI	DIESEL, BEW	ALR0696
Jetta	Voltage Regulator	1.9L	TDI	DIESEL, BRM	ALR0696
Jetta	Voltage Regulator	2.0L	GL, GLS	GAS, BBW	ALR0696
Jetta	Voltage Regulator	2.0L	GL, GLS	GAS, BEV	ALR0696
Jetta	Engine Camshaft Position Sensor	2.0L	GL, GLS	With SULEV, BBW, Sedan	CPS7384HU-D
Jetta	Engine Crankshaft Position Sensor	1.9L	GL TDI, GLS TDI, TDI	From VIN # 1K-5- 600 001	CPS7387
Jetta	Engine Camshaft Position Sensor	2.5L	2.5		CPS7389-HU
Jetta	Engine Camshaft Position Sensor	1.9L	GL TDI, GLS TDI	To VIN # 9M-5-149 999, BEW	CPS8085HU-D
Jetta	Engine Camshaft Position Sensor	2.0L	GL, GLS	BEV, Sedan	CPS8158HU-D
Jetta	Engine Camshaft Position Sensor	2.0L	GL, GLS	Wagon	CPS8158HU-D
Jetta	Engine Camshaft Position Sensor	2.0L	GL, GLS	Without SULEV, BBW, Sedan	CPS8158HU-D
Jetta	Engine Crankshaft Position Sensor	1.8L, 2.0L	Comfortline, Europa, GL, GLI, GLS, Limited Edition, Special Edition, Sportline, Summer Edition, Trendline		CPS8161HU-D
Jetta	Fuel Pump Driver Module	1.8L, 1.9L, 2.0L, 2.5L	2.5, Comfortline, Europa, GL, GL TDI, GLI, GLS, GLS TDI, Limited Edition, Special Edition, Sportline, Summer Edition, TDI, Trendline	Sedan	FPC2900-HU
Jetta	Fuel Pump Module Assembly	1.8L, 2.0L, 2.5L	2.5, Comfortline, Europa, GLI, Limited Edition, Special Edition, Sportline, Summer Edition, Trendline	3,0BAR, SPECIAL ORDER ONLY	FUP3314-D
Jetta	Fuel Pump Module Assembly	1.8L, 2.0L	GL, GLS	SPECIAL ORDER ONLY	FUP3314-D
Jetta	Fuel Pump	1.9L	GL TDI, GLS TDI, TDI	Fuel Pump Module Assembly, SPECIAL ORDER ONLY	FUP3371-D

Vehicle	Part Type	Engine Size	Trim	Note(s)	Part Number
<b>2005 Volkswagen (cont'd)</b>					
Jetta	Fuel Pump Module Assembly	1.8L, 2.0L, 2.5L	2.5, Comfortline, Europa, GLI, Limited Edition, Special Edition, Sportline, Summer Edition, Trendline	Fuel tank w/ special material treatment, SPECIAL ORDER ONLY	FUP3373HU-D
Jetta	Fuel Pump Module Assembly	1.9L	GL TDI, GLS TDI, TDI	Fuel Feed Unit, SPECIAL ORDER ONLY	FUP3404HU-D
Jetta	Diesel Glow Plug Relay	1.9L	GL TDI, GLS TDI	DIESEL, BEW, Wagon	GLP2104
Jetta	Diesel Glow Plug Relay	1.9L	GL TDI, GLS TDI, TDI	To vin 9M-5-149 999, DIESEL, Sedan	GLP2105
Jetta	Diesel Glow Plug Relay	1.9L	GL TDI, GLS TDI, TDI	From vin 1K-6-617 332, DIESEL, Sedan	GLP2106
Jetta	Diesel Glow Plug Relay	1.9L	GL TDI, GLS TDI, TDI	From vin 1K-5-600 001, To vin 1K-6-617 331, DIESEL, Sedan, SPECIAL ORDER ONLY	GLP2129-D
Jetta	HVAC Blower Control Module	1.8L, 1.9L, 2.0L, 2.5L	2.5, Comfortline, Europa, GL, GL TDI, GLI, GLS, GLS TDI, Limited Edition, Special Edition, Sportline, Summer Edition, TDI, Trendline		HVC2536-HU
Jetta	Ignition Coil	1.8L	GL, GLI, GLS, Sportline		IGC0149
Jetta	Ignition Coil	2.0L	Comfortline, Europa, GL, GLS, Limited Edition, Special Edition, Summer Edition, Trendline		IGC0157
Jetta	Mass Air Flow Sensor	2.5L	2.5		MAF8933
Jetta	Mass Air Flow Sensor	2.0L	GL, GLS	BEV	MAF8952HU-D
Jetta	Mass Air Flow Sensor	1.8L	GL, GLI, GLS, Sportline		MAF8965
Jetta	Mass Air Flow Sensor	1.9L	GL TDI, GLS TDI, TDI		MAF8989
Jetta	Spark Plug Wire	1.8L, 1.9L, 2.0L, 2.5L	2.5, Comfortline, Europa, GL, GL TDI, GLI, GLS, GLS TDI, Limited Edition, Special Edition, Sportline, Summer Edition, TDI, Trendline	cylinders 1-4, SPECIAL ORDER ONLY	SPW4792HU-D
Passat	ABS Wheel Speed Sensor	1.8L, 2.0L, 2.8L	1.8T, GL, GL TDI, GLS, GLS 4 Motion, GLS TDI, GLX, GLX 4 Motion, V6, V6 4Motion	For vehicles W/ brake pad wear indicator; W/ harness, Front	ABS1417
Passat	ABS Wheel Speed Sensor	1.8L, 2.0L, 2.8L	1.8T, GL, GL TDI, GLS, GLS TDI, GLX, V6	W/ harness, Rear, FWD, SPECIAL ORDER ONLY	ABS1433-D



Vehicle	Part Type	Engine Size	Trim	Note(s)	Part Number
<b>2005 Volkswagen (cont'd)</b>					
Passat	Voltage Regulator	2.0L	GL TDI, GLS TDI		ALR0570
Passat	Voltage Regulator	1.8L, 2.8L	1.8T, GL, GLS, GLS 4 Motion, GLX, GLX 4 Motion, V6, V6 4Motion		ALR0573
Passat	Engine Crankshaft Position Sensor	1.8L	1.8T, GL, GLS, GLS 4 Motion		CPS8159HU-D
Passat	Fuel Pump Module Assembly	1.8L, 2.8L	1.8T, GL, GLS, GLX, V6	FWD, SPECIAL ORDER ONLY	FUP3328-D
Passat	Fuel Pump Module Assembly	2.0L	GL TDI, GLS TDI	Fuel Feed Unit, SPECIAL ORDER ONLY	FUP3365-D
Passat	Fuel Pump	1.8L, 2.8L	1.8T, GL, GLS, GLX, V6	In-Tank, FWD, SPECIAL ORDER ONLY	FUP3387HU-D
Passat	Diesel Glow Plug Relay	2.0L	GL TDI, GLS TDI	DIESEL, BHW, Sedan	GLP2105
Passat	Diesel Glow Plug Relay	2.0L	GL TDI, GLS TDI	DIESEL, BHW, Wagon	GLP2105
Passat	Ignition Coil	1.8L	1.8T, GL, GLS, GLS 4 Motion		IGC0149
Passat	Mass Air Flow Sensor	2.8L	GLS, GLS 4 Motion, GLX, GLX 4 Motion, V6, V6 4Motion	Actual OE	MAF0022
Passat	Mass Air Flow Sensor	1.8L	1.8T, GL, GLS, GLS 4 Motion		MAF8988
Passat	Mass Air Flow Sensor	2.0L	GL TDI, GLS TDI		MAF8990
Passat	Manifold Absolute Pressure Sensor	2.0L	GL TDI, GLS TDI		PRS8214-HU
Phaeton	ABS Wheel Speed Sensor	4.2L, 6.0L	V8, W12	Front	ABS1439-HU
Phaeton	ABS Wheel Speed Sensor	4.2L, 6.0L	V8, W12	Rear	ABS1439-HU
Phaeton	ABS Wheel Speed Sensor	4.2L, 6.0L	V8, W12	Front	ABS1443-HU
Phaeton	ABS Wheel Speed Sensor	4.2L, 6.0L	V8, W12	Rear	ABS1443-HU
Phaeton	Mass Air Flow Sensor	6.0L	W12		MAF8933
Phaeton	Mass Air Flow Sensor	4.2L	V8		MAF8952HU-D
Sharan	Voltage Regulator	1.8L	Comfortline		ALR0696
Touareg	ABS Wheel Speed Sensor	3.2L, 4.2L, 5.0L	Base, TDI, V6, V6 Premium, V8	Front, SPECIAL ORDER ONLY	ABS1446HU-D
Touareg	ABS Wheel Speed Sensor	3.2L, 4.2L, 5.0L	Base, TDI, V6, V6 Premium, V8	Rear, SPECIAL ORDER ONLY	ABS1446HU-D
Touareg	ABS Wheel Speed Sensor	3.2L, 4.2L, 5.0L	Base, TDI, V6, V6 Premium, V8	Front, SPECIAL ORDER ONLY	ABS1448HU-D
Touareg	ABS Wheel Speed Sensor	3.2L, 4.2L, 5.0L	Base, TDI, V6, V6 Premium, V8	Rear, SPECIAL ORDER ONLY	ABS1448HU-D

Vehicle	Part Type	Engine Size	Trim	Note(s)	Part Number
<b>2005 Volkswagen (cont'd)</b>					
Touareg	Voltage Regulator	3.2L	Base, V6, V6 Premium	150A (BOSCH)	ALR0570
Touareg	Voltage Regulator	3.2L	Base, V6, V6 Premium	120A (BOSCH)	ALR0573
Touareg	Diesel Glow Plug Relay	5.0L	TDI	DIESEL, BKW, Sport Utility, SPECIAL ORDER ONLY	GLP2126-D
Touareg	Ignition Coil	3.2L	Base, V6, V6 Premium		IGC3847-D
Touareg	Alternator	5.0L	TDI	Actual OE; Water Cooled Alternator, Water Cooler Alternator	LR1190-913-D
Touareg	Mass Air Flow Sensor	3.2L	Base, V6, V6 Premium		MAF8934
Touareg	Mass Air Flow Sensor	4.2L	Base, V8		MAF8952HU-D
Touareg	Mass Air Flow Sensor	5.0L	TDI		MAF8990
Touareg	Manifold Absolute Pressure Sensor	5.0L	TDI		PRS8214-HU
<b>2006 Volkswagen</b>					
Beetle	ABS Wheel Speed Sensor	1.9L, 2.5L	2.5, TDI	Front Left	ABS1400
Beetle	ABS Wheel Speed Sensor	1.9L, 2.5L	2.5, TDI	Front Right	ABS1401
Beetle	ABS Wheel Speed Sensor	1.9L, 2.5L	2.5, TDI	Rear	ABS1403
Beetle	Voltage Regulator	1.9L	TDI	Hatchback	ALR0573
Beetle	Voltage Regulator	2.0L	Cabrio, GLS, Sport, Sport GLX		ALR0696
Beetle	Engine Camshaft Position Sensor	2.5L	2.5		CPS7389-HU
Beetle	Engine Camshaft Position Sensor	1.9L	TDI		CPS8085HU-D
Beetle	Fuel Pump Module Assembly	2.5L	2.5	3,0BAR, Hatchback, SPECIAL ORDER ONLY	FUP3314-D
Beetle	Fuel Pump	1.9L	TDI	Fuel Pump Module Assembly, SPECIAL ORDER ONLY	FUP3371-D
Beetle	Fuel Pump Module Assembly	2.5L	2.5	Fuel tank w/ special material treatment (coextrusion), Hatchback, SPECIAL ORDER ONLY	FUP3373HU-D

Vehicle	Part Type	Engine Size	Trim	Note(s)	Part Number
<b>2006 Volkswagen (cont'd)</b>					
Beetle	Fuel Pump Module Assembly	1.9L	TDI	Fuel Feed Unit, SPECIAL ORDER ONLY	FUP3404HU-D
Beetle	Diesel Glow Plug Relay	1.9L	TDI	DIESEL, BEW, Hatchback	GLP2105
Beetle	Mass Air Flow Sensor	2.5L	2.5		MAF8933
Beetle	Mass Air Flow Sensor	1.9L	TDI		MAF8989
Bora	Fuel Pump	2.0L	GLI		FUP3058
Bora	Mass Air Flow Sensor	2.0L	GLI	MEX, Actual OE	MAF0052
Golf	ABS Wheel Speed Sensor	1.8L, 1.9L, 2.0L	Europa, GL, GLS, GLS TDI, GTI 1.8T	Front Left	ABS1400
Golf	ABS Wheel Speed Sensor	1.8L, 1.9L, 2.0L	Europa, GL, GLS, GLS TDI, GTI 1.8T	Front Right	ABS1401
Golf	ABS Wheel Speed Sensor	1.8L, 1.9L, 2.0L	Europa, GL, GLS, GLS TDI, GTI 1.8T	Rear	ABS1403
Golf	Voltage Regulator	1.8L, 1.9L	GLS TDI, GTI 1.8T		ALR0573
Golf	Engine Camshaft Position Sensor	1.9L	GLS TDI		CPS8085HU-D
Golf	Engine Camshaft Position Sensor	2.0L	Europa, GL, GLS		CPS8158HU-D
Golf	Engine Crankshaft Position Sensor	1.8L, 2.0L	Europa, GL, GLS, GTI 1.8T		CPS8161HU-D
Golf	Fuel Pump Module Assembly	1.8L, 2.0L	Europa, GL, GLS, GTI 1.8T	3,0BAR, SPECIAL ORDER ONLY	FUP3314-D
Golf	Fuel Pump	1.9L	GLS TDI	Fuel Pump Module Assembly, SPECIAL ORDER ONLY	FUP3371-D
Golf	Fuel Pump Module Assembly	1.8L, 2.0L	Europa, GL, GLS, GTI 1.8T	Fuel tank w/ special material treatment, SPECIAL ORDER ONLY	FUP3373HU-D
Golf	Fuel Pump Module Assembly	1.9L	GLS TDI	Fuel Feed Unit, SPECIAL ORDER ONLY	FUP3404HU-D
Golf	Diesel Glow Plug Relay	1.9L	GLS TDI	From Chassis 54033908, DIESEL, BEW, Hatchback	GLP2105
Golf	Ignition Coil	1.8L	GTI 1.8T		IGC0149
Golf	Ignition Coil	2.0L	Europa, GL, GLS		IGC0157
Golf	Mass Air Flow Sensor	2.0L	Europa, GL, GLS		MAF8952HU-D
Golf	Mass Air Flow Sensor	1.8L	GTI 1.8T		MAF8965

Vehicle	Part Type	Engine Size	Trim	Note(s)	Part Number
<b>2006 Volkswagen (cont'd)</b>					
Golf	Mass Air Flow Sensor	1.9L	GLS TDI		MAF8989
GTI	ABS Wheel Speed Sensor	2.0L	Base	Front Left	ABS1413
GTI	ABS Wheel Speed Sensor	2.0L	Base	Front Right	ABS1414
GTI	ABS Wheel Speed Sensor	2.0L	Base	Rear Left, 4-Wheel ABS	ABS1415-HU
GTI	ABS Wheel Speed Sensor	2.0L	Base	Rear Right, 4-Wheel ABS	ABS1416-HU
GTI	Voltage Regulator	2.0L	Base		ALR0573
GTI	Engine Camshaft Position Sensor	2.0L	Base		CPS7389-HU
GTI	Engine Crankshaft Position Sensor	2.0L	Base		CPS8161HU-D
GTI	Fuel Pump Driver Module	2.0L	Base		FPC2900-HU
GTI	Fuel Pump	2.0L	Base		FUP3058
GTI	Fuel Pump Module Assembly	2.0L	Base	FSI	FUP3390-HU
GTI	Fuel Pump Module Assembly	2.0L	Base	OTTO ENGINE, SPECIAL ORDER ONLY	FUP3403HU-D
GTI	Direct Injection High Pressure Fuel Pump	2.0L	Base	Actual OE, EXTERNAL HIGH-PRESSURE PUMP	HPP0004
GTI	Mass Air Flow Sensor	2.0L	Base	BPY, Actual OE	MAF0052
Jetta	ABS Wheel Speed Sensor	1.9L, 2.0L, 2.5L	2.0T, 2.5, 475 Aniversario, Europa, GLI, Soccer 1, Soccer 2, TDI, Trendline, Value Edition, Winter 1, Winter 2	Front Left	ABS1413
Jetta	ABS Wheel Speed Sensor	1.9L, 2.0L, 2.5L	2.0T, 2.5, 475 Aniversario, Europa, GLI, Soccer 1, Soccer 2, TDI, Trendline, Value Edition, Winter 1, Winter 2	Front Right	ABS1414
Jetta	ABS Wheel Speed Sensor	1.9L, 2.0L, 2.5L	2.0T, 2.5, GLI, Soccer 2, TDI, Trendline, Value Edition, Winter 1, Winter 2	Rear Left, 4-Wheel ABS	ABS1415-HU
Jetta	ABS Wheel Speed Sensor	1.9L, 2.0L, 2.5L	2.0T, 2.5, GLI, Soccer 2, TDI, Trendline, Value Edition, Winter 1, Winter 2	Rear Right, 4-Wheel ABS	ABS1416-HU
Jetta	Voltage Regulator	1.9L	TDI	DIESEL, BRM	ALR0573
Jetta	Voltage Regulator	2.5L	2.5, Value Edition	GAS, BGP, Sedan	ALR0573
Jetta	Voltage Regulator	2.5L	2.5, Value Edition	GAS, BGQ, Sedan	ALR0573
Jetta	Voltage Regulator	2.0L	2.0T, GLI	GAS, BPY, Sedan	ALR0573

Vehicle	Part Type	Engine Size	Trim	Note(s)	Part Number
<b>2006 Volkswagen (cont'd)</b>					
Jetta	Voltage Regulator	2.0L	475 Aniversario, Europa, Soccer 1, Soccer 2, Trendline, Winter 1, Winter 2	GAS, Sedan	ALR0573
Jetta	Voltage Regulator	1.9L	TDI	DIESEL, BRM	ALR0696
Jetta	Engine Crankshaft Position Sensor	1.9L	TDI		CPS7387
Jetta	Engine Camshaft Position Sensor	2.5L	2.5, Value Edition		CPS7389-HU
Jetta	Engine Crankshaft Position Sensor	2.0L	2.0T, 475 Aniversario, Europa, GLI, Soccer 1, Soccer 2, Trendline, Winter 1, Winter 2		CPS8161HU-D
Jetta	Fuel Pump Driver Module	1.9L, 2.0L, 2.5L	2.0T, 2.5, 475 Aniversario, Europa, GLI, Soccer 1, Soccer 2, TDI, Trendline, Value Edition, Winter 1, Winter 2		FPC2900-HU
Jetta	Fuel Pump	2.0L	2.0T, GLI		FUP3058
Jetta	Fuel Pump Module Assembly	1.9L	TDI	SPECIAL ORDER ONLY	FUP3386-D
Jetta	Fuel Pump Module Assembly	2.0L, 2.5L	2.0T, 2.5, 475 Aniversario, Europa, GLI, Soccer 1, Soccer 2, Trendline, Value Edition, Winter 1, Winter 2	Fuel system for fuel-injected engine	FUP3390-HU
Jetta	Fuel Pump Module Assembly	2.0L, 2.5L	2.0T, 2.5, 475 Aniversario, Europa, GLI, Soccer 1, Soccer 2, Trendline, Value Edition, Winter 1, Winter 2	Fuel sys. for carburetor gasoline eng. w/ injector system w/o fuel return, SPECIAL ORDER ONLY	FUP3403HU-D
Jetta	Diesel Glow Plug Relay	1.9L	TDI	From vin 1K-6-617 332, DIESEL, Sedan	GLP2106
Jetta	Diesel Glow Plug Relay	1.9L	TDI	To vin 1K-6-617 331, DIESEL, Sedan, SPECIAL ORDER ONLY	GLP2129-D
Jetta	Direct Injection High Pressure Fuel Pump	2.0L	2.0T, GLI	Actual OE, EXTERNAL HIGH-PRESSURE PUMP	HPP0004
Jetta	Direct Injection High Pressure Fuel Pump	2.0L	475 Aniversario, Europa, Soccer 1, Soccer 2, Trendline, Winter 1, Winter 2	MEX, Actual OE, EXTERNAL HIGH-PRESSURE PUMP	HPP0004
Jetta	HVAC Blower Control Module	1.9L, 2.0L, 2.5L	2.0T, 2.5, 475 Aniversario, Europa, GLI, Soccer 1, Soccer 2, TDI, Trendline, Value Edition, Winter 1, Winter 2		HVC2536-HU

Vehicle	Part Type	Engine Size	Trim	Note(s)	Part Number
<b>2006 Volkswagen (cont'd)</b>					
Jetta	Mass Air Flow Sensor	2.0L	475 Aniversario, Europa, Soccer 1, Soccer 2, Trendline, Winter 1, Winter 2	Actual OE	MAF0052
Jetta	Mass Air Flow Sensor	2.0L	2.0T, GLI	BPY, Actual OE	MAF0052
Jetta	Mass Air Flow Sensor	2.5L	2.5, Value Edition		MAF8933
Jetta	Mass Air Flow Sensor	1.9L	TDI		MAF8989
Passat	ABS Wheel Speed Sensor	2.0L, 3.6L	2.0T, 3.6, Value Edition	Front Left	ABS1413
Passat	ABS Wheel Speed Sensor	3.6L	3.6	Rear Left, 4-Wheel ABS, AWD	ABS1413
Passat	ABS Wheel Speed Sensor	2.0L, 3.6L	2.0T, 3.6, Value Edition	Front Right	ABS1414
Passat	ABS Wheel Speed Sensor	3.6L	3.6	Rear Right, 4-Wheel ABS, AWD	ABS1414
Passat	ABS Wheel Speed Sensor	2.0L	2.0T, Value Edition	Rear Left, 4-Wheel ABS	ABS1415-HU
Passat	ABS Wheel Speed Sensor	3.6L	3.6	Rear Left, 4-Wheel ABS, FWD	ABS1415-HU
Passat	ABS Wheel Speed Sensor	2.0L	2.0T, Value Edition	Rear Right, 4-Wheel ABS	ABS1416-HU
Passat	ABS Wheel Speed Sensor	3.6L	3.6	Rear Right, 4-Wheel ABS, FWD	ABS1416-HU
Passat	Voltage Regulator	2.0L, 3.6L	2.0T, 3.6, Value Edition		ALR0573
Passat	Engine Camshaft Position Sensor	3.6L	3.6		CPS7385HU-D
Passat	Engine Crankshaft Position Sensor	2.0L	2.0T, Value Edition		CPS8161HU-D
Passat	Fuel Pump Driver Module	2.0L	2.0T, Value Edition	BPY	FPC2900-HU
Passat	Fuel Pump Driver Module	3.6L	3.6	BLV	FPC2921-HU
Passat	Fuel Pump	2.0L	2.0T, Value Edition		FUP3058
Passat	Direct Injection High Pressure Fuel Pump	2.0L	2.0T, Value Edition	Actual OE, EXTERNAL HIGH-PRESSURE PUMP	HPP0004
Passat	Direct Injection High Pressure Fuel Pump	3.6L	3.6	Actual OE, EXTERNAL HIGH-PRESSURE PUMP	HPP0012
Passat	Mass Air Flow Sensor	2.0L	2.0T, Value Edition	BPY, Actual OE	MAF0052
Phaeton	ABS Wheel Speed Sensor	4.2L, 6.0L	V8, W12	Front	ABS1439-HU
Phaeton	ABS Wheel Speed Sensor	4.2L, 6.0L	V8, W12	Rear	ABS1439-HU

Vehicle	Part Type	Engine Size	Trim	Note(s)	Part Number
<b>2006 Volkswagen (cont'd)</b>					
Phaeton	ABS Wheel Speed Sensor	4.2L, 6.0L	V8, W12	Front	ABS1443-HU
Phaeton	ABS Wheel Speed Sensor	4.2L, 6.0L	V8, W12	Rear	ABS1443-HU
Phaeton	Alternator	6.0L	W12	Actual OE; Water Cooled Alternator, Water Cooler Alternator	LR1190-907C-D
Phaeton	Mass Air Flow Sensor	6.0L	W12		MAF8933
Phaeton	Mass Air Flow Sensor	4.2L	V8		MAF8952HU-D
Rabbit	ABS Wheel Speed Sensor	2.5L	2.5	Front Left	ABS1413
Rabbit	ABS Wheel Speed Sensor	2.5L	2.5	Front Right	ABS1414
Rabbit	ABS Wheel Speed Sensor	2.5L	2.5	Rear Left, 4-Wheel ABS	ABS1415-HU
Rabbit	ABS Wheel Speed Sensor	2.5L	2.5	Rear Right, 4-Wheel ABS	ABS1416-HU
Rabbit	Voltage Regulator	2.5L	2.5		ALR0573
Rabbit	Engine Camshaft Position Sensor	2.5L	2.5		CPS7389-HU
Rabbit	Fuel Pump Driver Module	2.5L	2.5		FPC2900-HU
Rabbit	Fuel Pump Module Assembly	2.5L	2.5		FUP3377-HU
Rabbit	Mass Air Flow Sensor	2.5L	2.5		MAF8933
Sharan	Voltage Regulator	1.8L	Comfortline		ALR0696
Touareg	ABS Wheel Speed Sensor	3.2L, 4.2L, 5.0L	Base, TDI, V6, V6 Premium, V8	Front Left, SPECIAL ORDER ONLY	ABS1446HU-D
Touareg	ABS Wheel Speed Sensor	3.2L, 4.2L, 5.0L	Base, TDI, V6, V6 Premium, V8	Rear Left, SPECIAL ORDER ONLY	ABS1446HU-D
Touareg	ABS Wheel Speed Sensor	3.2L, 4.2L, 5.0L	Base, TDI, V6, V6 Premium, V8	Front Right, SPECIAL ORDER ONLY	ABS1448HU-D
Touareg	ABS Wheel Speed Sensor	3.2L, 4.2L, 5.0L	Base, TDI, V6, V6 Premium, V8	Rear Right, SPECIAL ORDER ONLY	ABS1448HU-D
Touareg	Voltage Regulator	3.2L	Base, V6, V6 Premium		ALR0573
Touareg	Ignition Coil	3.2L	Base, V6, V6 Premium		IGC3847-D
Touareg	Alternator	5.0L	TDI	Actual OE; Water Cooled Alternator, Water Cooler Alternator	LR1190-913-D
Touareg	Mass Air Flow Sensor	3.2L	Base, V6, V6 Premium		MAF8934

Vehicle	Part Type	Engine Size	Trim	Note(s)	Part Number
<b>2006 Volkswagen (cont'd)</b>					
Touareg	Mass Air Flow Sensor	4.2L	Base, V8		MAF8952HU-D
Touareg	Mass Air Flow Sensor	5.0L	TDI		MAF8990
Touareg	Manifold Absolute Pressure Sensor	5.0L	TDI		PRS8214-HU
<b>2007 Volkswagen</b>					
Beetle	ABS Wheel Speed Sensor	2.5L	2.5	Front Left	ABS1400
Beetle	ABS Wheel Speed Sensor	2.5L	2.5	Front Right	ABS1401
Beetle	ABS Wheel Speed Sensor	2.5L	2.5	Rear	ABS1403
Beetle	Voltage Regulator	2.0L	Cabrio, GLS, Sport, Sport GLX		ALR0696
Beetle	Engine Camshaft Position Sensor	2.5L	2.5		CPS7389-HU
Beetle	Fuel Pump Module Assembly	2.5L	2.5	3,0BAR, Hatchback, SPECIAL ORDER ONLY	FUP3314-D
Beetle	Fuel Pump Module Assembly	2.5L	2.5	Fuel tank w/ special material treatment (coextrusion), Hatchback, SPECIAL ORDER ONLY	FUP3373HU-D
Beetle	Mass Air Flow Sensor	2.5L	2.5		MAF8933
Bora	Fuel Pump	2.0L	GLI		FUP3058
Eos	ABS Wheel Speed Sensor	2.0L, 3.2L	2.0T, 3.2, Base	Front Left	ABS1413
Eos	ABS Wheel Speed Sensor	2.0L, 3.2L	2.0T, 3.2, Base	Front Right	ABS1414
Eos	ABS Wheel Speed Sensor	2.0L, 3.2L	2.0T, 3.2, Base	Rear Left, 4-Wheel ABS	ABS1415-HU
Eos	ABS Wheel Speed Sensor	2.0L, 3.2L	2.0T, 3.2, Base	Rear Right, 4-Wheel ABS	ABS1416-HU
Eos	Voltage Regulator	2.0L, 3.2L	2.0T, 3.2, Base		ALR0573
Eos	Engine Camshaft Position Sensor	3.2L	3.2		CPS7385HU-D
Eos	Engine Crankshaft Position Sensor	2.0L	2.0T, Base		CPS8161HU-D
Eos	Fuel Pump Driver Module	2.0L, 3.2L	2.0T, 3.2, Base		FPC2900-HU
Eos	Fuel Pump	2.0L	2.0T, Base		FUP3058
Eos	Fuel Pump Module Assembly	2.0L, 3.2L	2.0T, 3.2, Base	FSI	FUP3390-HU



Vehicle	Part Type	Engine Size	Trim	Note(s)	Part Number
<b>2007 Volkswagen (cont'd)</b>					
Eos	Fuel Pump Module Assembly	2.0L, 3.2L	2.0T, 3.2, Base	OTTO ENGINE, SPECIAL ORDER ONLY	FUP3403HU-D
Eos	Direct Injection High Pressure Fuel Pump	2.0L	2.0T, Base	Actual OE, EXTERNAL HIGH-PRESSURE PUMP	HPP0004
Eos	Ignition Coil	3.2L	3.2		IGC3847-D
Eos	Mass Air Flow Sensor	2.0L	2.0T, Base	BPY, Actual OE	MAF0052
Eos	Mass Air Flow Sensor	3.2L	3.2		MAF8934
Golf	Direct Injection High Pressure Fuel Pump	2.0L	Europa	MEX, Actual OE, EXTERNAL HIGH-PRESSURE PUMP	HPP0008
Golf City	ABS Wheel Speed Sensor	2.0L	Base	Front Left	ABS1400
Golf City	ABS Wheel Speed Sensor	2.0L	Base	Front Right	ABS1401
Golf City	ABS Wheel Speed Sensor	2.0L	Base	Rear	ABS1403
Golf City	Engine Camshaft Position Sensor	2.0L	Base		CPS8158HU-D
Golf City	Engine Crankshaft Position Sensor	2.0L	Base		CPS8161HU-D
Golf City	Fuel Pump Module Assembly	2.0L	Base	3,0BAR, SPECIAL ORDER ONLY	FUP3314-D
Golf City	Ignition Coil	2.0L	Base		IGC0157
Golf City	Mass Air Flow Sensor	2.0L	Base		MAF8952HU-D
GTI	ABS Wheel Speed Sensor	2.0L	Base, Fahrenheit	Front Left	ABS1413
GTI	ABS Wheel Speed Sensor	2.0L	Base, Fahrenheit	Front Right	ABS1414
GTI	ABS Wheel Speed Sensor	2.0L	Base, Fahrenheit	Rear Left, 4-Wheel ABS	ABS1415-HU
GTI	ABS Wheel Speed Sensor	2.0L	Base, Fahrenheit	Rear Right, 4-Wheel ABS	ABS1416-HU
GTI	Voltage Regulator	2.0L	Base, Fahrenheit		ALR0573
GTI	Engine Camshaft Position Sensor	2.0L	Base, Fahrenheit		CPS7389-HU
GTI	Engine Crankshaft Position Sensor	2.0L	Base, Fahrenheit		CPS8161HU-D
GTI	Fuel Pump Driver Module	2.0L	Base, Fahrenheit		FPC2900-HU
GTI	Fuel Pump	2.0L	Base, Fahrenheit		FUP3058
GTI	Fuel Pump Module Assembly	2.0L	Base, Fahrenheit	OTTO ENGINE, From 1K-7-108 001	FUP3377-HU

Vehicle	Part Type	Engine Size	Trim	Note(s)	Part Number
<b>2007 Volkswagen (cont'd)</b>					
GTI	Fuel Pump Module Assembly	2.0L	Base, Fahrenheit	FSI	FUP3390-HU
GTI	Fuel Pump Module Assembly	2.0L	Base, Fahrenheit	OTTO ENGINE, To 1K-7-108 000, SPECIAL ORDER ONLY	FUP3403HU-D
GTI	Direct Injection High Pressure Fuel Pump	2.0L	Base, Fahrenheit	Actual OE, EXTERNAL HIGH-PRESSURE PUMP	HPP0004
GTI	Mass Air Flow Sensor	2.0L	Base, Fahrenheit	BPY, Actual OE	MAF0052
Jetta	ABS Wheel Speed Sensor	2.0L, 2.5L	2.0T, 2.5, Europa, GLI, Trendline, Wolfsburg Edition	Front Left	ABS1413
Jetta	ABS Wheel Speed Sensor	2.0L, 2.5L	2.0T, 2.5, Europa, GLI, Trendline, Wolfsburg Edition	Front Right	ABS1414
Jetta	ABS Wheel Speed Sensor	2.0L, 2.5L	2.0T, 2.5, GLI, Trendline, Wolfsburg Edition	Rear Left, 4-Wheel ABS	ABS1415-HU
Jetta	ABS Wheel Speed Sensor	2.0L, 2.5L	2.0T, 2.5, GLI, Trendline, Wolfsburg Edition	Rear Right, 4-Wheel ABS	ABS1416-HU
Jetta	Voltage Regulator	2.0L, 2.5L	2.0T, 2.5, Europa, GLI, Trendline, Wolfsburg Edition	Sedan	ALR0573
Jetta	Engine Camshaft Position Sensor	2.5L	2.5, Wolfsburg Edition		CPS7389-HU
Jetta	Engine Crankshaft Position Sensor	2.0L	2.0T, Europa, GLI, Trendline		CPS8161HU-D
Jetta	Fuel Pump Driver Module	2.0L, 2.5L	2.0T, 2.5, Europa, GLI, Trendline, Wolfsburg Edition		FPC2900-HU
Jetta	Fuel Pump	2.0L	2.0T, GLI		FUP3058
Jetta	Fuel Pump Module Assembly	2.5L	Wolfsburg Edition	SPECIAL ORDER ONLY	FUP3403HU-D
Jetta	Direct Injection High Pressure Fuel Pump	2.0L	2.0T, GLI	BPY, Actual OE, EXTERNAL HIGH-PRESSURE PUMP	HPP0004
Jetta	HVAC Blower Control Module	2.0L, 2.5L	2.0T, 2.5, Europa, GLI, Trendline, Wolfsburg Edition		HVC2536-HU
Jetta	Ignition Coil	2.0L	2.0T, Europa, GLI, Trendline		IGC0157
Jetta	Mass Air Flow Sensor	2.0L	2.0T, Europa, GLI, Trendline	To VIN # 1K-9-109-650, Actual OE	MAF0052
Jetta	Mass Air Flow Sensor	2.5L	2.5, Wolfsburg Edition		MAF8933
Jetta City	ABS Wheel Speed Sensor	2.0L	Base	Front Left	ABS1400

Vehicle	Part Type	Engine Size	Trim	Note(s)	Part Number
<b>2007 Volkswagen (cont'd)</b>					
Jetta City	ABS Wheel Speed Sensor	2.0L	Base	Front Right	ABS1401
Jetta City	ABS Wheel Speed Sensor	2.0L	Base	Rear	ABS1403
Jetta City	Voltage Regulator	2.0L	Base	Sedan	ALR0573
Jetta City	Engine Camshaft Position Sensor	2.0L	Base		CPS8158HU-D
Jetta City	Engine Crankshaft Position Sensor	2.0L	Base		CPS8161HU-D
Jetta City	Fuel Pump Driver Module	2.0L	Base		FPC2900-HU
Jetta City	HVAC Blower Control Module	2.0L	Base		HVC2536-HU
Jetta City	Ignition Coil	2.0L	Base		IGC0157
Jetta City	Mass Air Flow Sensor	2.0L	Base		MAF8952HU-D
Passat	ABS Wheel Speed Sensor	2.0L, 3.6L	2.0T, 3.6, Value Edition, Wolfsburg Edition	Front Left	ABS1413
Passat	ABS Wheel Speed Sensor	3.6L	3.6	Rear Left, 4-Wheel ABS, AWD	ABS1413
Passat	ABS Wheel Speed Sensor	2.0L, 3.6L	2.0T, 3.6, Value Edition, Wolfsburg Edition	Front Right	ABS1414
Passat	ABS Wheel Speed Sensor	3.6L	3.6	Rear Right, 4-Wheel ABS, AWD	ABS1414
Passat	ABS Wheel Speed Sensor	2.0L	2.0T, Value Edition, Wolfsburg Edition	Rear Left, 4-Wheel ABS	ABS1415-HU
Passat	ABS Wheel Speed Sensor	3.6L	3.6	Rear Left, 4-Wheel ABS, FWD	ABS1415-HU
Passat	ABS Wheel Speed Sensor	2.0L	2.0T, Value Edition, Wolfsburg Edition	Rear Right, 4-Wheel ABS	ABS1416-HU
Passat	ABS Wheel Speed Sensor	3.6L	3.6	Rear Right, 4-Wheel ABS, FWD	ABS1416-HU
Passat	Voltage Regulator	2.0L, 3.6L	2.0T, 3.6, Value Edition, Wolfsburg Edition		ALR0573
Passat	Engine Camshaft Position Sensor	3.6L	3.6		CPS7385HU-D
Passat	Engine Crankshaft Position Sensor	2.0L	2.0T, Value Edition, Wolfsburg Edition		CPS8161HU-D
Passat	Fuel Pump Driver Module	2.0L	2.0T, Value Edition, Wolfsburg Edition	BPY	FPC2900-HU
Passat	Fuel Pump Driver Module	3.6L	3.6	BLV	FPC2921-HU
Passat	Fuel Pump	2.0L	2.0T, Value Edition, Wolfsburg Edition		FUP3058
Passat	Direct Injection High Pressure Fuel Pump	2.0L	2.0T, Value Edition, Wolfsburg Edition	Actual OE, EXTERNAL HIGH-PRESSURE PUMP	HPP0004

Vehicle	Part Type	Engine Size	Trim	Note(s)	Part Number
<b>2007 Volkswagen (cont'd)</b>					
Passat	Direct Injection High Pressure Fuel Pump	3.6L	3.6	Actual OE, EXTERNAL HIGH-PRESSURE PUMP	HPP0012
Passat	Mass Air Flow Sensor	2.0L	2.0T, Value Edition, Wolfsburg Edition	BPY, Actual OE	MAF0052
Rabbit	ABS Wheel Speed Sensor	2.5L	2.5	Front Left	ABS1413
Rabbit	ABS Wheel Speed Sensor	2.5L	2.5	Front Right	ABS1414
Rabbit	ABS Wheel Speed Sensor	2.5L	2.5	Rear Left, 4-Wheel ABS	ABS1415-HU
Rabbit	ABS Wheel Speed Sensor	2.5L	2.5	Rear Right, 4-Wheel ABS	ABS1416-HU
Rabbit	Voltage Regulator	2.5L	2.5		ALR0573
Rabbit	Engine Camshaft Position Sensor	2.5L	2.5		CPS7389-HU
Rabbit	Fuel Pump Driver Module	2.5L	2.5		FPC2900-HU
Rabbit	Fuel Pump Module Assembly	2.5L	2.5	From 1K-7-108 001	FUP3377-HU
Rabbit	Fuel Pump Module Assembly	2.5L	2.5	To 1K-7-108 000, SPECIAL ORDER ONLY	FUP3403HU-D
Rabbit	Mass Air Flow Sensor	2.5L	2.5		MAF8933
Sharan	Voltage Regulator	1.8L	Comfortline		ALR0696
Touareg	ABS Wheel Speed Sensor	3.6L, 4.2L, 5.0L	Base, TDI, V8	Front Left, SPECIAL ORDER ONLY	ABS1446HU-D
Touareg	ABS Wheel Speed Sensor	3.6L, 4.2L, 5.0L	Base, TDI, V8	Rear Left, SPECIAL ORDER ONLY	ABS1446HU-D
Touareg	ABS Wheel Speed Sensor	3.6L, 4.2L, 5.0L	Base, TDI, V8	Front Right, SPECIAL ORDER ONLY	ABS1448HU-D
Touareg	ABS Wheel Speed Sensor	3.6L, 4.2L, 5.0L	Base, TDI, V8	Rear Right, SPECIAL ORDER ONLY	ABS1448HU-D
Touareg	Voltage Regulator	3.6L	Base		ALR0573
Touareg	Engine Camshaft Position Sensor	3.6L	Base		CPS7385HU-D
Touareg	Engine Camshaft Position Sensor	4.2L	Base, V8		CPS7386-HU
Touareg	Fuel Injector	4.2L	Base	BAR, Actual OE	FIJ0038
Touareg	Diesel Glow Plug Relay	5.0L	TDI	DIESEL, BWF, Sport Utility, SPECIAL ORDER ONLY	GLP2126-D

Vehicle	Part Type	Engine Size	Trim	Note(s)	Part Number
<b>2007 Volkswagen (cont'd)</b>					
Touareg	Direct Injection High Pressure Fuel Pump	3.6L	Base	Actual OE, EXTERNAL HIGH-PRESSURE PUMP	HPP0012
Touareg	Direct Injection High Pressure Fuel Pump	4.2L	Base	Left, BAR, Actual OE, EXTERNAL HIGH-PRESSURE PUMP	HPP0021
Touareg	Direct Injection High Pressure Fuel Pump	4.2L	Base	Right, BAR, Actual OE, EXTERNAL HIGH-PRESSURE PUMP	HPP0022
Touareg	Ignition Coil	4.2L	Base, V8		IGC3831
Touareg	Alternator	5.0L	TDI	Actual OE; Water Cooled Alternator, Water Cooler Alternator	LR1190-913-D
Touareg	Alternator	3.6L	Base	Actual OE; Water Cooled Alternator, Water Cooler Alternator	LR1190-919-D
Touareg	Mass Air Flow Sensor	4.2L	Base, V8		MAF8952HU-D
Touareg	Mass Air Flow Sensor	5.0L	TDI		MAF8990
Touareg	Manifold Absolute Pressure Sensor	5.0L	TDI		PRS8214-HU
<b>2008 Volkswagen</b>					
Beetle	ABS Wheel Speed Sensor	2.5L	10 Anos, 2.5, Hot Wheels, S, SE, Sport, Sport GLX	Front Left	ABS1400
Beetle	ABS Wheel Speed Sensor	2.5L	10 Anos, 2.5, Hot Wheels, S, SE, Sport, Sport GLX	Front Right	ABS1401
Beetle	ABS Wheel Speed Sensor	2.5L	10 Anos, 2.5, Hot Wheels, S, SE, Sport, Sport GLX	Rear	ABS1403
Beetle	Voltage Regulator	2.0L	10 Anos, Cabrio, GLS, Hot Wheels		ALR0696
Beetle	Engine Camshaft Position Sensor	2.5L	10 Anos, 2.5, Hot Wheels, S, SE, Sport, Sport GLX		CPS7389-HU
Beetle	Fuel Pump Module Assembly	2.5L	10 Anos, 2.5, Hot Wheels, S, SE, Sport, Sport GLX	3,0BAR, Hatchback, SPECIAL ORDER ONLY	FUP3314-D
Beetle	Fuel Pump Module Assembly	2.5L	10 Anos, 2.5, Hot Wheels, S, SE, Sport, Sport GLX	Fuel tank w/ special material treatment (coextrusion), Hatchback, SPECIAL ORDER ONLY	FUP3373HU-D
Beetle	Mass Air Flow Sensor	2.5L	10 Anos, 2.5, Hot Wheels, S, SE, Sport, Sport GLX		MAF8933

Vehicle	Part Type	Engine Size	Trim	Note(s)	Part Number
<b>2008 Volkswagen (cont'd)</b>					
Bora	Fuel Pump	2.0L	GLI		FUP3058
Bora	Mass Air Flow Sensor	1.9L	TDI	MEX, Actual OE	MAF0052
Eos	ABS Wheel Speed Sensor	2.0L, 3.2L	2.0T, Komfort, Lux, Turbo, VR6	Front Left	ABS1413
Eos	ABS Wheel Speed Sensor	2.0L, 3.2L	2.0T, Komfort, Lux, Turbo, VR6	Front Right	ABS1414
Eos	ABS Wheel Speed Sensor	2.0L, 3.2L	2.0T, Komfort, Lux, Turbo, VR6	Rear Left, 4-Wheel ABS	ABS1415-HU
Eos	ABS Wheel Speed Sensor	2.0L, 3.2L	2.0T, Komfort, Lux, Turbo, VR6	Rear Right, 4-Wheel ABS	ABS1416-HU
Eos	Voltage Regulator	2.0L, 3.2L	2.0T, Komfort, Lux, Turbo, VR6		ALR0573
Eos	Engine Camshaft Position Sensor	3.2L	VR6	BUB	CPS7385HU-D
Eos	Engine Camshaft Position Sensor	3.2L	VR6	CBRA	CPS7385HU-D
Eos	Engine Crankshaft Position Sensor	2.0L	2.0T, Komfort, Lux, Turbo		CPS8161HU-D
Eos	Fuel Pump Driver Module	2.0L, 3.2L	2.0T, Komfort, Lux, Turbo, VR6		FPC2900-HU
Eos	Fuel Pump	2.0L	2.0T, Komfort, Lux, Turbo		FUP3058
Eos	Fuel Pump Module Assembly	2.0L, 3.2L	2.0T, Komfort, Lux, Turbo, VR6	FSI	FUP3390-HU
Eos	Fuel Pump Module Assembly	2.0L, 3.2L	2.0T, Komfort, Lux, Turbo, VR6	OTTO ENGINE, SPECIAL ORDER ONLY	FUP3403HU-D
Eos	Direct Injection High Pressure Fuel Pump	2.0L	Komfort, Lux, Turbo	Actual OE, EXTERNAL HIGH-PRESSURE PUMP	HPP0004
Eos	Direct Injection High Pressure Fuel Pump	2.0L	2.0T	BPY, Actual OE, EXTERNAL HIGH-PRESSURE PUMP	HPP0004
Eos	Ignition Coil	3.2L	VR6		IGC3847-D
Eos	Mass Air Flow Sensor	2.0L	2.0T, Komfort, Lux, Turbo	BPY, Actual OE	MAF0052
Eos	Mass Air Flow Sensor	3.2L	VR6	BUB	MAF8934
Eos	Mass Air Flow Sensor	3.2L	VR6	CBRA	MAF8934
Golf City	ABS Wheel Speed Sensor	2.0L	Base	Front Left	ABS1400
Golf City	ABS Wheel Speed Sensor	2.0L	Base	Front Right	ABS1401
Golf City	ABS Wheel Speed Sensor	2.0L	Base	Rear	ABS1403
Golf City	Voltage Regulator	2.0L	Base		ALR0573

Vehicle	Part Type	Engine Size	Trim	Note(s)	Part Number
<b>2008 Volkswagen (cont'd)</b>					
Golf City	Engine Camshaft Position Sensor	2.0L	Base		CPS8158HU-D
Golf City	Engine Crankshaft Position Sensor	2.0L	Base		CPS8161HU-D
Golf City	Ignition Coil	2.0L	Base		IGC0157
Golf City	Mass Air Flow Sensor	2.0L	Base		MAF8952HU-D
GTI	ABS Wheel Speed Sensor	2.0L	Base	Front Left	ABS1413
GTI	ABS Wheel Speed Sensor	2.0L	Base	Front Right	ABS1414
GTI	ABS Wheel Speed Sensor	2.0L	Base	Rear Left, 4-Wheel ABS	ABS1415-HU
GTI	ABS Wheel Speed Sensor	2.0L	Base	Rear Right, 4-Wheel ABS	ABS1416-HU
GTI	Voltage Regulator	2.0L	Base	BPY	ALR0573
GTI	Voltage Regulator	2.0L	Base	CBFA	ALR0573
GTI	Voltage Regulator	2.0L	Base	CCTA	ALR0573
GTI	Engine Camshaft Position Sensor	2.0L	Base	CBFA	CPS7386-HU
GTI	Engine Camshaft Position Sensor	2.0L	Base	CCTA	CPS7386-HU
GTI	Engine Camshaft Position Sensor	2.0L	Base	BPY	CPS7389-HU
GTI	Engine Crankshaft Position Sensor	2.0L	Base	BPY	CPS8161HU-D
GTI	Fuel Pump Driver Module	2.0L	Base		FPC2900-HU
GTI	Fuel Pump	2.0L	Base	GAS, BPY	FUP3058
GTI	Fuel Pump	2.0L	Base	GAS, CBFA	FUP3058
GTI	Fuel Pump	2.0L	Base	GAS, CCTA	FUP3058
GTI	Fuel Pump Module Assembly	2.0L	Base	OTTO ENGINE	FUP3377-HU
GTI	Fuel Pump Module Assembly	2.0L	Base	FSI	FUP3390-HU
GTI	Direct Injection High Pressure Fuel Pump	2.0L	Base	Actual OE, EXTERNAL HIGH-PRESSURE PUMP	HPP0004
GTI	HVAC Blower Control Module	2.0L	Base		HVC2536-HU
GTI	Mass Air Flow Sensor	2.0L	Base	CBFA, Actual OE	MAF0051
GTI	Mass Air Flow Sensor	2.0L	Base	CCTA, Actual OE	MAF0051
GTI	Mass Air Flow Sensor	2.0L	Base	BPY, Actual OE	MAF0052

Vehicle	Part Type	Engine Size	Trim	Note(s)	Part Number
<b>2008 Volkswagen (cont'd)</b>					
Jetta	ABS Wheel Speed Sensor	2.0L, 2.5L	2.0T, 2.5, Europa, GLI, S, SE, SEL, Trendline, Wolfsburg Edition	Front Left	ABS1413
Jetta	ABS Wheel Speed Sensor	2.0L, 2.5L	2.0T, 2.5, Europa, GLI, S, SE, SEL, Trendline, Wolfsburg Edition	Front Right	ABS1414
Jetta	ABS Wheel Speed Sensor	2.0L, 2.5L	2.0T, 2.5, GLI, S, SE, SEL, Trendline, Wolfsburg Edition	Rear Left, 4-Wheel ABS	ABS1415-HU
Jetta	ABS Wheel Speed Sensor	2.0L, 2.5L	2.0T, 2.5, GLI, S, SE, SEL, Trendline, Wolfsburg Edition	Rear Right, 4-Wheel ABS	ABS1416-HU
Jetta	Voltage Regulator	2.0L	2.0T, GLI, Wolfsburg Edition	140A;(BOSCH);(V ALEO), BPY, Sedan	ALR0573
Jetta	Voltage Regulator	2.0L	2.0T, GLI, Wolfsburg Edition	140A;(BOSCH);(V ALEO), CBFA, Sedan	ALR0573
Jetta	Voltage Regulator	2.0L	2.0T, GLI, Wolfsburg Edition	140A;(BOSCH);(V ALEO), CCTA, Sedan	ALR0573
Jetta	Voltage Regulator	2.5L	2.5, S, SE, SEL	Sedan	ALR0573
Jetta	Voltage Regulator	2.5L	2.5	Wagon	ALR0573
Jetta	Engine Camshaft Position Sensor	2.0L	2.0T, GLI, Wolfsburg Edition	CBFA	CPS7386-HU
Jetta	Engine Camshaft Position Sensor	2.0L	2.0T, GLI, Wolfsburg Edition	CCTA	CPS7386-HU
Jetta	Engine Camshaft Position Sensor	2.5L	2.5, S, SE, SEL		CPS7389-HU
Jetta	Engine Crankshaft Position Sensor	2.0L	2.0T, GLI, Wolfsburg Edition	BPY	CPS8161HU-D
Jetta	Fuel Pump Driver Module	2.0L, 2.5L	2.0T, 2.5, Europa, GLI, S, SE, SEL, Trendline, Wolfsburg Edition	Sedan	FPC2900-HU
Jetta	Fuel Pump Driver Module	2.5L	2.5	Wagon	FPC2900-HU
Jetta	Fuel Pump	2.0L	2.0T, GLI, Wolfsburg Edition	GAS, BPY	FUP3058
Jetta	Fuel Pump	2.0L	2.0T, GLI, Wolfsburg Edition	GAS, CBFA	FUP3058
Jetta	Fuel Pump	2.0L	2.0T, GLI, Wolfsburg Edition	GAS, CCTA	FUP3058
Jetta	Fuel Pump Module Assembly	2.5L	2.5	Fuel sys. for carburetor gasoline eng. w/ injector system w/o fuel return, Wagon	FUP3377-HU
Jetta	Fuel Pump Module Assembly	2.5L	2.5	Fuel system for fuel-injected engine, Wagon	FUP3390-HU



Vehicle	Part Type	Engine Size	Trim	Note(s)	Part Number
<b>2008 Volkswagen (cont'd)</b>					
Jetta	Fuel Pump Module Assembly	2.5L	2.5, S, SE, SEL	Filler neck module 1 w/o insert, Fuel tank w/o differentiation of special material treatment (fluorination/co-extrusion), Fuel sys. for carburetor gasoline eng. w/ injector system w/o fuel return, From 23/01/2006, Sedan, SPECIAL ORDER ONLY	FUP3403HU-D
Jetta	Fuel Pump Module Assembly	2.0L	2.0T, Europa, GLI, Trendline, Wolfsburg Edition	Filler neck module 1 w/o insert, Fuel tank w/o differentiation of special material treatment (fluorination/co-extrusion), Fuel sys. for carburetor gasoline eng. w/ injector system w/o fuel return, From 23/01/2006, SPECIAL ORDER ONLY	FUP3403HU-D
Jetta	Direct Injection High Pressure Fuel Pump	2.0L	2.0T, GLI, Wolfsburg Edition	BPY, Actual OE, EXTERNAL HIGH-PRESSURE PUMP	HPP0004
Jetta	HVAC Blower Control Module	2.0L, 2.5L	2.0T, 2.5, Europa, GLI, S, SE, SEL, Trendline, Wolfsburg Edition		HVC2536-HU
Jetta	Mass Air Flow Sensor	2.0L	2.0T, GLI, Wolfsburg Edition	CBFA, Actual OE	MAF0051
Jetta	Mass Air Flow Sensor	2.0L	2.0T, GLI, Wolfsburg Edition	CCTA, Actual OE	MAF0051
Jetta	Mass Air Flow Sensor	2.0L	2.0T, GLI, Wolfsburg Edition	BPY, Actual OE	MAF0052
Jetta	Mass Air Flow Sensor	2.5L	2.5, S, SE, SEL		MAF8933
Jetta City	ABS Wheel Speed Sensor	2.0L	Base	Front Left	ABS1400
Jetta City	ABS Wheel Speed Sensor	2.0L	Base	Front Right	ABS1401
Jetta City	ABS Wheel Speed Sensor	2.0L	Base	Rear	ABS1403
Jetta City	Voltage Regulator	2.0L	Base	Sedan	ALR0573
Jetta City	Engine Camshaft Position Sensor	2.0L	Base		CPS8158HU-D

Vehicle	Part Type	Engine Size	Trim	Note(s)	Part Number
<b>2008 Volkswagen (cont'd)</b>					
Jetta City	Fuel Pump Driver Module	2.0L	Base	Sedan	FPC2900-HU
Jetta City	HVAC Blower Control Module	2.0L	Base		HVC2536-HU
Jetta City	Ignition Coil	2.0L	Base		IGC0157
Jetta City	Mass Air Flow Sensor	2.0L	Base		MAF8952HU-D
Passat	ABS Wheel Speed Sensor	2.0L, 3.6L	2.0T, 3.6, Base, Komfort, Lux, Turbo, VR6	Front Left	ABS1413
Passat	ABS Wheel Speed Sensor	3.6L	3.6, VR6	Rear Left, 4-Wheel ABS, AWD	ABS1413
Passat	ABS Wheel Speed Sensor	2.0L, 3.6L	2.0T, 3.6, Base, Komfort, Lux, Turbo, VR6	Front Right	ABS1414
Passat	ABS Wheel Speed Sensor	3.6L	3.6, VR6	Rear Right, 4-Wheel ABS, AWD	ABS1414
Passat	ABS Wheel Speed Sensor	2.0L	2.0T, Base, Komfort, Lux, Turbo	Rear Left, 4-Wheel ABS	ABS1415-HU
Passat	ABS Wheel Speed Sensor	3.6L	3.6, VR6	Rear Left, 4-Wheel ABS, FWD	ABS1415-HU
Passat	ABS Wheel Speed Sensor	2.0L	2.0T, Base, Komfort, Lux, Turbo	Rear Right, 4-Wheel ABS	ABS1416-HU
Passat	ABS Wheel Speed Sensor	3.6L	3.6, VR6	Rear Right, 4-Wheel ABS, FWD	ABS1416-HU
Passat	Voltage Regulator	2.0L, 3.6L	2.0T, 3.6, Base, Komfort, Lux, Turbo, VR6		ALR0573
Passat	Engine Camshaft Position Sensor	3.6L	3.6, VR6		CPS7385HU-D
Passat	Engine Camshaft Position Sensor	2.0L	2.0T, Base, Komfort, Lux, Turbo	CCTA	CPS7386-HU
Passat	Engine Camshaft Position Sensor	2.0L	2.0T, Base, Komfort, Lux, Turbo	BPY	CPS7389-HU
Passat	Engine Crankshaft Position Sensor	2.0L	2.0T, Base, Komfort, Lux, Turbo	BPY	CPS8161HU-D
Passat	Fuel Pump Driver Module	2.0L	2.0T, Base, Komfort, Lux, Turbo		FPC2900-HU
Passat	Fuel Pump Driver Module	3.6L	3.6, VR6	BLV	FPC2921-HU
Passat	Fuel Pump	2.0L	2.0T, Base, Komfort, Lux, Turbo	GAS, BPY	FUP3058
Passat	Fuel Pump	2.0L	2.0T, Base, Komfort, Lux, Turbo	GAS, CCTA	FUP3058
Passat	Direct Injection High Pressure Fuel Pump	2.0L	Komfort, Lux, Turbo	Actual OE, EXTERNAL HIGH-PRESSURE PUMP	HPP0004
Passat	Direct Injection High Pressure Fuel Pump	2.0L	2.0T, Base	BPY, Actual OE, EXTERNAL HIGH-PRESSURE PUMP	HPP0004

Vehicle	Part Type	Engine Size	Trim	Note(s)	Part Number
<b>2008 Volkswagen (cont'd)</b>					
Passat	Direct Injection High Pressure Fuel Pump	3.6L	3.6, VR6	Actual OE, EXTERNAL HIGH-PRESSURE PUMP	HPP0014
Passat	HVAC Blower Control Module	2.0L, 3.6L	2.0T, 3.6, Base, Komfort, Lux, Turbo, VR6		HVC2536-HU
Passat	Mass Air Flow Sensor	2.0L	2.0T, Base, Komfort, Lux, Turbo	CCTA, Actual OE	MAF0051
Passat	Mass Air Flow Sensor	2.0L	2.0T, Base, Komfort, Lux, Turbo	BPY, Actual OE	MAF0052
R32	ABS Wheel Speed Sensor	3.2L	Base	Front Left	ABS1413
R32	ABS Wheel Speed Sensor	3.2L	Base	Rear Left	ABS1413
R32	ABS Wheel Speed Sensor	3.2L	Base	Front Right	ABS1414
R32	ABS Wheel Speed Sensor	3.2L	Base	Rear Right	ABS1414
R32	Engine Camshaft Position Sensor	3.2L	Base		CPS7385HU-D
R32	Fuel Pump Driver Module	3.2L	Base		FPC2900-HU
R32	Fuel Pump Module Assembly	3.2L	Base	OTTO ENGINE	FUP3377-HU
R32	Fuel Pump Module Assembly	3.2L	Base	FSI	FUP3390-HU
R32	HVAC Blower Control Module	3.2L	Base		HVC2536-HU
R32	Ignition Coil	3.2L	Base		IGC3847-D
R32	Mass Air Flow Sensor	3.2L	Base		MAF8934
Rabbit	ABS Wheel Speed Sensor	2.5L	2.5, S	Front Left	ABS1413
Rabbit	ABS Wheel Speed Sensor	2.5L	2.5, S	Front Right	ABS1414
Rabbit	ABS Wheel Speed Sensor	2.5L	2.5, S	Rear Left, 4-Wheel ABS	ABS1415-HU
Rabbit	ABS Wheel Speed Sensor	2.5L	2.5, S	Rear Right, 4-Wheel ABS	ABS1416-HU
Rabbit	Voltage Regulator	2.5L	2.5, S		ALR0573
Rabbit	Engine Camshaft Position Sensor	2.5L	2.5, S		CPS7389-HU
Rabbit	Fuel Pump Driver Module	2.5L	2.5, S		FPC2900-HU
Rabbit	Fuel Pump Module Assembly	2.5L	2.5, S		FUP3377-HU
Rabbit	HVAC Blower Control Module	2.5L	2.5, S		HVC2536-HU

Vehicle	Part Type	Engine Size	Trim	Note(s)	Part Number
<b>2008 Volkswagen (cont'd)</b>					
Rabbit	Mass Air Flow Sensor	2.5L	2.5, S		MAF8933
Sharan	Voltage Regulator	1.8L	Comfortline		ALR0696
Touareg	ABS Wheel Speed Sensor	3.6L, 4.2L, 5.0L	Base, TDI, V6, V6 Premium, V8	Front Left, SPECIAL ORDER ONLY	ABS1446HU-D
Touareg	ABS Wheel Speed Sensor	3.6L, 4.2L, 5.0L	Base, TDI, V6, V6 Premium, V8	Rear Left, SPECIAL ORDER ONLY	ABS1446HU-D
Touareg	ABS Wheel Speed Sensor	3.6L, 4.2L, 5.0L	Base, TDI, V6, V6 Premium, V8	Front Right, SPECIAL ORDER ONLY	ABS1448HU-D
Touareg	ABS Wheel Speed Sensor	3.6L, 4.2L, 5.0L	Base, TDI, V6, V6 Premium, V8	Rear Right, SPECIAL ORDER ONLY	ABS1448HU-D
Touareg	Engine Camshaft Position Sensor	3.6L	Base, V6, V6 Premium		CPS7385HU-D
Touareg	Engine Camshaft Position Sensor	4.2L	Base, V8		CPS7386-HU
Touareg	Fuel Injector	4.2L	Base	BAR, Actual OE	FIJ0038
Touareg	Diesel Glow Plug Relay	5.0L	TDI	DIESEL, BWF, Sport Utility, SPECIAL ORDER ONLY	GLP2126-D
Touareg	Direct Injection High Pressure Fuel Pump	3.6L	Base, V6, V6 Premium	Actual OE, EXTERNAL HIGH-PRESSURE PUMP	HPP0013
Touareg	Direct Injection High Pressure Fuel Pump	4.2L	Base	Left, BAR, Actual OE, EXTERNAL HIGH-PRESSURE PUMP	HPP0021
Touareg	Direct Injection High Pressure Fuel Pump	4.2L	Base	Right, BAR, Actual OE, EXTERNAL HIGH-PRESSURE PUMP	HPP0022
Touareg	Ignition Coil	4.2L	Base, V8		IGC3831
Touareg	Alternator	5.0L	TDI	Actual OE; Water Cooled Alternator, Water Cooler Alternator	LR1190-913-D
Touareg	Alternator	3.6L	Base, V6, V6 Premium	Actual OE; Water Cooled Alternator, Water Cooler Alternator	LR1190-919-D
Touareg	Mass Air Flow Sensor	4.2L	Base, V8		MAF8952HU-D
Touareg	Mass Air Flow Sensor	5.0L	TDI		MAF8990
Touareg	Manifold Absolute Pressure Sensor	5.0L	TDI		PRS8214-HU

Vehicle	Part Type	Engine Size	Trim	Note(s)	Part Number
<b>2009 Volkswagen</b>					
Beetle	ABS Wheel Speed Sensor	2.5L	Base, Comfortline, Sport, Sport GLX, Trendline	Front Left	ABS1400
Beetle	ABS Wheel Speed Sensor	2.5L	Base, Comfortline, Sport, Sport GLX, Trendline	Front Right	ABS1401
Beetle	ABS Wheel Speed Sensor	2.5L	Base, Comfortline, Sport, Sport GLX, Trendline	Rear	ABS1403
Beetle	Voltage Regulator	2.0L	Cabrio, GLS		ALR0696
Beetle	Engine Camshaft Position Sensor	2.5L	Base, Comfortline, Sport, Sport GLX, Trendline		CPS7389-HU
Beetle	Fuel Pump Module Assembly	2.5L	Base, Comfortline, Sport, Sport GLX, Trendline	3,0BAR, Hatchback, SPECIAL ORDER ONLY	FUP3314-D
Beetle	Fuel Pump Module Assembly	2.5L	Base, Comfortline, Sport, Sport GLX, Trendline	Fuel tank w/ special material treatment (coextrusion), Hatchback, SPECIAL ORDER ONLY	FUP3373HU-D
Beetle	Mass Air Flow Sensor	2.5L	Base, Comfortline, Sport, Sport GLX, Trendline		MAF8933
Bora	Fuel Pump	2.0L	GLI		FUP3058
Bora	Mass Air Flow Sensor	1.9L	TDI	MEX, Actual OE	MAF0052
CC	ABS Wheel Speed Sensor	2.0L, 3.6L	Luxury, Sport, VR6, VR6 4Motion, VR6 Sport	Front Left	ABS1413
CC	ABS Wheel Speed Sensor	3.6L	VR6 4Motion	Rear Left, AWD	ABS1413
CC	ABS Wheel Speed Sensor	2.0L, 3.6L	Luxury, Sport, VR6, VR6 4Motion, VR6 Sport	Front Right	ABS1414
CC	ABS Wheel Speed Sensor	3.6L	VR6 4Motion	Rear Right, AWD	ABS1414
CC	ABS Wheel Speed Sensor	2.0L, 3.6L	Luxury, Sport, VR6, VR6 Sport	Rear Left, 4-Wheel ABS	ABS1415-HU
CC	ABS Wheel Speed Sensor	2.0L, 3.6L	Luxury, Sport, VR6, VR6 Sport	Rear Right, 4-Wheel ABS	ABS1416-HU
CC	Voltage Regulator	2.0L, 3.6L	Luxury, Sport, VR6, VR6 4Motion, VR6 Sport		ALR0573
CC	Engine Camshaft Position Sensor	3.6L	VR6, VR6 4Motion, VR6 Sport		CPS7385HU-D
CC	Engine Camshaft Position Sensor	2.0L	Luxury, Sport		CPS7386-HU
CC	Fuel Pump Driver Module	2.0L	Luxury, Sport	CCTA	FPC2900-HU
CC	Fuel Pump Driver Module	3.6L	VR6, VR6 4Motion, VR6 Sport	BLV	FPC2921-HU
CC	Fuel Pump	2.0L	Luxury, Sport		FUP3058

Vehicle	Part Type	Engine Size	Trim	Note(s)	Part Number
<b>2009 Volkswagen (cont'd)</b>					
CC	Direct Injection High Pressure Fuel Pump	3.6L	VR6, VR6 4Motion, VR6 Sport	BLV, Actual OE, EXTERNAL HIGH-PRESSURE PUMP	HPP0015
CC	HVAC Blower Control Module	2.0L, 3.6L	Luxury, Sport, VR6, VR6 4Motion, VR6 Sport		HVC2536-HU
CC	Mass Air Flow Sensor	2.0L	Luxury, Sport	CCTA, Actual OE	MAF0051
Eos	ABS Wheel Speed Sensor	2.0L	Comfortline, Komfort, Lux, Trendline	Front Left	ABS1413
Eos	ABS Wheel Speed Sensor	2.0L	Comfortline, Komfort, Lux, Trendline	Front Right	ABS1414
Eos	ABS Wheel Speed Sensor	2.0L	Comfortline, Komfort, Lux, Trendline	Rear Left, 4-Wheel ABS	ABS1415-HU
Eos	ABS Wheel Speed Sensor	2.0L	Comfortline, Komfort, Lux, Trendline	Rear Right, 4-Wheel ABS	ABS1416-HU
Eos	Voltage Regulator	2.0L	Comfortline, Komfort, Lux, Trendline	BPY	ALR0573
Eos	Voltage Regulator	2.0L	Comfortline, Komfort, Lux, Trendline	CBFA	ALR0573
Eos	Voltage Regulator	2.0L	Comfortline, Komfort, Lux, Trendline	CCTA	ALR0573
Eos	Engine Camshaft Position Sensor	2.0L	Comfortline, Komfort, Lux, Trendline	CBFA	CPS7386-HU
Eos	Engine Camshaft Position Sensor	2.0L	Comfortline, Komfort, Lux, Trendline	CCTA	CPS7386-HU
Eos	Engine Crankshaft Position Sensor	2.0L	Comfortline, Komfort, Lux, Trendline	BPY	CPS7389-HU
Eos	Fuel Pump Driver Module	2.0L	Comfortline, Komfort, Lux, Trendline		FPC2900-HU
Eos	Fuel Pump	2.0L	Comfortline, Komfort, Lux, Trendline	GAS, BPY	FUP3058
Eos	Fuel Pump	2.0L	Comfortline, Komfort, Lux, Trendline	GAS, CBFA	FUP3058
Eos	Fuel Pump	2.0L	Comfortline, Komfort, Lux, Trendline	GAS, CCTA	FUP3058
Eos	Fuel Pump Module Assembly	2.0L	Comfortline, Komfort, Lux, Trendline	OTTO ENGINE	FUP3377-HU
Eos	Fuel Pump Module Assembly	2.0L	Comfortline, Komfort, Lux, Trendline	FSI	FUP3390-HU
Eos	Direct Injection High Pressure Fuel Pump	2.0L	Komfort, Lux	Actual OE, EXTERNAL HIGH-PRESSURE PUMP	HPP0004
Eos	Direct Injection High Pressure Fuel Pump	2.0L	Comfortline, Trendline	BPY, Actual OE, EXTERNAL HIGH-PRESSURE PUMP	HPP0004
Eos	Mass Air Flow Sensor	2.0L	Comfortline, Komfort, Lux, Trendline	CBFA, Actual OE	MAF0051

Vehicle	Part Type	Engine Size	Trim	Note(s)	Part Number
<b>2009 Volkswagen (cont'd)</b>					
Eos	Mass Air Flow Sensor	2.0L	Comfortline, Komfort, Lux, Trendline	CCTA, Actual OE	MAF0051
Eos	Mass Air Flow Sensor	2.0L	Komfort, Lux	BPY, Actual OE	MAF0052
Golf City	ABS Wheel Speed Sensor	2.0L	Base	Front Left	ABS1400
Golf City	ABS Wheel Speed Sensor	2.0L	Base	Front Right	ABS1401
Golf City	ABS Wheel Speed Sensor	2.0L	Base	Rear	ABS1403
Golf City	Voltage Regulator	2.0L	Base		ALR0573
Golf City	Engine Camshaft Position Sensor	2.0L	Base		CPS8158HU-D
Golf City	Engine Crankshaft Position Sensor	2.0L	Base		CPS8161HU-D
Golf City	Ignition Coil	2.0L	Base		IGC0157
Golf City	Mass Air Flow Sensor	2.0L	Base		MAF8952HU-D
GTI	ABS Wheel Speed Sensor	2.0L	Base	Front Left	ABS1413
GTI	ABS Wheel Speed Sensor	2.0L	Base	Front Right	ABS1414
GTI	ABS Wheel Speed Sensor	2.0L	Base	Rear Left, 4-Wheel ABS	ABS1415-HU
GTI	ABS Wheel Speed Sensor	2.0L	Base	Rear Right, 4-Wheel ABS	ABS1416-HU
GTI	Voltage Regulator	2.0L	Base		ALR0573
GTI	Engine Camshaft Position Sensor	2.0L	Base		CPS7386-HU
GTI	Fuel Pump Driver Module	2.0L	Base		FPC2900-HU
GTI	Fuel Pump	2.0L	Base	GAS, CBFA	FUP3058
GTI	Fuel Pump	2.0L	Base	GAS, CCTA	FUP3058
GTI	Fuel Pump Module Assembly	2.0L	Base	OTTO ENGINE	FUP3377-HU
GTI	Fuel Pump Module Assembly	2.0L	Base	FSI	FUP3390-HU
GTI	HVAC Blower Control Module	2.0L	Base		HVC2536-HU
GTI	Mass Air Flow Sensor	2.0L	Base	Actual OE	MAF0051
Jetta	ABS Wheel Speed Sensor	2.0L, 2.5L	Comfortline, Europa, GLI, Highline, S, SE, SEL, TDI, Trendline, Wolfsburg Edition	Front Left	ABS1413
Jetta	ABS Wheel Speed Sensor	2.0L, 2.5L	Comfortline, Europa, GLI, Highline, S, SE, SEL, TDI, Trendline, Wolfsburg Edition	Front Right	ABS1414

Vehicle	Part Type	Engine Size	Trim	Note(s)	Part Number
<b>2009 Volkswagen (cont'd)</b>					
Jetta	ABS Wheel Speed Sensor	2.0L, 2.5L	Comfortline, GLI, Highline, S, SE, SEL, TDI, Trendline, Wolfsburg Edition	Rear Left, 4-Wheel ABS	ABS1415-HU
Jetta	ABS Wheel Speed Sensor	2.0L, 2.5L	Comfortline, GLI, Highline, S, SE, SEL, TDI, Trendline, Wolfsburg Edition	Rear Right, 4-Wheel ABS	ABS1416-HU
Jetta	Voltage Regulator	2.0L	Europa, GLI, SEL, TDI, Trendline, Wolfsburg Edition	140A;(BOSCH);(VALEO), Sedan	ALR0573
Jetta	Voltage Regulator	2.5L	Comfortline, Highline, S, SE, SEL, Trendline	Sedan	ALR0573
Jetta	Voltage Regulator	2.0L, 2.5L	Comfortline, Highline, S, SE, SEL, TDI, Trendline	Wagon	ALR0573
Jetta	Engine Camshaft Position Sensor	2.0L	Europa, GLI, SEL, TDI, Trendline, Wolfsburg Edition		CPS7386-HU
Jetta	Engine Camshaft Position Sensor	2.5L	Comfortline, Highline, S, SE, SEL, Trendline		CPS7389-HU
Jetta	Engine Crankshaft Position Sensor	2.0L	Europa, GLI, SEL, TDI, Trendline, Wolfsburg Edition		CPS8080HU-D
Jetta	Fuel Pump Driver Module	2.0L, 2.5L	Comfortline, Europa, GLI, Highline, S, SE, SEL, TDI, Trendline, Wolfsburg Edition	Sedan	FPC2900-HU
Jetta	Fuel Pump Driver Module	2.0L, 2.5L	Comfortline, Highline, S, SE, SEL, TDI, Trendline	Wagon	FPC2900-HU
Jetta	Fuel Pump	2.0L	TDI	DIESEL, CBEA	FUP3058
Jetta	Fuel Pump	2.0L	GLI, SEL, Wolfsburg Edition	GAS, CBFA	FUP3058
Jetta	Fuel Pump	2.0L	GLI, SEL, Wolfsburg Edition	GAS, CCTA	FUP3058
Jetta	Fuel Pump Module Assembly	2.5L	Comfortline, Highline, S, SE, SEL, Trendline	Filler neck module 1 w/ insert, Fuel sys. for carburetor gasoline eng. w/ injector system w/o fuel return, Wagon	FUP3377-HU
Jetta	Fuel Pump Module Assembly	2.0L	TDI	SPECIAL ORDER ONLY	FUP3386-D
Jetta	Fuel Pump Module Assembly	2.5L	Comfortline, Highline, S, SE, SEL, Trendline	Fuel tank w/ special material treatment (coextrusion), Fuel tank w/ special material treatment (coextrusion) w/ changed protective layer, Fuel system for fuel-injected engine, Wagon	FUP3390-HU



Vehicle	Part Type	Engine Size	Trim	Note(s)	Part Number
<b>2009 Volkswagen (cont'd)</b>					
Jetta	Fuel Pump Module Assembly	2.5L	Comfortline, Highline, S, SE, SEL, Trendline	Filler neck module 1 w/o insert, Fuel tank w/o differentiation of special material treatment (fluorination/co-extrusion), Fuel sys. for carburetor gasoline eng. w/ injector system w/o fuel return, From 23/01/2006, Sedan, SPECIAL ORDER ONLY	FUP3403HU-D
Jetta	Fuel Pump Module Assembly	2.0L	Wolfsburg Edition	SPECIAL ORDER ONLY	FUP3403HU-D
Jetta	Diesel Glow Plug Relay	2.0L	TDI	DIESEL, CBEA, Sedan	GLP2106
Jetta	Diesel Glow Plug Relay	2.0L	GLI, SEL, Wolfsburg Edition	GAS, CBFA, Sedan	GLP2106
Jetta	Diesel Glow Plug Relay	2.0L	GLI, SEL, Wolfsburg Edition	GAS, CCTA, Sedan	GLP2106
Jetta	HVAC Blower Control Module	2.0L, 2.5L	Comfortline, Europa, GLI, Highline, S, SE, SEL, TDI, Trendline, Wolfsburg Edition	Sedan	HVC2536-HU
Jetta	HVAC Blower Control Module	2.0L, 2.5L	Comfortline, Highline, S, SE, SEL, TDI, Trendline	Wagon	HVC2536-HU
Jetta	Mass Air Flow Sensor	2.0L	GLI, SEL, Wolfsburg Edition	CBFA, Actual OE	MAF0051
Jetta	Mass Air Flow Sensor	2.0L	GLI, SEL, Wolfsburg Edition	CCTA, Actual OE	MAF0051
Jetta City	ABS Wheel Speed Sensor	2.0L	Base	Front Left	ABS1400
Jetta City	ABS Wheel Speed Sensor	2.0L	Base	Front Right	ABS1401
Jetta City	ABS Wheel Speed Sensor	2.0L	Base	Rear	ABS1403
Jetta City	Voltage Regulator	2.0L	Base	Sedan	ALR0573
Jetta City	Engine Camshaft Position Sensor	2.0L	Base		CPS8158HU-D
Jetta City	Fuel Pump Driver Module	2.0L	Base	Sedan	FPC2900-HU
Jetta City	HVAC Blower Control Module	2.0L	Base	Sedan	HVC2536-HU
Jetta City	Ignition Coil	2.0L	Base		IGC0157
Jetta City	Mass Air Flow Sensor	2.0L	Base		MAF8952HU-D
Passat	ABS Wheel Speed Sensor	2.0L, 3.6L	2.0T, 3.6, Comfortline, Highline, Komfort, Trendline	Front Left	ABS1413

Vehicle	Part Type	Engine Size	Trim	Note(s)	Part Number
<b>2009 Volkswagen (cont'd)</b>					
Passat	ABS Wheel Speed Sensor	2.0L, 3.6L	Highline	Rear Left, 4-Wheel ABS, AWD	ABS1413
Passat	ABS Wheel Speed Sensor	2.0L, 3.6L	2.0T, 3.6, Comfortline, Highline, Komfort, Trendline	Front Right	ABS1414
Passat	ABS Wheel Speed Sensor	2.0L, 3.6L	Highline	Rear Right, 4-Wheel ABS, AWD	ABS1414
Passat	ABS Wheel Speed Sensor	2.0L, 3.6L	2.0T, 3.6, Comfortline, Komfort, Trendline	Rear Left, 4-Wheel ABS	ABS1415-HU
Passat	ABS Wheel Speed Sensor	2.0L, 3.6L	Highline	Rear Left, 4-Wheel ABS, FWD	ABS1415-HU
Passat	ABS Wheel Speed Sensor	2.0L, 3.6L	2.0T, 3.6, Comfortline, Komfort, Trendline	Rear Right, 4-Wheel ABS	ABS1416-HU
Passat	ABS Wheel Speed Sensor	2.0L, 3.6L	Highline	Rear Right, 4-Wheel ABS, FWD	ABS1416-HU
Passat	Voltage Regulator	2.0L, 3.6L	2.0T, 3.6, Comfortline, Highline, Komfort, Trendline		ALR0573
Passat	Engine Camshaft Position Sensor	3.6L	3.6, Highline		CPS7385HU-D
Passat	Engine Camshaft Position Sensor	2.0L	2.0T, Comfortline, Highline, Komfort, Trendline		CPS7386-HU
Passat	Fuel Pump Driver Module	2.0L	Comfortline, Highline, Komfort, Trendline	CCTA	FPC2900-HU
Passat	Fuel Pump Driver Module	3.6L	Highline	BLV	FPC2921-HU
Passat	Fuel Pump	2.0L	Comfortline, Highline, Komfort, Trendline	GAS, CCTA	FUP3058
Passat	Direct Injection High Pressure Fuel Pump	3.6L	3.6, Highline	Actual OE, EXTERNAL HIGH-PRESSURE PUMP	HPP0014
Passat	HVAC Blower Control Module	2.0L, 3.6L	2.0T, 3.6, Comfortline, Highline, Komfort, Trendline		HVC2536-HU
Passat	Mass Air Flow Sensor	2.0L	Comfortline, Highline, Komfort, Trendline	CCTA, Actual OE	MAF0051
Passat CC	ABS Wheel Speed Sensor	2.0L, 3.6L	Highline, Highline V6, Sportline	Front Left	ABS1413
Passat CC	ABS Wheel Speed Sensor	3.6L	Highline V6	Rear Left, AWD	ABS1413
Passat CC	ABS Wheel Speed Sensor	2.0L, 3.6L	Highline, Highline V6, Sportline	Front Right	ABS1414
Passat CC	ABS Wheel Speed Sensor	3.6L	Highline V6	Rear Right, AWD	ABS1414
Passat CC	ABS Wheel Speed Sensor	2.0L	Highline, Sportline	Rear Left, 4-Wheel ABS	ABS1415-HU
Passat CC	ABS Wheel Speed Sensor	2.0L	Highline, Sportline	Rear Right, 4-Wheel ABS	ABS1416-HU

Vehicle	Part Type	Engine Size	Trim	Note(s)	Part Number
<b>2009 Volkswagen (cont'd)</b>					
Passat CC	Voltage Regulator	2.0L, 3.6L	Highline, Highline V6, Sportline		ALR0573
Passat CC	Engine Camshaft Position Sensor	3.6L	Highline V6		CPS7385HU-D
Passat CC	Engine Camshaft Position Sensor	2.0L	Highline, Sportline		CPS7386-HU
Passat CC	Fuel Pump Driver Module	2.0L	Highline, Sportline	CCTA	FPC2900-HU
Passat CC	Fuel Pump Driver Module	3.6L	Highline V6	BLV	FPC2921-HU
Passat CC	Fuel Pump	2.0L	Highline, Sportline		FUP3058
Passat CC	Direct Injection High Pressure Fuel Pump	3.6L	Highline V6	To 05/30/2011, Actual OE, EXTERNAL HIGH-PRESSURE PUMP	HPP0014
Passat CC	HVAC Blower Control Module	2.0L, 3.6L	Highline, Highline V6, Sportline		HVC2536-HU
Passat CC	Mass Air Flow Sensor	2.0L	Highline, Sportline	Actual OE	MAF0051
Rabbit	ABS Wheel Speed Sensor	2.5L	Comfortline, S, Trendline	Front Left	ABS1413
Rabbit	ABS Wheel Speed Sensor	2.5L	Comfortline, S, Trendline	Front Right	ABS1414
Rabbit	ABS Wheel Speed Sensor	2.5L	Comfortline, S, Trendline	Rear Left, 4-Wheel ABS	ABS1415-HU
Rabbit	ABS Wheel Speed Sensor	2.5L	Comfortline, S, Trendline	Rear Right, 4-Wheel ABS	ABS1416-HU
Rabbit	Voltage Regulator	2.5L	Comfortline, S, Trendline		ALR0573
Rabbit	Engine Camshaft Position Sensor	2.5L	Comfortline, S, Trendline		CPS7389-HU
Rabbit	Fuel Pump Driver Module	2.5L	Comfortline, S, Trendline		FPC2900-HU
Rabbit	Fuel Pump Module Assembly	2.5L	Comfortline, S, Trendline		FUP3377-HU
Rabbit	HVAC Blower Control Module	2.5L	Comfortline, S, Trendline		HVC2536-HU
Rabbit	Mass Air Flow Sensor	2.5L	Comfortline, S, Trendline		MAF8933
Tiguan	ABS Wheel Speed Sensor	2.0L	Base, Comfortline, Highline, Native, S, SE, SEL, Track & Fun, Trendline	Front Left	ABS1413
Tiguan	ABS Wheel Speed Sensor	2.0L	SE, SEL	Rear Left, 4-Wheel ABS, AWD	ABS1413
Tiguan	ABS Wheel Speed Sensor	2.0L	Comfortline, Highline, Track & Fun	Rear Left, AWD	ABS1413

Vehicle	Part Type	Engine Size	Trim	Note(s)	Part Number
<b>2009 Volkswagen (cont'd)</b>					
Tiguan	ABS Wheel Speed Sensor	2.0L	Base, Comfortline, Highline, Native, S, SE, SEL, Track & Fun, Trendline	Front Right	ABS1414
Tiguan	ABS Wheel Speed Sensor	2.0L	SE, SEL	Rear Right, 4-Wheel ABS, AWD	ABS1414
Tiguan	ABS Wheel Speed Sensor	2.0L	Comfortline, Highline, Track & Fun	Rear Right, AWD	ABS1414
Tiguan	ABS Wheel Speed Sensor	2.0L	S, Trendline	Rear Left, 4-Wheel ABS	ABS1415-HU
Tiguan	ABS Wheel Speed Sensor	2.0L	SE, SEL	Rear Left, 4-Wheel ABS, FWD	ABS1415-HU
Tiguan	ABS Wheel Speed Sensor	2.0L	S, Trendline	Rear Right, 4-Wheel ABS	ABS1416-HU
Tiguan	ABS Wheel Speed Sensor	2.0L	SE, SEL	Rear Right, 4-Wheel ABS, FWD	ABS1416-HU
Tiguan	Voltage Regulator	2.0L	Base, Comfortline, Highline, Native, S, SE, SEL, Track & Fun, Trendline		ALR0573
Tiguan	Engine Camshaft Position Sensor	2.0L	Base, Comfortline, Highline, Native, S, SE, SEL, Track & Fun, Trendline		CPS7386-HU
Tiguan	Fuel Pump Driver Module	2.0L	Base, Comfortline, Highline, Native, S, SE, SEL, Track & Fun, Trendline		FPC2923-HU
Tiguan	Fuel Pump	2.0L	Comfortline, Highline, S, SE, SEL, Trendline		FUP3058
Tiguan	HVAC Blower Control Module	2.0L	Base, Comfortline, Highline, Native, S, SE, SEL, Track & Fun, Trendline		HVC2536-HU
Tiguan	Mass Air Flow Sensor	2.0L	Comfortline, Highline, S, SE, SEL, Trendline	CCTA, Actual OE	MAF0051
Touareg	ABS Wheel Speed Sensor	3.0L, 3.6L, 4.2L	Base, Comfortline, Execline, Highline, TDI, V6, V6 Premium	Front Left, SPECIAL ORDER ONLY	ABS1446HU-D
Touareg	ABS Wheel Speed Sensor	3.0L, 3.6L, 4.2L	Base, Comfortline, Execline, Highline, TDI, V6, V6 Premium	Rear Left, SPECIAL ORDER ONLY	ABS1446HU-D
Touareg	ABS Wheel Speed Sensor	3.0L, 3.6L, 4.2L	Base, Comfortline, Execline, Highline, TDI, V6, V6 Premium	Front Right, SPECIAL ORDER ONLY	ABS1448HU-D
Touareg	ABS Wheel Speed Sensor	3.0L, 3.6L, 4.2L	Base, Comfortline, Execline, Highline, TDI, V6, V6 Premium	Rear Right, SPECIAL ORDER ONLY	ABS1448HU-D
Touareg	Engine Camshaft Position Sensor	3.6L	Base, Comfortline, Execline, Highline, V6, V6 Premium		CPS7385HU-D

Vehicle	Part Type	Engine Size	Trim	Note(s)	Part Number
<b>2009 Volkswagen (cont'd)</b>					
Touareg	Engine Camshaft Position Sensor	4.2L	Base, Comfortline, Execline, Highline		CPS7386-HU
Touareg	Fuel Injector	4.2L	Base, Comfortline, Execline, Highline	BAR, Actual OE	FIJ0038
Touareg	Diesel Glow Plug Relay	3.0L	TDI	DIESEL, CATA, Sport Utility, SPECIAL ORDER ONLY	GLP2166-D
Touareg	Direct Injection High Pressure Fuel Pump	4.2L	Base	From VIN # 7L-9-030 001, Left, BAR, Actual OE, EXTERNAL HIGH-PRESSURE PUMP	HPP0005
Touareg	Direct Injection High Pressure Fuel Pump	4.2L	Base	From VIN # 7L-9-030 001, Right, BAR, Actual OE, EXTERNAL HIGH-PRESSURE PUMP	HPP0006
Touareg	Direct Injection High Pressure Fuel Pump	3.6L	Base, Comfortline, Execline, Highline, V6, V6 Premium	Actual OE, EXTERNAL HIGH-PRESSURE PUMP	HPP0013
Touareg	Direct Injection High Pressure Fuel Pump	4.2L	Base, Comfortline, Execline, Highline	To VIN # 7L-9-030 000, Left, BAR, Actual OE, EXTERNAL HIGH-PRESSURE PUMP	HPP0021
Touareg	Direct Injection High Pressure Fuel Pump	4.2L	Base, Comfortline, Execline, Highline	To VIN # 7L-9-030 000, Right, BAR, Actual OE, EXTERNAL HIGH-PRESSURE PUMP	HPP0022
Touareg	Ignition Coil	4.2L	Base, Comfortline, Execline, Highline		IGC3831
Touareg	Alternator	3.0L	TDI	Actual OE; Water Cooled Alternator, Water Cooler Alternator	LR1190-904C-D
Touareg	Mass Air Flow Sensor	3.0L	TDI, V6 TDI	DIESEL, Actual OE	MAF0030
Touareg	Mass Air Flow Sensor	4.2L	Base, Comfortline, Execline, Highline		MAF8952HU-D
Touareg	Manifold Absolute Pressure Sensor	3.0L	TDI		PRS8214-HU
<b>2010 Volkswagen</b>					
Beetle	ABS Wheel Speed Sensor	2.5L	Base, Comfortline, Sport, Sport GLX	Front Left	ABS1400

Vehicle	Part Type	Engine Size	Trim	Note(s)	Part Number
<b>2010 Volkswagen (cont'd)</b>					
Beetle	ABS Wheel Speed Sensor	2.5L	Base, Comfortline, Sport, Sport GLX	Front Right	ABS1401
Beetle	ABS Wheel Speed Sensor	2.5L	Base, Comfortline, Sport, Sport GLX	Rear	ABS1403
Beetle	Voltage Regulator	2.0L	GLS		ALR0696
Beetle	Engine Camshaft Position Sensor	2.5L	Base, Comfortline, Sport, Sport GLX		CPS7389-HU
Beetle	Fuel Pump Module Assembly	2.5L	Base, Comfortline, Sport, Sport GLX	3,0BAR, Hatchback, SPECIAL ORDER ONLY	FUP3314-D
Beetle	Fuel Pump Module Assembly	2.5L	Base, Comfortline, Sport, Sport GLX	Fuel tank w/ special material treatment (coextrusion), Hatchback, SPECIAL ORDER ONLY	FUP3373HU-D
Beetle	Mass Air Flow Sensor	2.5L	Base, Comfortline, Sport, Sport GLX		MAF8933
Bora	Mass Air Flow Sensor	1.9L	TDI	MEX, Actual OE	MAF0052
CC	ABS Wheel Speed Sensor	2.0L, 3.6L	Luxury, Sport, VR6, VR6 4Motion, VR6 Sport	Front Left	ABS1413
CC	ABS Wheel Speed Sensor	3.6L	VR6 4Motion	Rear Left, AWD	ABS1413
CC	ABS Wheel Speed Sensor	2.0L, 3.6L	Luxury, Sport, VR6, VR6 4Motion, VR6 Sport	Front Right	ABS1414
CC	ABS Wheel Speed Sensor	3.6L	VR6 4Motion	Rear Right, AWD	ABS1414
CC	ABS Wheel Speed Sensor	2.0L, 3.6L	Luxury, Sport, VR6, VR6 Sport	Rear Left, 4-Wheel ABS	ABS1415-HU
CC	ABS Wheel Speed Sensor	2.0L, 3.6L	Luxury, Sport, VR6, VR6 Sport	Rear Right, 4-Wheel ABS	ABS1416-HU
CC	Voltage Regulator	2.0L, 3.6L	Luxury, Sport, VR6, VR6 4Motion, VR6 Sport	140A BOSCH	ALR0400-HU
CC	Voltage Regulator	2.0L, 3.6L	Luxury, Sport, VR6, VR6 4Motion, VR6 Sport		ALR0573
CC	Engine Camshaft Position Sensor	3.6L	VR6, VR6 4Motion, VR6 Sport		CPS7385HU-D
CC	Engine Camshaft Position Sensor	2.0L	Luxury, Sport		CPS7386-HU
CC	Fuel Pump Driver Module	2.0L	Luxury, Sport	CBFA	FPC2900-HU
CC	Fuel Pump Driver Module	2.0L	Luxury, Sport	CCTA	FPC2900-HU
CC	Fuel Pump Driver Module	3.6L	VR6, VR6 4Motion, VR6 Sport	BLV	FPC2921-HU
CC	Fuel Pump	2.0L	Luxury, Sport		FUP3058

Vehicle	Part Type	Engine Size	Trim	Note(s)	Part Number
<b>2010 Volkswagen (cont'd)</b>					
CC	Direct Injection High Pressure Fuel Pump	3.6L	VR6, VR6 4Motion, VR6 Sport	BLV, Actual OE, EXTERNAL HIGH-PRESSURE PUMP	HPP0015
CC	HVAC Blower Control Module	2.0L, 3.6L	Luxury, Sport, VR6, VR6 4Motion, VR6 Sport		HVC2536-HU
CC	Mass Air Flow Sensor	2.0L	Luxury, Sport	CBFA, Actual OE	MAF0051
CC	Mass Air Flow Sensor	2.0L	Luxury, Sport	CCTA, Actual OE	MAF0051
Eos	ABS Wheel Speed Sensor	2.0L	Base, Comfortline, Highline, Komfort, Lux	Front Left	ABS1413
Eos	ABS Wheel Speed Sensor	2.0L	Base, Comfortline, Highline, Komfort, Lux	Front Right	ABS1414
Eos	ABS Wheel Speed Sensor	2.0L	Comfortline, Highline, Komfort, Lux	Rear Left, 4-Wheel ABS	ABS1415-HU
Eos	ABS Wheel Speed Sensor	2.0L	Comfortline, Highline, Komfort, Lux	Rear Right, 4-Wheel ABS	ABS1416-HU
Eos	Voltage Regulator	2.0L	Base, Comfortline, Highline, Komfort, Lux		ALR0573
Eos	Engine Camshaft Position Sensor	2.0L	Base, Comfortline, Highline, Komfort, Lux		CPS7386-HU
Eos	Fuel Pump Driver Module	2.0L	Base, Comfortline, Highline, Komfort, Lux		FPC2900-HU
Eos	Fuel Pump	2.0L	Comfortline, Highline, Komfort, Lux	GAS, CBFA	FUP3058
Eos	Fuel Pump	2.0L	Comfortline, Highline, Komfort, Lux	GAS, CCTA	FUP3058
Eos	Fuel Pump Module Assembly	2.0L	Base, Comfortline, Highline, Komfort, Lux	OTTO ENGINE	FUP3377-HU
Eos	Fuel Pump Module Assembly	2.0L	Base, Comfortline, Highline, Komfort, Lux	FSI	FUP3390-HU
Eos	Mass Air Flow Sensor	2.0L	Comfortline, Highline, Komfort, Lux	CBFA, Actual OE	MAF0051
Eos	Mass Air Flow Sensor	2.0L	Comfortline, Highline, Komfort, Lux	CCTA, Actual OE	MAF0051
Eos	Vehicle Speed Sensor	2.0L	Comfortline, Highline, Komfort, Lux	From 11/02/2009, w/ OE No. 02E 927 321 B, Automatic Dual Clutch	WSS7390
GLI	Fuel Pump	2.0L	GLI		FUP3058
GLI	Mass Air Flow Sensor	2.0L	GLI	MEX, Actual OE	MAF0052
Golf	ABS Wheel Speed Sensor	2.0L, 2.5L	Base, Comfortline, Highline, TDI, Trendline	Front Left	ABS1400
Golf	ABS Wheel Speed Sensor	2.0L, 2.5L	Base, Comfortline, Highline, TDI, Trendline	Front Right	ABS1401
Golf	ABS Wheel Speed Sensor	2.0L, 2.5L	Base, Comfortline, Highline, TDI, Trendline	Rear Left, 4-Wheel ABS	ABS1415-HU

Vehicle	Part Type	Engine Size	Trim	Note(s)	Part Number
<b>2010 Volkswagen (cont'd)</b>					
Golf	ABS Wheel Speed Sensor	2.0L, 2.5L	Base, Comfortline, Highline, TDI, Trendline	Rear Right, 4-Wheel ABS	ABS1416-HU
Golf	Voltage Regulator	2.0L, 2.5L	Base, Comfortline, Highline, TDI, Trendline	Hatchback	ALR0573
Golf	Engine Camshaft Position Sensor	2.5L	Base, Comfortline, Highline, Trendline	Hatchback	CPS7389-HU
Golf	Engine Camshaft Position Sensor	2.5L	Comfortline, Highline, Trendline	Wagon	CPS7389-HU
Golf	Engine Crankshaft Position Sensor	2.0L	TDI		CPS8080HU-D
Golf	Fuel Pump Driver Module	2.0L, 2.5L	Base, Comfortline, Highline, TDI, Trendline	Hatchback	FPC2900-HU
Golf	Fuel Pump Driver Module	2.0L, 2.5L	Comfortline, Highline, TDI, Trendline	Wagon	FPC2900-HU
Golf	Fuel Pump Module Assembly	2.5L	Base, Comfortline, Highline, Trendline	OTTO ENGINE, Hatchback	FUP3377-HU
Golf	Fuel Pump Module Assembly	2.5L	Comfortline, Highline, Trendline	Wagon	FUP3377-HU
Golf	Fuel Pump Module Assembly	2.0L	TDI	SPECIAL ORDER ONLY	FUP3386-D
Golf	Fuel Pump Module Assembly	2.5L	Base, Comfortline, Highline, Trendline	FSI, Hatchback	FUP3390-HU
Golf	Diesel Glow Plug Relay	2.0L	TDI	DIESEL, CJAA, Hatchback	GLP2106
Golf	Diesel Glow Plug Relay	2.0L	TDI	DIESEL, CJAA, Wagon	GLP2106
Golf	HVAC Blower Control Module	2.0L, 2.5L	Base, Comfortline, Highline, TDI, Trendline		HVC2536-HU
Golf City	ABS Wheel Speed Sensor	2.0L	Base	Front Left	ABS1400
Golf City	ABS Wheel Speed Sensor	2.0L	Base	Front Right	ABS1401
Golf City	ABS Wheel Speed Sensor	2.0L	Base	Rear	ABS1403
Golf City	Voltage Regulator	2.0L	Base		ALR0573
Golf City	Engine Camshaft Position Sensor	2.0L	Base		CPS8158HU-D
Golf City	Engine Crankshaft Position Sensor	2.0L	Base		CPS8161HU-D
Golf City	Ignition Coil	2.0L	Base		IGC0157
GTI	ABS Wheel Speed Sensor	2.0L	Base	Front Left	ABS1413
GTI	ABS Wheel Speed Sensor	2.0L	Base	Front Right	ABS1414
GTI	ABS Wheel Speed Sensor	2.0L	Base	Rear Left, 4-Wheel ABS	ABS1415-HU
GTI	ABS Wheel Speed Sensor	2.0L	Base	Rear Right, 4-Wheel ABS	ABS1416-HU
GTI	Voltage Regulator	2.0L	Base		ALR0573



Vehicle	Part Type	Engine Size	Trim	Note(s)	Part Number
<b>2010 Volkswagen (cont'd)</b>					
GTI	Engine Camshaft Position Sensor	2.0L	Base		CPS7386-HU
GTI	Fuel Pump Driver Module	2.0L	Base	Hatchback	FPC2900-HU
GTI	Fuel Pump	2.0L	Base		FUP3058
GTI	Fuel Pump Module Assembly	2.0L	Base	OTTO ENGINE	FUP3377-HU
GTI	Fuel Pump Module Assembly	2.0L	Base	FSI	FUP3390-HU
GTI	HVAC Blower Control Module	2.0L	Base		HVC2536-HU
GTI	Mass Air Flow Sensor	2.0L	Base	Actual OE	MAF0051
Jetta	ABS Wheel Speed Sensor	2.0L, 2.5L	City, Clasico, Comfortline, Europa, Highline, S, SE, SEL, TDI, TDI Cup Edition, Trendline, Wolfsburg Edition	Front Left	ABS1413
Jetta	ABS Wheel Speed Sensor	2.0L, 2.5L	City, Clasico, Comfortline, Europa, Highline, S, SE, SEL, TDI, TDI Cup Edition, Trendline, Wolfsburg Edition	Front Right	ABS1414
Jetta	ABS Wheel Speed Sensor	2.0L, 2.5L	Comfortline, Highline, S, SE, SEL, TDI, TDI Cup Edition, Trendline, Wolfsburg Edition	Rear Left, 4-Wheel ABS	ABS1415-HU
Jetta	ABS Wheel Speed Sensor	2.0L, 2.5L	Comfortline, Highline, S, SE, SEL, TDI, TDI Cup Edition, Trendline, Wolfsburg Edition	Rear Right, 4-Wheel ABS	ABS1416-HU
Jetta	Voltage Regulator	2.0L	City, Clasico, Europa, TDI, TDI Cup Edition, Trendline, Wolfsburg Edition	140A;(BOSCH);(V ALEO), Sedan	ALR0573
Jetta	Voltage Regulator	2.5L	Comfortline, Highline, S, SE, SEL, Trendline	Sedan	ALR0573
Jetta	Engine Camshaft Position Sensor	2.0L	City, Clasico, Europa, TDI, TDI Cup Edition, Trendline, Wolfsburg Edition		CPS7386-HU
Jetta	Engine Camshaft Position Sensor	2.5L	Comfortline, Highline, S, SE, SEL, Trendline		CPS7389-HU
Jetta	Engine Crankshaft Position Sensor	2.0L	City, Clasico, Europa, TDI, TDI Cup Edition, Trendline, Wolfsburg Edition		CPS8080HU-D
Jetta	Fuel Pump Driver Module	2.0L, 2.5L	City, Clasico, Comfortline, Europa, Highline, S, SE, SEL, TDI, TDI Cup Edition, Trendline, Wolfsburg Edition	Sedan	FPC2900-HU
Jetta	Fuel Pump Driver Module	2.0L, 2.5L	Comfortline, Highline, S, SE, SEL, TDI, Trendline	Wagon	FPC2900-HU
Jetta	Fuel Pump	2.0L	TDI, TDI Cup Edition	DIESEL, CJAA	FUP3058

Vehicle	Part Type	Engine Size	Trim	Note(s)	Part Number
<b>2010 Volkswagen (cont'd)</b>					
Jetta	Fuel Pump	2.0L	Wolfsburg Edition	GAS, CBFA	FUP3058
Jetta	Fuel Pump	2.0L	Wolfsburg Edition	GAS, CCTA	FUP3058
Jetta	Fuel Pump Module Assembly	2.5L	S, SE		FUP3377-HU
Jetta	Fuel Pump Module Assembly	2.0L	TDI, TDI Cup Edition	SPECIAL ORDER ONLY	FUP3386-D
Jetta	Fuel Pump Module Assembly	2.0L	Wolfsburg Edition	SPECIAL ORDER ONLY	FUP3403HU-D
Jetta	HVAC Blower Control Module	2.0L, 2.5L	City, Clasico, Comfortline, Europa, Highline, S, SE, SEL, TDI, TDI Cup Edition, Trendline, Wolfsburg Edition		HVC2536-HU
Jetta	Mass Air Flow Sensor	2.0L	Wolfsburg Edition	CBFA, Actual OE	MAF0051
Jetta	Mass Air Flow Sensor	2.0L	Wolfsburg Edition	CCTA, Actual OE	MAF0051
Passat	ABS Wheel Speed Sensor	2.0L, 3.6L	Base, Comfortline, Highline, Highline V6, Komfort, Trendline	Front Left	ABS1413
Passat	ABS Wheel Speed Sensor	3.6L	Highline V6	Rear Left, AWD	ABS1413
Passat	ABS Wheel Speed Sensor	2.0L, 3.6L	Base, Comfortline, Highline, Highline V6, Komfort, Trendline	Front Right	ABS1414
Passat	ABS Wheel Speed Sensor	3.6L	Highline V6	Rear Right, AWD	ABS1414
Passat	ABS Wheel Speed Sensor	2.0L	Comfortline, Highline, Komfort, Trendline	Rear Left, 4-Wheel ABS	ABS1415-HU
Passat	ABS Wheel Speed Sensor	2.0L	Comfortline, Highline, Komfort, Trendline	Rear Right, 4-Wheel ABS	ABS1416-HU
Passat	Voltage Regulator	2.0L, 3.6L	Base, Comfortline, Highline, Highline V6, Komfort, Trendline		ALR0573
Passat	Engine Camshaft Position Sensor	3.6L	Highline V6		CPS7385HU-D
Passat	Engine Camshaft Position Sensor	2.0L	Base, Comfortline, Highline, Komfort, Trendline		CPS7386-HU
Passat	Fuel Pump Driver Module	2.0L	Komfort	CBFA	FPC2900-HU
Passat	Fuel Pump Driver Module	2.0L	Comfortline, Highline, Komfort, Trendline	CCTA	FPC2900-HU
Passat	Fuel Pump Driver Module	3.6L	Highline V6	BLV	FPC2921-HU
Passat	Fuel Pump	2.0L	Komfort	GAS, CBFA	FUP3058
Passat	Fuel Pump	2.0L	Comfortline, Highline, Komfort, Trendline	GAS, CCTA	FUP3058

Vehicle	Part Type	Engine Size	Trim	Note(s)	Part Number
<b>2010 Volkswagen (cont'd)</b>					
Passat	Direct Injection High Pressure Fuel Pump	3.6L	Highline V6	Actual OE, EXTERNAL HIGH-PRESSURE PUMP	HPP0014
Passat	HVAC Blower Control Module	2.0L, 3.6L	Base, Comfortline, Highline, Highline V6, Komfort, Trendline		HVC2536-HU
Passat	Mass Air Flow Sensor	2.0L	Komfort	CBFA, Actual OE	MAF0051
Passat	Mass Air Flow Sensor	2.0L	Comfortline, Highline, Komfort, Trendline	CCTA, Actual OE	MAF0051
Passat CC	ABS Wheel Speed Sensor	2.0L, 3.6L	CC, Highline, Highline V6, Sportline	Front Left	ABS1413
Passat CC	ABS Wheel Speed Sensor	3.6L	Highline V6	Rear Left, AWD	ABS1413
Passat CC	ABS Wheel Speed Sensor	2.0L, 3.6L	CC, Highline, Highline V6, Sportline	Front Right	ABS1414
Passat CC	ABS Wheel Speed Sensor	3.6L	Highline V6	Rear Right, AWD	ABS1414
Passat CC	ABS Wheel Speed Sensor	2.0L	Highline, Sportline	Rear Left, 4-Wheel ABS	ABS1415-HU
Passat CC	ABS Wheel Speed Sensor	2.0L	Highline, Sportline	Rear Right, 4-Wheel ABS	ABS1416-HU
Passat CC	Voltage Regulator	2.0L, 3.6L	CC, Highline, Highline V6, Sportline	140A BOSCH	ALR0400-HU
Passat CC	Voltage Regulator	2.0L, 3.6L	CC, Highline, Highline V6, Sportline		ALR0573
Passat CC	Engine Camshaft Position Sensor	3.6L	Highline V6		CPS7385HU-D
Passat CC	Engine Camshaft Position Sensor	2.0L	CC, Highline, Sportline		CPS7386-HU
Passat CC	Fuel Pump Driver Module	2.0L	Highline, Sportline	CCTA	FPC2900-HU
Passat CC	Fuel Pump Driver Module	3.6L	Highline V6	BLV	FPC2921-HU
Passat CC	Fuel Pump	2.0L	Highline, Sportline		FUP3058
Passat CC	Direct Injection High Pressure Fuel Pump	3.6L	CC, Highline V6	To 05/30/2011, Actual OE, EXTERNAL HIGH-PRESSURE PUMP	HPP0014
Passat CC	HVAC Blower Control Module	2.0L, 3.6L	CC, Highline, Highline V6, Sportline		HVC2536-HU
Passat CC	Mass Air Flow Sensor	2.0L	CC, Highline, Sportline	Actual OE	MAF0051
Tiguan	ABS Wheel Speed Sensor	2.0L	Base, Comfortline, Highline, Native, S, SE, SEL, Track & Fun, Trendline, Wolfsburg Edition	Front Left	ABS1413

Vehicle	Part Type	Engine Size	Trim	Note(s)	Part Number
<b>2010 Volkswagen (cont'd)</b>					
Tiguan	ABS Wheel Speed Sensor	2.0L	S, SE, SEL, Wolfsburg Edition	Rear Left, 4-Wheel ABS, AWD	ABS1413
Tiguan	ABS Wheel Speed Sensor	2.0L	Comfortline, Highline, Track & Fun	Rear Left, AWD	ABS1413
Tiguan	ABS Wheel Speed Sensor	2.0L	Base, Comfortline, Highline, Native, S, SE, SEL, Track & Fun, Trendline, Wolfsburg Edition	Front Right	ABS1414
Tiguan	ABS Wheel Speed Sensor	2.0L	S, SE, SEL, Wolfsburg Edition	Rear Right, 4-Wheel ABS, AWD	ABS1414
Tiguan	ABS Wheel Speed Sensor	2.0L	Comfortline, Highline, Track & Fun	Rear Right, AWD	ABS1414
Tiguan	ABS Wheel Speed Sensor	2.0L	Trendline	Rear Left, 4-Wheel ABS	ABS1415-HU
Tiguan	ABS Wheel Speed Sensor	2.0L	S, SE, SEL, Wolfsburg Edition	Rear Left, 4-Wheel ABS, FWD	ABS1415-HU
Tiguan	ABS Wheel Speed Sensor	2.0L	Trendline	Rear Right, 4-Wheel ABS	ABS1416-HU
Tiguan	ABS Wheel Speed Sensor	2.0L	S, SE, SEL, Wolfsburg Edition	Rear Right, 4-Wheel ABS, FWD	ABS1416-HU
Tiguan	Voltage Regulator	2.0L	Base, Comfortline, Highline, Native, S, SE, SEL, Track & Fun, Trendline, Wolfsburg Edition		ALR0573
Tiguan	Engine Camshaft Position Sensor	2.0L	Base, Comfortline, Highline, Native, S, SE, SEL, Track & Fun, Trendline, Wolfsburg Edition		CPS7386-HU
Tiguan	Fuel Pump Driver Module	2.0L	Base, Comfortline, Highline, Native, S, SE, SEL, Track & Fun, Trendline, Wolfsburg Edition		FPC2923-HU
Tiguan	Fuel Pump	2.0L	Comfortline, Highline, S, SE, SEL, Trendline, Wolfsburg Edition		FUP3058
Tiguan	HVAC Blower Control Module	2.0L	Base, Comfortline, Highline, Native, S, SE, SEL, Track & Fun, Trendline, Wolfsburg Edition		HVC2536-HU
Tiguan	Mass Air Flow Sensor	2.0L	Comfortline, Highline, S, SE, SEL, Trendline, Wolfsburg Edition	CCTA, Actual OE	MAF0051
Touareg	ABS Wheel Speed Sensor	3.0L, 3.6L	Comfortline, Highline, TDI, VR6	Front Left, SPECIAL ORDER ONLY	ABS1446HU-D
Touareg	ABS Wheel Speed Sensor	3.0L, 3.6L	Comfortline, Highline, TDI, VR6	Rear Left, SPECIAL ORDER ONLY	ABS1446HU-D

Vehicle	Part Type	Engine Size	Trim	Note(s)	Part Number
<b>2010 Volkswagen (cont'd)</b>					
Touareg	ABS Wheel Speed Sensor	3.0L, 3.6L	Comfortline, Highline, TDI, VR6	Front Right, SPECIAL ORDER ONLY	ABS1448HU-D
Touareg	ABS Wheel Speed Sensor	3.0L, 3.6L	Comfortline, Highline, TDI, VR6	Rear Right, SPECIAL ORDER ONLY	ABS1448HU-D
Touareg	Engine Camshaft Position Sensor	3.6L	Comfortline, Highline, VR6		CPS7385HU-D
Touareg	Diesel Glow Plug Relay	3.0L	TDI	DIESEL, CATA, Sport Utility, SPECIAL ORDER ONLY	GLP2166-D
Touareg	Direct Injection High Pressure Fuel Pump	3.6L	Comfortline, Highline, VR6	Actual OE, EXTERNAL HIGH-PRESSURE PUMP	HPP0013
Touareg	Mass Air Flow Sensor	3.0L	TDI	DIESEL, Actual OE	MAF0030
Touareg	Manifold Absolute Pressure Sensor	3.0L	TDI		PRS8214-HU
<b>2011 Volkswagen</b>					
CC	ABS Wheel Speed Sensor	3.6L	Highline V6, VR6 4Motion	For vehicles W/ Cruise control system (CCS) electronic, Rear Left, AWD	ABS1413
CC	ABS Wheel Speed Sensor	2.0L, 3.6L	Highline, Highline V6, Luxury, R-Line, Sport, Sportline, VR6 4Motion	Front Left	ABS1413
CC	ABS Wheel Speed Sensor	3.6L	Highline V6, VR6 4Motion	For vehicles W/ Cruise control system (CCS) electronic, Rear Right, AWD	ABS1414
CC	ABS Wheel Speed Sensor	2.0L, 3.6L	Highline, Highline V6, Luxury, R-Line, Sport, Sportline, VR6 4Motion	Front Right	ABS1414
CC	ABS Wheel Speed Sensor	2.0L	Highline, Luxury, R-Line, Sport, Sportline	To 08/11/2010, Rear Left, 4-Wheel ABS, FWD	ABS1415-HU
CC	ABS Wheel Speed Sensor	2.0L	Highline, Luxury, R-Line, Sport, Sportline	To 08/11/2010, Rear Right, 4-Wheel ABS	ABS1416-HU
CC	ABS Wheel Speed Sensor	2.0L	Highline, Luxury, R-Line, Sport, Sportline	From 08/11/2010, Rear Left, 4-Wheel ABS, FWD, SPECIAL ORDER ONLY	ABS1445HU-D
CC	Voltage Regulator	2.0L, 3.6L	Highline, Highline V6, Luxury, R-Line, Sport, Sportline, VR6 4Motion	140A BOSCH	ALR0400-HU

Vehicle	Part Type	Engine Size	Trim	Note(s)	Part Number
<b>2011 Volkswagen (cont'd)</b>					
CC	Voltage Regulator	2.0L, 3.6L	Highline, Highline V6, Luxury, R-Line, Sport, Sportline, VR6 4Motion		ALR0573
CC	Engine Camshaft Position Sensor	3.6L	Highline V6, VR6 4Motion		CPS7385HU-D
CC	Engine Camshaft Position Sensor	2.0L	Highline, Luxury, R-Line, Sport, Sportline		CPS7386-HU
CC	Fuel Pump Driver Module	2.0L	Highline, Luxury, R-Line, Sport, Sportline	CBFA	FPC2900-HU
CC	Fuel Pump Driver Module	2.0L	Highline, Luxury, R-Line, Sport, Sportline	CCTA	FPC2900-HU
CC	Fuel Pump Driver Module	3.6L	Highline V6, VR6 4Motion	BLV	FPC2921-HU
CC	Fuel Pump	2.0L	Highline, Luxury, R-Line, Sport, Sportline		FUP3058
CC	Direct Injection High Pressure Fuel Pump	3.6L	Highline V6, VR6 4Motion	To 05/30/2011, Actual OE, EXTERNAL HIGH-PRESSURE PUMP	HPP0014
CC	Direct Injection High Pressure Fuel Pump	3.6L	Highline V6, VR6 4Motion	From 05/31/2011, Actual OE, EXTERNAL HIGH-PRESSURE PUMP	HPP0015
CC	HVAC Blower Control Module	2.0L, 3.6L	Highline, Highline V6, Luxury, R-Line, Sport, Sportline, VR6 4Motion		HVC2536-HU
CC	Mass Air Flow Sensor	2.0L	Highline, Luxury, R-Line, Sport, Sportline	CBFA, Actual OE	MAF0051
CC	Mass Air Flow Sensor	2.0L	Highline, Luxury, R-Line, Sport, Sportline	CCTA, Actual OE	MAF0051
Eos	ABS Wheel Speed Sensor	2.0L	Comfortline, Highline, Komfort, Lux	Front Left	ABS1413
Eos	ABS Wheel Speed Sensor	2.0L	Comfortline, Highline, Komfort, Lux	Front Right	ABS1414
Eos	ABS Wheel Speed Sensor	2.0L	Comfortline, Highline, Komfort, Lux	PR-7X0; PR-7X1, Rear Left, 4-Wheel ABS, FWD	ABS1415-HU
Eos	ABS Wheel Speed Sensor	2.0L	Comfortline, Highline, Komfort, Lux	PR-7X0; PR-7X1; PR-7X5, From vin AH-B-006 060, Rear Right, 4-Wheel ABS, FWD	ABS1416-HU
Eos	ABS Wheel Speed Sensor	2.0L	Comfortline, Highline, Komfort, Lux	For vehicles W/ Parallel parking assistant, From vin AH-B-006 060, Rear, 4-Wheel ABS, FWD	ABS1444-HU

Vehicle	Part Type	Engine Size	Trim	Note(s)	Part Number
<b>2011 Volkswagen (cont'd)</b>					
Eos	ABS Wheel Speed Sensor	2.0L	Comfortline, Highline, Komfort, Lux	PR-7X5, From vin AH-B-006 060, Rear Left, 4-Wheel ABS, FWD, SPECIAL ORDER ONLY	ABS1445HU-D
Eos	Engine Camshaft Position Sensor	2.0L	Comfortline, Highline, Komfort, Lux		CPS7386-HU
Eos	Fuel Pump Driver Module	2.0L	Comfortline, Highline, Komfort, Lux		FPC2900-HU
Eos	Fuel Pump	2.0L	Comfortline, Highline, Komfort, Lux	GAS, CBFA	FUP3058
Eos	Fuel Pump	2.0L	Comfortline, Highline, Komfort, Lux	GAS, CCTA	FUP3058
Eos	Fuel Pump Module Assembly	2.0L	Comfortline, Highline, Komfort, Lux	OTTO ENGINE	FUP3377-HU
Eos	Fuel Pump Module Assembly	2.0L	Comfortline, Highline, Komfort, Lux	FSI	FUP3390-HU
Eos	Mass Air Flow Sensor	2.0L	Comfortline, Highline, Komfort, Lux	CBFA, Actual OE	MAF0051
Eos	Mass Air Flow Sensor	2.0L	Comfortline, Highline, Komfort, Lux	CCTA, Actual OE	MAF0051
Eos	Vehicle Speed Sensor	2.0L	Comfortline, Highline, Komfort, Lux	To vin AH-B-006 059, w/ OE No. 02E 927 321 B, Automatic Dual Clutch	WSS7390
Golf	ABS Wheel Speed Sensor	2.0L, 2.5L	Base, Comfortline, Highline, Sportline, TDI, TDI Comfortline, TDI Highline, Trendline	Front Left	ABS1413
Golf	ABS Wheel Speed Sensor	2.0L, 2.5L	Base, Comfortline, Highline, Sportline, TDI, TDI Comfortline, TDI Highline, Trendline	Front Right	ABS1414
Golf	ABS Wheel Speed Sensor	2.0L, 2.5L	Base, Comfortline, Highline, Sportline, TDI, TDI Comfortline, TDI Highline, Trendline	Rear Left, 4-Wheel ABS	ABS1415-HU
Golf	ABS Wheel Speed Sensor	2.0L, 2.5L	Base, Comfortline, Highline, Sportline, TDI, TDI Comfortline, TDI Highline, Trendline	Rear Right, 4-Wheel ABS	ABS1416-HU
Golf	Voltage Regulator	2.0L, 2.5L	Base, Comfortline, Highline, Sportline, TDI, TDI Comfortline, TDI Highline, Trendline	Hatchback	ALR0573
Golf	Engine Camshaft Position Sensor	2.5L	Base, Comfortline, Highline, Sportline, Trendline	Hatchback	CPS7389-HU
Golf	Engine Camshaft Position Sensor	2.5L	Comfortline, Highline, Trendline	Wagon	CPS7389-HU

Vehicle	Part Type	Engine Size	Trim	Note(s)	Part Number
<b>2011 Volkswagen (cont'd)</b>					
Golf	Engine Crankshaft Position Sensor	2.0L	TDI, TDI Comfortline, TDI Highline		CPS8080HU-D
Golf	Fuel Pump Driver Module	2.0L, 2.5L	Base, Comfortline, Highline, Sportline, TDI, TDI Comfortline, TDI Highline, Trendline	Hatchback	FPC2900-HU
Golf	Fuel Pump Driver Module	2.0L, 2.5L	Comfortline, Highline, TDI Comfortline, TDI Highline, Trendline	Wagon	FPC2900-HU
Golf	Fuel Pump Module Assembly	2.5L	Base, Comfortline, Highline, Sportline, Trendline	OTTO ENGINE, Hatchback	FUP3377-HU
Golf	Fuel Pump Module Assembly	2.5L	Comfortline, Highline, Trendline	Wagon	FUP3377-HU
Golf	Fuel Pump Module Assembly	2.0L	TDI, TDI Comfortline, TDI Highline	Hatchback, SPECIAL ORDER ONLY	FUP3386-D
Golf	Fuel Pump Module Assembly	2.0L	TDI Comfortline, TDI Highline	Wagon, SPECIAL ORDER ONLY	FUP3386-D
Golf	Fuel Pump Module Assembly	2.5L	Base, Comfortline, Highline, Sportline, Trendline	FSI, Hatchback	FUP3390-HU
Golf	Diesel Glow Plug Relay	2.0L	TDI, TDI Comfortline, TDI Highline	DIESEL, CJAA, Hatchback	GLP2106
Golf	Diesel Glow Plug Relay	2.0L	TDI Comfortline, TDI Highline	DIESEL, CJAA, Wagon	GLP2106
Golf	HVAC Blower Control Module	2.0L, 2.5L	Base, Comfortline, Highline, Sportline, TDI, TDI Comfortline, TDI Highline, Trendline		HVC2536-HU
GTI	ABS Wheel Speed Sensor	2.0L	Base	Front Left	ABS1413
GTI	ABS Wheel Speed Sensor	2.0L	Base	Front Right	ABS1414
GTI	ABS Wheel Speed Sensor	2.0L	Base	Rear Left, 4-Wheel ABS	ABS1415-HU
GTI	ABS Wheel Speed Sensor	2.0L	Base	Rear Right, 4-Wheel ABS	ABS1416-HU
GTI	Voltage Regulator	2.0L	Base		ALR0573
GTI	Engine Camshaft Position Sensor	2.0L	Base		CPS7386-HU
GTI	Fuel Pump Driver Module	2.0L	Base	Hatchback	FPC2900-HU
GTI	Fuel Pump	2.0L	Base		FUP3058
GTI	Fuel Pump Module Assembly	2.0L	Base	OTTO ENGINE	FUP3377-HU
GTI	Fuel Pump Module Assembly	2.0L	Base	FSI	FUP3390-HU
GTI	HVAC Blower Control Module	2.0L	Base		HVC2536-HU



Vehicle	Part Type	Engine Size	Trim	Note(s)	Part Number
<b>2011 Volkswagen (cont'd)</b>					
GTI	Mass Air Flow Sensor	2.0L	Base	Actual OE	MAF0051
Jetta	ABS Wheel Speed Sensor	2.0L, 2.5L	Active, Base, Bicentenario, Comfortline, Highline, S, SE, SEL, Sport, Sportline, Style, TDI, TDI Comfortline, TDI Highline, Trendline	Front Left	ABS1413
Jetta	ABS Wheel Speed Sensor	2.0L, 2.5L	Active, Base, Bicentenario, Comfortline, Highline, S, SE, SEL, Sport, Sportline, Style, TDI, TDI Comfortline, TDI Highline, Trendline	Front Right	ABS1414
Jetta	ABS Wheel Speed Sensor	2.0L, 2.5L	Base, Comfortline, Highline, S, SE, SEL, Sportline, TDI, TDI Comfortline, TDI Highline, Trendline	Rear Left, 4-Wheel ABS	ABS1415-HU
Jetta	ABS Wheel Speed Sensor	2.0L, 2.5L	Base, Comfortline, Highline, S, SE, SEL, Sportline, TDI, TDI Comfortline, TDI Highline, Trendline	Rear Right, 4-Wheel ABS	ABS1416-HU
Jetta	Voltage Regulator	2.0L, 2.5L	Active, Base, Bicentenario, Comfortline, Highline, S, SE, SEL, Sport, Sportline, Style, TDI, TDI Comfortline, TDI Highline, Trendline	140A BOSCH	ALR0400-HU
Jetta	Voltage Regulator	2.0L, 2.5L	Active, Base, Bicentenario, Comfortline, Highline, S, SE, SEL, Sport, Sportline, Style, TDI, TDI Comfortline, TDI Highline, Trendline		ALR0573
Jetta	Engine Camshaft Position Sensor	2.5L	Active, Bicentenario, Comfortline, Highline, S, SE, SEL, Sport, Sportline, Style		CPS7389-HU
Jetta	Engine Crankshaft Position Sensor	2.0L	TDI, TDI Comfortline, TDI Highline		CPS8080HU-D
Jetta	Engine Camshaft Position Sensor	2.0L	Base, Comfortline, Highline, S, Sportline, Trendline		CPS8158HU-D
Jetta	Engine Crankshaft Position Sensor	2.0L	Base, Comfortline, Highline, S, Sportline, Trendline		CPS8161HU-D
Jetta	Fuel Pump Driver Module	2.0L, 2.5L	Active, Base, Bicentenario, Comfortline, Highline, S, SE, SEL, Sport, Sportline, Style, TDI, TDI Comfortline, TDI Highline, Trendline	Sedan	FPC2900-HU

Vehicle	Part Type	Engine Size	Trim	Note(s)	Part Number
<b>2011 Volkswagen (cont'd)</b>					
Jetta	Fuel Pump Driver Module	2.0L, 2.5L	Comfortline, Highline, S, SE, Sportline, TDI, TDI Comfortline, TDI Highline, Trendline	Wagon	FPC2900-HU
Jetta	Fuel Pump Module Assembly	2.5L	Active, Bicentenario, Comfortline, Highline, S, SE, SEL, Sport, Sportline, Style	Fuel sys. for carburetor gasoline eng. w/ injector system w/o fuel return	FUP3377-HU
Jetta	Fuel Pump Module Assembly	2.0L	TDI, TDI Comfortline, TDI Highline	SPECIAL ORDER ONLY	FUP3386-D
Jetta	Fuel Pump Module Assembly	2.5L	Active, Bicentenario, Comfortline, Highline, S, SE, SEL, Sport, Sportline, Style	Fuel system for fuel-injected engine	FUP3390-HU
Jetta	HVAC Blower Control Module	2.0L, 2.5L	Active, Base, Bicentenario, Comfortline, Highline, S, SE, SEL, Sport, Sportline, Style, TDI, TDI Comfortline, TDI Highline, Trendline		HVC2536-HU
Jetta	Ignition Coil	2.0L	Base, Comfortline, Highline, S, Sportline, Trendline		IGC0133
Jetta	Spark Plug Wire	2.0L	Base, Comfortline, Highline, S, Sportline, Trendline	cylinders 1-4, CBPA, SPECIAL ORDER ONLY	SPW4792HU-D
Passat CC	Fuel Pump	2.0L	CC		FUP3058
Passat CC	Direct Injection High Pressure Fuel Pump	3.6L	CC	To 05/30/2011, Actual OE, EXTERNAL HIGH-PRESSURE PUMP	HPP0014
Passat CC	Direct Injection High Pressure Fuel Pump	3.6L	CC	From 05/30/2011, Actual OE, EXTERNAL HIGH-PRESSURE PUMP	HPP0015
Tiguan	ABS Wheel Speed Sensor	2.0L	Comfortline, Highline, Native, S, SE, SEL, Track & Fun, Trendline	Front Left	ABS1413
Tiguan	ABS Wheel Speed Sensor	2.0L	Comfortline, Highline, S, SE, SEL, Trendline	Rear Left, 4-Wheel ABS, AWD	ABS1413
Tiguan	ABS Wheel Speed Sensor	2.0L	Track & Fun	Rear Left, AWD	ABS1413
Tiguan	ABS Wheel Speed Sensor	2.0L	Comfortline, Highline, Native, S, SE, SEL, Track & Fun, Trendline	Front Right	ABS1414
Tiguan	ABS Wheel Speed Sensor	2.0L	Comfortline, Highline, S, SE, SEL, Trendline	Rear Right, 4-Wheel ABS, AWD	ABS1414
Tiguan	ABS Wheel Speed Sensor	2.0L	Track & Fun	Rear Right, AWD	ABS1414

Vehicle	Part Type	Engine Size	Trim	Note(s)	Part Number
<b>2011 Volkswagen (cont'd)</b>					
Tiguan	ABS Wheel Speed Sensor	2.0L	Comfortline, Highline, S, SE, SEL, Trendline	Rear Left, 4-Wheel ABS, FWD	ABS1415-HU
Tiguan	ABS Wheel Speed Sensor	2.0L	Comfortline, Highline, S, SE, SEL, Trendline	Rear Right, 4-Wheel ABS, FWD	ABS1416-HU
Tiguan	Voltage Regulator	2.0L	Comfortline, Highline, Native, S, SE, SEL, Track & Fun, Trendline		ALR0573
Tiguan	Engine Camshaft Position Sensor	2.0L	Comfortline, Highline, Native, S, SE, SEL, Track & Fun, Trendline		CPS7386-HU
Tiguan	Fuel Pump Driver Module	2.0L	Comfortline, Highline, Native, S, SE, SEL, Track & Fun, Trendline		FPC2923-HU
Tiguan	Fuel Pump	2.0L	Comfortline, Highline, S, SE, SEL, Trendline		FUP3058
Tiguan	HVAC Blower Control Module	2.0L	Comfortline, Highline, Native, S, SE, SEL, Track & Fun, Trendline		HVC2536-HU
Tiguan	Mass Air Flow Sensor	2.0L	Comfortline, Highline, S, SE, SEL, Trendline	CCTA, Actual OE	MAF0051
Touareg	ABS Wheel Speed Sensor	3.0L, 3.6L	Base, Comfortline, Execline, Highline, Hybrid, TDI, VR6	Front Left	ABS1444-HU
Touareg	ABS Wheel Speed Sensor	3.0L, 3.6L	Base, Comfortline, Execline, Highline, Hybrid, TDI, VR6	Front Right	ABS1444-HU
Touareg	ABS Wheel Speed Sensor	3.0L, 3.6L	Base, Comfortline, Execline, Highline, Hybrid, TDI, VR6	Rear Left	ABS1444-HU
Touareg	ABS Wheel Speed Sensor	3.0L, 3.6L	Base, Comfortline, Execline, Highline, Hybrid, TDI, VR6	Rear Right	ABS1444-HU
Touareg	Voltage Regulator	3.0L, 3.6L	Base, Comfortline, Execline, Highline, Hybrid, TDI, VR6	SPECIAL ORDER ONLY	ALR0409HU-D
Touareg	Engine Camshaft Position Sensor	3.6L	Comfortline, Execline, Highline, VR6		CPS7385HU-D
Touareg	Engine Camshaft Position Sensor	3.0L	Base, Hybrid, TDI		CPS7386-HU
Touareg	Diesel Glow Plug Relay	3.0L	Base, TDI	DIESEL, CATA, Sport Utility, SPECIAL ORDER ONLY	GLP2129-D
Touareg	Direct Injection High Pressure Fuel Pump	4.2L	Base	Left, MEX, Actual OE, EXTERNAL HIGH-PRESSURE PUMP	HPP0005
Touareg	Direct Injection High Pressure Fuel Pump	4.2L	Base	Right, MEX, Actual OE, EXTERNAL HIGH-PRESSURE PUMP	HPP0006

Vehicle	Part Type	Engine Size	Trim	Note(s)	Part Number
<b>2011 Volkswagen (cont'd)</b>					
Touareg	Direct Injection High Pressure Fuel Pump	3.6L	Base, Comfortline, Execline, Highline, VR6	Actual OE, EXTERNAL HIGH-PRESSURE PUMP	HPP0015
Touareg	Ignition Coil	3.0L	Hybrid		IGC3831
Touareg	Mass Air Flow Sensor	3.0L	Base, TDI	DIESEL, Actual OE	MAF0030
Touareg	Manifold Absolute Pressure Sensor	3.0L	Base, TDI		PRS8214-HU
<b>2012 Volkswagen</b>					
Amarok	Fuel Pump	2.0L	Entry, Highline, Startline		FUP3058
Beetle	ABS Wheel Speed Sensor	2.0L, 2.5L	Base, Comfortline, Highline, Premiere, Sport, Sportline, Turbo	Front Left	ABS1413
Beetle	ABS Wheel Speed Sensor	2.0L, 2.5L	Base, Comfortline, Highline, Premiere, Sport, Sportline, Turbo	Front Right	ABS1414
Beetle	ABS Wheel Speed Sensor	2.0L, 2.5L	Base, Comfortline, Highline, Premiere, Sportline, Turbo	Rear Left, 4-Wheel ABS	ABS1415-HU
Beetle	ABS Wheel Speed Sensor	2.0L, 2.5L	Base, Comfortline, Highline, Premiere, Sportline, Turbo	Rear Right, 4-Wheel ABS	ABS1416-HU
Beetle	Voltage Regulator	2.0L, 2.5L	Base, Comfortline, Highline, Premiere, Sport, Sportline, Turbo	140A BOSCH	ALR0400-HU
Beetle	Voltage Regulator	2.0L, 2.5L	Base, Comfortline, Highline, Premiere, Sport, Sportline, Turbo		ALR0573
Beetle	Engine Camshaft Position Sensor	2.0L	Sportline, Turbo		CPS7386-HU
Beetle	Engine Camshaft Position Sensor	2.5L	Base, Comfortline, Highline, Premiere, Sport		CPS7389-HU
Beetle	Fuel Pump Driver Module	2.0L, 2.5L	Base, Comfortline, Highline, Premiere, Sport, Sportline, Turbo	Hatchback	FPC2900-HU
Beetle	Fuel Pump	2.0L	Sportline, Turbo	GAS, CBFA	FUP3058
Beetle	Fuel Pump	2.0L	Sportline, Turbo	GAS, CCTA	FUP3058
Beetle	Fuel Pump Module Assembly	2.0L, 2.5L	Base, Comfortline, Highline, Premiere, Sport, Sportline, Turbo	Fuel sys. for carburetor gasoline eng. w/ injector system w/o fuel return	FUP3377-HU
Beetle	Fuel Pump Module Assembly	2.0L, 2.5L	Base, Comfortline, Highline, Premiere, Sport, Sportline, Turbo	Fuel system for fuel-injected engine	FUP3390-HU
Beetle	HVAC Blower Control Module	2.0L, 2.5L	Base, Comfortline, Highline, Premiere, Sport, Sportline, Turbo		HVC2536-HU

Vehicle	Part Type	Engine Size	Trim	Note(s)	Part Number
<b>2012 Volkswagen (cont'd)</b>					
Beetle	Mass Air Flow Sensor	2.0L	Sportline, Turbo	Actual OE	MAF0051
CC	ABS Wheel Speed Sensor	2.0L, 3.6L	Executive, Highline, Lux, Lux Limited, Lux Plus, R-Line, Sport, Sportline	Front Left	ABS1413
CC	ABS Wheel Speed Sensor	2.0L, 3.6L	Executive, Highline, Lux, Lux Limited, Lux Plus, R-Line, Sport, Sportline	Front Right	ABS1414
CC	ABS Wheel Speed Sensor	2.0L	Highline, Lux, Lux Limited, Lux Plus, R-Line, Sport, Sportline	Rear Left, FWD, SPECIAL ORDER ONLY	ABS1445HU-D
CC	ABS Wheel Speed Sensor	3.6L	Executive	Rear Left, AWD, SPECIAL ORDER ONLY	ABS1446HU-D
CC	ABS Wheel Speed Sensor	3.6L	Executive	Rear Right, AWD, SPECIAL ORDER ONLY	ABS1448HU-D
CC	Voltage Regulator	2.0L, 3.6L	Executive, Highline, Lux, Lux Limited, Lux Plus, R-Line, Sport, Sportline	140A BOSCH	ALR0400-HU
CC	Voltage Regulator	2.0L, 3.6L	Executive, Highline, Lux, Lux Limited, Lux Plus, R-Line, Sport, Sportline	Manufacturer : BOSCH, SPECIAL ORDER ONLY	ALR0411HU-D
CC	Voltage Regulator	2.0L, 3.6L	Executive, Highline, Lux, Lux Limited, Lux Plus, R-Line, Sport, Sportline	Manufacturer : VALEO, SPECIAL ORDER ONLY	ALR0412HU-D
CC	Voltage Regulator	2.0L	Highline, Lux, Lux Limited, Lux Plus, R-Line, Sport, Sportline		ALR0573
CC	Engine Camshaft Position Sensor	3.6L	Executive		CPS7385HU-D
CC	Engine Camshaft Position Sensor	2.0L	Highline, R-Line, Sportline	CAN	CPS7386-HU
CC	Engine Camshaft Position Sensor	2.0L	Lux, Lux Limited, Lux Plus, R-Line, Sport	USA	CPS7386-HU
CC	Fuel Pump Driver Module	2.0L	Highline, R-Line, Sportline	CAN, CBFA	FPC2900-HU
CC	Fuel Pump Driver Module	2.0L	Highline, R-Line, Sportline	CAN, CCTA	FPC2900-HU
CC	Fuel Pump Driver Module	2.0L	Lux, Lux Limited, Lux Plus, R-Line, Sport	USA, CBFA	FPC2900-HU
CC	Fuel Pump Driver Module	2.0L	Lux, Lux Limited, Lux Plus, R-Line, Sport	USA, CCTA	FPC2900-HU
CC	Fuel Pump Driver Module	3.6L	Executive	USA, CNNA	FPC2921-HU
CC	Fuel Pump	2.0L	Highline, Lux, Lux Limited, Lux Plus, R-Line, Sport, Sportline		FUP3058

Vehicle	Part Type	Engine Size	Trim	Note(s)	Part Number
<b>2012 Volkswagen (cont'd)</b>					
CC	Direct Injection High Pressure Fuel Pump	3.6L	Executive	Actual OE, EXTERNAL HIGH-PRESSURE PUMP	HPP0015
CC	HVAC Blower Control Module	2.0L, 3.6L	Executive, Highline, Lux, Lux Limited, Lux Plus, R-Line, Sport, Sportline		HVC2536-HU
CC	Mass Air Flow Sensor	2.0L	Highline, Lux, Lux Limited, Lux Plus, R-Line, Sport, Sportline	CBFA, Actual OE	MAF0051
CC	Mass Air Flow Sensor	2.0L	Highline, Lux, Lux Limited, Lux Plus, R-Line, Sport, Sportline	CCTA, Actual OE	MAF0051
Eos	ABS Wheel Speed Sensor	2.0L	Comfortline, Executive, Highline, Komfort, Lux	Front Left	ABS1413
Eos	ABS Wheel Speed Sensor	2.0L	Comfortline, Executive, Highline, Komfort, Lux	Front Right	ABS1414
Eos	ABS Wheel Speed Sensor	2.0L	Comfortline, Executive, Highline, Komfort, Lux	PR-7X0; PR-7X1, Rear Left, 4-Wheel ABS, FWD	ABS1415-HU
Eos	ABS Wheel Speed Sensor	2.0L	Comfortline, Executive, Highline, Komfort, Lux	PR-7X0; PR-7X1, Rear Right, 4-Wheel ABS, FWD	ABS1416-HU
Eos	ABS Wheel Speed Sensor	2.0L	Comfortline, Executive, Highline, Komfort, Lux	PR-7X5, Rear, 4-Wheel ABS, FWD	ABS1444-HU
Eos	ABS Wheel Speed Sensor	2.0L	Comfortline, Executive, Highline, Komfort, Lux	PR-7X5, Rear Left, 4-Wheel ABS, FWD, SPECIAL ORDER ONLY	ABS1445HU-D
Eos	Engine Camshaft Position Sensor	2.0L	Comfortline, Executive, Highline, Komfort, Lux		CPS7386-HU
Eos	Fuel Pump Driver Module	2.0L	Comfortline, Executive, Highline, Komfort, Lux		FPC2900-HU
Eos	Fuel Pump	2.0L	Comfortline, Executive, Highline, Komfort, Lux	GAS, CBFA	FUP3058
Eos	Fuel Pump	2.0L	Comfortline, Executive, Highline, Komfort, Lux	GAS, CCTA	FUP3058
Eos	Fuel Pump Module Assembly	2.0L	Comfortline, Executive, Highline, Komfort, Lux		FUP3390-HU
Eos	Mass Air Flow Sensor	2.0L	Comfortline, Executive, Highline, Komfort, Lux	CBFA, Actual OE	MAF0051
Eos	Mass Air Flow Sensor	2.0L	Comfortline, Executive, Highline, Komfort, Lux	CCTA, Actual OE	MAF0051
Golf	ABS Wheel Speed Sensor	2.0L, 2.5L	Base, Comfortline, Comfortline TDI, Highline, Highline TDI, Sportline, TDI, Trendline	Front Left	ABS1413
Golf	ABS Wheel Speed Sensor	2.0L, 2.5L	Base, Comfortline, Comfortline TDI, Highline, Highline TDI, Sportline, TDI, Trendline	Front Right	ABS1414

Vehicle	Part Type	Engine Size	Trim	Note(s)	Part Number
<b>2012 Volkswagen (cont'd)</b>					
Golf	ABS Wheel Speed Sensor	2.5L	Base, Comfortline, Highline, Sportline, Trendline	Rear Left, 4-Wheel ABS	ABS1415-HU
Golf	ABS Wheel Speed Sensor	2.0L	Comfortline TDI, Highline TDI, TDI	Rear Left, 4-Wheel ABS, FWD	ABS1415-HU
Golf	ABS Wheel Speed Sensor	2.5L	Base, Comfortline, Highline, Sportline, Trendline	Rear Right, 4-Wheel ABS	ABS1416-HU
Golf	ABS Wheel Speed Sensor	2.0L	Comfortline TDI, Highline TDI, TDI	Rear Right, 4-Wheel ABS, FWD	ABS1416-HU
Golf	Voltage Regulator	2.0L, 2.5L	Base, Comfortline, Comfortline TDI, Highline, Highline TDI, Sportline, TDI, Trendline	140A BOSCH	ALR0400-HU
Golf	Voltage Regulator	2.0L, 2.5L	Base, Comfortline, Comfortline TDI, Highline, Highline TDI, Sportline, TDI, Trendline		ALR0573
Golf	Engine Camshaft Position Sensor	2.5L	Base, Comfortline, Highline, Sportline, Trendline		CPS7389-HU
Golf	Engine Crankshaft Position Sensor	2.0L	Comfortline TDI, Highline TDI, TDI		CPS8080HU-D
Golf	Fuel Pump Driver Module	2.0L, 2.5L	Base, Comfortline, Comfortline TDI, Highline, Highline TDI, Sportline, TDI, Trendline	Hatchback	FPC2900-HU
Golf	Fuel Pump Driver Module	2.0L, 2.5L	Comfortline, Comfortline TDI, Highline TDI, Trendline	Wagon	FPC2900-HU
Golf	Fuel Pump Module Assembly	2.5L	Base, Comfortline, Highline, Sportline, Trendline	OTTO ENGINE	FUP3377-HU
Golf	Fuel Pump Module Assembly	2.0L	Comfortline TDI, Highline TDI, TDI	Hatchback, SPECIAL ORDER ONLY	FUP3386-D
Golf	Fuel Pump Module Assembly	2.0L	Comfortline TDI, Highline TDI	Wagon, SPECIAL ORDER ONLY	FUP3386-D
Golf	Fuel Pump Module Assembly	2.5L	Base, Comfortline, Highline, Sportline, Trendline	FSI	FUP3390-HU
Golf	Diesel Glow Plug Relay	2.0L	Comfortline TDI, Highline TDI, TDI	DIESEL, CJAA, Hatchback	GLP2106
Golf	Diesel Glow Plug Relay	2.0L	Comfortline TDI, Highline TDI	DIESEL, CJAA, Wagon	GLP2106
Golf	HVAC Blower Control Module	2.0L, 2.5L	Base, Comfortline, Comfortline TDI, Highline, Highline TDI, Sportline, TDI, Trendline		HVC2536-HU
Golf R	HVAC Blower Control Module	2.0L	Base		HVC2536-HU

Vehicle	Part Type	Engine Size	Trim	Note(s)	Part Number
<b>2012 Volkswagen (cont'd)</b>					
Golf R	Mass Air Flow Sensor	2.0L	Base	Actual OE	MAF0052
GTI	ABS Wheel Speed Sensor	2.0L	Base	Front Left	ABS1413
GTI	ABS Wheel Speed Sensor	2.0L	Base	Front Right	ABS1414
GTI	ABS Wheel Speed Sensor	2.0L	Base	Rear Left, 4-Wheel ABS	ABS1415-HU
GTI	ABS Wheel Speed Sensor	2.0L	Base	Rear Right, 4-Wheel ABS	ABS1416-HU
GTI	Voltage Regulator	2.0L	Base	140A BOSCH	ALR0400-HU
GTI	Voltage Regulator	2.0L	Base		ALR0573
GTI	Engine Camshaft Position Sensor	2.0L	Base		CPS7386-HU
GTI	Fuel Pump Driver Module	2.0L	Base	Hatchback	FPC2900-HU
GTI	Fuel Pump	2.0L	Base		FUP3058
GTI	Fuel Pump Module Assembly	2.0L	Base	OTTO ENGINE	FUP3377-HU
GTI	Fuel Pump Module Assembly	2.0L	Base	FSI	FUP3390-HU
GTI	HVAC Blower Control Module	2.0L	Base		HVC2536-HU
GTI	Mass Air Flow Sensor	2.0L	Base	Actual OE	MAF0051
Jetta	ABS Wheel Speed Sensor	2.0L, 2.5L	Active, Comfortline, Comfortline TDI, GLI, Highline, Highline TDI, S, SE, SEL, Sport, Sportline, Style, TDI, TDI Premium, Trendline	Front Left	ABS1413
Jetta	ABS Wheel Speed Sensor	2.0L, 2.5L	Active, Comfortline, Comfortline TDI, GLI, Highline, Highline TDI, S, SE, SEL, Sport, Sportline, Style, TDI, TDI Premium, Trendline	Front Right	ABS1414
Jetta	ABS Wheel Speed Sensor	2.0L, 2.5L	Comfortline, Comfortline TDI, GLI, Highline, Highline TDI, S, SE, SEL, Sportline, TDI, TDI Premium, Trendline	Rear Left, 4-Wheel ABS	ABS1415-HU
Jetta	ABS Wheel Speed Sensor	2.0L, 2.5L	Comfortline, Comfortline TDI, GLI, Highline, Highline TDI, S, SE, SEL, Sportline, TDI, TDI Premium, Trendline	Rear Right, 4-Wheel ABS	ABS1416-HU



Vehicle	Part Type	Engine Size	Trim	Note(s)	Part Number
<b>2012 Volkswagen (cont'd)</b>					
Jetta	Voltage Regulator	2.0L, 2.5L	Active, Comfortline, Comfortline TDI, GLI, Highline, Highline TDI, S, SE, SEL, Sport, Sportline, Style, TDI, TDI Premium, Trendline	140A BOSCH	ALR0400-HU
Jetta	Voltage Regulator	2.0L, 2.5L	Active, Comfortline, Comfortline TDI, GLI, Highline, Highline TDI, S, SE, SEL, Sport, Sportline, Style, TDI, TDI Premium, Trendline		ALR0573
Jetta	Engine Camshaft Position Sensor	2.0L	Comfortline TDI, Highline TDI, TDI, TDI Premium		CPS7386-HU
Jetta	Engine Camshaft Position Sensor	2.0L	GLI	CBFA	CPS7386-HU
Jetta	Engine Camshaft Position Sensor	2.0L	GLI	CCTA	CPS7386-HU
Jetta	Engine Camshaft Position Sensor	2.5L	Active, Comfortline, Highline, S, SE, SEL, Sport, Sportline, Style		CPS7389-HU
Jetta	Engine Crankshaft Position Sensor	2.0L	Comfortline TDI, Highline TDI, TDI, TDI Premium		CPS8080HU-D
Jetta	Engine Camshaft Position Sensor	2.0L	S, Trendline	CBPA	CPS8158HU-D
Jetta	Engine Crankshaft Position Sensor	2.0L	GLI, S, Trendline		CPS8161HU-D
Jetta	Fuel Pump Driver Module	2.0L, 2.5L	Active, Comfortline, Comfortline TDI, GLI, Highline, Highline TDI, S, SE, SEL, Sport, Sportline, Style, TDI, TDI Premium, Trendline	Sedan	FPC2900-HU
Jetta	Fuel Pump Driver Module	2.0L, 2.5L	Comfortline, Comfortline TDI, Highline, Highline TDI, S, SE, Sportline, TDI, Trendline	Wagon	FPC2900-HU
Jetta	Fuel Pump Module Assembly	2.5L	Active, Comfortline, Highline, S, SE, SEL, Sport, Sportline, Style	Fuel sys. for carburetor gasoline eng. w/ injector system w/o fuel return	FUP3377-HU
Jetta	Fuel Pump Module Assembly	2.0L	Comfortline TDI, GLI, Highline TDI, S, TDI, TDI Premium, Trendline	SPECIAL ORDER ONLY	FUP3386-D
Jetta	Fuel Pump Module Assembly	2.5L	Active, Comfortline, Highline, S, SE, SEL, Sport, Sportline, Style	Fuel system for fuel-injected engine	FUP3390-HU

Vehicle	Part Type	Engine Size	Trim	Note(s)	Part Number
<b>2012 Volkswagen (cont'd)</b>					
Jetta	HVAC Blower Control Module	2.0L, 2.5L	Active, Comfortline, Comfortline TDI, GLI, Highline, Highline TDI, S, SE, SEL, Sport, Sportline, Style, TDI, TDI Premium, Trendline		HVC2536-HU
Jetta	Ignition Coil	2.0L	GLI, S, Trendline		IGC0133
Jetta	Mass Air Flow Sensor	2.0L	GLI	CBFA, Actual OE	MAF0051
Jetta	Mass Air Flow Sensor	2.0L	S, Trendline	CBPA, Actual OE	MAF0051
Jetta	Mass Air Flow Sensor	2.0L	GLI	CCTA, Actual OE	MAF0051
Jetta	Spark Plug Wire	2.0L	S, Trendline	cylinders 1-4, CBPA, SPECIAL ORDER ONLY	SPW4792HU-D
Passat	ABS Wheel Speed Sensor	2.0L, 2.5L, 3.6L	Comfortline, Comfortline TDI, Highline, Highline TDI, S, SE, SEL, SEL Premium, Sportline, TDI SE, TDI SEL, Trendline, Trendline TDI	Front Left	ABS1413
Passat	ABS Wheel Speed Sensor	2.0L, 2.5L, 3.6L	Comfortline, Comfortline TDI, Highline, Highline TDI, S, SE, SEL, SEL Premium, Sportline, TDI SE, TDI SEL, Trendline, Trendline TDI	Front Right	ABS1414
Passat	ABS Wheel Speed Sensor	2.0L, 2.5L, 3.6L	Comfortline, Comfortline TDI, Highline, Highline TDI, S, SE, SEL, SEL Premium, TDI SE, TDI SEL, Trendline, Trendline TDI	Rear Left, 4-Wheel ABS	ABS1415-HU
Passat	ABS Wheel Speed Sensor	2.0L, 2.5L, 3.6L	Comfortline, Comfortline TDI, Highline, Highline TDI, S, SE, SEL, SEL Premium, TDI SE, TDI SEL, Trendline, Trendline TDI	Rear Right, 4-Wheel ABS	ABS1416-HU
Passat	Voltage Regulator	2.5L, 3.6L	Comfortline, Highline, S, SE, SEL, SEL Premium, Sportline, Trendline		ALR0573
Passat	Engine Camshaft Position Sensor	3.6L	Highline, SE, SEL Premium, Trendline		CPS7385HU-D
Passat	Engine Camshaft Position Sensor	2.5L	Comfortline, Highline, S, SE, SEL, SEL Premium, Sportline, Trendline		CPS7389-HU
Passat	Engine Crankshaft Position Sensor	2.0L	Comfortline TDI, Highline TDI, TDI SE, TDI SEL, Trendline TDI		CPS8080HU-D

Vehicle	Part Type	Engine Size	Trim	Note(s)	Part Number
<b>2012 Volkswagen (cont'd)</b>					
Passat	Fuel Pump Driver Module	2.0L, 2.5L, 3.6L	Comfortline, Comfortline TDI, Highline, Highline TDI, S, SE, SEL, SEL Premium, Sportline, TDI SE, TDI SEL, Trendline, Trendline TDI		FPC2921-HU
Passat	Fuel Pump Module Assembly	2.5L, 3.6L	Base, Comfortline, Highline, S, SE, SEL, SEL Premium, Sportline, Trendline	With OE No. 3AA 919 051 C	FUP3361
Passat	Diesel Glow Plug Relay	2.0L	Comfortline TDI, Highline TDI, TDI SE, TDI SEL, Trendline TDI	DIESEL, CKRA, Sedan, SPECIAL ORDER ONLY	GLP2129-D
Passat	Direct Injection High Pressure Fuel Pump	3.6L	Highline, SE, SEL Premium, Trendline	CDVB, Actual OE, EXTERNAL HIGH-PRESSURE PUMP	HPP0015
Passat	HVAC Blower Control Module	2.0L, 2.5L, 3.6L	Comfortline, Comfortline TDI, Highline, Highline TDI, S, SE, SEL, SEL Premium, Sportline, TDI SE, TDI SEL, Trendline, Trendline TDI		HVC2536-HU
Passat CC	Fuel Pump	2.0L	CC		FUP3058
Passat CC	Direct Injection High Pressure Fuel Pump	3.6L	CC	From 05/30/2011, Actual OE, EXTERNAL HIGH-PRESSURE PUMP	HPP0015
Tiguan	ABS Wheel Speed Sensor	2.0L	Comfortline, Highline, S, SE, SEL, Trendline	For vehicles W/ Cruise control system (CCS) electronic, Rear Left, 4-Wheel ABS, AWD	ABS1413
Tiguan	ABS Wheel Speed Sensor	2.0L	Track & Fun	For vehicles W/ Cruise control system (CCS) electronic, Rear Left, AWD	ABS1413
Tiguan	ABS Wheel Speed Sensor	2.0L	Comfortline, Highline, Native, S, SE, SEL, Sport & Style, Track & Fun, Trendline	Front Left	ABS1413
Tiguan	ABS Wheel Speed Sensor	2.0L	Comfortline, Highline, S, SE, SEL, Trendline	For vehicles W/ Cruise control system (CCS) electronic, Rear Right, 4-Wheel ABS, AWD	ABS1414
Tiguan	ABS Wheel Speed Sensor	2.0L	Track & Fun	For vehicles W/ Cruise control system (CCS) electronic, Rear Right, AWD	ABS1414

Vehicle	Part Type	Engine Size	Trim	Note(s)	Part Number
<b>2012 Volkswagen (cont'd)</b>					
Tiguan	ABS Wheel Speed Sensor	2.0L	Comfortline, Highline, Native, S, SE, SEL, Sport & Style, Track & Fun, Trendline	Front Right	ABS1414
Tiguan	ABS Wheel Speed Sensor	2.0L	Comfortline, Highline, S, SE, SEL, Trendline	For vehicles Without Parallel parking assistant, Rear Left, 4-Wheel ABS, AWD	ABS1415-HU
Tiguan	ABS Wheel Speed Sensor	2.0L	Comfortline, Highline, S, SE, SEL, Trendline	For vehicles Without Parallel parking assistant, Rear Left, 4-Wheel ABS, FWD	ABS1415-HU
Tiguan	ABS Wheel Speed Sensor	2.0L	Comfortline, Highline, S, SE, SEL, Trendline	For vehicles Without Parallel parking assistant, Rear Right, 4-Wheel ABS, AWD	ABS1416-HU
Tiguan	ABS Wheel Speed Sensor	2.0L	Comfortline, Highline, S, SE, SEL, Trendline	For vehicles Without Parallel parking assistant, Rear Right, 4-Wheel ABS, FWD	ABS1416-HU
Tiguan	ABS Wheel Speed Sensor	2.0L	Comfortline, Highline, S, SE, SEL, Trendline	For vehicles With Parallel parking assistant, Rear, 4-Wheel ABS, FWD	ABS1444-HU
Tiguan	ABS Wheel Speed Sensor	2.0L	Native, Sport & Style, Track & Fun	For vehicles With Parallel parking assistant, Rear, FWD	ABS1444-HU
Tiguan	ABS Wheel Speed Sensor	2.0L	Comfortline, Highline, S, SE, SEL, Trendline	For vehicles With Parallel parking assistant, Rear Left, 4-Wheel ABS, FWD, SPECIAL ORDER ONLY	ABS1445HU-D
Tiguan	ABS Wheel Speed Sensor	2.0L	Native, Sport & Style, Track & Fun	For vehicles With Parallel parking assistant, Rear Left, FWD, SPECIAL ORDER ONLY	ABS1445HU-D
Tiguan	ABS Wheel Speed Sensor	2.0L	Comfortline, Highline, S, SE, SEL, Trendline	For vehicles With Parallel parking assistant, Rear Left, 4-Wheel ABS, AWD, SPECIAL ORDER ONLY	ABS1446HU-D

Vehicle	Part Type	Engine Size	Trim	Note(s)	Part Number
<b>2012 Volkswagen (cont'd)</b>					
Tiguan	ABS Wheel Speed Sensor	2.0L	Track & Fun	For vehicles With Parallel parking assistant, Rear Left, AWD, SPECIAL ORDER ONLY	ABS1446HU-D
Tiguan	ABS Wheel Speed Sensor	2.0L	Comfortline, Highline, S, SE, SEL, Trendline	For vehicles With Parallel parking assistant, Rear Right, 4-Wheel ABS, AWD, SPECIAL ORDER ONLY	ABS1448HU-D
Tiguan	ABS Wheel Speed Sensor	2.0L	Track & Fun	For vehicles With Parallel parking assistant, Rear Right, AWD, SPECIAL ORDER ONLY	ABS1448HU-D
Tiguan	Engine Camshaft Position Sensor	2.0L	Comfortline, Highline, Native, S, SE, SEL, Sport & Style, Track & Fun, Trendline		CPS7386-HU
Tiguan	Fuel Pump Driver Module	2.0L	Comfortline, Highline, Native, S, SE, SEL, Sport & Style, Track & Fun, Trendline	For Vehicle With Activated carbon canister [1E1]	FPC2904-HU
Tiguan	Fuel Pump Driver Module	2.0L	Comfortline, Highline, Native, S, SE, SEL, Sport & Style, Track & Fun, Trendline	For Vehicle With Activated charcoal canister acc. to ORVR and siphoning device for filling up [1E4]	FPC2923-HU
Tiguan	Fuel Pump	2.0L	Comfortline, Highline, S, SE, SEL, Trendline		FUP3058
Tiguan	HVAC Blower Control Module	2.0L	Comfortline, Highline, Native, S, SE, SEL, Sport & Style, Track & Fun, Trendline		HVC2536-HU
Tiguan	Mass Air Flow Sensor	2.0L	Native, Sport & Style, Track & Fun	Actual OE	MAF0051
Tiguan	Mass Air Flow Sensor	2.0L	Comfortline, Highline, S, SE, SEL, Trendline	CCTA, Actual OE	MAF0051
Touareg	ABS Wheel Speed Sensor	3.0L, 3.6L	Base, Comfortline, Comfortline TDI, Execline, Execline TDI, Highline, Highline TDI, Hybrid, TDI Executive, TDI Lux, TDI Sport, V6 Executive, V6 Lux, V6 Sport	Front Left	ABS1444-HU

Vehicle	Part Type	Engine Size	Trim	Note(s)	Part Number
<b>2012 Volkswagen (cont'd)</b>					
Touareg	ABS Wheel Speed Sensor	3.0L, 3.6L	Base, Comfortline, Comfortline TDI, Execline, Execline TDI, Highline, Highline TDI, Hybrid, TDI Executive, TDI Lux, TDI Sport, V6 Executive, V6 Lux, V6 Sport	Front Right	ABS1444-HU
Touareg	ABS Wheel Speed Sensor	3.0L, 3.6L	Base, Comfortline, Comfortline TDI, Execline, Execline TDI, Highline, Highline TDI, Hybrid, TDI Executive, TDI Lux, TDI Sport, V6 Executive, V6 Lux, V6 Sport	Rear Left	ABS1444-HU
Touareg	ABS Wheel Speed Sensor	3.0L, 3.6L	Base, Comfortline, Comfortline TDI, Execline, Execline TDI, Highline, Highline TDI, Hybrid, TDI Executive, TDI Lux, TDI Sport, V6 Executive, V6 Lux, V6 Sport	Rear Right	ABS1444-HU
Touareg	Voltage Regulator	3.0L, 3.6L	Base, Comfortline, Comfortline TDI, Execline, Execline TDI, Highline, Highline TDI, Hybrid, TDI Executive, TDI Lux, TDI Sport, V6 Executive, V6 Lux, V6 Sport	SPECIAL ORDER ONLY	ALR0409HU-D
Touareg	Engine Camshaft Position Sensor	3.6L	Comfortline, Execline, Highline, V6 Executive, V6 Lux, V6 Sport		CPS7385HU-D
Touareg	Engine Camshaft Position Sensor	3.0L	Base, Comfortline TDI, Execline TDI, Highline TDI, Hybrid, TDI Executive, TDI Lux, TDI Sport		CPS7386-HU
Touareg	Diesel Glow Plug Relay	3.0L	Base, Comfortline TDI, Execline TDI, Highline TDI, TDI Executive, TDI Lux, TDI Sport	DIESEL, CATA, Sport Utility, SPECIAL ORDER ONLY	GLP2129-D
Touareg	Direct Injection High Pressure Fuel Pump	4.2L	Base	Left, MEX, Actual OE, EXTERNAL HIGH-PRESSURE PUMP	HPP0005
Touareg	Direct Injection High Pressure Fuel Pump	4.2L	Base	Right, MEX, Actual OE, EXTERNAL HIGH-PRESSURE PUMP	HPP0006
Touareg	Direct Injection High Pressure Fuel Pump	3.6L	Base, Comfortline, Execline, Highline, V6 Executive, V6 Lux, V6 Sport	Actual OE, EXTERNAL HIGH-PRESSURE PUMP	HPP0015
Touareg	Ignition Coil	3.0L	Hybrid		IGC3831

Vehicle	Part Type	Engine Size	Trim	Note(s)	Part Number
<b>2012 Volkswagen (cont'd)</b>					
Touareg	Mass Air Flow Sensor	3.0L	Base, Comfortline TDI, Execline TDI, Highline TDI, TDI Executive, TDI Lux, TDI Sport	DIESEL, Actual OE	MAF0030
Touareg	Manifold Absolute Pressure Sensor	3.0L	Base, Comfortline TDI, Execline TDI, Highline TDI, TDI Executive, TDI Lux, TDI Sport		PRS8214-HU
<b>2013 Volkswagen</b>					
Amarok	Fuel Pump	2.0L	Entry, Highline, Startline		FUP3058
Beetle	ABS Wheel Speed Sensor	2.0L, 2.5L	Base, Comfortline, Fender, Highline, R-Line, Sportline, TDI, Turbo, X-Box	Front Left	ABS1413
Beetle	ABS Wheel Speed Sensor	2.0L, 2.5L	Base, Comfortline, Fender, Highline, R-Line, Sportline, TDI, Turbo, X-Box	Front Right	ABS1414
Beetle	ABS Wheel Speed Sensor	2.0L, 2.5L	Base, Comfortline, Highline, R-Line, Sportline, TDI, Turbo	Rear Left, 4-Wheel ABS	ABS1415-HU
Beetle	ABS Wheel Speed Sensor	2.0L, 2.5L	Base, Comfortline, Highline, R-Line, Sportline, TDI, Turbo	Rear Right, 4-Wheel ABS	ABS1416-HU
Beetle	Voltage Regulator	2.0L, 2.5L	Base, Comfortline, Fender, Highline, R-Line, Sportline, TDI, Turbo, X-Box	140A BOSCH	ALR0400-HU
Beetle	Voltage Regulator	2.0L, 2.5L	Base, Comfortline, Fender, Highline, R-Line, Sportline, TDI, Turbo, X-Box		ALR0573
Beetle	Engine Camshaft Position Sensor	2.0L	Sportline, Turbo	CBFA	CPS7386-HU
Beetle	Engine Camshaft Position Sensor	2.0L	Sportline, Turbo	CCTA	CPS7386-HU
Beetle	Engine Camshaft Position Sensor	2.5L	Base, Comfortline, Fender, Highline, X-Box		CPS7389-HU
Beetle	Engine Crankshaft Position Sensor	2.0L	Fender, R-Line, Sportline, TDI, Turbo		CPS8080HU-D
Beetle	Fuel Pump Driver Module	2.0L, 2.5L	Base, TDI, Turbo	Convertible	FPC2900-HU
Beetle	Fuel Pump Driver Module	2.0L, 2.5L	Base, Comfortline, Fender, Highline, R-Line, Sportline, TDI, Turbo, X-Box	Hatchback	FPC2900-HU
Beetle	Fuel Pump	2.0L	TDI	DIESEL, CJAA	FUP3058
Beetle	Fuel Pump	2.0L	Sportline, Turbo	GAS, CBFA	FUP3058
Beetle	Fuel Pump	2.0L	Sportline, Turbo	GAS, CCTA	FUP3058
Beetle	Fuel Pump	2.0L	R-Line, Turbo	GAS, CPLA	FUP3058
Beetle	Fuel Pump Module Assembly	2.5L	Base, Comfortline, Fender, Highline, X-Box	Fuel sys. for carburetor gasoline eng. w/ injector system w/o fuel return	FUP3377-HU

Vehicle	Part Type	Engine Size	Trim	Note(s)	Part Number
<b>2013 Volkswagen (cont'd)</b>					
Beetle	Fuel Pump Module Assembly	2.0L	Fender, R-Line, Sportline, TDI, Turbo	SPECIAL ORDER ONLY	FUP3386-D
Beetle	Fuel Pump Module Assembly	2.5L	Base, Comfortline, Fender, Highline, X-Box	Fuel system for fuel-injected engine	FUP3390-HU
Beetle	Diesel Glow Plug Relay	2.0L	TDI	DIESEL, CJAA, Convertible, SPECIAL ORDER ONLY	GLP2129-D
Beetle	Diesel Glow Plug Relay	2.0L	TDI	DIESEL, CJAA, Hatchback, SPECIAL ORDER ONLY	GLP2129-D
Beetle	Diesel Glow Plug Relay	2.0L	Turbo	GAS, CBFA, Convertible, SPECIAL ORDER ONLY	GLP2129-D
Beetle	Diesel Glow Plug Relay	2.0L	Sportline, Turbo	GAS, CBFA, Hatchback, SPECIAL ORDER ONLY	GLP2129-D
Beetle	Diesel Glow Plug Relay	2.0L	Turbo	GAS, CCTA, Convertible, SPECIAL ORDER ONLY	GLP2129-D
Beetle	Diesel Glow Plug Relay	2.0L	Sportline, Turbo	GAS, CCTA, Hatchback, SPECIAL ORDER ONLY	GLP2129-D
Beetle	Diesel Glow Plug Relay	2.0L	Turbo	GAS, CPLA, Convertible, SPECIAL ORDER ONLY	GLP2129-D
Beetle	Diesel Glow Plug Relay	2.0L	R-Line, Turbo	GAS, CPLA, Hatchback, SPECIAL ORDER ONLY	GLP2129-D
Beetle	HVAC Blower Control Module	2.0L, 2.5L	Base, Comfortline, Fender, Highline, R-Line, Sportline, TDI, Turbo, X-Box		HVC2536-HU
Beetle	Ignition Coil	2.0L	R-Line, Turbo	CPLA	IGC4052HU-D
Beetle	Mass Air Flow Sensor	2.0L	Sportline, Turbo	CBFA, Actual OE	MAF0051
Beetle	Mass Air Flow Sensor	2.0L	Sportline, Turbo	CCTA, Actual OE	MAF0051
Beetle	Mass Air Flow Sensor	2.0L	R-Line, Turbo	CPLA, Actual OE	MAF0051
CC	ABS Wheel Speed Sensor	2.0L, 3.6L	Base, Highline, Highline V6, Lux, R-Line, Sport, Sport Plus, Sportline, VR6 4Motion Executive	Front Left	ABS1413



Vehicle	Part Type	Engine Size	Trim	Note(s)	Part Number
<b>2013 Volkswagen (cont'd)</b>					
CC	ABS Wheel Speed Sensor	2.0L, 3.6L	Base, Highline, Highline V6, Lux, R-Line, Sport, Sport Plus, Sportline, VR6 4Motion Executive	Front Right	ABS1414
CC	ABS Wheel Speed Sensor	2.0L	Base, Highline, Lux, R-Line, Sport, Sport Plus, Sportline	Rear	ABS1444-HU
CC	ABS Wheel Speed Sensor	3.6L	Lux	Rear, FWD	ABS1444-HU
CC	ABS Wheel Speed Sensor	3.6L	Lux	Rear Left, FWD, SPECIAL ORDER ONLY	ABS1445HU-D
CC	ABS Wheel Speed Sensor	2.0L	Base, Highline, Lux, R-Line, Sport, Sport Plus, Sportline	Rear Left, SPECIAL ORDER ONLY	ABS1445HU-D
CC	ABS Wheel Speed Sensor	3.6L	Highline V6, VR6 4Motion Executive	Rear Left, AWD, SPECIAL ORDER ONLY	ABS1446HU-D
CC	ABS Wheel Speed Sensor	3.6L	Highline V6, VR6 4Motion Executive	Rear Right, AWD, SPECIAL ORDER ONLY	ABS1448HU-D
CC	Voltage Regulator	2.0L, 3.6L	Base, Highline, Highline V6, Lux, R-Line, Sport, Sport Plus, Sportline, VR6 4Motion Executive	140A BOSCH	ALR0400-HU
CC	Voltage Regulator	2.0L, 3.6L	Base, Highline, Highline V6, Lux, R-Line, Sport, Sport Plus, Sportline, VR6 4Motion Executive	Manufacturer : BOSCH, SPECIAL ORDER ONLY	ALR0411HU-D
CC	Voltage Regulator	2.0L, 3.6L	Base, Highline, Highline V6, Lux, R-Line, Sport, Sport Plus, Sportline, VR6 4Motion Executive	Manufacturer : VALEO, SPECIAL ORDER ONLY	ALR0412HU-D
CC	Voltage Regulator	2.0L	Base, Highline, Lux, R-Line, Sport, Sport Plus, Sportline		ALR0573
CC	Engine Camshaft Position Sensor	3.6L	Highline V6, Lux, VR6 4Motion Executive		CPS7385HU-D
CC	Engine Camshaft Position Sensor	2.0L	Base, Highline, Lux, R-Line, Sport, Sport Plus, Sportline		CPS7386-HU
CC	Fuel Pump Driver Module	2.0L	Highline, Lux, R-Line, Sport, Sport Plus, Sportline	CBFA	FPC2900-HU
CC	Fuel Pump Driver Module	2.0L	Highline, Lux, R-Line, Sport, Sport Plus, Sportline	CCTA	FPC2900-HU
CC	Fuel Pump Driver Module	3.6L	Highline V6, Lux, VR6 4Motion Executive	CNNA	FPC2921-HU
CC	Direct Injection High Pressure Fuel Pump	3.6L	Base, Highline V6, Lux, VR6 4Motion Executive	Actual OE, EXTERNAL HIGH-PRESSURE PUMP	HPP0015

Vehicle	Part Type	Engine Size	Trim	Note(s)	Part Number
<b>2013 Volkswagen (cont'd)</b>					
CC	Mass Air Flow Sensor	2.0L	Base, Highline, Lux, R-Line, Sport, Sport Plus, Sportline	Actual OE	MAF0051
Eos	ABS Wheel Speed Sensor	2.0L	Comfortline, Executive, Highline, Komfort, Lux, Sport	Front Left	ABS1413
Eos	ABS Wheel Speed Sensor	2.0L	Comfortline, Executive, Highline, Komfort, Lux, Sport	Front Right	ABS1414
Eos	ABS Wheel Speed Sensor	2.0L	Comfortline, Executive, Highline, Komfort, Lux, Sport	PR-7X0; PR-7X1, Rear Left, 4-Wheel ABS, FWD	ABS1415-HU
Eos	ABS Wheel Speed Sensor	2.0L	Comfortline, Executive, Highline, Komfort, Lux, Sport	PR-7X0; PR-7X1, Rear Right, 4-Wheel ABS, FWD	ABS1416-HU
Eos	ABS Wheel Speed Sensor	2.0L	Comfortline, Executive, Highline, Komfort, Lux, Sport	PR-7X5, Rear, 4-Wheel ABS, FWD	ABS1444-HU
Eos	ABS Wheel Speed Sensor	2.0L	Comfortline, Executive, Highline, Komfort, Lux, Sport	PR-7X5, Rear Left, 4-Wheel ABS, FWD, SPECIAL ORDER ONLY	ABS1445HU-D
Eos	Engine Camshaft Position Sensor	2.0L	Comfortline, Executive, Highline, Komfort, Lux, Sport		CPS7386-HU
Eos	Fuel Pump Driver Module	2.0L	Comfortline, Executive, Highline, Komfort, Lux, Sport		FPC2900-HU
Eos	Fuel Pump	2.0L	Comfortline, Executive, Highline, Komfort, Lux, Sport	GAS, CBFA	FUP3058
Eos	Fuel Pump	2.0L	Comfortline, Executive, Highline, Komfort, Lux, Sport	GAS, CCTA	FUP3058
Eos	Fuel Pump Module Assembly	2.0L	Comfortline, Executive, Highline, Komfort, Lux, Sport		FUP3390-HU
Eos	Mass Air Flow Sensor	2.0L	Comfortline, Executive, Highline, Komfort, Lux, Sport	Actual OE	MAF0051
Golf	ABS Wheel Speed Sensor	2.0L, 2.5L	Base, Comfortline, Comfortline TDI, GTI, Highline TDI, Sportline, TDI, Trendline	Front Left	ABS1413
Golf	ABS Wheel Speed Sensor	2.0L, 2.5L	Base, Comfortline, Comfortline TDI, GTI, Highline TDI, Sportline, TDI, Trendline	Front Right	ABS1414
Golf	ABS Wheel Speed Sensor	2.5L	Base, Comfortline, Sportline, Trendline	Rear Left, 4-Wheel ABS	ABS1415-HU
Golf	ABS Wheel Speed Sensor	2.0L	Comfortline TDI, GTI, Highline TDI, TDI	Rear Left, 4-Wheel ABS, FWD	ABS1415-HU

Vehicle	Part Type	Engine Size	Trim	Note(s)	Part Number
<b>2013 Volkswagen (cont'd)</b>					
Golf	ABS Wheel Speed Sensor	2.5L	Base, Comfortline, Sportline, Trendline	Rear Right, 4-Wheel ABS	ABS1416-HU
Golf	ABS Wheel Speed Sensor	2.0L	Comfortline TDI, GTI, Highline TDI, TDI	Rear Right, 4-Wheel ABS, FWD	ABS1416-HU
Golf	Voltage Regulator	2.0L, 2.5L	Base, Comfortline, Comfortline TDI, GTI, Highline TDI, Sportline, TDI, Trendline	140A BOSCH	ALR0400-HU
Golf	Voltage Regulator	2.0L, 2.5L	Base, Comfortline, Comfortline TDI, GTI, Highline TDI, TDI, Trendline		ALR0573
Golf	Engine Camshaft Position Sensor	2.0L	GTI	CBFA	CPS7386-HU
Golf	Engine Camshaft Position Sensor	2.0L	GTI	CCTA	CPS7386-HU
Golf	Engine Camshaft Position Sensor	2.5L	Base, Comfortline, Sportline, Trendline		CPS7389-HU
Golf	Engine Crankshaft Position Sensor	2.0L	Comfortline TDI, GTI, Highline TDI, TDI		CPS8080HU-D
Golf	Fuel Pump Driver Module	2.0L, 2.5L	Base, Comfortline, Comfortline TDI, GTI, Highline TDI, TDI, Trendline	Hatchback	FPC2900-HU
Golf	Fuel Pump Driver Module	2.0L, 2.5L	Comfortline, Comfortline TDI, Highline TDI, Sportline, Trendline	Wagon	FPC2900-HU
Golf	Fuel Pump Module Assembly	2.5L	Base, Comfortline, Sportline, Trendline	OTTO ENGINE	FUP3377-HU
Golf	Fuel Pump Module Assembly	2.0L	Comfortline TDI, Highline TDI	Wagon, SPECIAL ORDER ONLY	FUP3386-D
Golf	Fuel Pump Module Assembly	2.5L	Base, Comfortline, Sportline, Trendline	FSI	FUP3390-HU
Golf	Diesel Glow Plug Relay	2.0L	Comfortline TDI, Highline TDI, TDI	DIESEL, CJAA, Hatchback	GLP2106
Golf	Diesel Glow Plug Relay	2.0L	Comfortline TDI, Highline TDI	DIESEL, CJAA, Wagon	GLP2106
Golf	Diesel Glow Plug Relay	2.0L	GTI	GAS, CBFA, Hatchback	GLP2106
Golf	Diesel Glow Plug Relay	2.0L	GTI	GAS, CCTA, Hatchback	GLP2106
Golf	HVAC Blower Control Module	2.0L, 2.5L	Base, Comfortline, Comfortline TDI, GTI, Highline TDI, Sportline, TDI, Trendline		HVC2536-HU
Golf	Mass Air Flow Sensor	2.0L	GTI	CBFA, Actual OE	MAF0051
Golf	Mass Air Flow Sensor	2.0L	GTI	CCTA, Actual OE	MAF0051
Golf R	HVAC Blower Control Module	2.0L	Base		HVC2536-HU

Vehicle	Part Type	Engine Size	Trim	Note(s)	Part Number
<b>2013 Volkswagen (cont'd)</b>					
Golf R	Mass Air Flow Sensor	2.0L	Base	Actual OE	MAF0052
GTI	ABS Wheel Speed Sensor	2.0L	Base	Front Left	ABS1413
GTI	ABS Wheel Speed Sensor	2.0L	Base	Front Right	ABS1414
GTI	ABS Wheel Speed Sensor	2.0L	Base	Rear Left, 4-Wheel ABS	ABS1415-HU
GTI	ABS Wheel Speed Sensor	2.0L	Base	Rear Right, 4-Wheel ABS	ABS1416-HU
GTI	Voltage Regulator	2.0L	Base	140A BOSCH	ALR0400-HU
GTI	Voltage Regulator	2.0L	Base		ALR0573
GTI	Engine Camshaft Position Sensor	2.0L	Base		CPS7386-HU
GTI	Fuel Pump Driver Module	2.0L	Base	Hatchback	FPC2900-HU
GTI	Fuel Pump Module Assembly	2.0L	Base	OTTO ENGINE	FUP3377-HU
GTI	Fuel Pump Module Assembly	2.0L	Base	FSI	FUP3390-HU
GTI	HVAC Blower Control Module	2.0L	Base		HVC2536-HU
GTI	Mass Air Flow Sensor	2.0L	Base	Actual OE	MAF0051
Jetta	ABS Wheel Speed Sensor	1.4L, 2.0L, 2.5L	Active, Base, Comfortline, GLI, Highline, Hybrid, Hybrid Comfortline, Hybrid Highline, Hybrid SE, Hybrid SEL, Hybrid Trendline, S, SE, SEL, Sport, Sportline, Style, TDI, TDI Premium, Trendline	Front Left	ABS1413
Jetta	ABS Wheel Speed Sensor	1.4L, 2.0L, 2.5L	Active, Base, Comfortline, GLI, Highline, Hybrid, Hybrid Comfortline, Hybrid Highline, Hybrid SE, Hybrid SEL, Hybrid Trendline, S, SE, SEL, Sport, Sportline, Style, TDI, TDI Premium, Trendline	Front Right	ABS1414
Jetta	ABS Wheel Speed Sensor	1.4L, 2.0L, 2.5L	Comfortline, GLI, Highline, Hybrid, Hybrid Comfortline, Hybrid Highline, Hybrid SE, Hybrid SEL, Hybrid Trendline, S, SE, SEL, Sportline, TDI, TDI Premium, Trendline	Rear Left, 4-Wheel ABS	ABS1415-HU

Vehicle	Part Type	Engine Size	Trim	Note(s)	Part Number
<b>2013 Volkswagen (cont'd)</b>					
Jetta	ABS Wheel Speed Sensor	1.4L, 2.0L, 2.5L	Comfortline, GLI, Highline, Hybrid, Hybrid Comfortline, Hybrid Highline, Hybrid SE, Hybrid SEL, Hybrid Trendline, S, SE, SEL, Sportline, TDI, TDI Premium, Trendline	Rear Right, 4-Wheel ABS	ABS1416-HU
Jetta	Voltage Regulator	1.4L, 2.0L, 2.5L	Active, Base, Comfortline, GLI, Highline, Hybrid, Hybrid Comfortline, Hybrid Highline, Hybrid SE, Hybrid SEL, Hybrid Trendline, S, SE, SEL, Sport, Sportline, Style, TDI, TDI Premium, Trendline	140A BOSCH	ALR0400-HU
Jetta	Voltage Regulator	2.0L, 2.5L	Active, Base, Comfortline, GLI, Highline, S, SE, SEL, Sport, Sportline, Style, TDI, TDI Premium, Trendline		ALR0573
Jetta	Engine Camshaft Position Sensor	2.0L	GLI	CBFA	CPS7386-HU
Jetta	Engine Camshaft Position Sensor	2.0L	GLI	CCTA	CPS7386-HU
Jetta	Engine Camshaft Position Sensor	2.5L	Active, Comfortline, Highline, S, SE, SEL, Sport, Sportline, Style		CPS7389-HU
Jetta	Engine Crankshaft Position Sensor	2.0L	TDI, TDI Premium		CPS8080HU-D
Jetta	Engine Camshaft Position Sensor	2.0L	Base, S, Trendline		CPS8158HU-D
Jetta	Engine Crankshaft Position Sensor	2.0L	Base, GLI, S, Trendline		CPS8161HU-D
Jetta	Fuel Pump Driver Module	1.4L, 2.0L, 2.5L	Active, Base, Comfortline, GLI, Highline, Hybrid, Hybrid Comfortline, Hybrid Highline, Hybrid SE, Hybrid SEL, Hybrid Trendline, S, SE, SEL, Sport, Sportline, Style, TDI, TDI Premium, Trendline	Sedan	FPC2900-HU
Jetta	Fuel Pump Driver Module	2.0L, 2.5L	S, SE, TDI	Wagon	FPC2900-HU
Jetta	Fuel Pump Module Assembly	2.5L	Active, Comfortline, Highline, S, SE, SEL, Sport, Sportline, Style	Fuel sys. for carburetor gasoline eng. w/ injector system w/o fuel return	FUP3377-HU
Jetta	Fuel Pump Module Assembly	2.0L	Base, GLI, S, TDI, TDI Premium, Trendline	SPECIAL ORDER ONLY	FUP3386-D
Jetta	Fuel Pump Module Assembly	2.5L	Active, Comfortline, Highline, S, SE, SEL, Sport, Sportline, Style	Fuel system for fuel-injected engine	FUP3390-HU

Vehicle	Part Type	Engine Size	Trim	Note(s)	Part Number
<b>2013 Volkswagen (cont'd)</b>					
Jetta	Direct Injection High Pressure Fuel Pump	1.4L	Hybrid, Hybrid Comfortline, Hybrid Highline, Hybrid SE, Hybrid SEL, Hybrid Trendline	From 07/11/2012, CNLA, Actual OE, EXTERNAL HIGH-PRESSURE PUMP	HPP0019
Jetta	HVAC Blower Control Module	1.4L, 2.0L, 2.5L	Active, Base, Comfortline, GLI, Highline, Hybrid, Hybrid Comfortline, Hybrid Highline, Hybrid SE, Hybrid SEL, Hybrid Trendline, S, SE, SEL, Sport, Sportline, Style, TDI, TDI Premium, Trendline		HVC2536-HU
Jetta	Ignition Coil	2.0L	Base, GLI, S, Trendline		IGC0133
Jetta	Mass Air Flow Sensor	2.0L	GLI	CBFA, Actual OE	MAF0051
Jetta	Mass Air Flow Sensor	2.0L	GLI	CCTA, Actual OE	MAF0051
Jetta	Spark Plug Wire	2.0L	S, Trendline	cylinders 1-4, CBPA, SPECIAL ORDER ONLY	SPW4792HU-D
Passat	ABS Wheel Speed Sensor	2.0L, 2.5L, 3.6L	Comfortline, Comfortline TDI, Highline, Highline TDI, S, SE, SEL, SEL Premium, Sportline, TDI SE, TDI SEL, Trendline, Trendline TDI, Wolfsburg Edition	Front Left	ABS1413
Passat	ABS Wheel Speed Sensor	2.0L, 2.5L, 3.6L	Comfortline, Comfortline TDI, Highline, Highline TDI, S, SE, SEL, SEL Premium, Sportline, TDI SE, TDI SEL, Trendline, Trendline TDI, Wolfsburg Edition	Front Right	ABS1414
Passat	ABS Wheel Speed Sensor	2.0L, 2.5L, 3.6L	Comfortline, Comfortline TDI, Highline, Highline TDI, S, SE, SEL, SEL Premium, TDI SE, TDI SEL, Trendline, Trendline TDI, Wolfsburg Edition	Rear Left, 4-Wheel ABS	ABS1415-HU
Passat	ABS Wheel Speed Sensor	2.0L, 2.5L, 3.6L	Comfortline, Comfortline TDI, Highline, Highline TDI, S, SE, SEL, SEL Premium, TDI SE, TDI SEL, Trendline, Trendline TDI, Wolfsburg Edition	Rear Right, 4-Wheel ABS	ABS1416-HU
Passat	Voltage Regulator	2.5L, 3.6L	Comfortline, Highline, S, SE, SEL, SEL Premium, Sportline, Trendline, Wolfsburg Edition		ALR0573
Passat	Engine Camshaft Position Sensor	3.6L	Comfortline, Highline, SE, SEL Premium		CPS7385HU-D

Vehicle	Part Type	Engine Size	Trim	Note(s)	Part Number
<b>2013 Volkswagen (cont'd)</b>					
Passat	Engine Camshaft Position Sensor	2.5L	Comfortline, Highline, S, SE, SEL, SEL Premium, Sportline, Trendline, Wolfsburg Edition		CPS7389-HU
Passat	Engine Crankshaft Position Sensor	2.0L	Comfortline TDI, Highline TDI, TDI SE, TDI SEL, Trendline TDI		CPS8080HU-D
Passat	Fuel Pump Driver Module	2.0L, 2.5L, 3.6L	Comfortline, Comfortline TDI, Highline, Highline TDI, S, SE, SEL, SEL Premium, Sportline, TDI SE, TDI SEL, Trendline, Trendline TDI, Wolfsburg Edition		FPC2921-HU
Passat	Fuel Pump Module Assembly	2.5L, 3.6L	Base, Comfortline, Highline, S, SE, SEL, SEL Premium, Sportline, Trendline, Wolfsburg Edition	With OE No. 3AA 919 051 C	FUP3361
Passat	Diesel Glow Plug Relay	2.0L	Comfortline TDI, Highline TDI, TDI SE, TDI SEL, Trendline TDI	DIESEL, CKRA, Sedan, SPECIAL ORDER ONLY	GLP2129-D
Passat	Direct Injection High Pressure Fuel Pump	3.6L	Comfortline, Highline, SE, SEL Premium	CDVB, Actual OE, EXTERNAL HIGH-PRESSURE PUMP	HPP0015
Passat	HVAC Blower Control Module	2.0L, 2.5L, 3.6L	Comfortline, Comfortline TDI, Highline, Highline TDI, S, SE, SEL, SEL Premium, Sportline, TDI SE, TDI SEL, Trendline, Trendline TDI, Wolfsburg Edition		HVC2536-HU
Tiguan	ABS Wheel Speed Sensor	2.0L	Comfortline, Highline, S, SE, SEL, Trendline	For vehicles W/ Cruise control system (CCS) electronic, Rear Left, 4-Wheel ABS, AWD	ABS1413
Tiguan	ABS Wheel Speed Sensor	2.0L	Track & Fun	For vehicles W/ Cruise control system (CCS) electronic, Rear Left, AWD	ABS1413
Tiguan	ABS Wheel Speed Sensor	2.0L	Comfortline, Highline, Native, S, SE, SEL, Sport & Style, Track & Fun, Trendline	Front Left	ABS1413
Tiguan	ABS Wheel Speed Sensor	2.0L	Comfortline, Highline, S, SE, SEL, Trendline	For vehicles W/ Cruise control system (CCS) electronic, Rear Right, 4-Wheel ABS, AWD	ABS1414

Vehicle	Part Type	Engine Size	Trim	Note(s)	Part Number
<b>2013 Volkswagen (cont'd)</b>					
Tiguan	ABS Wheel Speed Sensor	2.0L	Track & Fun	For vehicles W/ Cruise control system (CCS) electronic, Rear Right, AWD	ABS1414
Tiguan	ABS Wheel Speed Sensor	2.0L	Comfortline, Highline, Native, S, SE, SEL, Sport & Style, Track & Fun, Trendline	Front Right	ABS1414
Tiguan	ABS Wheel Speed Sensor	2.0L	Comfortline, Highline, S, SE, SEL, Trendline	For vehicles Without Parallel parking assistant, Rear Left, 4-Wheel ABS, AWD	ABS1415-HU
Tiguan	ABS Wheel Speed Sensor	2.0L	Comfortline, Highline, S, SE, SEL, Trendline	For vehicles Without Parallel parking assistant, Rear Left, 4-Wheel ABS, FWD	ABS1415-HU
Tiguan	ABS Wheel Speed Sensor	2.0L	Comfortline, Highline, S, SE, SEL, Trendline	For vehicles Without Parallel parking assistant, Rear Right, 4-Wheel ABS, AWD	ABS1416-HU
Tiguan	ABS Wheel Speed Sensor	2.0L	Comfortline, Highline, S, SE, SEL, Trendline	For vehicles Without Parallel parking assistant, Rear Right, 4-Wheel ABS, FWD	ABS1416-HU
Tiguan	ABS Wheel Speed Sensor	2.0L	Comfortline, Highline, S, SE, SEL, Trendline	For vehicles With Parallel parking assistant, Rear, 4-Wheel ABS, FWD	ABS1444-HU
Tiguan	ABS Wheel Speed Sensor	2.0L	Native, Sport & Style, Track & Fun	For vehicles With Parallel parking assistant, Rear, FWD	ABS1444-HU
Tiguan	ABS Wheel Speed Sensor	2.0L	Comfortline, Highline, S, SE, SEL, Trendline	For vehicles With Parallel parking assistant, Rear Left, 4-Wheel ABS, FWD, SPECIAL ORDER ONLY	ABS1445HU-D
Tiguan	ABS Wheel Speed Sensor	2.0L	Native, Sport & Style, Track & Fun	For vehicles With Parallel parking assistant, Rear Left, FWD, SPECIAL ORDER ONLY	ABS1445HU-D
Tiguan	ABS Wheel Speed Sensor	2.0L	Comfortline, Highline, S, SE, SEL, Trendline	For vehicles With Parallel parking assistant, Rear Left, 4-Wheel ABS, AWD, SPECIAL ORDER ONLY	ABS1446HU-D



Vehicle	Part Type	Engine Size	Trim	Note(s)	Part Number
<b>2013 Volkswagen (cont'd)</b>					
Tiguan	ABS Wheel Speed Sensor	2.0L	Track & Fun	For vehicles With Parallel parking assistant, Rear Left, AWD, SPECIAL ORDER ONLY	ABS1446HU-D
Tiguan	ABS Wheel Speed Sensor	2.0L	Comfortline, Highline, S, SE, SEL, Trendline	For vehicles With Parallel parking assistant, Rear Right, 4-Wheel ABS, AWD, SPECIAL ORDER ONLY	ABS1448HU-D
Tiguan	ABS Wheel Speed Sensor	2.0L	Track & Fun	For vehicles With Parallel parking assistant, Rear Right, AWD, SPECIAL ORDER ONLY	ABS1448HU-D
Tiguan	Engine Camshaft Position Sensor	2.0L	Comfortline, Highline, Native, S, SE, SEL, Sport & Style, Track & Fun, Trendline		CPS7386-HU
Tiguan	Fuel Pump Driver Module	2.0L	Comfortline, Highline, Native, S, SE, SEL, Sport & Style, Track & Fun, Trendline	For Vehicle With Activated carbon canister [1E1]	FPC2904-HU
Tiguan	Fuel Pump Driver Module	2.0L	Comfortline, Highline, Native, S, SE, SEL, Sport & Style, Track & Fun, Trendline	For Vehicle With Activated charcoal canister acc. to ORVR and siphoning device for filling up [1E4]	FPC2923-HU
Tiguan	Fuel Pump	1.4L, 2.0L	Base, Comfortline, Highline, S, SE, SEL, Sport & Style, Trendline		FUP3058
Tiguan	HVAC Blower Control Module	2.0L	Comfortline, Highline, Native, S, SE, SEL, Sport & Style, Track & Fun, Trendline		HVC2536-HU
Tiguan	Mass Air Flow Sensor	2.0L	Comfortline, Highline, Native, S, SE, SEL, Sport & Style, Track & Fun, Trendline	Actual OE	MAF0051
Touareg	ABS Wheel Speed Sensor	3.0L, 3.6L	Base, Comfortline, Execline, Execline TDI, Highline, Highline TDI, Hybrid, TDI Executive, TDI Lux, TDI Sport, V6 Executive, V6 Lux, V6 Sport	Front Left	ABS1444-HU

Vehicle	Part Type	Engine Size	Trim	Note(s)	Part Number
<b>2013 Volkswagen (cont'd)</b>					
Touareg	ABS Wheel Speed Sensor	3.0L, 3.6L	Base, Comfortline, Execline, Execline TDI, Highline, Highline TDI, Hybrid, TDI Executive, TDI Lux, TDI Sport, V6 Executive, V6 Lux, V6 Sport	Front Right	ABS1444-HU
Touareg	ABS Wheel Speed Sensor	3.0L, 3.6L	Base, Comfortline, Execline, Execline TDI, Highline, Highline TDI, Hybrid, TDI Executive, TDI Lux, TDI Sport, V6 Executive, V6 Lux, V6 Sport	Rear Left	ABS1444-HU
Touareg	ABS Wheel Speed Sensor	3.0L, 3.6L	Base, Comfortline, Execline, Execline TDI, Highline, Highline TDI, Hybrid, TDI Executive, TDI Lux, TDI Sport, V6 Executive, V6 Lux, V6 Sport	Rear Right	ABS1444-HU
Touareg	Engine Camshaft Position Sensor	3.6L	Comfortline, Execline, Highline, V6 Executive, V6 Lux, V6 Sport		CPS7385HU-D
Touareg	Engine Camshaft Position Sensor	3.0L	Base, Execline TDI, Highline TDI, Hybrid, TDI Executive, TDI Lux, TDI Sport		CPS7386-HU
Touareg	Direct Injection High Pressure Fuel Pump	4.2L	Base	Left, MEX, Actual OE, EXTERNAL HIGH-PRESSURE PUMP	HPP0005
Touareg	Direct Injection High Pressure Fuel Pump	4.2L	Base	Right, MEX, Actual OE, EXTERNAL HIGH-PRESSURE PUMP	HPP0006
Touareg	Direct Injection High Pressure Fuel Pump	3.6L	Base, Comfortline, Execline, Highline, V6 Executive, V6 Lux, V6 Sport	Actual OE, EXTERNAL HIGH-PRESSURE PUMP	HPP0015
Touareg	Ignition Coil	3.0L	Hybrid		IGC3831
Touareg	Mass Air Flow Sensor	3.0L	Base, Execline TDI, Highline TDI, TDI Executive, TDI Lux, TDI Sport	DIESEL, Actual OE	MAF0030
Touareg	Manifold Absolute Pressure Sensor	3.0L	Base, Execline TDI, Highline TDI, TDI Executive, TDI Lux, TDI Sport		PRS8214-HU
<b>2014 Volkswagen</b>					
Amarok	Fuel Pump	2.0L	Entry, Highline, Startline		FUP3058

Vehicle	Part Type	Engine Size	Trim	Note(s)	Part Number
<b>2014 Volkswagen (cont'd)</b>					
Beetle	ABS Wheel Speed Sensor	1.8L, 2.0L, 2.5L	Base, Comfortline, Comfortline TDI, GSR, Highline, Highline TDI, R-Line, Sport, Sportline, TDI, Turbo	Front Left	ABS1413
Beetle	ABS Wheel Speed Sensor	1.8L, 2.0L, 2.5L	Base, Comfortline, Comfortline TDI, GSR, Highline, Highline TDI, R-Line, Sport, Sportline, TDI, Turbo	Front Right	ABS1414
Beetle	ABS Wheel Speed Sensor	1.8L, 2.0L, 2.5L	Base, Comfortline, Comfortline TDI, GSR, Highline, Highline TDI, R-Line, Sportline, TDI	Rear Left, 4-Wheel ABS	ABS1415-HU
Beetle	ABS Wheel Speed Sensor	1.8L, 2.0L, 2.5L	Base, Comfortline, Comfortline TDI, GSR, Highline, Highline TDI, R-Line, Sportline, TDI	Rear Right, 4-Wheel ABS	ABS1416-HU
Beetle	Voltage Regulator	1.8L, 2.0L, 2.5L	Base, Comfortline, Comfortline TDI, GSR, Highline, Highline TDI, R-Line, Sport, Sportline, TDI, Turbo	140A BOSCH	ALR0400-HU
Beetle	Voltage Regulator	2.0L, 2.5L	Base, Comfortline, Comfortline TDI, GSR, Highline, Highline TDI, R-Line, Sport, Sportline, TDI, Turbo		ALR0573
Beetle	Engine Camshaft Position Sensor	2.5L	Base, Comfortline, Highline, Sport		CPS7389-HU
Beetle	Engine Crankshaft Position Sensor	2.0L	Comfortline TDI, GSR, Highline TDI, R-Line, Sportline, TDI, Turbo		CPS8080HU-D
Beetle	Fuel Pump Driver Module	1.8L, 2.0L, 2.5L	Base, Comfortline, Comfortline TDI, Highline, Highline TDI, R-Line, Sportline, TDI	Convertible	FPC2900-HU
Beetle	Fuel Pump Driver Module	1.8L, 2.0L, 2.5L	Base, Comfortline, Comfortline TDI, GSR, Highline, Highline TDI, R-Line, Sport, Sportline, TDI, Turbo	Hatchback	FPC2900-HU
Beetle	Fuel Pump Module Assembly	1.8L, 2.0L, 2.5L	Base, Comfortline, Comfortline TDI, GSR, Highline, Highline TDI, R-Line, Sport, Sportline, TDI, Turbo	W/ Fuel System For Carburetor Gasoline Engine W/ Injector System, W/O Fuel Return	FUP3377-HU
Beetle	Fuel Pump Module Assembly	2.0L	Comfortline TDI, GSR, Highline TDI, R-Line, Sportline, TDI, Turbo	To 03/08/2014, SPECIAL ORDER ONLY	FUP3386-D

Vehicle	Part Type	Engine Size	Trim	Note(s)	Part Number
<b>2014 Volkswagen (cont'd)</b>					
Beetle	Fuel Pump Module Assembly	1.8L, 2.0L, 2.5L	Base, Comfortline, Comfortline TDI, GSR, Highline, Highline TDI, R-Line, Sport, Sportline, TDI, Turbo	W/ Fuel System For SI Direct Injection ( FSI )	FUP3390-HU
Beetle	Diesel Glow Plug Relay	2.0L	Comfortline TDI, Highline TDI, TDI	DIESEL, CJAA, Convertible, SPECIAL ORDER ONLY	GLP2129-D
Beetle	Diesel Glow Plug Relay	2.0L	Comfortline TDI, Highline TDI, TDI	DIESEL, CJAA, Hatchback, SPECIAL ORDER ONLY	GLP2129-D
Beetle	Diesel Glow Plug Relay	2.0L	R-Line, Sportline	GAS, CPLA, Convertible, SPECIAL ORDER ONLY	GLP2129-D
Beetle	Diesel Glow Plug Relay	2.0L	GSR, R-Line, Sportline	GAS, CPLA, Hatchback, SPECIAL ORDER ONLY	GLP2129-D
Beetle	Diesel Glow Plug Relay	2.0L	R-Line, Sportline	GAS, CPPA, Convertible, SPECIAL ORDER ONLY	GLP2129-D
Beetle	Diesel Glow Plug Relay	2.0L	GSR, R-Line, Sportline	GAS, CPPA, Hatchback, SPECIAL ORDER ONLY	GLP2129-D
Beetle	HVAC Blower Control Module	1.8L, 2.0L, 2.5L	Base, Comfortline, Comfortline TDI, GSR, Highline, Highline TDI, R-Line, Sport, Sportline, TDI, Turbo		HVC2536-HU
Caddy	Fuel Pump	1.2L	Base, Maxi		FUP3058
CC	ABS Wheel Speed Sensor	2.0L, 3.6L	4 Motion, Base, Executive, Highline, Highline V6, R-Line, Sport, Sportline	Front Left	ABS1413
CC	ABS Wheel Speed Sensor	2.0L, 3.6L	4 Motion, Base, Executive, Highline, Highline V6, R-Line, Sport, Sportline	Front Right	ABS1414
CC	ABS Wheel Speed Sensor	2.0L	Base, Executive, Highline, R-Line, Sport, Sportline	Rear	ABS1444-HU
CC	ABS Wheel Speed Sensor	2.0L	Base, Executive, Highline, R-Line, Sport, Sportline	Rear Left, SPECIAL ORDER ONLY	ABS1445HU-D
CC	ABS Wheel Speed Sensor	3.6L	4 Motion, Highline V6	Rear Left, AWD, SPECIAL ORDER ONLY	ABS1446HU-D
CC	ABS Wheel Speed Sensor	3.6L	4 Motion, Highline V6	Rear Right, AWD, SPECIAL ORDER ONLY	ABS1448HU-D

Vehicle	Part Type	Engine Size	Trim	Note(s)	Part Number
<b>2014 Volkswagen (cont'd)</b>					
CC	Voltage Regulator	2.0L, 3.6L	4 Motion, Base, Executive, Highline, Highline V6, R-Line, Sport, Sportline	140A BOSCH	ALR0400-HU
CC	Voltage Regulator	2.0L, 3.6L	4 Motion, Base, Executive, Highline, Highline V6, R-Line, Sport, Sportline	Manufacturer : BOSCH, SPECIAL ORDER ONLY	ALR0411HU-D
CC	Voltage Regulator	2.0L, 3.6L	4 Motion, Base, Executive, Highline, Highline V6, R-Line, Sport, Sportline	Manufacturer : VALEO, SPECIAL ORDER ONLY	ALR0412HU-D
CC	Voltage Regulator	2.0L	Base, Executive, Highline, R-Line, Sport, Sportline		ALR0573
CC	Engine Camshaft Position Sensor	3.6L	4 Motion, Highline V6		CPS7385HU-D
CC	Engine Camshaft Position Sensor	2.0L	Base, Executive, Highline, R-Line, Sport, Sportline		CPS7386-HU
CC	Fuel Pump Driver Module	2.0L	Executive, Highline, R-Line, Sport, Sportline	CBFA	FPC2900-HU
CC	Fuel Pump Driver Module	2.0L	Executive, Highline, R-Line, Sport, Sportline	CCTA	FPC2900-HU
CC	Fuel Pump Driver Module	3.6L	4 Motion, Highline V6	CNNA	FPC2921-HU
CC	Direct Injection High Pressure Fuel Pump	3.6L	4 Motion, Base, Highline V6	Actual OE, EXTERNAL HIGH-PRESSURE PUMP	HPP0015
CC	Mass Air Flow Sensor	2.0L	Base, Executive, Highline, R-Line, Sport, Sportline	Actual OE	MAF0051
Eos	ABS Wheel Speed Sensor	2.0L	Comfortline, Executive, Highline, Komfort, Sport	Front Left	ABS1413
Eos	ABS Wheel Speed Sensor	2.0L	Comfortline, Executive, Highline, Komfort, Sport	Front Right	ABS1414
Eos	ABS Wheel Speed Sensor	2.0L	Comfortline, Executive, Highline, Komfort, Sport	PR-7X0; PR-7X1, Rear Left, 4-Wheel ABS, FWD	ABS1415-HU
Eos	ABS Wheel Speed Sensor	2.0L	Comfortline, Executive, Highline, Komfort, Sport	PR-7X0; PR-7X1, Rear Right, 4-Wheel ABS, FWD	ABS1416-HU
Eos	ABS Wheel Speed Sensor	2.0L	Comfortline, Executive, Highline, Komfort, Sport	PR-7X5, Rear, 4-Wheel ABS, FWD	ABS1444-HU
Eos	ABS Wheel Speed Sensor	2.0L	Comfortline, Executive, Highline, Komfort, Sport	PR-7X5, Rear Left, 4-Wheel ABS, FWD, SPECIAL ORDER ONLY	ABS1445HU-D
Eos	Engine Camshaft Position Sensor	2.0L	Comfortline, Executive, Highline, Komfort, Sport		CPS7386-HU
Eos	Fuel Pump Driver Module	2.0L	Comfortline, Executive, Highline, Komfort, Sport		FPC2900-HU
Eos	Fuel Pump	2.0L	Comfortline, Executive, Highline, Komfort, Sport	GAS, CBFA	FUP3058
Eos	Fuel Pump	2.0L	Comfortline, Highline, Komfort, Sport	GAS, CCTA	FUP3058

Vehicle	Part Type	Engine Size	Trim	Note(s)	Part Number
<b>2014 Volkswagen (cont'd)</b>					
Eos	Fuel Pump Module Assembly	2.0L	Comfortline, Executive, Highline, Komfort, Sport		FUP3390-HU
Eos	Mass Air Flow Sensor	2.0L	Comfortline, Executive, Highline, Komfort, Sport	Actual OE	MAF0051
Golf	ABS Wheel Speed Sensor	2.0L, 2.5L	Base, Comfortline, Comfortline TDI, Highline TDI, TDI, Trendline, Trendline TDI	Front Left, SPECIAL ORDER ONLY	ABS1409HU-D
Golf	ABS Wheel Speed Sensor	2.0L, 2.5L	Base, Comfortline, Comfortline TDI, Highline TDI, TDI, Trendline, Trendline TDI	Front Right, SPECIAL ORDER ONLY	ABS1410HU-D
Golf	ABS Wheel Speed Sensor	2.0L, 2.5L	Base, Comfortline, Comfortline TDI, Highline TDI, TDI, Trendline, Trendline TDI	For vehicles Without Parallel parking assistant, Rear, SPECIAL ORDER ONLY	ABS1442HU-D
Golf	Engine Camshaft Position Sensor	2.5L	Base, Comfortline, Trendline		CPS7389-HU
Golf	Engine Crankshaft Position Sensor	2.0L	Comfortline TDI, Highline TDI, TDI, Trendline TDI		CPS8080HU-D
Golf	Fuel Pump Driver Module	2.0L, 2.5L	Comfortline, Comfortline TDI, Highline TDI, Trendline, Trendline TDI	Wagon	FPC2900-HU
Golf	Fuel Pump Module Assembly	2.5L	Comfortline, Trendline	Wagon	FUP3377-HU
Golf	Fuel Pump Module Assembly	2.0L	Comfortline TDI, Highline TDI, Trendline TDI	Wagon, SPECIAL ORDER ONLY	FUP3386-D
Golf	Diesel Glow Plug Relay	2.0L	TDI	DIESEL, CJAA, Hatchback, SPECIAL ORDER ONLY	GLP2149-D
Golf	Diesel Glow Plug Relay	2.0L	Comfortline TDI, Highline TDI, Trendline TDI	DIESEL, CJAA, Wagon, SPECIAL ORDER ONLY	GLP2149-D
Golf	Direct Injection High Pressure Fuel Pump	2.0L	TDI	w/ 06K.L or 06K.A Unit, Hatchback, Actual OE, EXTERNAL HIGH-PRESSURE PUMP	HPP0018
Golf	HVAC Blower Control Module	2.0L, 2.5L	Base, Comfortline, Comfortline TDI, Highline TDI, TDI, Trendline, Trendline TDI		HVC2536-HU
GTI	Direct Injection High Pressure Fuel Pump	2.0L	Driver's Edition, Wolfsburg Edition	CBFA, Actual OE, EXTERNAL HIGH-PRESSURE PUMP	HPP0018
GTI	Direct Injection High Pressure Fuel Pump	2.0L	Driver's Edition, Wolfsburg Edition	CCTA, Actual OE, EXTERNAL HIGH-PRESSURE PUMP	HPP0018

Vehicle	Part Type	Engine Size	Trim	Note(s)	Part Number
<b>2014 Volkswagen (cont'd)</b>					
Jetta	ABS Wheel Speed Sensor	1.4L, 1.8L, 2.0L, 2.5L	Active, Base, Comfort, Comfort TDI, GLI, Highline, Highline TDI, Hybrid, Hybrid Comfortline, Hybrid Highline, Hybrid SE, Hybrid SEL, Hybrid SEL Premium, Hybrid Trendline, S, SE, SEL, Sport, Style, TDI, TDI Premium, Trendline	Front Left	ABS1413
Jetta	ABS Wheel Speed Sensor	1.4L, 1.8L, 2.0L, 2.5L	Active, Base, Comfort, Comfort TDI, GLI, Highline, Highline TDI, Hybrid, Hybrid Comfortline, Hybrid Highline, Hybrid SE, Hybrid SEL, Hybrid SEL Premium, Hybrid Trendline, S, SE, SEL, Sport, Style, TDI, TDI Premium, Trendline	Front Right	ABS1414
Jetta	ABS Wheel Speed Sensor	1.4L, 1.8L, 2.0L, 2.5L	Comfort, Comfort TDI, GLI, Highline, Highline TDI, Hybrid, Hybrid Comfortline, Hybrid Highline, Hybrid SE, Hybrid SEL, Hybrid SEL Premium, Hybrid Trendline, S, SE, SEL, TDI, TDI Premium, Trendline	Rear Left, 4-Wheel ABS	ABS1415-HU
Jetta	ABS Wheel Speed Sensor	1.4L, 1.8L, 2.0L, 2.5L	Comfort, Comfort TDI, GLI, Highline, Highline TDI, Hybrid, Hybrid Comfortline, Hybrid Highline, Hybrid SE, Hybrid SEL, Hybrid SEL Premium, Hybrid Trendline, S, SE, SEL, TDI, TDI Premium, Trendline	Rear Right, 4-Wheel ABS	ABS1416-HU
Jetta	Voltage Regulator	1.4L, 1.8L, 2.0L, 2.5L	Active, Base, Comfort, Comfort TDI, GLI, Highline, Highline TDI, Hybrid, Hybrid Comfortline, Hybrid Highline, Hybrid SE, Hybrid SEL, Hybrid SEL Premium, Hybrid Trendline, S, SE, SEL, Sport, Style, TDI, TDI Premium, Trendline	140A BOSCH	ALR0400-HU
Jetta	Voltage Regulator	2.0L, 2.5L	Active, Base, Comfort, Comfort TDI, GLI, Highline, Highline TDI, S, SE, Sport, Style, TDI, TDI Premium, Trendline		ALR0573
Jetta	Engine Camshaft Position Sensor	2.5L	Active, Comfort, Highline, S, SE, Sport, Style, Trendline		CPS7389-HU
Jetta	Engine Crankshaft Position Sensor	2.0L	Comfort TDI, Highline TDI, TDI, TDI Premium		CPS8080HU-D
Jetta	Engine Camshaft Position Sensor	2.0L	Base, GLI, S, Trendline		CPS8158HU-D

Vehicle	Part Type	Engine Size	Trim	Note(s)	Part Number
<b>2014 Volkswagen (cont'd)</b>					
Jetta	Engine Crankshaft Position Sensor	2.0L	Base, GLI, S, Trendline		CPS8161HU-D
Jetta	Fuel Pump Driver Module	1.4L, 1.8L, 2.0L, 2.5L	Active, Base, Comfort, Comfort TDI, GLI, Highline, Highline TDI, Hybrid, Hybrid Comfortline, Hybrid Highline, Hybrid SE, Hybrid SEL, Hybrid SEL Premium, Hybrid Trendline, S, SE, SEL, Sport, Style, TDI, TDI Premium, Trendline	Sedan	FPC2900-HU
Jetta	Fuel Pump Driver Module	1.8L, 2.0L, 2.5L	Comfort, Comfort TDI, S, SE, TDI, Trendline	Wagon	FPC2900-HU
Jetta	Fuel Pump Module Assembly	1.8L, 2.5L	Comfort, S, SE, Trendline	Wagon	FUP3377-HU
Jetta	Fuel Pump Module Assembly	2.0L	Comfort TDI, Highline TDI, TDI, TDI Premium	SPECIAL ORDER ONLY	FUP3386-D
Jetta	Fuel Pump Module Assembly	1.8L, 2.5L	Active, Comfort, Highline, S, SE, SEL, Sport, Style, Trendline	Sedan	FUP3390-HU
Jetta	Direct Injection High Pressure Fuel Pump	1.4L	Hybrid, Hybrid Comfortline, Hybrid Highline, Hybrid SE, Hybrid SEL, Hybrid SEL Premium, Hybrid Trendline	CNLA, Actual OE, EXTERNAL HIGH-PRESSURE PUMP	HPP0019
Jetta	HVAC Blower Control Module	1.4L, 1.8L, 2.0L, 2.5L	Active, Base, Comfort, Comfort TDI, GLI, Highline, Highline TDI, Hybrid, Hybrid Comfortline, Hybrid Highline, Hybrid SE, Hybrid SEL, Hybrid SEL Premium, Hybrid Trendline, S, SE, SEL, Sport, Style, TDI, TDI Premium, Trendline		HVC2536-HU
Jetta	Ignition Coil	2.0L	Base, GLI, S, Trendline		IGC0133
Jetta	Spark Plug Wire	2.0L	S, Trendline	cylinders 1-4, CBPA, SPECIAL ORDER ONLY	SPW4792HU-D
Passat	ABS Wheel Speed Sensor	1.8L, 2.0L, 2.5L, 3.6L	Comfortline, Comfortline TDI, Highline, Highline TDI, S, SE, SEL Premium, Sportline, TDI SE, TDI SEL Premium, Trendline, Trendline TDI, Wolfsburg Edition	Front Left	ABS1413
Passat	ABS Wheel Speed Sensor	1.8L, 2.0L, 2.5L, 3.6L	Comfortline, Comfortline TDI, Highline, Highline TDI, S, SE, SEL Premium, Sportline, TDI SE, TDI SEL Premium, Trendline, Trendline TDI, Wolfsburg Edition	Front Right	ABS1414



Vehicle	Part Type	Engine Size	Trim	Note(s)	Part Number
<b>2014 Volkswagen (cont'd)</b>					
Passat	ABS Wheel Speed Sensor	1.8L, 2.0L, 2.5L, 3.6L	Comfortline, Comfortline TDI, Highline, Highline TDI, S, SE, SEL Premium, TDI SE, TDI SEL Premium, Trendline, Trendline TDI, Wolfsburg Edition	Rear Left, 4-Wheel ABS	ABS1415-HU
Passat	ABS Wheel Speed Sensor	1.8L, 2.0L, 2.5L, 3.6L	Comfortline, Comfortline TDI, Highline, Highline TDI, S, SE, SEL Premium, TDI SE, TDI SEL Premium, Trendline, Trendline TDI, Wolfsburg Edition	Rear Right, 4-Wheel ABS	ABS1416-HU
Passat	Voltage Regulator	2.5L, 3.6L	Comfortline, Highline, S, SE, SEL Premium, Sportline, Trendline, Wolfsburg Edition		ALR0573
Passat	Engine Camshaft Position Sensor	3.6L	Comfortline, Highline, SE, SEL Premium		CPS7385HU-D
Passat	Engine Camshaft Position Sensor	2.5L	Comfortline, S, SE, Sportline, Trendline, Wolfsburg Edition		CPS7389-HU
Passat	Engine Crankshaft Position Sensor	2.0L	Comfortline TDI, Highline TDI, TDI SE, TDI SEL Premium, Trendline TDI		CPS8080HU-D
Passat	Fuel Pump Driver Module	1.8L, 2.0L, 2.5L, 3.6L	Comfortline, Comfortline TDI, Highline, Highline TDI, S, SE, SEL Premium, Sportline, TDI SE, TDI SEL Premium, Trendline, Trendline TDI, Wolfsburg Edition		FPC2921-HU
Passat	Fuel Pump Module Assembly	1.8L, 2.5L, 3.6L	Comfortline, Highline, S, SE, SEL Premium, Sportline, Trendline, Wolfsburg Edition	W/ Fuel System For Carburetor Gasoline Engine W/ Injector System, W/O Fuel Return, SPECIAL ORDER ONLY	FUP3402HU-D
Passat	Diesel Glow Plug Relay	2.0L	Comfortline TDI, Highline TDI, TDI SE, TDI SEL Premium, Trendline TDI	DIESEL, CKRA, Sedan, SPECIAL ORDER ONLY	GLP2129-D
Passat	Direct Injection High Pressure Fuel Pump	3.6L	Comfortline, Highline, SE, SEL Premium	CDVB, Actual OE, EXTERNAL HIGH-PRESSURE PUMP	HPP0015
Passat	HVAC Blower Control Module	1.8L, 2.0L, 2.5L, 3.6L	Comfortline, Comfortline TDI, Highline, Highline TDI, S, SE, SEL Premium, Sportline, TDI SE, TDI SEL Premium, Trendline, Trendline TDI, Wolfsburg Edition		HVC2536-HU

Vehicle	Part Type	Engine Size	Trim	Note(s)	Part Number
<b>2014 Volkswagen (cont'd)</b>					
Tiguan	ABS Wheel Speed Sensor	2.0L	Comfortline, Highline, R-Line, S, SE, SEL, Trendline	For vehicles W/ Cruise control system (CCS) electronic, Rear Left, 4-Wheel ABS, AWD	ABS1413
Tiguan	ABS Wheel Speed Sensor	2.0L	Track & Fun	For vehicles W/ Cruise control system (CCS) electronic, Rear Left, AWD	ABS1413
Tiguan	ABS Wheel Speed Sensor	2.0L	Comfortline, Highline, R-Line, S, SE, SEL, Sport & Style, Track & Fun, Trendline	Front Left	ABS1413
Tiguan	ABS Wheel Speed Sensor	2.0L	Comfortline, Highline, R-Line, S, SE, SEL, Trendline	For vehicles W/ Cruise control system (CCS) electronic, Rear Right, 4-Wheel ABS, AWD	ABS1414
Tiguan	ABS Wheel Speed Sensor	2.0L	Track & Fun	For vehicles W/ Cruise control system (CCS) electronic, Rear Right, AWD	ABS1414
Tiguan	ABS Wheel Speed Sensor	2.0L	Comfortline, Highline, R-Line, S, SE, SEL, Sport & Style, Track & Fun, Trendline	Front Right	ABS1414
Tiguan	ABS Wheel Speed Sensor	2.0L	Comfortline, Highline, R-Line, S, SE, SEL, Trendline	For vehicles Without Parallel parking assistant, Rear Left, 4-Wheel ABS, AWD	ABS1415-HU
Tiguan	ABS Wheel Speed Sensor	2.0L	Comfortline, Highline, R-Line, S, SE, SEL, Trendline	For vehicles Without Parallel parking assistant, Rear Left, 4-Wheel ABS, FWD	ABS1415-HU
Tiguan	ABS Wheel Speed Sensor	2.0L	Comfortline, Highline, R-Line, S, SE, SEL, Trendline	For vehicles Without Parallel parking assistant, Rear Right, 4-Wheel ABS, AWD	ABS1416-HU
Tiguan	ABS Wheel Speed Sensor	2.0L	Comfortline, Highline, R-Line, S, SE, SEL, Trendline	For vehicles Without Parallel parking assistant, Rear Right, 4-Wheel ABS, FWD	ABS1416-HU
Tiguan	ABS Wheel Speed Sensor	2.0L	Comfortline, Highline, R-Line, S, SE, SEL, Trendline	For vehicles With Parallel parking assistant, Rear, 4-Wheel ABS, FWD	ABS1444-HU

Vehicle	Part Type	Engine Size	Trim	Note(s)	Part Number
<b>2014 Volkswagen (cont'd)</b>					
Tiguan	ABS Wheel Speed Sensor	2.0L	Sport & Style, Track & Fun	For vehicles With Parallel parking assistant, Rear, FWD	ABS1444-HU
Tiguan	ABS Wheel Speed Sensor	2.0L	Comfortline, Highline, R-Line, S, SE, SEL, Trendline	For vehicles With Parallel parking assistant, Rear Left, 4-Wheel ABS, FWD, SPECIAL ORDER ONLY	ABS1445HU-D
Tiguan	ABS Wheel Speed Sensor	2.0L	Sport & Style, Track & Fun	For vehicles With Parallel parking assistant, Rear Left, FWD, SPECIAL ORDER ONLY	ABS1445HU-D
Tiguan	ABS Wheel Speed Sensor	2.0L	Comfortline, Highline, R-Line, S, SE, SEL, Trendline	For vehicles With Parallel parking assistant, Rear Left, 4-Wheel ABS, AWD, SPECIAL ORDER ONLY	ABS1446HU-D
Tiguan	ABS Wheel Speed Sensor	2.0L	Track & Fun	For vehicles With Parallel parking assistant, Rear Left, AWD, SPECIAL ORDER ONLY	ABS1446HU-D
Tiguan	ABS Wheel Speed Sensor	2.0L	Comfortline, Highline, R-Line, S, SE, SEL, Trendline	For vehicles With Parallel parking assistant, Rear Right, 4-Wheel ABS, AWD, SPECIAL ORDER ONLY	ABS1448HU-D
Tiguan	ABS Wheel Speed Sensor	2.0L	Track & Fun	For vehicles With Parallel parking assistant, Rear Right, AWD, SPECIAL ORDER ONLY	ABS1448HU-D
Tiguan	Engine Camshaft Position Sensor	2.0L	Comfortline, Highline, R-Line, S, SE, SEL, Sport & Style, Track & Fun, Trendline		CPS7386-HU
Tiguan	Fuel Pump Driver Module	2.0L	Comfortline, Highline, R-Line, S, SE, SEL, Sport & Style, Track & Fun, Trendline	For Vehicle With Activated carbon canister [1E1]	FPC2904-HU
Tiguan	Fuel Pump Driver Module	2.0L	Comfortline, Highline, R-Line, S, SE, SEL, Sport & Style, Track & Fun, Trendline	For Vehicle With Activated charcoal canister acc. to ORVR and siphoning device for filling up [1E4]	FPC2923-HU

Vehicle	Part Type	Engine Size	Trim	Note(s)	Part Number
<b>2014 Volkswagen (cont'd)</b>					
Tiguan	Fuel Pump	1.4L, 2.0L	Base, Comfortline, Highline, R-Line, S, SE, SEL, Sport & Style, Trendline		FUP3058
Tiguan	HVAC Blower Control Module	2.0L	Comfortline, Highline, R-Line, S, SE, SEL, Sport & Style, Track & Fun, Trendline		HVC2536-HU
Tiguan	Mass Air Flow Sensor	2.0L	Comfortline, Highline, R-Line, S, SE, SEL, Sport & Style, Track & Fun, Trendline	Actual OE	MAF0051
Touareg	ABS Wheel Speed Sensor	3.0L, 3.6L	Base, Comfortline, Comfortline TDI, Execline, Execline TDI, Highline, Highline TDI, Hybrid, TDI, TDI Edition X, TDI Executive, TDI Lux, TDI R-Line, TDI Sport, V6 Executive, V6 Lux, V6 R-Line, V6 Sport, X	Front Left	ABS1444-HU
Touareg	ABS Wheel Speed Sensor	3.0L, 3.6L	Base, Comfortline, Comfortline TDI, Execline, Execline TDI, Highline, Highline TDI, Hybrid, TDI, TDI Edition X, TDI Executive, TDI Lux, TDI R-Line, TDI Sport, V6 Executive, V6 Lux, V6 R-Line, V6 Sport, X	Front Right	ABS1444-HU
Touareg	ABS Wheel Speed Sensor	3.0L, 3.6L	Base, Comfortline, Comfortline TDI, Execline, Execline TDI, Highline, Highline TDI, Hybrid, TDI, TDI Edition X, TDI Executive, TDI Lux, TDI R-Line, TDI Sport, V6 Executive, V6 Lux, V6 R-Line, V6 Sport, X	Rear Left	ABS1444-HU
Touareg	ABS Wheel Speed Sensor	3.0L, 3.6L	Base, Comfortline, Comfortline TDI, Execline, Execline TDI, Highline, Highline TDI, Hybrid, TDI, TDI Edition X, TDI Executive, TDI Lux, TDI R-Line, TDI Sport, V6 Executive, V6 Lux, V6 R-Line, V6 Sport, X	Rear Right	ABS1444-HU
Touareg	Engine Camshaft Position Sensor	3.6L	Comfortline, Execline, Highline, V6 Executive, V6 Lux, V6 R-Line, V6 Sport		CPS7385HU-D
Touareg	Engine Camshaft Position Sensor	3.0L	Base, Comfortline TDI, Execline TDI, Highline TDI, Hybrid, TDI, TDI Edition X, TDI Executive, TDI Lux, TDI R-Line, TDI Sport, X		CPS7386-HU

Vehicle	Part Type	Engine Size	Trim	Note(s)	Part Number
<b>2014 Volkswagen (cont'd)</b>					
Touareg	Direct Injection High Pressure Fuel Pump	3.6L	Comfortline, Execline, Highline, V6, V6 Executive, V6 Lux, V6 R-Line, V6 Sport	Actual OE, EXTERNAL HIGH-PRESSURE PUMP	HPP0015
Touareg	Ignition Coil	3.0L	Hybrid		IGC3831
Touareg	Mass Air Flow Sensor	3.0L	Base, Comfortline TDI, Execline TDI, Highline TDI, TDI, TDI Edition X, TDI Executive, TDI Lux, TDI R-Line, TDI Sport, X	DIESEL, Actual OE	MAF0030
Touareg	Manifold Absolute Pressure Sensor	3.0L	Base, Comfortline TDI, Execline TDI, Highline TDI, TDI, TDI Edition X, TDI Executive, TDI Lux, TDI R-Line, TDI Sport, X		PRS8214-HU
<b>2015 Volkswagen</b>					
Beetle	ABS Wheel Speed Sensor	1.8L, 2.0L	Base, Classic, Comfortline, Comfortline TDI, Fleet Edition, R-Line, Sportline, TDI, Trendline, Turbo	Front Left	ABS1413
Beetle	ABS Wheel Speed Sensor	1.8L, 2.0L	Base, Classic, Comfortline, Comfortline TDI, Fleet Edition, R-Line, Sportline, TDI, Trendline, Turbo	Front Right	ABS1414
Beetle	ABS Wheel Speed Sensor	1.8L, 2.0L	Base, Classic, Comfortline, Comfortline TDI, Fleet Edition, R-Line, Sportline, TDI, Trendline	Rear Left, 4-Wheel ABS	ABS1415-HU
Beetle	ABS Wheel Speed Sensor	1.8L, 2.0L	Base, Classic, Comfortline, Comfortline TDI, Fleet Edition, R-Line, Sportline, TDI, Trendline	Rear Right, 4-Wheel ABS	ABS1416-HU
Beetle	Voltage Regulator	1.8L, 2.0L	Base, Classic, Comfortline, Comfortline TDI, Fleet Edition, R-Line, Sportline, TDI, Trendline, Turbo	140A BOSCH	ALR0400-HU
Beetle	Fuel Pump Driver Module	1.8L, 2.0L	Base, Comfortline, Comfortline TDI, R-Line, Sportline, TDI, Trendline	Convertible	FPC2900-HU
Beetle	Fuel Pump Driver Module	1.8L, 2.0L	Base, Classic, Comfortline, Comfortline TDI, Fleet Edition, R-Line, Sportline, TDI, Trendline, Turbo	Hatchback	FPC2900-HU
Beetle	Fuel Pump Module Assembly	1.8L, 2.0L	Base, Classic, Comfortline, Comfortline TDI, Fleet Edition, R-Line, Sportline, TDI, Trendline, Turbo	W/ Fuel System For Carburetor Gasoline Engine W/ Injector System, W/O Fuel Return	FUP3377-HU
Beetle	Fuel Pump Module Assembly	2.0L	Comfortline TDI, R-Line, Sportline, TDI, Turbo	To 03/08/2014, SPECIAL ORDER ONLY	FUP3386-D

Vehicle	Part Type	Engine Size	Trim	Note(s)	Part Number
<b>2015 Volkswagen (cont'd)</b>					
Beetle	Fuel Pump Module Assembly	1.8L, 2.0L	Base, Classic, Comfortline, Comfortline TDI, Fleet Edition, R-Line, Sportline, TDI, Trendline, Turbo	W/ Fuel System For SI Direct Injection ( FSI )	FUP3390-HU
Beetle	Diesel Glow Plug Relay	2.0L	Comfortline TDI, TDI	DIESEL, CVCA, Convertible, SPECIAL ORDER ONLY	GLP2129-D
Beetle	Diesel Glow Plug Relay	2.0L	Comfortline TDI, TDI	DIESEL, CVCA, Hatchback, SPECIAL ORDER ONLY	GLP2129-D
Beetle	Diesel Glow Plug Relay	2.0L	R-Line, Sportline	GAS, CPLA, Convertible, SPECIAL ORDER ONLY	GLP2129-D
Beetle	Diesel Glow Plug Relay	2.0L	R-Line, Sportline	GAS, CPLA, Hatchback, SPECIAL ORDER ONLY	GLP2129-D
Beetle	Diesel Glow Plug Relay	2.0L	R-Line, Sportline	GAS, CPPA, Convertible, SPECIAL ORDER ONLY	GLP2129-D
Beetle	Diesel Glow Plug Relay	2.0L	R-Line, Sportline	GAS, CPPA, Hatchback, SPECIAL ORDER ONLY	GLP2129-D
Beetle	HVAC Blower Control Module	1.8L, 2.0L	Base, Classic, Comfortline, Comfortline TDI, Fleet Edition, R-Line, Sportline, TDI, Trendline, Turbo		HVC2536-HU
Caddy	Fuel Pump	1.2L	Base, Maxi		FUP3058
CC	ABS Wheel Speed Sensor	2.0L, 3.6L	Base, Execline, Executive, Executive 4 Motion, Highline, R-Line, Sport, Sportline	Front Left	ABS1413
CC	ABS Wheel Speed Sensor	2.0L, 3.6L	Base, Execline, Executive, Executive 4 Motion, Highline, R-Line, Sport, Sportline	Front Right	ABS1414
CC	ABS Wheel Speed Sensor	2.0L	Base, Executive, Highline, R-Line, Sport, Sportline	Rear	ABS1444-HU
CC	ABS Wheel Speed Sensor	2.0L	Base, Executive, Highline, R-Line, Sport, Sportline	Rear Left, SPECIAL ORDER ONLY	ABS1445HU-D
CC	ABS Wheel Speed Sensor	3.6L	Execline, Executive 4 Motion	Rear Left, AWD, SPECIAL ORDER ONLY	ABS1446HU-D
CC	ABS Wheel Speed Sensor	3.6L	Execline, Executive 4 Motion	Rear Right, AWD, SPECIAL ORDER ONLY	ABS1448HU-D

Vehicle	Part Type	Engine Size	Trim	Note(s)	Part Number
<b>2015 Volkswagen (cont'd)</b>					
CC	Voltage Regulator	2.0L, 3.6L	Base, Execline, Executive, Executive 4 Motion, Highline, R-Line, Sport, Sportline	140A BOSCH	ALR0400-HU
CC	Voltage Regulator	2.0L, 3.6L	Base, Execline, Executive, Executive 4 Motion, Highline, R-Line, Sport, Sportline	Manufacturer : BOSCH, SPECIAL ORDER ONLY	ALR0411HU-D
CC	Voltage Regulator	2.0L, 3.6L	Base, Execline, Executive, Executive 4 Motion, Highline, R-Line, Sport, Sportline	Manufacturer : VALEO, SPECIAL ORDER ONLY	ALR0412HU-D
CC	Voltage Regulator	2.0L	Base, Executive, Highline, R-Line, Sport, Sportline		ALR0573
CC	Engine Camshaft Position Sensor	3.6L	Execline, Executive 4 Motion		CPS7385HU-D
CC	Engine Camshaft Position Sensor	2.0L	Base, Executive, Highline, R-Line, Sport, Sportline		CPS7386-HU
CC	Fuel Pump Driver Module	2.0L	Executive, Highline, R-Line, Sport, Sportline	CBFA	FPC2900-HU
CC	Fuel Pump Driver Module	2.0L	Executive, Highline, R-Line, Sport, Sportline	CCTA	FPC2900-HU
CC	Fuel Pump Driver Module	3.6L	Execline, Executive 4 Motion	CNNA	FPC2921-HU
CC	Direct Injection High Pressure Fuel Pump	3.6L	Execline, Executive 4 Motion	Actual OE, EXTERNAL HIGH-PRESSURE PUMP	HPP0015
CC	Mass Air Flow Sensor	2.0L	Base, Executive, Highline, R-Line, Sport, Sportline	w/ 06J.B (PR-TQ2) Unit, Actual OE	MAF0051
CC	Mass Air Flow Sensor	2.0L	Base, Executive, Highline, R-Line, Sport, Sportline	w/ 06J.D (PR-TD6) Unit, Actual OE	MAF0116
e-Golf	ABS Wheel Speed Sensor		Limited Edition, SEL Premium	Front Left, SPECIAL ORDER ONLY	ABS1409HU-D
e-Golf	ABS Wheel Speed Sensor		Limited Edition, SEL Premium	Front Right, SPECIAL ORDER ONLY	ABS1410HU-D
e-Golf	ABS Wheel Speed Sensor		Limited Edition, SEL Premium	For vehicles Without Parallel parking assistant, Rear, SPECIAL ORDER ONLY	ABS1442HU-D
Eos	ABS Wheel Speed Sensor	2.0L	Executive, Final Edition, Komfort, Wolfsburg Edition	Front Left	ABS1413
Eos	ABS Wheel Speed Sensor	2.0L	Executive, Final Edition, Komfort, Wolfsburg Edition	Front Right	ABS1414
Eos	ABS Wheel Speed Sensor	2.0L	Executive, Final Edition, Komfort, Wolfsburg Edition	PR-7X0; PR-7X1, Rear Left, 4-Wheel ABS, FWD	ABS1415-HU

Vehicle	Part Type	Engine Size	Trim	Note(s)	Part Number
<b>2015 Volkswagen (cont'd)</b>					
Eos	ABS Wheel Speed Sensor	2.0L	Executive, Final Edition, Komfort, Wolfsburg Edition	PR-7X0; PR-7X1, Rear Right, 4-Wheel ABS, FWD	ABS1416-HU
Eos	ABS Wheel Speed Sensor	2.0L	Executive, Final Edition, Komfort, Wolfsburg Edition	PR-7X5, Rear, 4-Wheel ABS, FWD	ABS1444-HU
Eos	ABS Wheel Speed Sensor	2.0L	Executive, Final Edition, Komfort, Wolfsburg Edition	PR-7X5, Rear Left, 4-Wheel ABS, FWD, SPECIAL ORDER ONLY	ABS1445HU-D
Eos	Engine Camshaft Position Sensor	2.0L	Executive, Final Edition, Komfort, Wolfsburg Edition		CPS7386-HU
Eos	Fuel Pump Driver Module	2.0L	Executive, Final Edition, Komfort, Wolfsburg Edition		FPC2900-HU
Eos	Fuel Pump	2.0L	Executive, Final Edition, Komfort, Wolfsburg Edition	GAS, CBFA	FUP3058
Eos	Fuel Pump	2.0L	Executive, Final Edition, Komfort, Wolfsburg Edition	GAS, CCTA	FUP3058
Eos	Fuel Pump Module Assembly	2.0L	Executive, Final Edition, Komfort, Wolfsburg Edition		FUP3390-HU
Eos	Mass Air Flow Sensor	2.0L	Executive, Final Edition, Komfort, Wolfsburg Edition	Actual OE	MAF0051
Golf	ABS Wheel Speed Sensor	1.8L, 2.0L	Comfortline, Comfortline TDI, Highline, Highline TDI, Launch Edition, S, SE, SEL, TDI S, TDI SE, TDI SEL, Trendline, Trendline TDI	Front Left, SPECIAL ORDER ONLY	ABS1409HU-D
Golf	ABS Wheel Speed Sensor	1.8L, 2.0L	Comfortline, Comfortline TDI, Highline, Highline TDI, Launch Edition, S, SE, SEL, TDI S, TDI SE, TDI SEL, Trendline, Trendline TDI	Front Right, SPECIAL ORDER ONLY	ABS1410HU-D
Golf	Diesel Glow Plug Relay	2.0L	Comfortline TDI, Highline TDI, TDI S, TDI SE, TDI SEL, Trendline TDI	DIESEL, CRUA, Hatchback, SPECIAL ORDER ONLY	GLP2149-D
Golf	Direct Injection High Pressure Fuel Pump	2.0L	Comfortline TDI, Highline TDI, TDI S, TDI SE, TDI SEL, Trendline TDI	Actual OE, EXTERNAL HIGH-PRESSURE PUMP	HPP0018
Golf	Direct Injection High Pressure Fuel Pump	1.4L	Comfortline, Highline	w/ 04E.C Unit, Actual OE, EXTERNAL HIGH-PRESSURE PUMP	HPP0019
Golf	Ignition Coil	1.8L	Comfortline, Highline, SE, SEL	With Module, CNSA	IGC4052HU-D
Golf	Ignition Coil	1.8L	Comfortline, Highline, SE, SEL	With Module, CNSB	IGC4052HU-D
Golf	Ignition Coil	1.8L	Comfortline, Highline, SE, SEL	Coil only, CNSA	IGC4072-D



Vehicle	Part Type	Engine Size	Trim	Note(s)	Part Number
<b>2015 Volkswagen (cont'd)</b>					
Golf	Ignition Coil	1.8L	Comfortline, Highline, SE, SEL	Coil only, CNSB	IGC4072-D
Golf R	ABS Wheel Speed Sensor	2.0L	Base	Front Left, SPECIAL ORDER ONLY	ABS1409HU-D
Golf R	ABS Wheel Speed Sensor	2.0L	Base	Front Right, SPECIAL ORDER ONLY	ABS1410HU-D
Golf R	ABS Wheel Speed Sensor	2.0L	Base	For vehicles With Parallel parking assistant, Rear Left, SPECIAL ORDER ONLY	ABS1446HU-D
Golf R	ABS Wheel Speed Sensor	2.0L	Base	For vehicles With Parallel parking assistant, Rear Right, SPECIAL ORDER ONLY	ABS1448HU-D
Golf R	Direct Injection High Pressure Fuel Pump	2.0L	Base	Actual OE, EXTERNAL HIGH-PRESSURE PUMP	HPP0025
Golf SportWagen	ABS Wheel Speed Sensor	1.8L, 2.0L	Comfortline, Comfortline TDI, Highline, Highline TDI, S, SE, SEL, TDI S, TDI SE, TDI SEL, Trendline, Trendline TDI	Front Left, SPECIAL ORDER ONLY	ABS1409HU-D
Golf SportWagen	ABS Wheel Speed Sensor	1.8L, 2.0L	Comfortline, Comfortline TDI, Highline, Highline TDI, S, SE, SEL, TDI S, TDI SE, TDI SEL, Trendline, Trendline TDI	Front Right, SPECIAL ORDER ONLY	ABS1410HU-D
Golf SportWagen	ABS Wheel Speed Sensor	1.8L, 2.0L	Comfortline, Comfortline TDI, Highline, Highline TDI, S, SE, SEL, TDI S, TDI SE, TDI SEL, Trendline, Trendline TDI	For vehicles Without Parallel parking assistant, Rear, SPECIAL ORDER ONLY	ABS1442HU-D
GTI	ABS Wheel Speed Sensor	2.0L	Autobahn, Base, S, SE	Front Left, SPECIAL ORDER ONLY	ABS1409HU-D
GTI	ABS Wheel Speed Sensor	2.0L	Autobahn, Base, S, SE	Front Right, SPECIAL ORDER ONLY	ABS1410HU-D
GTI	ABS Wheel Speed Sensor	2.0L	Autobahn, Base, S, SE	For vehicles W/ Cruise control system (CCS) electronic, Rear Left	ABS1413
GTI	ABS Wheel Speed Sensor	2.0L	Autobahn, Base, S, SE	For vehicles W/ Cruise control system (CCS) electronic, Rear Right	ABS1414

Vehicle	Part Type	Engine Size	Trim	Note(s)	Part Number
<b>2015 Volkswagen (cont'd)</b>					
GTI	ABS Wheel Speed Sensor	2.0L	Autobahn, Base, S, SE	For vehicles Without Parallel parking assistant, Rear, SPECIAL ORDER ONLY	ABS1442HU-D
GTI	Direct Injection High Pressure Fuel Pump	2.0L	Autobahn, Base, S, SE	Actual OE, EXTERNAL HIGH-PRESSURE PUMP	HPP0018
Jetta	ABS Wheel Speed Sensor	1.4L, 1.8L, 2.0L	Base, Comfortline, Comfortline TDI, GLI, GLI Autobahn, GLI SE, GLI SEL, Highline, Highline TDI, Hybrid SEL Premium, S, SE, SEL, Sport, TDI, TDI S, TDI SE, TDI SEL, Trendline, Trendline TDI	Front Left	ABS1413
Jetta	ABS Wheel Speed Sensor	1.4L, 1.8L, 2.0L	Base, Comfortline, Comfortline TDI, GLI, GLI Autobahn, GLI SE, GLI SEL, Highline, Highline TDI, Hybrid SEL Premium, S, SE, SEL, Sport, TDI, TDI S, TDI SE, TDI SEL, Trendline, Trendline TDI	Front Right	ABS1414
Jetta	ABS Wheel Speed Sensor	1.4L, 1.8L, 2.0L	Base, Comfortline, Comfortline TDI, GLI Autobahn, GLI SE, GLI SEL, Highline, Highline TDI, Hybrid SEL Premium, S, SE, SEL, Sport, TDI S, TDI SE, TDI SEL, Trendline, Trendline TDI	For vehicles Without lane change assistant, Rear Left, 4-Wheel ABS, FWD	ABS1415-HU
Jetta	ABS Wheel Speed Sensor	1.4L, 1.8L, 2.0L	Base, Comfortline, Comfortline TDI, GLI Autobahn, GLI SE, GLI SEL, Highline, Highline TDI, Hybrid SEL Premium, S, SE, SEL, Sport, TDI S, TDI SE, TDI SEL, Trendline, Trendline TDI	For vehicles Without lane change assistant, Rear Right, 4-Wheel ABS, FWD	ABS1416-HU
Jetta	ABS Wheel Speed Sensor	2.0L	GLI, TDI	For vehicles W/ Blind spot detection (BSD), Rear	ABS1444-HU
Jetta	ABS Wheel Speed Sensor	1.4L, 1.8L, 2.0L	Base, Comfortline, Comfortline TDI, GLI Autobahn, GLI SE, GLI SEL, Highline, Highline TDI, Hybrid SEL Premium, S, SE, SEL, Sport, TDI S, TDI SE, TDI SEL, Trendline, Trendline TDI	For vehicles W/ Blind spot detection (BSD), Rear, 4-Wheel ABS, FWD	ABS1444-HU

Vehicle	Part Type	Engine Size	Trim	Note(s)	Part Number
<b>2015 Volkswagen (cont'd)</b>					
Jetta	ABS Wheel Speed Sensor	2.0L	Base	For vehicles W/ Blind spot detection (BSD), Rear, FWD	ABS1444-HU
Jetta	ABS Wheel Speed Sensor	1.4L, 1.8L, 2.0L	Base, Comfortline, Comfortline TDI, GLI Autobahn, GLI SE, GLI SEL, Highline, Highline TDI, Hybrid SEL Premium, S, SE, SEL, Sport, TDI S, TDI SE, TDI SEL, Trendline, Trendline TDI	For vehicles W/ Blind spot detection (BSD), Rear Left, 4-Wheel ABS, FWD, SPECIAL ORDER ONLY	ABS1445HU-D
Jetta	ABS Wheel Speed Sensor	2.0L	Base	For vehicles W/ Blind spot detection (BSD), Rear Left, FWD, SPECIAL ORDER ONLY	ABS1445HU-D
Jetta	ABS Wheel Speed Sensor	2.0L	GLI, TDI	For vehicles W/ Blind spot detection (BSD), Rear Left, SPECIAL ORDER ONLY	ABS1445HU-D
Jetta	Engine Camshaft Position Sensor	2.0L	Base, GLI, GLI Autobahn, GLI SE, GLI SEL, S, Trendline		CPS8158HU-D
Jetta	Engine Crankshaft Position Sensor	2.0L	Base, GLI, GLI Autobahn, GLI SE, GLI SEL, S, Trendline		CPS8161HU-D
Jetta	Fuel Pump Driver Module	1.4L, 1.8L, 2.0L	Base, Comfortline, Comfortline TDI, GLI, GLI Autobahn, GLI SE, GLI SEL, Highline, Highline TDI, Hybrid SEL Premium, S, SE, SEL, Sport, TDI, TDI S, TDI SE, TDI SEL, Trendline, Trendline TDI		FPC2900-HU
Jetta	Fuel Pump Control Module	1.4L, 1.8L, 2.0L	Base, Comfortline, Comfortline TDI, GLI, GLI Autobahn, GLI SE, GLI SEL, Highline, Highline TDI, Hybrid SEL Premium, S, SE, SEL, Sport, TDI, TDI S, TDI SE, TDI SEL, Trendline, Trendline TDI	SPECIAL ORDER ONLY	FPC2909-HU
Jetta	Fuel Pump Module Assembly	1.8L, 2.0L	S, SE		FUP3377-HU
Jetta	Direct Injection High Pressure Fuel Pump	1.4L	Hybrid SEL Premium	To 01/25/2015, CNLA, Actual OE, EXTERNAL HIGH-PRESSURE PUMP	HPP0019

Vehicle	Part Type	Engine Size	Trim	Note(s)	Part Number
<b>2015 Volkswagen (cont'd)</b>					
Jetta	Ignition Coil	2.0L	Base, GLI, GLI Autobahn, GLI SE, GLI SEL, S, Trendline		IGC0133
Jetta	Ignition Coil	1.4L	Hybrid SEL Premium		IGC3894-D
Jetta	Spark Plug Wire	2.0L	Base, S, Trendline	cylinders 1-4, CBPA, SPECIAL ORDER ONLY	SPW4792HU-D
Passat	ABS Wheel Speed Sensor	1.8L, 2.0L, 3.6L	Base, Comfortline, Comfortline TDI, Design, Highline, Highline TDI, Limited Edition, S, SE, SEL Premium, Sport, TDI SE, TDI SEL Premium, Trendline, Trendline TDI, Wolfsburg Edition	Front Left	ABS1413
Passat	ABS Wheel Speed Sensor	1.8L, 2.0L, 3.6L	Base, Comfortline, Comfortline TDI, Design, Highline, Highline TDI, Limited Edition, S, SE, SEL Premium, Sport, TDI SE, TDI SEL Premium, Trendline, Trendline TDI, Wolfsburg Edition	Front Right	ABS1414
Passat	ABS Wheel Speed Sensor	1.8L, 2.0L	Comfortline, Comfortline TDI, Highline, Highline TDI, Limited Edition, S, SE, SEL Premium, Sport, TDI SE, TDI SEL Premium, Trendline, Trendline TDI, Wolfsburg Edition	Rear Left, 4-Wheel ABS	ABS1415-HU
Passat	ABS Wheel Speed Sensor	3.6L	Comfortline, Highline, SEL Premium	Without Harness, Rear Left, 4-Wheel ABS	ABS1415-HU
Passat	ABS Wheel Speed Sensor	1.8L, 2.0L	Comfortline, Comfortline TDI, Highline, Highline TDI, Limited Edition, S, SE, SEL Premium, Sport, TDI SE, TDI SEL Premium, Trendline, Trendline TDI, Wolfsburg Edition	Rear Right, 4-Wheel ABS	ABS1416-HU
Passat	ABS Wheel Speed Sensor	3.6L	Comfortline, Highline, SEL Premium	Without Harness, Rear Right, 4-Wheel ABS	ABS1416-HU
Passat	Voltage Regulator	3.6L	Base, Design		ALR0573
Passat	Engine Camshaft Position Sensor	3.6L	Base, Design		CPS7385HU-D
Passat	Fuel Pump Driver Module	1.8L, 2.0L	Comfortline, Comfortline TDI, Highline, Highline TDI, Limited Edition, S, SE, SEL Premium, Sport, TDI SE, TDI SEL Premium, Trendline, Trendline TDI, Wolfsburg Edition		FPC2921-HU

Vehicle	Part Type	Engine Size	Trim	Note(s)	Part Number
<b>2015 Volkswagen (cont'd)</b>					
Passat	Fuel Pump Module Assembly	1.8L, 3.6L	Base, Comfortline, Design, Highline, Limited Edition, S, SE, SEL Premium, Sport, Trendline, Wolfsburg Edition	W/ Fuel System For Carburetor Gasoline Engine W/ Injector System, W/O Fuel Return, SPECIAL ORDER ONLY	FUP3402HU-D
Passat	Diesel Glow Plug Relay	2.0L	Comfortline TDI, Highline TDI, TDI SE, TDI SEL Premium, Trendline TDI	DIESEL, CVCA, Sedan, SPECIAL ORDER ONLY	GLP2129-D
Passat	HVAC Blower Control Module	1.8L, 2.0L, 3.6L	Base, Comfortline, Comfortline TDI, Design, Highline, Highline TDI, Limited Edition, S, SE, SEL Premium, Sport, TDI SE, TDI SEL Premium, Trendline, Trendline TDI, Wolfsburg Edition		HVC2536-HU
Tiguan	ABS Wheel Speed Sensor	2.0L	Comfortline, R-Line, S, SE, SEL, Trendline	For vehicles W/ Cruise control system (CCS) electronic, Rear Left, 4-Wheel ABS, AWD	ABS1413
Tiguan	ABS Wheel Speed Sensor	2.0L	Base, Highline, Track & Fun	For vehicles W/ Cruise control system (CCS) electronic, Rear Left, AWD	ABS1413
Tiguan	ABS Wheel Speed Sensor	2.0L	Base, Comfortline, Highline, R-Line, S, SE, SEL, Sport & Style, Track & Fun, Trendline	Front Left	ABS1413
Tiguan	ABS Wheel Speed Sensor	2.0L	Comfortline, R-Line, S, SE, SEL, Trendline	For vehicles W/ Cruise control system (CCS) electronic, Rear Right, 4-Wheel ABS, AWD	ABS1414
Tiguan	ABS Wheel Speed Sensor	2.0L	Base, Highline, Track & Fun	For vehicles W/ Cruise control system (CCS) electronic, Rear Right, AWD	ABS1414
Tiguan	ABS Wheel Speed Sensor	2.0L	Base, Comfortline, Highline, R-Line, S, SE, SEL, Sport & Style, Track & Fun, Trendline	Front Right	ABS1414
Tiguan	ABS Wheel Speed Sensor	2.0L	Comfortline, R-Line, S, SE, SEL, Trendline	For vehicles Without Parallel parking assistant, Rear Left, 4-Wheel ABS, AWD	ABS1415-HU

Vehicle	Part Type	Engine Size	Trim	Note(s)	Part Number
<b>2015 Volkswagen (cont'd)</b>					
Tiguan	ABS Wheel Speed Sensor	2.0L	Comfortline, R-Line, S, SE, SEL, Trendline	For vehicles Without Parallel parking assistant, Rear Left, 4-Wheel ABS, FWD	ABS1415-HU
Tiguan	ABS Wheel Speed Sensor	2.0L	Comfortline, R-Line, S, SE, SEL, Trendline	For vehicles Without Parallel parking assistant, Rear Right, 4-Wheel ABS, AWD	ABS1416-HU
Tiguan	ABS Wheel Speed Sensor	2.0L	Comfortline, R-Line, S, SE, SEL, Trendline	For vehicles Without Parallel parking assistant, Rear Right, 4-Wheel ABS, FWD	ABS1416-HU
Tiguan	ABS Wheel Speed Sensor	2.0L	Comfortline, R-Line, S, SE, SEL, Trendline	For vehicles With Parallel parking assistant, Rear, 4-Wheel ABS, FWD	ABS1444-HU
Tiguan	ABS Wheel Speed Sensor	2.0L	Base, Sport & Style, Track & Fun	For vehicles With Parallel parking assistant, Rear, FWD	ABS1444-HU
Tiguan	ABS Wheel Speed Sensor	2.0L	Comfortline, R-Line, S, SE, SEL, Trendline	For vehicles With Parallel parking assistant, Rear Left, 4-Wheel ABS, FWD, SPECIAL ORDER ONLY	ABS1445HU-D
Tiguan	ABS Wheel Speed Sensor	2.0L	Base, Sport & Style, Track & Fun	For vehicles With Parallel parking assistant, Rear Left, FWD, SPECIAL ORDER ONLY	ABS1445HU-D
Tiguan	ABS Wheel Speed Sensor	2.0L	Comfortline, R-Line, S, SE, SEL, Trendline	For vehicles With Parallel parking assistant, Rear Left, 4-Wheel ABS, AWD, SPECIAL ORDER ONLY	ABS1446HU-D
Tiguan	ABS Wheel Speed Sensor	2.0L	Base, Highline, Track & Fun	For vehicles With Parallel parking assistant, Rear Left, AWD, SPECIAL ORDER ONLY	ABS1446HU-D
Tiguan	ABS Wheel Speed Sensor	2.0L	Comfortline, R-Line, S, SE, SEL, Trendline	For vehicles With Parallel parking assistant, Rear Right, 4-Wheel ABS, AWD, SPECIAL ORDER ONLY	ABS1448HU-D

Vehicle	Part Type	Engine Size	Trim	Note(s)	Part Number
<b>2015 Volkswagen (cont'd)</b>					
Tiguan	ABS Wheel Speed Sensor	2.0L	Base, Highline, Track & Fun	For vehicles With Parallel parking assistant, Rear Right, AWD, SPECIAL ORDER ONLY	ABS1448HU-D
Tiguan	Engine Camshaft Position Sensor	2.0L	Base, Comfortline, Highline, R-Line, S, SE, SEL, Sport & Style, Track & Fun, Trendline		CPS7386-HU
Tiguan	Fuel Pump Driver Module	2.0L	Base, Comfortline, Highline, R-Line, S, SE, SEL, Sport & Style, Track & Fun, Trendline	For Vehicle With Activated carbon canister [1E1]	FPC2904-HU
Tiguan	Fuel Pump Driver Module	2.0L	Base, Comfortline, Highline, R-Line, S, SE, SEL, Sport & Style, Track & Fun, Trendline	For Vehicle With Activated charcoal canister acc. to ORVR and siphoning device for filling up [1E4]	FPC2923-HU
Tiguan	Fuel Pump	1.4L, 2.0L	Base, Comfortline, Highline, R-Line, S, SE, SEL, Sport & Style, Trendline		FUP3058
Tiguan	HVAC Blower Control Module	2.0L	Base, Comfortline, Highline, R-Line, S, SE, SEL, Sport & Style, Track & Fun, Trendline		HVC2536-HU
Tiguan	Mass Air Flow Sensor	2.0L	Base, Comfortline, Highline, R-Line, S, SE, SEL, Sport & Style, Track & Fun, Trendline	w/ 06J.B (PR-TQ2) Unit, Actual OE	MAF0051
Tiguan	Mass Air Flow Sensor	2.0L	Base, Comfortline, Highline, R-Line, S, SE, SEL, Sport & Style, Track & Fun, Trendline	w/ 06J.D (PR-TD6) Unit, Actual OE	MAF0116
Touareg	ABS Wheel Speed Sensor	3.0L, 3.6L	Base, Comfortline, Comfortline TDI, Execline, Execline TDI, Highline, Highline TDI, Hybrid, Sportline, Sportline TDI, TDI Executive, TDI Lux, TDI Sport, V6 Executive, V6 Lux, V6 R-Line, V6 Sport	Front Left	ABS1444-HU
Touareg	ABS Wheel Speed Sensor	3.0L, 3.6L	Base, Comfortline, Comfortline TDI, Execline, Execline TDI, Highline, Highline TDI, Hybrid, Sportline, Sportline TDI, TDI Executive, TDI Lux, TDI Sport, V6 Executive, V6 Lux, V6 R-Line, V6 Sport	Front Right	ABS1444-HU

Vehicle	Part Type	Engine Size	Trim	Note(s)	Part Number
<b>2015 Volkswagen (cont'd)</b>					
Touareg	ABS Wheel Speed Sensor	3.0L, 3.6L	Base, Comfortline, Comfortline TDI, Execline, Execline TDI, Highline, Highline TDI, Hybrid, Sportline, Sportline TDI, TDI Executive, TDI Lux, TDI Sport, V6 Executive, V6 Lux, V6 R-Line, V6 Sport	Rear Left	ABS1444-HU
Touareg	ABS Wheel Speed Sensor	3.0L, 3.6L	Base, Comfortline, Comfortline TDI, Execline, Execline TDI, Highline, Highline TDI, Hybrid, Sportline, Sportline TDI, TDI Executive, TDI Lux, TDI Sport, V6 Executive, V6 Lux, V6 R-Line, V6 Sport	Rear Right	ABS1444-HU
Touareg	Engine Camshaft Position Sensor	3.6L	Comfortline, Execline, Highline, Sportline, V6 Executive, V6 Lux, V6 R-Line, V6 Sport		CPS7385HU-D
Touareg	Engine Camshaft Position Sensor	3.0L	Base, Comfortline TDI, Execline TDI, Highline TDI, Hybrid, Sportline TDI, TDI Executive, TDI Lux, TDI Sport		CPS7386-HU
Touareg	Direct Injection High Pressure Fuel Pump	3.6L	Comfortline, Execline, Highline, Sportline, V6 Executive, V6 Lux, V6 R-Line, V6 Sport	Actual OE, EXTERNAL HIGH-PRESSURE PUMP	HPP0015
Touareg	Direct Injection High Pressure Fuel Pump	4.2L	Base	Actual OE, EXTERNAL HIGH-PRESSURE PUMP	HPP0017
Touareg	Ignition Coil	3.0L	Hybrid		IGC3831
Touareg	Mass Air Flow Sensor	3.0L	Base, Comfortline TDI, Execline TDI, Highline TDI, Sportline TDI, TDI Executive, TDI Lux, TDI Sport	DIESEL, Actual OE	MAF0030
Touareg	Mass Air Flow Sensor	3.0L	Hybrid	ELECTRIC/GAS, Actual OE	MAF0030
Touareg	Manifold Absolute Pressure Sensor	3.0L	Base, Comfortline TDI, Execline TDI, Highline TDI, Sportline TDI, TDI Executive, TDI Lux, TDI Sport		PRS8214-HU



Vehicle	Part Type	Engine Size	Trim	Note(s)	Part Number
<b>2016 Volkswagen</b>					
Beetle	ABS Wheel Speed Sensor	1.8L, 2.0L	Classic, Comfortline, Denim, Dune, Fleet Edition, R-Line S, R-Line SE, R-Line SEL, S, SE, SEL, Trendline, Turbo, Wolfsburg Edition	Front Left	ABS1413
Beetle	ABS Wheel Speed Sensor	1.8L, 2.0L	Classic, Comfortline, Denim, Dune, Fleet Edition, R-Line S, R-Line SE, R-Line SEL, S, SE, SEL, Trendline, Turbo, Wolfsburg Edition	Front Right	ABS1414
Beetle	ABS Wheel Speed Sensor	1.8L, 2.0L	Classic, Comfortline, Denim, Dune, Fleet Edition, R-Line S, R-Line SE, R-Line SEL, S, SE, SEL, Trendline, Wolfsburg Edition	Rear Left, 4-Wheel ABS	ABS1415-HU
Beetle	ABS Wheel Speed Sensor	1.8L, 2.0L	Classic, Comfortline, Denim, Dune, Fleet Edition, R-Line S, R-Line SE, R-Line SEL, S, SE, SEL, Trendline, Wolfsburg Edition	Rear Right, 4-Wheel ABS	ABS1416-HU
Beetle	Voltage Regulator	1.8L, 2.0L	Classic, Comfortline, Denim, Dune, Fleet Edition, R-Line S, R-Line SE, R-Line SEL, S, SE, SEL, Trendline, Turbo, Wolfsburg Edition	140A BOSCH	ALR0400-HU
Beetle	Fuel Pump Driver Module	1.8L, 2.0L	Comfortline, Denim, R-Line S, R-Line SE, R-Line SEL, S, SE, SEL, Trendline	To 31/01/2016, Convertible	FPC2900-HU
Beetle	Fuel Pump Driver Module	1.8L, 2.0L	Classic, Comfortline, Dune, Fleet Edition, R-Line SE, R-Line SEL, S, SE, SEL, Trendline, Turbo, Wolfsburg Edition	To 31/01/2016, Hatchback	FPC2900-HU
Beetle	Fuel Pump Control Module	1.8L, 2.0L	Comfortline, Denim, R-Line S, R-Line SE, R-Line SEL, S, SE, SEL, Trendline	From 01/02/2016, Convertible, SPECIAL ORDER ONLY	FPC2909-HU
Beetle	Fuel Pump Control Module	1.8L, 2.0L	Classic, Comfortline, Dune, Fleet Edition, R-Line SE, R-Line SEL, S, SE, SEL, Trendline, Turbo, Wolfsburg Edition	From 01/02/2016, Hatchback, SPECIAL ORDER ONLY	FPC2909-HU
Beetle	Fuel Pump Module Assembly	1.8L, 2.0L	Classic, Comfortline, Denim, Dune, Fleet Edition, R-Line S, R-Line SE, R-Line SEL, S, SE, SEL, Trendline, Turbo, Wolfsburg Edition	W/ Fuel System For Carburetor Gasoline Engine W/ Injector System, W/O Fuel Return	FUP3377-HU

Vehicle	Part Type	Engine Size	Trim	Note(s)	Part Number
<b>2016 Volkswagen (cont'd)</b>					
Beetle	Fuel Pump Module Assembly	1.8L, 2.0L	Classic, Comfortline, Denim, Dune, Fleet Edition, R-Line S, R-Line SE, R-Line SEL, S, SE, SEL, Trendline, Turbo, Wolfsburg Edition	W/ Fuel System For SI Direct Injection ( FSI )	FUP3390-HU
Beetle	HVAC Blower Control Module	1.8L, 2.0L	Classic, Comfortline, Denim, Dune, Fleet Edition, R-Line S, R-Line SE, R-Line SEL, S, SE, SEL, Trendline, Turbo, Wolfsburg Edition		HVC2536-HU
CC	ABS Wheel Speed Sensor	2.0L, 3.6L	Base, Highline, R-Line, R-Line Executive, Sport, Sportline, Trend, V6 Executive 4Motion	Front Left	ABS1413
CC	ABS Wheel Speed Sensor	2.0L, 3.6L	Base, Highline, R-Line, R-Line Executive, Sport, Sportline, Trend, V6 Executive 4Motion	Front Right	ABS1414
CC	ABS Wheel Speed Sensor	2.0L	Base, Highline, R-Line, R-Line Executive, Sport, Sportline, Trend	Rear, FWD	ABS1444-HU
CC	ABS Wheel Speed Sensor	2.0L	Base, Highline, R-Line, R-Line Executive, Sport, Sportline, Trend	Rear Left, FWD, SPECIAL ORDER ONLY	ABS1445HU-D
CC	ABS Wheel Speed Sensor	3.6L	V6 Executive 4Motion	Rear Left, AWD, SPECIAL ORDER ONLY	ABS1446HU-D
CC	ABS Wheel Speed Sensor	3.6L	V6 Executive 4Motion	Rear Right, AWD, SPECIAL ORDER ONLY	ABS1448HU-D
CC	Voltage Regulator	2.0L	Base, Highline, R-Line, R-Line Executive, Sport, Sportline, Trend	140A BOSCH	ALR0400-HU
CC	Voltage Regulator	2.0L, 3.6L	Base, Highline, R-Line, R-Line Executive, Sport, Sportline, Trend, V6 Executive 4Motion	Manufacturer : BOSCH, SPECIAL ORDER ONLY	ALR0411HU-D
CC	Voltage Regulator	2.0L, 3.6L	Base, Highline, R-Line, R-Line Executive, Sport, Sportline, Trend, V6 Executive 4Motion	Manufacturer : VALEO, SPECIAL ORDER ONLY	ALR0412HU-D
CC	Voltage Regulator	2.0L	Base, Highline, R-Line, R-Line Executive, Sport, Sportline, Trend		ALR0573
CC	Engine Camshaft Position Sensor	3.6L	V6 Executive 4Motion		CPS7385HU-D
CC	Engine Camshaft Position Sensor	2.0L	Base, Highline, R-Line, R-Line Executive, Sport, Sportline, Trend		CPS7386-HU

Vehicle	Part Type	Engine Size	Trim	Note(s)	Part Number
<b>2016 Volkswagen (cont'd)</b>					
CC	Fuel Pump Driver Module	2.0L	Highline, R-Line, R-Line Executive, Sport, Sportline, Trend	To 11/04/2016, CBFA	FPC2900-HU
CC	Fuel Pump Driver Module	2.0L	Highline, R-Line, R-Line Executive, Sport, Sportline, Trend	To 11/04/2016, CCTA	FPC2900-HU
CC	Fuel Pump Control Module	2.0L	Highline, R-Line, R-Line Executive, Sport, Sportline, Trend	From 11/04/2016, CBFA, SPECIAL ORDER ONLY	FPC2909-HU
CC	Fuel Pump Control Module	2.0L	Highline, R-Line, R-Line Executive, Sport, Sportline, Trend	From 11/04/2016, CCTA, SPECIAL ORDER ONLY	FPC2909-HU
CC	Fuel Pump Driver Module	3.6L	V6 Executive 4Motion	CNNA	FPC2921-HU
CC	Mass Air Flow Sensor	2.0L	Base, Highline, R-Line, R-Line Executive, Sport, Sportline, Trend	w/ 06J.B (PR-TQ2) Unit, Actual OE	MAF0051
CC	Mass Air Flow Sensor	2.0L	Base, Highline, R-Line, R-Line Executive, Sport, Sportline, Trend	w/ 06J.D (PR-TD6) Unit, Actual OE	MAF0116
e-Golf	ABS Wheel Speed Sensor		SE, SEL Premium	Front Left, SPECIAL ORDER ONLY	ABS1409HU-D
e-Golf	ABS Wheel Speed Sensor		SE, SEL Premium	Front Right, SPECIAL ORDER ONLY	ABS1410HU-D
e-Golf	ABS Wheel Speed Sensor		SE, SEL Premium	For vehicles Without Parallel parking assistant, Rear, SPECIAL ORDER ONLY	ABS1442HU-D
Eos	ABS Wheel Speed Sensor	2.0L	Komfort	Front Left	ABS1413
Eos	ABS Wheel Speed Sensor	2.0L	Komfort	Front Right	ABS1414
Eos	ABS Wheel Speed Sensor	2.0L	Komfort	PR-7X0; PR-7X1, Rear Left, 4-Wheel ABS, FWD	ABS1415-HU
Eos	ABS Wheel Speed Sensor	2.0L	Komfort	PR-7X0; PR-7X1, Rear Right, 4-Wheel ABS, FWD	ABS1416-HU
Eos	ABS Wheel Speed Sensor	2.0L	Komfort	PR-7X5, Rear, 4-Wheel ABS, FWD	ABS1444-HU
Eos	ABS Wheel Speed Sensor	2.0L	Komfort	PR-7X5, Rear Left, 4-Wheel ABS, FWD, SPECIAL ORDER ONLY	ABS1445HU-D
Eos	Engine Camshaft Position Sensor	2.0L	Komfort		CPS7386-HU
Eos	Fuel Pump Driver Module	2.0L	Komfort		FPC2900-HU

Vehicle	Part Type	Engine Size	Trim	Note(s)	Part Number
<b>2016 Volkswagen (cont'd)</b>					
Eos	Fuel Pump Module Assembly	2.0L	Komfort		FUP3390-HU
Eos	Mass Air Flow Sensor	2.0L	Komfort	Actual OE	MAF0051
Golf	ABS Wheel Speed Sensor	1.8L	Base, Comfortline, Highline, S, SE, SEL, Trendline	Front Left, SPECIAL ORDER ONLY	ABS1409HU-D
Golf	ABS Wheel Speed Sensor	1.8L	Base, Comfortline, Highline, S, SE, SEL, Trendline	Front Right, SPECIAL ORDER ONLY	ABS1410HU-D
Golf	Direct Injection High Pressure Fuel Pump	1.4L	Comfortline, Highline	w/ 04E.C Unit, Actual OE, EXTERNAL HIGH-PRESSURE PUMP	HPP0019
Golf	Ignition Coil	1.8L	Comfortline, Highline	With Module, CNSA	IGC4052HU-D
Golf	Ignition Coil	1.8L	Comfortline, Highline	With Module, CNSB	IGC4052HU-D
Golf	Ignition Coil	1.8L	Comfortline, Highline	Coil only, CNSA	IGC4072-D
Golf	Ignition Coil	1.8L	Comfortline, Highline	Coil only, CNSB	IGC4072-D
Golf R	ABS Wheel Speed Sensor	2.0L	Base	Front Left, SPECIAL ORDER ONLY	ABS1409HU-D
Golf R	ABS Wheel Speed Sensor	2.0L	Base	Front Right, SPECIAL ORDER ONLY	ABS1410HU-D
Golf R	ABS Wheel Speed Sensor	2.0L	Base	For vehicles With Parallel parking assistant, Rear Left, SPECIAL ORDER ONLY	ABS1446HU-D
Golf R	ABS Wheel Speed Sensor	2.0L	Base	For vehicles With Parallel parking assistant, Rear Right, SPECIAL ORDER ONLY	ABS1448HU-D
Golf R	Direct Injection High Pressure Fuel Pump	2.0L	Base	Actual OE, EXTERNAL HIGH-PRESSURE PUMP	HPP0025
Golf SportWagen	ABS Wheel Speed Sensor	1.8L	Comfortline, Highline, Limited Edition, S, SE, SEL, Trendline	Front Left, SPECIAL ORDER ONLY	ABS1409HU-D
Golf SportWagen	ABS Wheel Speed Sensor	1.8L	Comfortline, Highline, Limited Edition, S, SE, SEL, Trendline	Front Right, SPECIAL ORDER ONLY	ABS1410HU-D
Golf SportWagen	ABS Wheel Speed Sensor	1.8L	Comfortline, Highline, Limited Edition, S, SE, SEL, Trendline	For vehicles Without Parallel parking assistant, Rear, SPECIAL ORDER ONLY	ABS1442HU-D

Vehicle	Part Type	Engine Size	Trim	Note(s)	Part Number
<b>2016 Volkswagen (cont'd)</b>					
GTI	ABS Wheel Speed Sensor	2.0L	Autobahn, Base, Performance, S, SE	Front Left, SPECIAL ORDER ONLY	ABS1409HU-D
GTI	ABS Wheel Speed Sensor	2.0L	Autobahn, Base, Performance, S, SE	Front Right, SPECIAL ORDER ONLY	ABS1410HU-D
GTI	ABS Wheel Speed Sensor	2.0L	Autobahn, Base, Performance, S, SE	For vehicles W/ Cruise control system (CCS) electronic, Rear Left	ABS1413
GTI	ABS Wheel Speed Sensor	2.0L	Autobahn, Base, Performance, S, SE	For vehicles W/ Cruise control system (CCS) electronic, Rear Right	ABS1414
GTI	ABS Wheel Speed Sensor	2.0L	Autobahn, Base, Performance, S, SE	For vehicles Without Parallel parking assistant, Rear, SPECIAL ORDER ONLY	ABS1442HU-D
GTI	Direct Injection High Pressure Fuel Pump	2.0L	Autobahn, Base, S, SE	To 05/10/2015, CXCA, Actual OE, EXTERNAL HIGH-PRESSURE PUMP	HPP0018
GTI	Direct Injection High Pressure Fuel Pump	2.0L	Autobahn, Base, S, SE	From 06/10/2015, CXCA, Actual OE, EXTERNAL HIGH-PRESSURE PUMP	HPP0025
Jetta	ABS Wheel Speed Sensor	1.4L, 1.8L, 2.0L	Base, Comfortline, GLI, GLI Autobahn, GLI SE, GLI SEL, Highline, Hybrid, Hybrid SEL Premium, Live, S, SE, SEL, SEL Premium, Sport, TDI, Trendline	Front Left	ABS1413
Jetta	ABS Wheel Speed Sensor	1.4L, 1.8L, 2.0L	Base, Comfortline, GLI, GLI Autobahn, GLI SE, GLI SEL, Highline, Hybrid, Hybrid SEL Premium, Live, S, SE, SEL, SEL Premium, Sport, TDI, Trendline	Front Right	ABS1414
Jetta	ABS Wheel Speed Sensor	1.4L, 1.8L, 2.0L	Comfortline, GLI, GLI Autobahn, GLI SE, GLI SEL, Highline, Hybrid, Hybrid SEL Premium, S, SE, SEL, SEL Premium, Sport, Trendline	For vehicles Without lane change assistant, Rear Left, 4-Wheel ABS, FWD	ABS1415-HU
Jetta	ABS Wheel Speed Sensor	1.4L, 1.8L, 2.0L	Comfortline, GLI, GLI Autobahn, GLI SE, GLI SEL, Highline, Hybrid, Hybrid SEL Premium, S, SE, SEL, SEL Premium, Sport, Trendline	For vehicles Without lane change assistant, Rear Right, 4-Wheel ABS, FWD	ABS1416-HU

Vehicle	Part Type	Engine Size	Trim	Note(s)	Part Number
<b>2016 Volkswagen (cont'd)</b>					
Jetta	ABS Wheel Speed Sensor	2.0L	Base, Live, TDI	For vehicles W/ Blind spot detection (BSD), Rear	ABS1444-HU
Jetta	ABS Wheel Speed Sensor	1.4L, 1.8L, 2.0L	Comfortline, GLI, GLI Autobahn, GLI SE, GLI SEL, Highline, Hybrid, Hybrid SEL Premium, S, SE, SEL, SEL Premium, Sport, Trendline	For vehicles W/ Blind spot detection (BSD), Rear, 4-Wheel ABS, FWD	ABS1444-HU
Jetta	ABS Wheel Speed Sensor	2.0L	GLI	For vehicles W/ Blind spot detection (BSD), Rear, FWD	ABS1444-HU
Jetta	ABS Wheel Speed Sensor	1.4L, 1.8L, 2.0L	Comfortline, GLI, GLI Autobahn, GLI SE, GLI SEL, Highline, Hybrid, Hybrid SEL Premium, S, SE, SEL, SEL Premium, Sport, Trendline	For vehicles W/ Blind spot detection (BSD), Rear Left, 4-Wheel ABS, FWD, SPECIAL ORDER ONLY	ABS1445HU-D
Jetta	ABS Wheel Speed Sensor	2.0L	GLI	For vehicles W/ Blind spot detection (BSD), Rear Left, FWD, SPECIAL ORDER ONLY	ABS1445HU-D
Jetta	ABS Wheel Speed Sensor	2.0L	Base, Live, TDI	For vehicles W/ Blind spot detection (BSD), Rear Left, SPECIAL ORDER ONLY	ABS1445HU-D
Jetta	Fuel Pump Driver Module	1.4L, 1.8L, 2.0L	Base, Comfortline, GLI, GLI Autobahn, GLI SE, GLI SEL, Highline, Hybrid, Hybrid SEL Premium, Live, S, SE, SEL, SEL Premium, Sport, Trendline	To 31/01/2016	FPC2900-HU
Jetta	Fuel Pump Control Module	1.4L, 1.8L, 2.0L	Base, Comfortline, GLI, GLI Autobahn, GLI SE, GLI SEL, Highline, Hybrid, Hybrid SEL Premium, Live, S, SE, SEL, SEL Premium, Sport, Trendline	SPECIAL ORDER ONLY	FPC2909-HU
Jetta	Fuel Pump Module Assembly	1.4L	S, SE	GAS	FUP3377-HU
Jetta	Direct Injection High Pressure Fuel Pump	1.4L	Hybrid, Hybrid SEL Premium	To 01/25/2015, CNLA, Actual OE, EXTERNAL HIGH-PRESSURE PUMP	HPP0019
Jetta	Ignition Coil	1.4L	Comfortline, Hybrid, Hybrid SEL Premium, S, SE, Trendline		IGC3894-D

Vehicle	Part Type	Engine Size	Trim	Note(s)	Part Number
<b>2016 Volkswagen (cont'd)</b>					
Passat	ABS Wheel Speed Sensor	1.8L, 3.6L	Comfortline, Execline, Highline, R-Line, S, SE, SEL, SEL Premium, Trendline	Front Left	ABS1413
Passat	ABS Wheel Speed Sensor	1.8L, 3.6L	Comfortline, Execline, Highline, R-Line, S, SE, SEL, SEL Premium, Trendline	Front Right	ABS1414
Passat	ABS Wheel Speed Sensor	1.8L, 3.6L	Comfortline, Execline, Highline, R-Line, S, SE, SEL, SEL Premium, Trendline	Rear Left, 4-Wheel ABS	ABS1415-HU
Passat	ABS Wheel Speed Sensor	1.8L, 3.6L	Comfortline, Execline, Highline, R-Line, S, SE, SEL, SEL Premium, Trendline	Rear Right, 4-Wheel ABS	ABS1416-HU
Passat	Engine Camshaft Position Sensor	3.6L	Execline, SEL Premium		CPS7385HU-D
Passat	Fuel Pump Driver Module	1.8L, 3.6L	Comfortline, Execline, Highline, R-Line, S, SE, SEL, SEL Premium, Trendline		FPC2921-HU
Passat	Fuel Pump Module Assembly	1.8L, 3.6L	Comfortline, Execline, Highline, R-Line, S, SE, SEL, SEL Premium, Trendline	W/ Fuel System For Carburetor Gasoline Engine W/ Injector System, W/O Fuel Return, SPECIAL ORDER ONLY	FUP3402HU-D
Tiguan	ABS Wheel Speed Sensor	2.0L	Comfortline, Highline, R-Line, S, SE, SEL, Trendline	For vehicles W/ Cruise control system (CCS) electronic, Rear Left, 4-Wheel ABS, AWD	ABS1413
Tiguan	ABS Wheel Speed Sensor	2.0L	R-Line	For vehicles W/ Cruise control system (CCS) electronic, Rear Left, AWD	ABS1413
Tiguan	ABS Wheel Speed Sensor	2.0L	Comfortline, Highline, R-Line, S, SE, SEL, Sport & Style, Track & Fun, Trendline	Front Left	ABS1413
Tiguan	ABS Wheel Speed Sensor	2.0L	Comfortline, Highline, R-Line, S, SE, SEL, Trendline	For vehicles W/ Cruise control system (CCS) electronic, Rear Right, 4-Wheel ABS, AWD	ABS1414
Tiguan	ABS Wheel Speed Sensor	2.0L	R-Line	For vehicles W/ Cruise control system (CCS) electronic, Rear Right, AWD	ABS1414

Vehicle	Part Type	Engine Size	Trim	Note(s)	Part Number
<b>2016 Volkswagen (cont'd)</b>					
Tiguan	ABS Wheel Speed Sensor	2.0L	Comfortline, Highline, R-Line, S, SE, SEL, Sport & Style, Track & Fun, Trendline	Front Right	ABS1414
Tiguan	ABS Wheel Speed Sensor	2.0L	Comfortline, Highline, R-Line, S, SE, SEL, Trendline	For vehicles Without Parallel parking assistant, Rear Left, 4-Wheel ABS, AWD	ABS1415-HU
Tiguan	ABS Wheel Speed Sensor	2.0L	Comfortline, Highline, R-Line, S, SE, SEL, Trendline	For vehicles Without Parallel parking assistant, Rear Left, 4-Wheel ABS, FWD	ABS1415-HU
Tiguan	ABS Wheel Speed Sensor	2.0L	Comfortline, Highline, R-Line, S, SE, SEL, Trendline	For vehicles Without Parallel parking assistant, Rear Right, 4-Wheel ABS, AWD	ABS1416-HU
Tiguan	ABS Wheel Speed Sensor	2.0L	Comfortline, Highline, R-Line, S, SE, SEL, Trendline	For vehicles Without Parallel parking assistant, Rear Right, 4-Wheel ABS, FWD	ABS1416-HU
Tiguan	ABS Wheel Speed Sensor	2.0L	Comfortline, Highline, R-Line, S, SE, SEL, Trendline	For vehicles With Parallel parking assistant, Rear, 4-Wheel ABS, FWD	ABS1444-HU
Tiguan	ABS Wheel Speed Sensor	2.0L	Sport & Style, Track & Fun	For vehicles With Parallel parking assistant, Rear, FWD	ABS1444-HU
Tiguan	ABS Wheel Speed Sensor	2.0L	Comfortline, Highline, R-Line, S, SE, SEL, Trendline	For vehicles With Parallel parking assistant, Rear Left, 4-Wheel ABS, FWD, SPECIAL ORDER ONLY	ABS1445HU-D
Tiguan	ABS Wheel Speed Sensor	2.0L	Sport & Style, Track & Fun	For vehicles With Parallel parking assistant, Rear Left, FWD, SPECIAL ORDER ONLY	ABS1445HU-D
Tiguan	ABS Wheel Speed Sensor	2.0L	Comfortline, Highline, R-Line, S, SE, SEL, Trendline	For vehicles With Parallel parking assistant, Rear Left, 4-Wheel ABS, AWD, SPECIAL ORDER ONLY	ABS1446HU-D



Vehicle	Part Type	Engine Size	Trim	Note(s)	Part Number
<b>2016 Volkswagen (cont'd)</b>					
Tiguan	ABS Wheel Speed Sensor	2.0L	R-Line	For vehicles With Parallel parking assistant, Rear Left, AWD, SPECIAL ORDER ONLY	ABS1446HU-D
Tiguan	ABS Wheel Speed Sensor	2.0L	Comfortline, Highline, R-Line, S, SE, SEL, Trendline	For vehicles With Parallel parking assistant, Rear Right, 4-Wheel ABS, AWD, SPECIAL ORDER ONLY	ABS1448HU-D
Tiguan	ABS Wheel Speed Sensor	2.0L	R-Line	For vehicles With Parallel parking assistant, Rear Right, AWD, SPECIAL ORDER ONLY	ABS1448HU-D
Tiguan	Engine Camshaft Position Sensor	2.0L	Comfortline, Highline, R-Line, S, SE, SEL, Sport & Style, Track & Fun, Trendline		CPS7386-HU
Tiguan	Fuel Pump Driver Module	2.0L	Comfortline, Highline, R-Line, S, SE, SEL, Sport & Style, Track & Fun, Trendline	For Vehicle With Activated carbon canister [1E1]	FPC2904-HU
Tiguan	Fuel Pump Driver Module	2.0L	Comfortline, Highline, R-Line, S, SE, SEL, Sport & Style, Track & Fun, Trendline	For Vehicle With Activated charcoal canister acc. to ORVR and siphoning device for filling up [1E4]	FPC2923-HU
Tiguan	Fuel Pump	1.4L, 2.0L	Base, Comfortline, Highline, R-Line, S, SE, SEL, Sport & Style, Trendline		FUP3058
Tiguan	HVAC Blower Control Module	2.0L	Comfortline, Highline, R-Line, S, SE, SEL, Sport & Style, Track & Fun, Trendline		HVC2536-HU
Tiguan	Mass Air Flow Sensor	2.0L	Comfortline, Highline, R-Line, S, SE, SEL, Sport & Style, Track & Fun, Trendline	w/ 06J.B (PR-TQ2) Unit, Actual OE	MAF0051
Tiguan	Mass Air Flow Sensor	2.0L	Comfortline, Highline, R-Line, S, SE, SEL, Sport & Style, Track & Fun, Trendline	w/ 06J.D (PR-TD6) Unit, Actual OE	MAF0116
Touareg	ABS Wheel Speed Sensor	3.0L, 3.6L	Base, Comfortline, Execline, Highline, Sportline, TDI Executive, TDI Lux, TDI Sport, V6 Executive, V6 Lux, V6 Sport	Front Left	ABS1444-HU

Vehicle	Part Type	Engine Size	Trim	Note(s)	Part Number
<b>2016 Volkswagen (cont'd)</b>					
Touareg	ABS Wheel Speed Sensor	3.0L, 3.6L	Base, Comfortline, Execline, Highline, Sportline, TDI Executive, TDI Lux, TDI Sport, V6 Executive, V6 Lux, V6 Sport	Front Right	ABS1444-HU
Touareg	ABS Wheel Speed Sensor	3.0L, 3.6L	Base, Comfortline, Execline, Highline, Sportline, TDI Executive, TDI Lux, TDI Sport, V6 Executive, V6 Lux, V6 Sport	Rear Left	ABS1444-HU
Touareg	ABS Wheel Speed Sensor	3.0L, 3.6L	Base, Comfortline, Execline, Highline, Sportline, TDI Executive, TDI Lux, TDI Sport, V6 Executive, V6 Lux, V6 Sport	Rear Right	ABS1444-HU
Touareg	Engine Camshaft Position Sensor	3.6L	Comfortline, Execline, Highline, Sportline, V6 Executive, V6 Lux, V6 Sport		CPS7385HU-D
Touareg	Engine Camshaft Position Sensor	3.0L	Base, TDI Executive, TDI Lux, TDI Sport		CPS7386-HU
Touareg	Direct Injection High Pressure Fuel Pump	4.2L	R-Line	Actual OE, EXTERNAL HIGH-PRESSURE PUMP	HPP0017
Touareg	Mass Air Flow Sensor	3.0L	Base, TDI Executive, TDI Lux, TDI Sport	DIESEL, Actual OE	MAF0030
Touareg	Manifold Absolute Pressure Sensor	3.0L	Base, TDI Executive, TDI Lux, TDI Sport		PRS8214-HU
<b>2017 Volkswagen</b>					
Beetle	ABS Wheel Speed Sensor	1.8L, 2.0L	#PinkBeetle, Classic, Dune, R-Line SEL, S, SE, SEL, Trendline	Without lane change assist, Rear Left, 4-Wheel ABS, FWD	ABS1415-HU
Beetle	ABS Wheel Speed Sensor	1.8L, 2.0L	#PinkBeetle, Classic, Dune, R-Line SEL, S, SE, SEL, Trendline	Without lane change assist, Rear Right, 4-Wheel ABS, FWD	ABS1416-HU
Beetle	ABS Wheel Speed Sensor	1.8L, 2.0L	#PinkBeetle, Classic, Dune, R-Line SEL, S, SE, SEL, Trendline	W/ Blind spot detection (BSD), To 11/12/2016, Rear, 4-Wheel ABS, FWD	ABS1444-HU
Beetle	ABS Wheel Speed Sensor	1.8L, 2.0L	#PinkBeetle, Classic, Dune, R-Line SEL, S, SE, SEL, Trendline	W/ Blind spot detection (BSD), To 11/12/2016, Rear Left, 4-Wheel ABS, FWD, SPECIAL ORDER ONLY	ABS1445HU-D

Vehicle	Part Type	Engine Size	Trim	Note(s)	Part Number
<b>2017 Volkswagen (cont'd)</b>					
Beetle	Fuel Pump Control Module	1.8L, 2.0L	#PinkBeetle, Classic, Dune, R-Line SEL, S, SE, SEL, Trendline	Fuel system for SI engine [1A5]  Fuel system for fuel-injected engine (tropicalized) [1A7], Convertible, SPECIAL ORDER ONLY	FPC2909-HU
Beetle	Fuel Pump Control Module	1.8L, 2.0L	#PinkBeetle, Classic, Dune, R-Line SEL, S, SE, SEL, Trendline	Fuel system for SI engine [1A5]  Fuel system for fuel-injected engine (tropicalized) [1A7], Hatchback, SPECIAL ORDER ONLY	FPC2909-HU
Beetle	Fuel Pump Module Assembly	1.8L, 2.0L	#PinkBeetle, Classic, Dune, R-Line SEL, S, SE, SEL, Trendline	W/ Fuel System For Carburetor Gasoline Engine W/ Injector System, W/O Fuel Return	FUP3377-HU
Beetle	Fuel Pump Module Assembly	1.8L, 2.0L	#PinkBeetle, Classic, Dune, R-Line SEL, S, SE, SEL, Trendline	W/ Fuel System For SI Direct Injection ( FSI )	FUP3390-HU
CC	ABS Wheel Speed Sensor	2.0L	Edicion Especial, R-Line Executive, Sport, Turbo	Rear, FWD	ABS1444-HU
CC	ABS Wheel Speed Sensor	2.0L	Edicion Especial, R-Line Executive, Sport, Turbo	Rear Left, FWD, SPECIAL ORDER ONLY	ABS1445HU-D
CC	ABS Wheel Speed Sensor	3.6L	Wolfsburg Edition	Rear Left, AWD, SPECIAL ORDER ONLY	ABS1446HU-D
CC	ABS Wheel Speed Sensor	3.6L	Wolfsburg Edition	Rear Right, AWD, SPECIAL ORDER ONLY	ABS1448HU-D
CC	Voltage Regulator	2.0L, 3.6L	Edicion Especial, R-Line Executive, Sport, Turbo, Wolfsburg Edition	Manufacturer : BOSCH, SPECIAL ORDER ONLY	ALR0411HU-D
CC	Voltage Regulator	2.0L, 3.6L	Edicion Especial, R-Line Executive, Sport, Turbo, Wolfsburg Edition	Manufacturer : VALEO, SPECIAL ORDER ONLY	ALR0412HU-D
CC	Engine Camshaft Position Sensor	3.6L	Wolfsburg Edition		CPS7385HU-D
CC	Engine Camshaft Position Sensor	2.0L	Edicion Especial, R-Line Executive, Sport, Turbo		CPS7386-HU
CC	Fuel Pump Control Module	2.0L	R-Line Executive, Sport	CBFA, SPECIAL ORDER ONLY	FPC2909-HU
CC	Fuel Pump Control Module	2.0L	R-Line Executive, Sport	CCTA, SPECIAL ORDER ONLY	FPC2909-HU
CC	Fuel Pump Driver Module	3.6L	Wolfsburg Edition	CNNA	FPC2921-HU

Vehicle	Part Type	Engine Size	Trim	Note(s)	Part Number
<b>2017 Volkswagen (cont'd)</b>					
CC	Mass Air Flow Sensor	2.0L	Edicion Especial, R-Line Executive, Sport, Turbo	w/ 06J.B (PR-TQ2) Unit, Actual OE	MAF0051
CC	Mass Air Flow Sensor	2.0L	Edicion Especial, R-Line Executive, Sport, Turbo	w/ 06J.D (PR-TD6) Unit, Actual OE	MAF0116
e-Golf	ABS Wheel Speed Sensor		Comfortline, Limited Edition, SE, SEL Premium	Front Left, SPECIAL ORDER ONLY	ABS1409HU-D
e-Golf	ABS Wheel Speed Sensor		Comfortline, Limited Edition, SE, SEL Premium	Front Right, SPECIAL ORDER ONLY	ABS1410HU-D
e-Golf	ABS Wheel Speed Sensor		Comfortline, Limited Edition, SE, SEL Premium	W/ Cruise Control System (CCS), To 12/12/2016, Rear, SPECIAL ORDER ONLY	ABS1442HU-D
Golf	ABS Wheel Speed Sensor	1.8L	S, Trendline, Wolfsburg Edition	Front Left, SPECIAL ORDER ONLY	ABS1409HU-D
Golf	ABS Wheel Speed Sensor	1.8L	S, Trendline, Wolfsburg Edition	Front Right, SPECIAL ORDER ONLY	ABS1410HU-D
Golf	ABS Wheel Speed Sensor	1.8L	S, Trendline, Wolfsburg Edition	W/ Cruise Control System (CCS), To 12/12/2016, Rear, SPECIAL ORDER ONLY	ABS1442HU-D
Golf Alltrack	ABS Wheel Speed Sensor	1.8L	Comfortline, Highline, S, SE, SEL, Trendline	Front Left, SPECIAL ORDER ONLY	ABS1409HU-D
Golf Alltrack	ABS Wheel Speed Sensor	1.8L	Comfortline, Highline, S, SE, SEL, Trendline	Front Right, SPECIAL ORDER ONLY	ABS1410HU-D
Golf Alltrack	ABS Wheel Speed Sensor	1.8L	Comfortline, Highline, S, SE, SEL, Trendline	For vehicles With Parallel parking assistant, Rear Left, SPECIAL ORDER ONLY	ABS1446HU-D
Golf Alltrack	ABS Wheel Speed Sensor	1.8L	Comfortline, Highline, S, SE, SEL, Trendline	For vehicles With Parallel parking assistant, Rear Right, SPECIAL ORDER ONLY	ABS1448HU-D
Golf R	ABS Wheel Speed Sensor	2.0L	Base	Front Left, SPECIAL ORDER ONLY	ABS1409HU-D
Golf R	ABS Wheel Speed Sensor	2.0L	Base	Front Right, SPECIAL ORDER ONLY	ABS1410HU-D
Golf R	ABS Wheel Speed Sensor	2.0L	Base	W/ Adaptive Cruise Control, Rear Left, SPECIAL ORDER ONLY	ABS1446HU-D

Vehicle	Part Type	Engine Size	Trim	Note(s)	Part Number
<b>2017 Volkswagen (cont'd)</b>					
Golf R	ABS Wheel Speed Sensor	2.0L	Base	W/ Adaptive Cruise Control, Rear Right, SPECIAL ORDER ONLY	ABS1448HU-D
Golf R	Direct Injection High Pressure Fuel Pump	2.0L	Base	Actual OE, EXTERNAL HIGH-PRESSURE PUMP	HPP0025
Golf SportWagen	ABS Wheel Speed Sensor	1.8L	S, Trendline	Front Left, AWD, SPECIAL ORDER ONLY	ABS1409HU-D
Golf SportWagen	ABS Wheel Speed Sensor	1.8L	Comfortline, Highline, S, SE, SEL, Trendline	Front Left, FWD, SPECIAL ORDER ONLY	ABS1409HU-D
Golf SportWagen	ABS Wheel Speed Sensor	1.8L	S, Trendline	Front Right, AWD, SPECIAL ORDER ONLY	ABS1410HU-D
Golf SportWagen	ABS Wheel Speed Sensor	1.8L	Comfortline, Highline, S, SE, SEL, Trendline	Front Right, FWD, SPECIAL ORDER ONLY	ABS1410HU-D
Golf SportWagen	ABS Wheel Speed Sensor	1.8L	Comfortline, Highline, S, SE, SEL, Trendline	W/ Cruise Control System (CCS), Rear, FWD, SPECIAL ORDER ONLY	ABS1442HU-D
Golf SportWagen	ABS Wheel Speed Sensor	1.8L	S, Trendline	For vehicles With Parallel parking assistant, Rear Left, AWD, SPECIAL ORDER ONLY	ABS1446HU-D
Golf SportWagen	ABS Wheel Speed Sensor	1.8L	S, Trendline	For vehicles With Parallel parking assistant, Rear Right, AWD, SPECIAL ORDER ONLY	ABS1448HU-D
GTI	ABS Wheel Speed Sensor	2.0L	Autobahn, Base, Performance, S, SE, Sport	Front Left, SPECIAL ORDER ONLY	ABS1409HU-D
GTI	ABS Wheel Speed Sensor	2.0L	Autobahn, Base, Performance, S, SE, Sport	Front Right, SPECIAL ORDER ONLY	ABS1410HU-D
GTI	ABS Wheel Speed Sensor	2.0L	Autobahn, Base, Performance, S, SE, Sport	W/ Cruise Control System (CCS), Rear, SPECIAL ORDER ONLY	ABS1442HU-D
GTI	Direct Injection High Pressure Fuel Pump	2.0L	Autobahn, Base, Performance, S, SE, Sport	Actual OE, EXTERNAL HIGH-PRESSURE PUMP	HPP0025

Vehicle	Part Type	Engine Size	Trim	Note(s)	Part Number
<b>2017 Volkswagen (cont'd)</b>					
Jetta	ABS Wheel Speed Sensor	1.4L, 1.8L, 2.0L	Base, GLI, Highline, S, SE, SEL, Sport, Trendline, Wolfsburg Edition	Without cruise control system (CCS); With Cruise control system (CCS) electronic, Rear Left, 4-Wheel ABS, Sedan	ABS1415-HU
Jetta	ABS Wheel Speed Sensor	1.4L, 1.8L, 2.0L	Base, GLI, Highline, S, SE, SEL, Sport, Trendline, Wolfsburg Edition	Without cruise control system (CCS); With Cruise control system (CCS) electronic, Rear Right, 4-Wheel ABS, Sedan	ABS1416-HU
Jetta	Fuel Pump Control Module	1.4L, 1.8L, 2.0L	Base, GLI, Highline, S, SE, SEL, Sport, Trendline, Wolfsburg Edition	Sedan, SPECIAL ORDER ONLY	FPC2909-HU
Jetta	Fuel Pump Module Assembly	1.4L	S, SE		FUP3377-HU
Jetta	Ignition Coil	1.4L	S, SE, Trendline, Wolfsburg Edition		IGC3894-D
Passat	ABS Wheel Speed Sensor	1.8L, 3.6L	Comfortline, Highline, R-Line, S, SE, SEL Premium, Trendline+, V6	Without lane change assist; Lane keeping system, Rear Left, 4-Wheel ABS, FWD	ABS1415-HU
Passat	ABS Wheel Speed Sensor	1.8L, 3.6L	Comfortline, Highline, R-Line, S, SE, SEL Premium, Trendline+, V6	Without lane change assist; Lane keeping system, Rear Right, 4-Wheel ABS, FWD	ABS1416-HU
Passat	ABS Wheel Speed Sensor	1.8L, 3.6L	Comfortline, Highline, R-Line, S, SE, SEL Premium, Trendline+, V6	W/ Blind spot detection (BSD); W/ Blind spot detection plus heading control, Rear, 4-Wheel ABS, FWD	ABS1444-HU
Passat	ABS Wheel Speed Sensor	1.8L, 3.6L	Comfortline, Highline, R-Line, S, SE, SEL Premium, Trendline+, V6	W/ Blind spot detection (BSD); W/ Blind spot detection plus heading control, Rear Left, 4-Wheel ABS, FWD, SPECIAL ORDER ONLY	ABS1445HU-D
Passat	Engine Camshaft Position Sensor	3.6L	Highline, SE, SEL Premium, V6		CPS7385HU-D
Passat	Fuel Pump Driver Module	1.8L, 3.6L	Comfortline, Highline, R-Line, S, SE, SEL Premium, Trendline+, V6		FPC2921-HU

Vehicle	Part Type	Engine Size	Trim	Note(s)	Part Number
<b>2017 Volkswagen (cont'd)</b>					
Passat	Fuel Pump Module Assembly	1.8L, 3.6L	Comfortline, Highline, R-Line, S, SE, SEL Premium, Trendline+, V6	W/ Fuel System For Carburetor Gasoline Engine W/ Injector System, W/O Fuel Return, SPECIAL ORDER ONLY	FUP3402HU-D
Tiguan	ABS Wheel Speed Sensor	2.0L	Comfortline, Highline, S, SEL, Sport, Trendline, Wolfsburg Edition	Without Park Assist, Rear Left, 4-Wheel ABS, AWD	ABS1415-HU
Tiguan	ABS Wheel Speed Sensor	2.0L	Comfortline, Highline, S, SEL, Sport, Sport & Style, Track & Fun, Trendline, Wolfsburg Edition	Without Park Assist, Rear Left, 4-Wheel ABS, FWD	ABS1415-HU
Tiguan	ABS Wheel Speed Sensor	2.0L	Comfortline, Highline, S, SEL, Sport, Trendline, Wolfsburg Edition	Without Park Assist, Rear Right, 4-Wheel ABS, AWD	ABS1416-HU
Tiguan	ABS Wheel Speed Sensor	2.0L	Comfortline, Highline, S, SEL, Sport, Sport & Style, Track & Fun, Trendline, Wolfsburg Edition	Without Park Assist, Rear Right, 4-Wheel ABS, FWD	ABS1416-HU
Tiguan	ABS Wheel Speed Sensor	2.0L	Comfortline, Highline, S, SEL, Sport, Sport & Style, Track & Fun, Trendline, Wolfsburg Edition	W/ Park Assist, Rear, 4-Wheel ABS, FWD	ABS1444-HU
Tiguan	ABS Wheel Speed Sensor	2.0L	Comfortline, Highline, S, SEL, Sport, Sport & Style, Track & Fun, Trendline, Wolfsburg Edition	W/ Park Assist, Rear Left, 4-Wheel ABS, FWD, SPECIAL ORDER ONLY	ABS1445HU-D
Tiguan	ABS Wheel Speed Sensor	2.0L	Comfortline, Highline, S, SEL, Sport, Trendline, Wolfsburg Edition	W/ Park Assist, Rear Left, 4-Wheel ABS, AWD, SPECIAL ORDER ONLY	ABS1446HU-D
Tiguan	ABS Wheel Speed Sensor	2.0L	Comfortline, Highline, S, SEL, Sport, Trendline, Wolfsburg Edition	W/ Park Assist, Rear Right, 4-Wheel ABS, AWD, SPECIAL ORDER ONLY	ABS1448HU-D
Tiguan	Voltage Regulator	2.0L	Comfortline, Highline, S, SEL, Sport, Sport & Style, Track & Fun, Trendline, Wolfsburg Edition	SPECIAL ORDER ONLY	ALR0412HU-D
Tiguan	Engine Camshaft Position Sensor	2.0L	Comfortline, Highline, S, SEL, Sport, Sport & Style, Track & Fun, Trendline, Wolfsburg Edition		CPS7386-HU
Tiguan	Fuel Pump Driver Module	2.0L	Comfortline, Highline, S, SEL, Sport, Sport & Style, Track & Fun, Trendline, Wolfsburg Edition	For Vehicle With Activated carbon canister [1E1]	FPC2904-HU

Vehicle	Part Type	Engine Size	Trim	Note(s)	Part Number
<b>2017 Volkswagen (cont'd)</b>					
Tiguan	Fuel Pump Driver Module	2.0L	Comfortline, Highline, S, SEL, Sport, Sport & Style, Track & Fun, Trendline, Wolfsburg Edition	For Vehicle With Activated charcoal canister acc. to ORVR and siphoning device for filling up [1E4]	FPC2923-HU
Tiguan	HVAC Blower Control Module	2.0L	Comfortline, Highline, S, SEL, Sport, Sport & Style, Track & Fun, Trendline, Wolfsburg Edition		HVC2536-HU
Tiguan	Mass Air Flow Sensor	2.0L	Comfortline, Highline, S, SEL, Sport, Sport & Style, Track & Fun, Trendline, Wolfsburg Edition	w/ 06J.B (PR-TQ2) Unit, Actual OE	MAF0051
Tiguan	Mass Air Flow Sensor	2.0L	Comfortline, Highline, S, SEL, Sport, Sport & Style, Track & Fun, Trendline, Wolfsburg Edition	w/ 06J.D (PR-TD6) Unit, Actual OE	MAF0116
Tiguan Limited	ABS Wheel Speed Sensor	2.0L	Base	[7X0]; [7X1]; [7X7]; [7X9], Rear Left, 4-Wheel ABS	ABS1415-HU
Tiguan Limited	ABS Wheel Speed Sensor	2.0L	Base	[7X0]; [7X1]; [7X7]; [7X9], Rear Right, 4-Wheel ABS	ABS1416-HU
Touareg	ABS Wheel Speed Sensor	3.6L	Execline, Sportline, V6 Executive, V6 FSI, V6 Sport, V6 Wolfsburg, Wolfsburg Edition	For vehicles Without Parallel parking assistant, Front Left	ABS1444-HU
Touareg	ABS Wheel Speed Sensor	3.6L	Execline, Sportline, V6 Executive, V6 FSI, V6 Sport, V6 Wolfsburg, Wolfsburg Edition	For vehicles Without Parallel parking assistant, Front Right	ABS1444-HU
Touareg	ABS Wheel Speed Sensor	3.6L	Execline, Sportline, V6 Executive, V6 FSI, V6 Sport, V6 Wolfsburg, Wolfsburg Edition	For vehicles Without Parallel parking assistant, Rear Left	ABS1444-HU
Touareg	ABS Wheel Speed Sensor	3.6L	Execline, Sportline, V6 Executive, V6 FSI, V6 Sport, V6 Wolfsburg, Wolfsburg Edition	For vehicles Without Parallel parking assistant, Rear Right	ABS1444-HU
Touareg	Engine Camshaft Position Sensor	3.6L	Execline, Sportline, V6 Executive, V6 FSI, V6 Sport, V6 Wolfsburg, Wolfsburg Edition		CPS7385HU-D
<b>2018 Volkswagen</b>					
Atlas	ABS Wheel Speed Sensor	2.0L, 3.6L	Comfortline, Execline, Highline, Launch Edition, S, SE, SEL, SEL Premium, Trendline	Front Left, SPECIAL ORDER ONLY	ABS1409HU-D
Atlas	ABS Wheel Speed Sensor	2.0L, 3.6L	Comfortline, Execline, Highline, Launch Edition, S, SE, SEL, SEL Premium, Trendline	Front Right, SPECIAL ORDER ONLY	ABS1410HU-D



Vehicle	Part Type	Engine Size	Trim	Note(s)	Part Number
<b>2018 Volkswagen (cont'd)</b>					
Atlas	ABS Wheel Speed Sensor	2.0L, 3.6L	Comfortline, Execline, Highline, Launch Edition, S, SE, SEL, SEL Premium, Trendline	Rear Left, SPECIAL ORDER ONLY	ABS1446HU-D
Atlas	ABS Wheel Speed Sensor	2.0L, 3.6L	Comfortline, Execline, Highline, Launch Edition, S, SE, SEL, SEL Premium, Trendline	Rear Right, SPECIAL ORDER ONLY	ABS1448HU-D
Atlas	Engine Camshaft Position Sensor	3.6L	Comfortline, Execline, Highline, Launch Edition, S, SE, SEL, SEL Premium, Trendline	CDVC	CPS7385HU-D
Atlas	Direct Injection High Pressure Fuel Pump	2.0L	Comfortline, S, SE, SEL, Trendline	Actual OE, EXTERNAL HIGH-PRESSURE PUMP	HPP0025
Beetle	ABS Wheel Speed Sensor	2.0L	Coast, Dune, S, SE, Trendline	PR-7Y0, Rear Left, 4-Wheel ABS	ABS1415-HU
Beetle	ABS Wheel Speed Sensor	2.0L	Coast, Dune, S, SE, Trendline	PR-7Y0, Rear Right, 4-Wheel ABS	ABS1416-HU
Beetle	Fuel Pump Control Module	2.0L	Coast, Dune, S, SE, Trendline	Fuel system for SI engine [1A5] Fuel system for fuel-injected engine (tropicalized) [1A7], Convertible, SPECIAL ORDER ONLY	FPC2909-HU
e-Golf	ABS Wheel Speed Sensor		Comfortline, SE, SEL Premium	Front Left, SPECIAL ORDER ONLY	ABS1409HU-D
e-Golf	ABS Wheel Speed Sensor		Comfortline, SE, SEL Premium	Front Right, SPECIAL ORDER ONLY	ABS1410HU-D
Golf	ABS Wheel Speed Sensor	1.8L	Comfortline, Highline, S, SE, Trendline	Front Left, SPECIAL ORDER ONLY	ABS1409HU-D
Golf	ABS Wheel Speed Sensor	1.8L	Comfortline, Highline, S, SE, Trendline	Front Right, SPECIAL ORDER ONLY	ABS1410HU-D
Golf Alltrack	ABS Wheel Speed Sensor	1.8L	Base, Comfortline, S, SE, SEL, Trendline	Front Left, SPECIAL ORDER ONLY	ABS1409HU-D
Golf Alltrack	ABS Wheel Speed Sensor	1.8L	Base, Comfortline, S, SE, SEL, Trendline	Front Right, SPECIAL ORDER ONLY	ABS1410HU-D
Golf Alltrack	ABS Wheel Speed Sensor	1.8L	Base, Comfortline, S, SE, SEL, Trendline	Rear Left, SPECIAL ORDER ONLY	ABS1446HU-D
Golf Alltrack	ABS Wheel Speed Sensor	1.8L	Base, Comfortline, S, SE, SEL, Trendline	Rear Right, SPECIAL ORDER ONLY	ABS1448HU-D

Vehicle	Part Type	Engine Size	Trim	Note(s)	Part Number
<b>2018 Volkswagen (cont'd)</b>					
Golf R	ABS Wheel Speed Sensor	2.0L	Base	Front Left, SPECIAL ORDER ONLY	ABS1409HU-D
Golf R	ABS Wheel Speed Sensor	2.0L	Base	Front Right, SPECIAL ORDER ONLY	ABS1410HU-D
Golf R	ABS Wheel Speed Sensor	2.0L	Base	Rear Left, SPECIAL ORDER ONLY	ABS1446HU-D
Golf R	ABS Wheel Speed Sensor	2.0L	Base	Rear Right, SPECIAL ORDER ONLY	ABS1448HU-D
Golf R	Direct Injection High Pressure Fuel Pump	2.0L	Base	Actual OE, EXTERNAL HIGH-PRESSURE PUMP	HPP0025
Golf SportWagen	ABS Wheel Speed Sensor	1.8L	Comfortline, Highline, S, SE, SEL, Trendline	Front Left, SPECIAL ORDER ONLY	ABS1409HU-D
Golf SportWagen	ABS Wheel Speed Sensor	1.8L	Comfortline, Highline, S, SE, SEL, Trendline	Front Right, SPECIAL ORDER ONLY	ABS1410HU-D
Golf SportWagen	ABS Wheel Speed Sensor	1.8L	Comfortline, Highline, S, SE, SEL, Trendline	Rear Left, SPECIAL ORDER ONLY	ABS1446HU-D
Golf SportWagen	ABS Wheel Speed Sensor	1.8L	Comfortline, Highline, S, SE, SEL, Trendline	Rear Right, SPECIAL ORDER ONLY	ABS1448HU-D
GTI	ABS Wheel Speed Sensor	2.0L	Autobahn, Base, S, SE	Front Left, SPECIAL ORDER ONLY	ABS1409HU-D
GTI	ABS Wheel Speed Sensor	2.0L	Autobahn, Base, S, SE	Front Right, SPECIAL ORDER ONLY	ABS1410HU-D
GTI	Direct Injection High Pressure Fuel Pump	2.0L	Autobahn, Base, S, SE	Actual OE, EXTERNAL HIGH-PRESSURE PUMP	HPP0025
Jetta	ABS Wheel Speed Sensor	1.4L, 1.8L, 2.0L	Base, GLI, S, SE, SE Sport, SEL, Sport, Wolfsburg Edition	PR-7Y0; PR-8T0; PR-8T2, Rear Left, 4-Wheel ABS	ABS1415-HU
Jetta	ABS Wheel Speed Sensor	1.4L, 1.8L, 2.0L	Base, GLI, S, SE, SE Sport, SEL, Sport, Wolfsburg Edition	PR-7Y0; PR-8T0; PR-8T2, Rear Right, 4-Wheel ABS	ABS1416-HU
Jetta	Fuel Pump Control Module	1.4L, 1.8L, 2.0L	Base, GLI, S, SE, SE Sport, SEL, Sport, Wolfsburg Edition	SPECIAL ORDER ONLY	FPC2909-HU
Passat	ABS Wheel Speed Sensor	3.6L	V6	PR-7Y0; PR-7Y4, Rear Left, 4-Wheel ABS	ABS1415-HU

Vehicle	Part Type	Engine Size	Trim	Note(s)	Part Number
<b>2018 Volkswagen (cont'd)</b>					
Passat	ABS Wheel Speed Sensor	2.0L, 3.6L	Comfortline, GT, Highline, R-Line, S, SE, SEL Premium, Trendline	PR-7Y0; PR-7Y4, Rear Left, 4-Wheel ABS, FWD	ABS1415-HU
Passat	ABS Wheel Speed Sensor	3.6L	V6	PR-7Y0; PR-7Y4, Rear Right, 4-Wheel ABS	ABS1416-HU
Passat	ABS Wheel Speed Sensor	2.0L, 3.6L	Comfortline, GT, Highline, R-Line, S, SE, SEL Premium, Trendline	PR-7Y0; PR-7Y4, Rear Right, 4-Wheel ABS, FWD	ABS1416-HU
Passat	ABS Wheel Speed Sensor	2.0L, 3.6L	Comfortline, GT, Highline, R-Line, S, SE, SEL Premium, Trendline	PR-7X5; PR-7Y8; PR-7Y9, Rear, 4-Wheel ABS, FWD	ABS1444-HU
Passat	ABS Wheel Speed Sensor	2.0L, 3.6L	Comfortline, GT, Highline, R-Line, S, SE, SEL Premium, Trendline	PR-7X5; PR-7Y8; PR-7Y9, Rear Left, 4-Wheel ABS, FWD, SPECIAL ORDER ONLY	ABS1445HU-D
Passat	Engine Camshaft Position Sensor	3.6L	GT, Highline, SEL Premium	CDVB	CPS7385HU-D
Tiguan	ABS Wheel Speed Sensor	2.0L	Comfortline, Highline, S, SE, SEL, SEL Premium, Trendline	From VIN 3VVZZZAXZJM00001, Front Left, SPECIAL ORDER ONLY	ABS1409HU-D
Tiguan	ABS Wheel Speed Sensor	2.0L	Comfortline, Highline, S, SE, SEL, SEL Premium, Trendline	From VIN 3VVZZZAXZJM00001, Front Right, SPECIAL ORDER ONLY	ABS1410HU-D
Tiguan	ABS Wheel Speed Sensor	2.0L	S, SE, SEL, SEL Premium, Trendline	PR-7X0;PR-7X1; PR-7X7; PR-7X9, From VIN WVGZZZ5NZJ-000001, Rear Left, 4-Wheel ABS, AWD	ABS1415-HU
Tiguan	ABS Wheel Speed Sensor	2.0L	S, SE, SEL, SEL Premium, Trendline	PR-7X0;PR-7X1; PR-7X7; PR-7X9, From VIN WVGZZZ5NZJ-000001, Rear Left, 4-Wheel ABS, FWD	ABS1415-HU
Tiguan	ABS Wheel Speed Sensor	2.0L	S, SE, SEL, SEL Premium, Trendline	PR-7X0;PR-7X1; PR-7X7; PR-7X9, From VIN WVGZZZ5NZJ-000001, Rear Right, 4-Wheel ABS, AWD	ABS1416-HU

Vehicle	Part Type	Engine Size	Trim	Note(s)	Part Number
<b>2018 Volkswagen (cont'd)</b>					
Tiguan	ABS Wheel Speed Sensor	2.0L	S, SE, SEL, SEL Premium, Trendline	PR-7X0;PR-7X1; PR-7X7; PR-7X9, From VIN WVGZZZ5NZJ-000001, Rear Right, 4-Wheel ABS, FWD	ABS1416-HU
Tiguan	ABS Wheel Speed Sensor	2.0L	S, SE, SEL, SEL Premium, Trendline	PR-7X5; PR-7X6, From VIN WVGZZZ5NZJ-000001, Rear, 4-Wheel ABS, FWD	ABS1444-HU
Tiguan	ABS Wheel Speed Sensor	2.0L	S, SE, SEL, SEL Premium, Trendline	PR-7X5; PR-7X6, From VIN WVGZZZ5NZJ-000001, Rear Left, 4-Wheel ABS, FWD, SPECIAL ORDER ONLY	ABS1445HU-D
Tiguan	ABS Wheel Speed Sensor	2.0L	S, SE, SEL, SEL Premium, Trendline	From VIN 3VVZZAXZJM000001, Rear Left, 4-Wheel ABS, AWD, SPECIAL ORDER ONLY	ABS1446HU-D
Tiguan	ABS Wheel Speed Sensor	2.0L	S, SE, SEL, SEL Premium, Trendline	From VIN 3VVZZAXZJM000001, Rear Left, 4-Wheel ABS, FWD, SPECIAL ORDER ONLY	ABS1446HU-D
Tiguan	ABS Wheel Speed Sensor	2.0L	Comfortline, Highline	From VIN 3VVZZAXZJM000001, Rear Left, AWD, SPECIAL ORDER ONLY	ABS1446HU-D
Tiguan	ABS Wheel Speed Sensor	2.0L	S, SE, SEL, SEL Premium, Trendline	From VIN 3VVZZAXZJM000001, Rear Right, 4-Wheel ABS, AWD, SPECIAL ORDER ONLY	ABS1448HU-D
Tiguan	ABS Wheel Speed Sensor	2.0L	S, SE, SEL, SEL Premium, Trendline	From VIN 3VVZZAXZJM000001, Rear Right, 4-Wheel ABS, FWD, SPECIAL ORDER ONLY	ABS1448HU-D
Tiguan	ABS Wheel Speed Sensor	2.0L	Comfortline, Highline	From VIN 3VVZZAXZJM000001, Rear Right, AWD, SPECIAL ORDER ONLY	ABS1448HU-D

Vehicle	Part Type	Engine Size	Trim	Note(s)	Part Number
<b>2018 Volkswagen (cont'd)</b>					
Tiguan	Voltage Regulator	2.0L	Comfortline, Highline, S, SE, SEL, SEL Premium, Trendline	SPECIAL ORDER ONLY	ALR0412HU-D
Tiguan	HVAC Blower Control Module	2.0L	Comfortline, Highline, S, SE, SEL, SEL Premium, Trendline		HVC2536-HU
Tiguan Limited	ABS Wheel Speed Sensor	2.0L	Base	From VIN 3VVZZAXZJM000001, Front Left, SPECIAL ORDER ONLY	ABS1409HU-D
Tiguan Limited	ABS Wheel Speed Sensor	2.0L	Base	From VIN 3VVZZAXZJM000001, Front Right, SPECIAL ORDER ONLY	ABS1410HU-D
Tiguan Limited	ABS Wheel Speed Sensor	2.0L	Base	PR-7X0;PR-7X1; PR-7X7; PR-7X9, From VIN WVGZZZ5NZJ-000001, Rear Left, 4-Wheel ABS, AWD	ABS1415-HU
Tiguan Limited	ABS Wheel Speed Sensor	2.0L	Base	PR-7X0;PR-7X1; PR-7X7; PR-7X9, From VIN WVGZZZ5NZJ-000001, Rear Left, 4-Wheel ABS, FWD	ABS1415-HU
Tiguan Limited	ABS Wheel Speed Sensor	2.0L	Base	PR-7X0;PR-7X1; PR-7X7; PR-7X9, From VIN WVGZZZ5NZJ-000001, Rear Right, 4-Wheel ABS, AWD	ABS1416-HU
Tiguan Limited	ABS Wheel Speed Sensor	2.0L	Base	PR-7X0;PR-7X1; PR-7X7; PR-7X9, From VIN WVGZZZ5NZJ-000001, Rear Right, 4-Wheel ABS, FWD	ABS1416-HU
Tiguan Limited	ABS Wheel Speed Sensor	2.0L	Base	PR-7X5; PR-7X6, From VIN WVGZZZ5NZJ-000001, Rear, 4-Wheel ABS, FWD	ABS1444-HU

Vehicle	Part Type	Engine Size	Trim	Note(s)	Part Number
<b>2018 Volkswagen (cont'd)</b>					
Tiguan Limited	ABS Wheel Speed Sensor	2.0L	Base	PR-7X5; PR-7X6, From VIN WVGZZZ5NZJ-000001, Rear Left, 4-Wheel ABS, FWD, SPECIAL ORDER ONLY	ABS1445HU-D
Tiguan Limited	ABS Wheel Speed Sensor	2.0L	Base	From VIN 3VVZZZAXZJM000001, Rear Left, 4-Wheel ABS, AWD, SPECIAL ORDER ONLY	ABS1446HU-D
Tiguan Limited	ABS Wheel Speed Sensor	2.0L	Base	From VIN 3VVZZZAXZJM000001, Rear Left, 4-Wheel ABS, FWD, SPECIAL ORDER ONLY	ABS1446HU-D
Tiguan Limited	ABS Wheel Speed Sensor	2.0L	Base	From VIN 3VVZZZAXZJM000001, Rear Right, 4-Wheel ABS, AWD, SPECIAL ORDER ONLY	ABS1448HU-D
Tiguan Limited	ABS Wheel Speed Sensor	2.0L	Base	From VIN 3VVZZZAXZJM000001, Rear Right, 4-Wheel ABS, FWD, SPECIAL ORDER ONLY	ABS1448HU-D
Tiguan Limited	Voltage Regulator	2.0L	Base	SPECIAL ORDER ONLY	ALR0412HU-D
Tiguan Limited	Engine Camshaft Position Sensor	2.0L	Base	CCTA	CPS7386-HU
Tiguan Limited	Fuel Pump	2.0L	Base		FUP3058
Tiguan Limited	HVAC Blower Control Module	2.0L	Base		HVC2536-HU
Tiguan Limited	Mass Air Flow Sensor	2.0L	Base	RP-TQ2, Actual OE	MAF0051
Tiguan Limited	Mass Air Flow Sensor	2.0L	Base	PR-TD6, Actual OE	MAF0116
<b>2019 Volkswagen</b>					
Atlas	Direct Injection High Pressure Fuel Pump	2.0L	Comfortline, S, Trendline	Actual OE, EXTERNAL HIGH-PRESSURE PUMP	HPP0025

Vehicle	Part Type	Engine Size	Trim	Note(s)	Part Number
<b>2019 Volkswagen (cont'd)</b>					
Beetle	ABS Wheel Speed Sensor	2.0L	Dune, Final Edition SE, Final Edition SEL, S, SE, Wolfsburg Edition	Without cruise control system (CCS) [8T0], Electronic cruise control system (CCS) [8T2], Without lane change assist [7Y0], Rear Left, 4-Wheel ABS, Convertible	ABS1415-HU
Beetle	ABS Wheel Speed Sensor	2.0L	Dune, Final Edition SE, Final Edition SEL, S, SE, Wolfsburg Edition	Without cruise control system (CCS) [8T0], Electronic cruise control system (CCS) [8T2], Without lane change assist [7Y0], Rear Left, 4-Wheel ABS, Hatchback	ABS1415-HU
Beetle	ABS Wheel Speed Sensor	2.0L	Dune, Final Edition SE, Final Edition SEL, S, SE, Wolfsburg Edition	Without cruise control system (CCS) [8T0], Electronic cruise control system (CCS) [8T2], Without lane change assist [7Y0], Rear Right, 4-Wheel ABS, Convertible	ABS1416-HU
Beetle	ABS Wheel Speed Sensor	2.0L	Dune, Final Edition SE, Final Edition SEL, S, SE, Wolfsburg Edition	Without cruise control system (CCS) [8T0], Electronic cruise control system (CCS) [8T2], Without lane change assist [7Y0], Rear Right, 4-Wheel ABS, Hatchback	ABS1416-HU
Golf R	Direct Injection High Pressure Fuel Pump	2.0L	Base, R	Actual OE, EXTERNAL HIGH-PRESSURE PUMP	HPP0025
GTI	Direct Injection High Pressure Fuel Pump	2.0L	Autobahn, Base, Rabbit Edition, S, SE	To 10/12/2018, DKFA, Actual OE, EXTERNAL HIGH-PRESSURE PUMP	HPP0025

Vehicle	Part Type	Engine Size	Trim	Note(s)	Part Number
<b>2019 Volkswagen (cont'd)</b>					
Passat	ABS Wheel Speed Sensor	2.0L	SE R-Line, Wolfsburg Edition	Lane keeping system [7Y4], Electronic cruise control system (CCS) [8T2], Without lane change assist [7Y0], Rear Left, 4-Wheel ABS	ABS1415-HU
Passat	ABS Wheel Speed Sensor	2.0L	SE R-Line, Wolfsburg Edition	Lane keeping system [7Y4], Electronic cruise control system (CCS) [8T2], Without lane change assist [7Y0], Rear Right, 4-Wheel ABS	ABS1416-HU
<b>2020 Volkswagen</b>					
Passat	ABS Wheel Speed Sensor	2.0L	Comfortline, Execline, Highline, R-Line, S, SE, SEL	Lane keeping system [7Y4], Electronic cruise control system (CCS) [8T2], Without lane change assist [7Y0], Rear Left, 4-Wheel ABS	ABS1415-HU
Passat	ABS Wheel Speed Sensor	2.0L	Comfortline, Execline, Highline, R-Line, S, SE, SEL	Lane keeping system [7Y4], Electronic cruise control system (CCS) [8T2], Without lane change assist [7Y0], Rear Right, 4-Wheel ABS	ABS1416-HU
<b>1979 Volvo</b>					
245	Voltage Regulator	2.1L	DL		ALR0514
<b>1980 Volvo</b>					
245	Voltage Regulator	2.1L	DL		ALR0514
<b>1982 Volvo</b>					
245	Voltage Regulator	2.4L	DL	DIESEL	ALR0514
<b>1983 Volvo</b>					
245	Voltage Regulator	2.4L	GL	DIESEL	ALR0514
<b>1984 Volvo</b>					
245	Voltage Regulator	2.4L	Base	DIESEL	ALR0514
GLE	Voltage Regulator	2.3L	Base		ALR0514



Vehicle	Part Type	Engine Size	Trim	Note(s)	Part Number
<b>1985 Volvo</b>					
740	Distributor Ignition Pickup	2.3L	GLE		CMU8154
745	Voltage Regulator	2.4L	GLE	DIESEL	ALR0514
<b>1986 Volvo</b>					
244	Voltage Regulator	2.3L	DL, GL		ALR0514
245	Voltage Regulator	2.3L	DL, GL		ALR0514
740	Distributor Ignition Pickup	2.3L	GLE		CMU8154
<b>1987 Volvo</b>					
244	Voltage Regulator	2.3L	DL, GL		ALR0514
245	Voltage Regulator	2.3L	DL, GL		ALR0514
740	Voltage Regulator	2.3L	GLE		ALR0514
740	Distributor Ignition Pickup	2.3L	GLE		CMU8154
<b>1988 Volvo</b>					
244	Voltage Regulator	2.3L	DL, GL		ALR0514
245	Voltage Regulator	2.3L	DL, GL		ALR0514
740	Voltage Regulator	2.3L	GLE		ALR0514
740	Distributor Ignition Pickup	2.3L	GLE		CMU8154
<b>1989 Volvo</b>					
244	Voltage Regulator	2.3L	DL, GL		ALR0514
245	Voltage Regulator	2.3L	DL, GL		ALR0514
740	Voltage Regulator	2.3L	Base, GL, GLE		ALR0514
740	Distributor Ignition Pickup	2.3L	Base, GL, GLE		CMU8154
<b>1990 Volvo</b>					
240	Voltage Regulator	2.3L	Base, DL		ALR0514
740	Voltage Regulator	2.3L	Base, GL, GLE		ALR0514
<b>1991 Volvo</b>					
240	Voltage Regulator	2.3L	Base, SE		ALR0514
740	Voltage Regulator	2.3L	Base, T		ALR0514
940	Voltage Regulator	2.3L	GLE, SE, T		ALR0514
<b>1992 Volvo</b>					
240	Voltage Regulator	2.3L	Base, GL		ALR0514
740	Voltage Regulator	2.3L	Base, T		ALR0514
940	Voltage Regulator	2.3L	GL, GLE, T		ALR0514
960	Voltage Regulator	2.9L	Base		ALR0564
<b>1993 Volvo</b>					
240	Voltage Regulator	2.3L	Base		ALR0514

Vehicle	Part Type	Engine Size	Trim	Note(s)	Part Number
<b>1993 Volvo (cont'd)</b>					
850	Voltage Regulator	2.4L	GLT		ALR0564
940	Voltage Regulator	2.3L	Base, T		ALR0514
960	Voltage Regulator	2.9L	Base		ALR0564
<b>1994 Volvo</b>					
850	Voltage Regulator	2.4L	Base, GLT		ALR0564
940	Voltage Regulator	2.3L	Base, T		ALR0514
960	Voltage Regulator	2.9L	Base		ALR0564
<b>1995 Volvo</b>					
850	Voltage Regulator	2.3L, 2.4L	Base, GLT, T-5R, Turbo		ALR0564
850	Fuel Pump Module Assembly	2.3L, 2.4L	Base, GLT, T-5R, Turbo	SPECIAL ORDER ONLY	FUP3359-D
850	Manifold Absolute Pressure Sensor	2.3L, 2.4L	Base, GLT, T-5R, Turbo		PRS8205HU-D
940	Voltage Regulator	2.3L	Base, T		ALR0514
960	Voltage Regulator	2.9L	Base		ALR0564
960	Ignition Control Module	2.9L	Base		IGC8403
<b>1996 Volvo</b>					
850	Voltage Regulator	2.3L, 2.4L	Base, GLT, R, Turbo		ALR0564
850	Fuel Pump Module Assembly	2.3L, 2.4L	Base, GLT, R, Turbo	SPECIAL ORDER ONLY	FUP3359-D
850	Manifold Absolute Pressure Sensor	2.3L, 2.4L	Base, GLT, R, Turbo		PRS8205HU-D
960	Voltage Regulator	2.9L	Base		ALR0564
960	Ignition Control Module	2.9L	Base		IGC8403
<b>1997 Volvo</b>					
850	Voltage Regulator	2.4L	AWD, Base, GLT		ALR0564
850	Fuel Pump Module Assembly	2.3L, 2.4L	Base, GLT, R, T-5	FWD, SPECIAL ORDER ONLY	FUP3359-D
960	Ignition Control Module	2.9L	Base		IGC8403
S90	Ignition Control Module	2.9L	Base		IGC8403
V90	Ignition Control Module	2.9L	Base		IGC8403
<b>1998 Volvo</b>					
C70	Voltage Regulator	2.3L	Base	GAS, B5234T3	ALR0564
C70	Voltage Regulator	2.4L	Base	GAS, B5254T	ALR0564
C70	Voltage Regulator	2.3L	Base	GAS, B5234T3	ALR0603
C70	Voltage Regulator	2.4L	Base	GAS, B5254T	ALR0603
C70	Fuel Pump Module Assembly	2.3L, 2.4L	Base	SPECIAL ORDER ONLY	FUP3359-D

Vehicle	Part Type	Engine Size	Trim	Note(s)	Part Number
<b>1998 Volvo (cont'd)</b>					
S70	Voltage Regulator	2.3L	T5	GAS, B5234T3	ALR0564
S70	Voltage Regulator	2.4L	Base	GAS, B5254S	ALR0564
S70	Voltage Regulator	2.4L	GLT	GAS, B5254T	ALR0564
S70	Voltage Regulator	2.3L	T5	GAS, B5234T3	ALR0603
S70	Voltage Regulator	2.4L	Base	GAS, B5254S	ALR0603
S70	Voltage Regulator	2.4L	GLT	GAS, B5254T	ALR0603
S70	Fuel Pump Module Assembly	2.3L, 2.4L	Base, GLT, T5	SPECIAL ORDER ONLY	FUP3359-D
S90	Ignition Control Module	2.9L	Base		IGC8403
V70	Voltage Regulator	2.3L	T5	GAS, B5234T3	ALR0564
V70	Voltage Regulator	2.3L	R	GAS, B5234T6	ALR0564
V70	Voltage Regulator	2.4L	Base	GAS, B5254S	ALR0564
V70	Voltage Regulator	2.4L	AWD, GLT, X/C AWD	GAS, B5254T	ALR0564
V70	Voltage Regulator	2.3L	T5	GAS, B5234T3	ALR0603
V70	Voltage Regulator	2.3L	R	GAS, B5234T6	ALR0603
V70	Voltage Regulator	2.4L	Base	GAS, B5254S	ALR0603
V70	Voltage Regulator	2.4L	AWD, GLT, X/C AWD	GAS, B5254T	ALR0603
V70	Fuel Pump Module Assembly	2.3L, 2.4L	Base, GLT, T5	FWD, SPECIAL ORDER ONLY	FUP3359-D
V90	Ignition Control Module	2.9L	Base		IGC8403
<b>1999 Volvo</b>					
C70	Voltage Regulator	2.3L	Base	GAS, B5234T3	ALR0564
C70	Voltage Regulator	2.4L	Base	GAS, B5254T	ALR0564
C70	Voltage Regulator	2.3L	Base	GAS, B5234T3	ALR0603
C70	Voltage Regulator	2.4L	Base	GAS, B5254T	ALR0603
C70	Fuel Pump Module Assembly	2.3L, 2.4L	Base	SPECIAL ORDER ONLY	FUP3359-D
C70	Ignition Coil	2.3L, 2.4L	Base		IGC0142
C70	Mass Air Flow Sensor	2.3L	Base	From 1999	MAF8963
C70	Mass Air Flow Sensor	2.4L	Base	From 2000	MAF8963
S70	Voltage Regulator	2.3L	T5	GAS, B5234T3	ALR0564
S70	Voltage Regulator	2.4L	Base	GAS, B5254S	ALR0564
S70	Voltage Regulator	2.4L	AWD, GLT	GAS, B5254T	ALR0564
S70	Voltage Regulator	2.3L	T5	GAS, B5234T3	ALR0603
S70	Voltage Regulator	2.4L	Base	GAS, B5254S	ALR0603
S70	Voltage Regulator	2.4L	AWD, GLT	GAS, B5254T	ALR0603
S70	Fuel Pump Module Assembly	2.4L	Base, GLT	FWD, SPECIAL ORDER ONLY	FUP3359-D
S70	Fuel Pump Module Assembly	2.3L	T5	SPECIAL ORDER ONLY	FUP3359-D

Vehicle	Part Type	Engine Size	Trim	Note(s)	Part Number
<b>1999 Volvo (cont'd)</b>					
S70	Ignition Coil	2.3L, 2.4L	AWD, Base, GLT, T5		IGC0142
S70	Mass Air Flow Sensor	2.3L	T5	From 1999	MAF8963
S70	Mass Air Flow Sensor	2.4L	AWD, GLT	From 1999, Turbocharged	MAF8963
S80	HVAC Blower Control Module	2.8L, 2.9L	2.9, T6	SPECIAL ORDER ONLY	HVC2521HU-D
S80	Ignition Coil	2.8L, 2.9L	2.9, T6		IGC0142
V70	Voltage Regulator	2.3L	T5	GAS, B5234T3	ALR0564
V70	Voltage Regulator	2.3L	R AWD	GAS, B5234T8	ALR0564
V70	Voltage Regulator	2.4L	Base	GAS, B5254S	ALR0564
V70	Voltage Regulator	2.4L	AWD, GLT, X/C AWD	GAS, B5254T	ALR0564
V70	Voltage Regulator	2.3L	T5	GAS, B5234T3	ALR0603
V70	Voltage Regulator	2.3L	R AWD	GAS, B5234T8	ALR0603
V70	Voltage Regulator	2.4L	Base	GAS, B5254S	ALR0603
V70	Voltage Regulator	2.4L	AWD, GLT, X/C AWD	GAS, B5254T	ALR0603
V70	Fuel Pump Module Assembly	2.3L, 2.4L	Base, GLT, T5	FWD, SPECIAL ORDER ONLY	FUP3359-D
V70	Ignition Coil	2.3L, 2.4L	AWD, Base, GLT, R AWD, T5, X/C AWD		IGC0142
V70	Mass Air Flow Sensor	2.3L	R AWD, T5	From 1999	MAF8963
V70	Mass Air Flow Sensor	2.4L	AWD, GLT, X/C AWD	From 1999, Turbocharged	MAF8963
<b>2000 Volvo</b>					
C70	Voltage Regulator	2.3L	Base	GAS, B5234T3	ALR0564
C70	Voltage Regulator	2.4L	Base	GAS, B5244T	ALR0564
C70	Voltage Regulator	2.3L	Base	GAS, B5234T3	ALR0603
C70	Voltage Regulator	2.4L	Base	GAS, B5244T	ALR0603
C70	Fuel Pump Module Assembly	2.3L, 2.4L	Base	SPECIAL ORDER ONLY	FUP3359-D
C70	Ignition Coil	2.3L, 2.4L	Base		IGC0142
C70	Mass Air Flow Sensor	2.3L, 2.4L	Base		MAF8963
S40	Ignition Coil	1.9L	Base	B4204T2	IGC3850-D
S40	Spark Plug Wire	1.9L	2.0T, Base	SPECIAL ORDER ONLY	SPW4958HU-D
S70	Voltage Regulator	2.4L	2.4T	GAS	ALR0564
S70	Voltage Regulator	2.3L	T5	GAS, B5234T3	ALR0564
S70	Voltage Regulator	2.4L	Base	GAS, B5244S	ALR0564
S70	Voltage Regulator	2.4L	AWD, GLT, GLT SE	GAS, B5244T	ALR0564
S70	Voltage Regulator	2.4L	2.4T	GAS	ALR0603
S70	Voltage Regulator	2.3L	T5	GAS, B5234T3	ALR0603
S70	Voltage Regulator	2.4L	Base	GAS, B5244S	ALR0603
S70	Voltage Regulator	2.4L	AWD, GLT, GLT SE	GAS, B5244T	ALR0603

Vehicle	Part Type	Engine Size	Trim	Note(s)	Part Number
<b>2000 Volvo (cont'd)</b>					
S70	Fuel Pump Module Assembly	2.4L	Base, GLT, GLT SE	FWD, SPECIAL ORDER ONLY	FUP3359-D
S70	Fuel Pump Module Assembly	2.3L	T5	SPECIAL ORDER ONLY	FUP3359-D
S70	Ignition Coil	2.3L, 2.4L	AWD, Base, GLT, GLT SE, T5		IGC0142
S70	Mass Air Flow Sensor	2.3L	T5		MAF8963
S70	Mass Air Flow Sensor	2.4L	AWD, GLT, GLT SE	Turbocharged	MAF8963
S80	HVAC Blower Control Module	2.8L, 2.9L	2.9, T6	SPECIAL ORDER ONLY	HVC2521HU-D
S80	Ignition Coil	2.8L, 2.9L	2.9, T6		IGC0142
V40	Ignition Coil	1.9L	Base	B4204T2	IGC3850-D
V40	Spark Plug Wire	1.9L	2.0T, Base, T4	SPECIAL ORDER ONLY	SPW4958HU-D
V70	Voltage Regulator	2.4L	2.4T, 2.4T SE	GAS	ALR0564
V70	Voltage Regulator	2.3L	R AWD, T5	GAS, B5234T3	ALR0564
V70	Voltage Regulator	2.4L	Base	GAS, B5244S	ALR0564
V70	Voltage Regulator	2.4L	GLT, GLT SE, X/C AWD, X/C AWD SE	GAS, B5244T	ALR0564
V70	Voltage Regulator	2.4L	2.4T, 2.4T SE	GAS	ALR0603
V70	Voltage Regulator	2.3L	R AWD, T5	GAS, B5234T3	ALR0603
V70	Voltage Regulator	2.4L	Base	GAS, B5244S	ALR0603
V70	Voltage Regulator	2.4L	GLT, GLT SE, X/C AWD, X/C AWD SE	GAS, B5244T	ALR0603
V70	Fuel Pump Module Assembly	2.3L, 2.4L	Base, GLT, GLT SE, T5	FWD, SPECIAL ORDER ONLY	FUP3359-D
V70	Ignition Coil	2.3L, 2.4L	Base, GLT, GLT SE, R AWD, T5, X/C AWD, X/C AWD SE		IGC0142
V70	Mass Air Flow Sensor	2.3L	R AWD, T5	From 1999	MAF8963
V70	Mass Air Flow Sensor	2.4L	GLT, GLT SE, X/C AWD, X/C AWD SE	From 1999, Turbocharged	MAF8963
<b>2001 Volvo</b>					
C70	Voltage Regulator	2.3L	Base	GAS, B5234T3	ALR0564
C70	Voltage Regulator	2.4L	Base	GAS, B5244T	ALR0564
C70	Voltage Regulator	2.3L	Base	GAS, B5234T3	ALR0603
C70	Voltage Regulator	2.4L	Base	GAS, B5244T	ALR0603
C70	Fuel Pump Module Assembly	2.3L, 2.4L	Base	SPECIAL ORDER ONLY	FUP3359-D
C70	HVAC Blower Control Module	2.3L, 2.4L	Base	SPECIAL ORDER ONLY	HVC2521HU-D
C70	Ignition Coil	2.3L, 2.4L	Base		IGC0142
C70	Mass Air Flow Sensor	2.3L, 2.4L	Base		MAF8963

Vehicle	Part Type	Engine Size	Trim	Note(s)	Part Number
<b>2001 Volvo (cont'd)</b>					
S40	Ignition Coil	1.9L	2.0T, Base		IGC3850-D
S40	Spark Plug Wire	1.9L	2.0T, Base	SPECIAL ORDER ONLY	SPW4958HU-D
S60	HVAC Blower Control Module	2.3L, 2.4L	2.4T, Base, T5	SPECIAL ORDER ONLY	HVC2521HU-D
S60	Ignition Coil	2.3L, 2.4L	2.4T, Base, T5		IGC0142
S60	Mass Air Flow Sensor	2.4L	Base	Naturally Aspirated	MAF5067
S80	HVAC Blower Control Module	2.8L, 2.9L	2.9, T6	SPECIAL ORDER ONLY	HVC2521HU-D
S80	Ignition Coil	2.8L, 2.9L	2.9, T6		IGC0142
V40	Ignition Coil	1.9L	2.0T, Base, T4		IGC3850-D
V40	Spark Plug Wire	1.9L	2.0T, Base, T4	SPECIAL ORDER ONLY	SPW4958HU-D
V70	HVAC Blower Control Module	2.3L, 2.4L	2.4T, Base, T5, X/C	SPECIAL ORDER ONLY	HVC2521HU-D
V70	Ignition Coil	2.3L, 2.4L	2.4T, Base, T5, X/C		IGC0142
V70	Mass Air Flow Sensor	2.4L	Base	To Chassis # 31814, B5244S	MAF5067
<b>2002 Volvo</b>					
C70	Voltage Regulator	2.3L	Base	GAS, B5234T3	ALR0564
C70	Voltage Regulator	2.4L	Base	GAS, B5244T	ALR0564
C70	Voltage Regulator	2.3L	Base	GAS, B5234T3	ALR0603
C70	Voltage Regulator	2.4L	Base	GAS, B5244T	ALR0603
C70	Fuel Pump Module Assembly	2.3L, 2.4L	Base	SPECIAL ORDER ONLY	FUP3359-D
C70	HVAC Blower Control Module	2.3L, 2.4L	Base	SPECIAL ORDER ONLY	HVC2521HU-D
C70	Ignition Coil	2.3L, 2.4L	Base		IGC0142
C70	Mass Air Flow Sensor	2.3L, 2.4L	Base	To 2002	MAF8963
S40	Ignition Coil	1.9L	2.0T, Base		IGC3850-D
S40	Spark Plug Wire	1.9L	2.0T, Base	SPECIAL ORDER ONLY	SPW4958HU-D
S60	HVAC Blower Control Module	2.3L, 2.4L	2.4T, AWD, Base, T5	SPECIAL ORDER ONLY	HVC2521HU-D
S60	Ignition Coil	2.3L, 2.4L	2.4T, AWD, Base, T5		IGC0142
S60	Mass Air Flow Sensor	2.4L	Base	Naturally Aspirated	MAF5067
S80	HVAC Blower Control Module	2.9L	2.9, T6	SPECIAL ORDER ONLY	HVC2521HU-D
S80	Ignition Coil	2.9L	2.9, T6		IGC0142
V40	Ignition Coil	1.9L	2.0T, Base, T4		IGC3850-D
V40	Spark Plug Wire	1.9L	2.0T, Base, T4	SPECIAL ORDER ONLY	SPW4958HU-D

Vehicle	Part Type	Engine Size	Trim	Note(s)	Part Number
<b>2002 Volvo (cont'd)</b>					
V70	HVAC Blower Control Module	2.3L, 2.4L	2.4T, AWD, Base, T5, X/C	SPECIAL ORDER ONLY	HVC2521HU-D
V70	Ignition Coil	2.3L, 2.4L	2.4T, AWD, Base, T5, X/C		IGC0142
V70	Mass Air Flow Sensor	2.4L	Base	From Chassis # 31814, B5244S	MAF5067
<b>2003 Volvo</b>					
C70	Voltage Regulator	2.4L	Base	GAS, B5244T7	ALR0564
C70	Voltage Regulator	2.4L	Base	GAS, B5244T7	ALR0603
C70	Fuel Pump Module Assembly	2.3L, 2.4L	Base	SPECIAL ORDER ONLY	FUP3359-D
C70	HVAC Blower Control Module	2.3L, 2.4L	Base	SPECIAL ORDER ONLY	HVC2521HU-D
C70	Ignition Coil	2.3L, 2.4L	Base		IGC0142
S40	Ignition Coil	1.9L	2.0T, Base, T4		IGC3850-D
S40	Spark Plug Wire	1.9L	2.0T, Base, T4	SPECIAL ORDER ONLY	SPW4958HU-D
S60	HVAC Blower Control Module	2.3L, 2.4L, 2.5L	2.4T, AWD, Base, T5	SPECIAL ORDER ONLY	HVC2521HU-D
S60	Ignition Coil	2.3L, 2.4L, 2.5L	2.4T, AWD, Base, T5		IGC0142
S60	Mass Air Flow Sensor	2.4L	2.4T, Base		MAF5067
S80	HVAC Blower Control Module	2.9L	2.9, T6	SPECIAL ORDER ONLY	HVC2521HU-D
S80	Ignition Coil	2.9L	2.9, T6		IGC0142
V40	Ignition Coil	1.9L	2.0T, Base, T4		IGC3850-D
V40	Spark Plug Wire	1.9L	2.0T, Base, T4	SPECIAL ORDER ONLY	SPW4958HU-D
V70	HVAC Blower Control Module	2.3L, 2.4L, 2.5L	2.4T, AWD, Base, T5	SPECIAL ORDER ONLY	HVC2521HU-D
V70	Ignition Coil	2.3L, 2.4L, 2.5L	2.4T, AWD, Base, T5		IGC0142
V70	Mass Air Flow Sensor	2.4L	Base	From Chassis # 31814, B5244S	MAF5067
V70	Mass Air Flow Sensor	2.4L	Base	From Chassis # 31814, B5244S6	MAF5067
XC70	HVAC Blower Control Module	2.5L	X/C	SPECIAL ORDER ONLY	HVC2521HU-D
XC70	Ignition Coil	2.5L	X/C		IGC0142
XC90	HVAC Blower Control Module	2.5L, 2.9L	Base, T6	SPECIAL ORDER ONLY	HVC2521HU-D
XC90	Ignition Coil	2.5L, 2.9L	Base, T6		IGC0142
<b>2004 Volvo</b>					
C70	Voltage Regulator	2.4L	Base	GAS, B5244T7	ALR0564
C70	Voltage Regulator	2.4L	Base	GAS, B5244T7	ALR0603

Vehicle	Part Type	Engine Size	Trim	Note(s)	Part Number
<b>2004 Volvo (cont'd)</b>					
C70	Fuel Pump Module Assembly	2.3L, 2.4L	Base	SPECIAL ORDER ONLY	FUP3359-D
C70	HVAC Blower Control Module	2.3L, 2.4L	Base	SPECIAL ORDER ONLY	HVC2521HU-D
C70	Ignition Coil	2.3L, 2.4L	Base		IGC0142
S40	Ignition Coil	2.4L, 2.5L	T5, i		IGC0166
S40	Ignition Coil	1.9L	2.0T, Base, LSE		IGC3850-D
S40	Mass Air Flow Sensor	2.4L	i		MAF5067
S40	Mass Air Flow Sensor	2.5L	T5	B5254T3	MAF8943
S40	Spark Plug Wire	1.9L, 2.4L, 2.5L	2.0T, Base, LSE, T5, i	SPECIAL ORDER ONLY	SPW4958HU-D
S60	HVAC Blower Control Module	2.3L, 2.4L, 2.5L	2.4, 2.5T, 2.5T AWD, R, T5	SPECIAL ORDER ONLY	HVC2521HU-D
S60	Ignition Coil	2.3L, 2.4L, 2.5L	2.4, 2.5T, 2.5T AWD, R, T5		IGC0142
S60	Mass Air Flow Sensor	2.4L	2.4		MAF5067
S80	HVAC Blower Control Module	2.5L, 2.9L	2.5T, 2.5T AWD, 2.9, T6	SPECIAL ORDER ONLY	HVC2521HU-D
S80	Ignition Coil	2.5L, 2.9L	2.5T, 2.5T AWD, 2.9, T6		IGC0142
V40	Ignition Coil	1.9L	2.0T, Base, LSE		IGC3850-D
V40	Spark Plug Wire	1.9L	2.0T, Base, LSE	SPECIAL ORDER ONLY	SPW4958HU-D
V70	HVAC Blower Control Module	2.3L, 2.4L, 2.5L	2.4, 2.5T, 2.5T AWD, R, T5	SPECIAL ORDER ONLY	HVC2521HU-D
V70	Ignition Coil	2.3L, 2.4L, 2.5L	2.4, 2.5T, 2.5T AWD, R, T5		IGC0142
V70	Mass Air Flow Sensor	2.4L	2.4	From Chassis # 31814, B5244S	MAF5067
XC70	HVAC Blower Control Module	2.5L	Base	SPECIAL ORDER ONLY	HVC2521HU-D
XC70	Ignition Coil	2.5L	Base		IGC0142
XC90	HVAC Blower Control Module	2.5L, 2.9L	2.5T, T6	SPECIAL ORDER ONLY	HVC2521HU-D
XC90	Ignition Coil	2.5L, 2.9L	2.5T, T6		IGC0142
<b>2005 Volvo</b>					
S40	Ignition Coil	2.4L, 2.5L	T5, i		IGC0166
S40	Mass Air Flow Sensor	2.4L	i		MAF5067
S40	Mass Air Flow Sensor	2.5L	T5	B5254T3	MAF8943
S60	HVAC Blower Control Module	2.4L, 2.5L	2.4, 2.5T, 2.5T AWD, R, T5	SPECIAL ORDER ONLY	HVC2521HU-D
S60	Ignition Coil	2.4L, 2.5L	2.4, 2.5T, 2.5T AWD, R, T5		IGC0166



Vehicle	Part Type	Engine Size	Trim	Note(s)	Part Number
<b>2005 Volvo (cont'd)</b>					
S60	Mass Air Flow Sensor	2.4L	2.4	B5244S6	MAF5067
S80	HVAC Blower Control Module	2.5L, 2.9L	2.5T, 2.5T AWD, T6, T6 Premier	SPECIAL ORDER ONLY	HVC2521HU-D
S80	Ignition Coil	2.9L	T6, T6 Premier		IGC0142
S80	Ignition Coil	2.5L	2.5T, 2.5T AWD		IGC0166
V50	Ignition Coil	2.4L, 2.5L	T5, i		IGC0166
V50	Mass Air Flow Sensor	2.4L	i		MAF5067
V50	Mass Air Flow Sensor	2.5L	T5	B5254T3	MAF8943
V70	HVAC Blower Control Module	2.4L, 2.5L	2.4, 2.5T, R, T5	SPECIAL ORDER ONLY	HVC2521HU-D
V70	Ignition Coil	2.5L	2.5T	B5254T2	IGC0142
V70	Ignition Coil	2.4L	2.4	Naturally Aspirated	IGC0142
V70	Ignition Coil	2.5L	R	B5254T4	IGC0166
V70	Ignition Coil	2.4L	T5	Turbocharged	IGC0166
V70	Mass Air Flow Sensor	2.4L	2.4	From Chassis # 31814, B5244S	MAF5067
V70	Mass Air Flow Sensor	2.4L	2.4	From Chassis # 31814, B5244S6	MAF5067
XC70	HVAC Blower Control Module	2.5L	Base	SPECIAL ORDER ONLY	HVC2521HU-D
XC70	Ignition Coil	2.5L	Base		IGC0142
XC90	HVAC Blower Control Module	2.5L, 2.9L, 4.4L	2.5T, T6, V8	SPECIAL ORDER ONLY	HVC2521HU-D
XC90	Ignition Coil	2.5L, 2.9L	2.5T, T6		IGC0142
XC90	Mass Air Flow Sensor	4.4L	V8		MAF5067
<b>2006 Volvo</b>					
C70	Ignition Coil	2.5L	T5		IGC0166
C70	Mass Air Flow Sensor	2.5L	T5		MAF8943
S40	Ignition Coil	2.4L, 2.5L	2.4i, T5		IGC0166
S40	Mass Air Flow Sensor	2.4L	2.4i		MAF5067
S40	Mass Air Flow Sensor	2.5L	T5	B5254T3	MAF8943
S60	HVAC Blower Control Module	2.4L, 2.5L	2.5T, R, T5	SPECIAL ORDER ONLY	HVC2521HU-D
S60	Ignition Coil	2.4L, 2.5L	2.5T, R, T5		IGC0166
S80	HVAC Blower Control Module	2.5L	2.5T, 2.5T AWD	SPECIAL ORDER ONLY	HVC2521HU-D
S80	Ignition Coil	2.5L	2.5T, 2.5T AWD		IGC0166
V50	Ignition Coil	2.4L, 2.5L	2.4i, T5		IGC0166

Vehicle	Part Type	Engine Size	Trim	Note(s)	Part Number
<b>2006 Volvo (cont'd)</b>					
V50	Mass Air Flow Sensor	2.4L	2.4i		MAF5067
V50	Mass Air Flow Sensor	2.5L	T5	B5254T3	MAF8943
V70	HVAC Blower Control Module	2.4L, 2.5L	2.4, 2.5T, R	SPECIAL ORDER ONLY	HVC2521HU-D
V70	Ignition Coil	2.4L	2.4		IGC0142
V70	Ignition Coil	2.5L	2.5T	B5254T2	IGC0142
V70	Ignition Coil	2.5L	R	B5254T4	IGC0166
V70	Mass Air Flow Sensor	2.4L	2.4	From Chassis # 31814, B5244S	MAF5067
V70	Mass Air Flow Sensor	2.4L	2.4	From Chassis # 31814, B5244S6	MAF5067
XC70	HVAC Blower Control Module	2.5L	Base, Ocean Race	SPECIAL ORDER ONLY	HVC2521HU-D
XC70	Ignition Coil	2.5L	Base, Ocean Race		IGC0142
XC90	HVAC Blower Control Module	2.5L, 4.4L	2.5T, V8, V8 Ocean Race, V8 Premier	SPECIAL ORDER ONLY	HVC2521HU-D
XC90	Ignition Coil	2.5L	2.5T		IGC0142
XC90	Mass Air Flow Sensor	4.4L	V8, V8 Ocean Race, V8 Premier		MAF5067
<b>2007 Volvo</b>					
C30	Ignition Coil	2.4L, 2.5L	2.4i, T5		IGC0166
C30	Mass Air Flow Sensor	2.4L	2.4i		MAF5067
C70	Ignition Coil	2.5L	T5		IGC0166
C70	Mass Air Flow Sensor	2.5L	T5		MAF8943
S40	Ignition Coil	2.4L, 2.5L	2.4i, T5		IGC0166
S40	Mass Air Flow Sensor	2.4L	2.4i		MAF5067
S40	Mass Air Flow Sensor	2.5L	T5, T5 Addition, T5 Inspiration, T5 Kinetic	B5254T3	MAF8943
S60	HVAC Blower Control Module	2.4L, 2.5L	2.5T, R, T5	SPECIAL ORDER ONLY	HVC2521HU-D
S60	Ignition Coil	2.4L, 2.5L	2.5T, R, T5		IGC0166
S80	Ignition Coil	3.2L	3.2		IGC3892
S80	Mass Air Flow Sensor	3.2L, 4.4L	3.2, V8		MAF5067
V50	Ignition Coil	2.4L, 2.5L	2.4i, T5		IGC0166
V50	Mass Air Flow Sensor	2.4L	2.4i		MAF5067
V50	Mass Air Flow Sensor	2.5L	T5	B5254T3	MAF8943
V70	HVAC Blower Control Module	2.4L, 2.5L	2.4, 2.5T, R	SPECIAL ORDER ONLY	HVC2521HU-D
V70	Ignition Coil	2.4L	2.4		IGC0142

Vehicle	Part Type	Engine Size	Trim	Note(s)	Part Number
<b>2007 Volvo (cont'd)</b>					
V70	Ignition Coil	2.5L	2.5T	B5254T2	IGC0142
V70	Ignition Coil	2.5L	R	B5254T4	IGC0166
V70	Mass Air Flow Sensor	2.4L	2.4	From Chassis # 31814, B5244S	MAF5067
XC70	HVAC Blower Control Module	2.5L	Base	SPECIAL ORDER ONLY	HVC2521HU-D
XC70	Ignition Coil	2.5L	Base		IGC0142
XC90	HVAC Blower Control Module	3.2L, 4.4L	3.2, V8, V8 Sport	SPECIAL ORDER ONLY	HVC2521HU-D
XC90	Ignition Coil	3.2L	3.2		IGC3892
XC90	Mass Air Flow Sensor	3.2L, 4.4L	3.2, V8, V8 Sport		MAF5067
<b>2008 Volvo</b>					
C30	Ignition Coil	2.4L, 2.5L	2.4i, T5, T5 R-Design		IGC0166
C30	Mass Air Flow Sensor	2.4L	2.4i		MAF5067
C30	Mass Air Flow Sensor	2.5L	T5, T5 Inspiration, T5 Kinetic, T5 R-Design	B5254T7	MAF8943
C70	Ignition Coil	2.5L	T5		IGC0166
C70	Mass Air Flow Sensor	2.5L	T5		MAF8943
S40	Ignition Coil	2.4L, 2.5L	2.4i, T5		IGC0166
S40	Mass Air Flow Sensor	2.4L	2.4i		MAF5067
S40	Mass Air Flow Sensor	2.5L	T5	B5254T7	MAF8943
S60	HVAC Blower Control Module	2.4L, 2.5L	2.5T, T5	SPECIAL ORDER ONLY	HVC2521HU-D
S60	Ignition Coil	2.4L, 2.5L	2.5T, T5		IGC0166
S80	Ignition Coil	3.0L, 3.2L	3.2, T6		IGC3892
S80	Mass Air Flow Sensor	3.2L, 4.4L	3.2, V8		MAF5067
V50	Ignition Coil	2.4L, 2.5L	2.4i, T5		IGC0166
V50	Mass Air Flow Sensor	2.4L	2.4i		MAF5067
V50	Mass Air Flow Sensor	2.5L	T5	B5254T7	MAF8943
V70	Ignition Coil	3.2L	3.2		IGC3892
V70	Mass Air Flow Sensor	3.2L	3.2		MAF5067
XC70	Ignition Coil	3.2L	3.2		IGC3892
XC70	Mass Air Flow Sensor	3.2L	3.2		MAF5067
XC90	HVAC Blower Control Module	3.2L, 4.4L	3.2, 3.2 Sport, V8, V8 Sport	SPECIAL ORDER ONLY	HVC2521HU-D
XC90	Ignition Coil	3.2L	3.2, 3.2 Sport		IGC3892

Vehicle	Part Type	Engine Size	Trim	Note(s)	Part Number
<b>2008 Volvo (cont'd)</b>					
XC90	Mass Air Flow Sensor	3.2L, 4.4L	3.2, 3.2 Sport, V8, V8 Sport		MAF5067
<b>2009 Volvo</b>					
C30	Ignition Coil	2.4L, 2.5L	2.4i, T5, T5 R-Design		IGC0166
C30	Mass Air Flow Sensor	2.4L	2.4i		MAF5067
C30	Mass Air Flow Sensor	2.5L	T5, T5 Inspiration, T5 Kinetic, T5 R-Design	B5254T7	MAF8943
C70	Ignition Coil	2.5L	T5		IGC0166
C70	Mass Air Flow Sensor	2.5L	T5		MAF8943
S40	Ignition Coil	2.4L, 2.5L	2.4i, T5		IGC0166
S40	Mass Air Flow Sensor	2.4L	2.4i		MAF5067
S40	Mass Air Flow Sensor	2.5L	T5	B5254T7	MAF8943
S60	HVAC Blower Control Module	2.4L, 2.5L	2.5T, T5	SPECIAL ORDER ONLY	HVC2521HU-D
S60	Ignition Coil	2.4L, 2.5L	2.5T, T5		IGC0166
S80	Ignition Coil	3.0L, 3.2L	3.2, T6		IGC3892
S80	Mass Air Flow Sensor	3.2L, 4.4L	3.2, V8		MAF5067
V50	Ignition Coil	2.4L, 2.5L	2.4i, T5		IGC0166
V50	Mass Air Flow Sensor	2.4L	2.4i		MAF5067
V50	Mass Air Flow Sensor	2.5L	T5	B5254T7	MAF8943
V70	Ignition Coil	3.2L	3.2		IGC3892
V70	Mass Air Flow Sensor	3.2L	3.2		MAF5067
XC70	Ignition Coil	3.0L, 3.2L	3.2, T6		IGC3892
XC70	Mass Air Flow Sensor	3.2L	3.2		MAF5067
XC90	HVAC Blower Control Module	3.2L, 4.4L	3.2, V8, V8 R-Design	SPECIAL ORDER ONLY	HVC2521HU-D
XC90	Ignition Coil	3.2L	3.2		IGC3892
XC90	Mass Air Flow Sensor	3.2L, 4.4L	3.2, V8, V8 R-Design		MAF5067
<b>2010 Volvo</b>					
C30	Ignition Coil	2.4L, 2.5L	2.4i, T5, T5 R-Design		IGC0166
C30	Mass Air Flow Sensor	2.4L	2.4i		MAF5067
C30	Mass Air Flow Sensor	2.5L	Inspiration, Kinetic, T5, T5 R-Design	B5254T7	MAF8943
C70	Ignition Coil	2.5L	T5		IGC0166

Vehicle	Part Type	Engine Size	Trim	Note(s)	Part Number
<b>2010 Volvo (cont'd)</b>					
C70	Mass Air Flow Sensor	2.5L	Base, T5		MAF8943
S40	Ignition Coil	2.4L, 2.5L	2.4i, T5, T5 R-Design		IGC0166
S40	Mass Air Flow Sensor	2.4L	2.4i		MAF5067
S40	Mass Air Flow Sensor	2.5L	T5, T5 R-Design	B5254T7	MAF8943
S80	Ignition Coil	3.0L, 3.2L	3.2, T6		IGC3892
S80	Mass Air Flow Sensor	3.2L, 4.4L	3.2, Base, V8		MAF5067
V50	Ignition Coil	2.4L, 2.5L	2.4i, T5, T5 R-Design		IGC0166
V50	Mass Air Flow Sensor	2.4L	2.4i		MAF5067
V50	Mass Air Flow Sensor	2.5L	T5, T5 R-Design	B5254T7	MAF8943
V70	Ignition Coil	3.2L	3.2		IGC3892
V70	Mass Air Flow Sensor	3.2L	3.2		MAF5067
XC60	Ignition Coil	3.0L, 3.2L	3.2, T6, T6 R-Design		IGC3892
XC60	Mass Air Flow Sensor	3.2L	3.2		MAF5067
XC70	Ignition Coil	3.0L, 3.2L	3.2, T6		IGC3892
XC70	Mass Air Flow Sensor	3.2L	3.2		MAF5067
XC90	HVAC Blower Control Module	3.2L, 4.4L	3.2, R-Design, V8	SPECIAL ORDER ONLY	HVC2521HU-D
XC90	Ignition Coil	3.2L	3.2		IGC3892
XC90	Mass Air Flow Sensor	3.2L, 4.4L	3.2, R-Design, V8		MAF5067
<b>2011 Volvo</b>					
C30	Ignition Coil	2.5L	T5, T5 R-Design		IGC0166
C30	Mass Air Flow Sensor	2.4L, 2.5L	Addition, Base, Inspiration, Kinetic, T5, T5 R-Design		MAF8943
C70	Ignition Coil	2.5L	T5		IGC0166
C70	Mass Air Flow Sensor	2.5L	Base, T5		MAF8943
S40	Ignition Coil	2.5L	T5, T5 R-Design		IGC0166
S40	Mass Air Flow Sensor	2.0L, 2.5L	Addition, Base, T5, T5 R-Design		MAF8943
S60	Ignition Coil	3.0L	T6		IGC3892
S80	Ignition Coil	3.0L, 3.2L	3.2, T6		IGC3892
S80	Mass Air Flow Sensor	3.2L	3.2		MAF5067
V50	Ignition Coil	2.5L	T5, T5 R-Design		IGC0166
V50	Mass Air Flow Sensor	2.5L	T5, T5 R-Design		MAF8943

Vehicle	Part Type	Engine Size	Trim	Note(s)	Part Number
<b>2011 Volvo (cont'd)</b>					
XC60	Ignition Coil	3.0L, 3.2L	3.2, 3.2 R-Design, T6, T6 Addition, T6 R-Design		IGC3892
XC60	Mass Air Flow Sensor	3.2L	3.2, 3.2 R-Design		MAF5067
XC70	Ignition Coil	3.0L, 3.2L	3.2, T6		IGC3892
XC70	Mass Air Flow Sensor	3.2L	3.2		MAF5067
XC90	HVAC Blower Control Module	3.2L, 4.4L	3.2, V8	SPECIAL ORDER ONLY	HVC2521HU-D
XC90	Ignition Coil	3.2L	3.2		IGC3892
XC90	Mass Air Flow Sensor	3.2L, 4.4L	3.2, V8		MAF5067
<b>2012 Volvo</b>					
C30	Ignition Coil	2.5L	T5, T5 R-Design		IGC0166
C30	Mass Air Flow Sensor	1.6L, 2.5L	Addition, Kinetic, T5, T5 R-Design		MAF8943
C70	Ignition Coil	2.5L	T5		IGC0166
C70	Mass Air Flow Sensor	2.5L	Base, T5		MAF8943
S60	Ignition Coil	2.5L	T5		IGC0166
S60	Ignition Coil	3.0L	T6, T6 R-Design		IGC3892
S80	Ignition Coil	3.0L, 3.2L	3.2, T6		IGC3892
S80	Mass Air Flow Sensor	3.2L	3.2		MAF5067
XC60	Ignition Coil	3.0L, 3.2L	3.2, T6, T6 R-Design		IGC3892
XC60	Mass Air Flow Sensor	3.2L	3.2		MAF5067
XC70	Ignition Coil	3.0L, 3.2L	3.2, T6		IGC3892
XC70	Mass Air Flow Sensor	3.2L	3.2		MAF5067
XC90	HVAC Blower Control Module	3.2L	3.2, 3.2 R-Design	SPECIAL ORDER ONLY	HVC2521HU-D
XC90	Ignition Coil	3.2L	3.2, 3.2 R-Design		IGC3892
XC90	Mass Air Flow Sensor	3.2L	3.2, 3.2 R-Design		MAF5067
<b>2013 Volvo</b>					
C30	Ignition Coil	2.5L	T5, T5 R-Design		IGC0166
C30	Mass Air Flow Sensor	2.5L	Evolution, R-Design, T5, T5 R-Design		MAF8943
C70	Ignition Coil	2.5L	T5		IGC0166
C70	Mass Air Flow Sensor	2.5L	Base, T5		MAF8943
S60	Ignition Coil	2.5L	T5		IGC0166
S60	Ignition Coil	3.0L	T6, T6 R-Design		IGC3892
S80	Ignition Coil	3.0L, 3.2L	3.2, T6		IGC3892

Vehicle	Part Type	Engine Size	Trim	Note(s)	Part Number
<b>2013 Volvo (cont'd)</b>					
S80	Mass Air Flow Sensor	3.2L	3.2		MAF5067
XC60	Ignition Coil	3.0L, 3.2L	3.2, T6, T6 R-Design		IGC3892
XC60	Mass Air Flow Sensor	3.2L	3.2		MAF5067
XC70	Ignition Coil	3.0L, 3.2L	3.2, T6		IGC3892
XC70	Mass Air Flow Sensor	3.2L	3.2		MAF5067
XC90	HVAC Blower Control Module	3.2L	3.2, 3.2 R-Design	SPECIAL ORDER ONLY	HVC2521HU-D
XC90	Ignition Coil	3.2L	3.2, 3.2 R-Design		IGC3892
XC90	Mass Air Flow Sensor	3.2L	3.2, 3.2 R-Design		MAF5067
<b>2014 Volvo</b>					
S60	Ignition Coil	2.5L	T5		IGC0166
S60	Ignition Coil	3.0L	T6, T6 R-Design		IGC3892
S80	Ignition Coil	3.0L, 3.2L	3.2, T6		IGC3892
S80	Mass Air Flow Sensor	3.2L	3.2		MAF5067
XC60	Ignition Coil	3.0L, 3.2L	3.2, T6, T6 R-Design		IGC3892
XC60	Mass Air Flow Sensor	3.2L	3.2		MAF5067
XC70	Ignition Coil	3.0L, 3.2L	3.2, T6		IGC3892
XC70	Mass Air Flow Sensor	3.2L	3.2		MAF5067
XC90	HVAC Blower Control Module	3.2L	3.2, 3.2 R-Design	SPECIAL ORDER ONLY	HVC2521HU-D
XC90	Ignition Coil	3.2L	3.2, 3.2 R-Design		IGC3892
XC90	Mass Air Flow Sensor	3.2L	3.2, 3.2 R-Design		MAF5067
<b>2015 Volvo</b>					
S60	Ignition Coil	2.5L	T5, T5 Platinum, T5 Premier, T5 Premier Plus		IGC0166
S60	Ignition Coil	3.0L	T6 Polestar, T6 R-Design, T6 R-Design Platinum		IGC3892
S60	Manifold Absolute Pressure Sensor	2.0L	T6, T6 Platinum, T6 Premier Plus	Turbo/Supercharged	PRS8204HU-D
S60	Manifold Absolute Pressure Sensor	2.0L	T5, T5 Platinum, T5 Premier, T5 Premier Plus	Turbocharged	PRS8204HU-D
S80	Ignition Coil	3.0L	T6		IGC3892
S80	Manifold Absolute Pressure Sensor	2.0L	T5		PRS8204HU-D
V60	Ignition Coil	2.5L	T5, T5 Platinum, T5 Premier, T5 Premier Plus		IGC0166
V60	Ignition Coil	3.0L	T6, T6 Polestar, T6 R-Design, T6 R-Design Platinum		IGC3892

Vehicle	Part Type	Engine Size	Trim	Note(s)	Part Number
<b>2015 Volvo (cont'd)</b>					
V60	Manifold Absolute Pressure Sensor	2.0L	T5, T5 Platinum, T5 Premier, T5 Premier Plus		PRS8204HU-D
XC60	Ignition Coil	3.0L, 3.2L	3.2, T6, T6 Ocean Race, T6 R-Design		IGC3892
XC60	Mass Air Flow Sensor	3.2L	3.2		MAF5067
XC60	Manifold Absolute Pressure Sensor	2.0L	T6, T6 Ocean Race	Turbo/Supercharged	PRS8204HU-D
XC60	Manifold Absolute Pressure Sensor	2.0L	T5	Turbocharged	PRS8204HU-D
XC70	Ignition Coil	3.0L, 3.2L	3.2, T6		IGC3892
XC70	Mass Air Flow Sensor	3.2L	3.2		MAF5067
XC70	Manifold Absolute Pressure Sensor	2.0L	T5		PRS8204HU-D
<b>2016 Volvo</b>					
S60	Ignition Coil	2.5L	T5, T5 Inscription Platinum, T5 Inscription Premier, T5 Premier		IGC0166
S60 Cross Country	Ignition Coil	2.5L	T5 Platinum		IGC0166
V60	Ignition Coil	2.5L	T5 Platinum, T5 Premier		IGC0166
V60 Cross Country	Ignition Coil	2.5L	T5, T5 Platinum		IGC0166
XC60	Ignition Coil	2.5L	T5, T5 Platinum, T5 Premier, T5 Special Edition		IGC0166
XC70	Ignition Coil	2.5L	T5, T5 Platinum, T5 Premier		IGC0166



Hitachi Part #	OE Part #	Make
<b>ABS Wheel Speed Sensor</b>		
ABS1400	1H0927807, 1J0927803	Audi, Volkswagen
ABS1401	1H0927808, 1J0927804	Audi, Volkswagen
ABS1403	1J0927807B	Audi, Volkswagen
ABS1413	7H0927803, 7H0927803, WHT003857	Audi, Volkswagen
ABS1414	7H0927804, 7H0927804, WHT003856	Audi, Volkswagen
ABS1415-HU	1K0927807, WHT003859	Audi, Volkswagen
ABS1416-HU	1K0927808, WHT003858	Audi, Volkswagen
ABS1417	8D0927803D	Audi, Volkswagen
ABS1439-HU	4E0927804A, 4E0927804D, 4E0927804F, 4E0927804F	Audi, Porsche, Volkswagen
ABS1443-HU	4E0927803, 4E0927803A, 4E0927803D, 4E0927803F, 4E0927803F	Audi, Porsche, Volkswagen
ABS1444-HU	7P0927807A, 95860640500, 95860640501, 95860640502, WHT003858A, WHT005651, WHT005651A	Audi, Porsche, Volkswagen
ABS1595-HU	8954312070	Toyota
ABS1637-HU	1235053, 1235326, 1247041, 1247195, 1247310, 1247579, 1247749, 12779967, 12841616, 12847978, 12848538, 22821303, 22831244, 22926637, 23483145, 6238228	Buick, Chevrolet, Saab

Hitachi Part #	OE Part #	Make
<b>Air Charge Temperature Sensor</b>		
TMS0003	22630-1S700	INFINITI, Nissan

Hitachi Part #	OE Part #	Make
<b>Air Suspension Compressor</b>		
CMP0001	LR023964	Land Rover
CMP0002	LR041777	Land Rover

Hitachi Part #	OE Part #	Make
<b>Alternator</b>		
ALR0001	23100-0Z400, 23100-0Z400R	Nissan
ALR0002	23100-0L700, 23100-0L700R, 23100-0L701, 23100-0L701R, 23100-2Y000, 23100-31U00, 23100-31U01, 2310M-0L701R, 2310M-0L706R	INFINITI, Nissan
ALR0003	23100-0W400, 23100-0W401, 23100-0W402, 23100-0W403, 23100-0W403R, 23100-0W404	INFINITI, Nissan
ALR0004	23100-5M000, 23100-5M000R	Nissan
ALR0007	23100-8J000, 23100-8J000R	Nissan
ALR0008	23100-1Z600, 23100-1Z600R	Nissan
ALR0009	23100-60U00, 23100-60U01, 23100-60U02, 23100-60U02R, 23100-61U00	INFINITI
ALR0010	23100-3H000, 23100-6P000, 23100-6P000R, 23100-6P005	INFINITI
ALR0011	23100-0L700, 23100-0L701, 23100-0L701R, 23100-2Y000, 23100-31U01, 2310M-0L701R, 2310M-0L706R	INFINITI, Nissan
ALR0012	23100-3W400, 23100-3W400R	INFINITI, Nissan
ALR0013	23100-AR000, 23100-AR000R, 23100-AR00A	INFINITI
ALR0014	23100-5Y700, 23100-5Y700R	INFINITI, Nissan
ALR0015	23100-8J100, 23100-8J100R	Nissan
ALR0016	2310M-CN10A, 2310M-CN10AR	Nissan
ALR0017	23100-EA00B, 23100-EA00BR	Nissan
ALR0018	23100-EA20B, 23100-EA20BR	Nissan
ALR0019	23100-ZB000, 23100-ZB000R, 23100-ZB00A-RE, 23100-ZB00B-RE, 23100-ZB00C-RE	Nissan
ALR0020	23100-31U02, 23100-31U02R, 23100-40U00	INFINITI, Nissan
ALR0021	23100-8S10A, 23100-8S10AR	INFINITI, Nissan
ALR0022	23100-EA200, 23100-EA200R	Nissan
ALR0025	23100-0E705, 23100-0E705R, 23100-0E706, 23100-50Y09	Nissan
ALR0027	23100-0S200, 23100-0S200R	Nissan
ALR0028	23100-0M003, 23100-0M003R	Nissan
ALR0029	2902767200	Isuzu
ALR0030	BP4W-18-300R-0C	Mazda
ALR0031	23100-3S500, 23100-3S500R, 23100-9Z000	Nissan
ALR0035	23100-0P501, 23100-0P502, 23100-0P502R, 23100-0P505, 23100-0P506, 23100-0P507	Nissan
ALR0036	23100-1E400, 23100-1E400R	Nissan
ALR0037	23100-4B400, 23100-4B400R	Nissan
ALR0038	23100-3M200, 23100-3M200R	Nissan
ALR0039	23100-4S100, 23100-4S100R	Nissan
ALR0040	BP6D-18-300R-0A	Mazda
ALR0042	23100-34E00, 23100-34E01, 23100-85E00, 23100-85E00R, 23100-96E00, 23100-96E01	Nissan
ALR0044	23100-0W000, 23100-0W000R	Nissan
ALR0045	2902768300	Isuzu
ALR0048	23700AA31A	Subaru
ALR0049	23100-2Y900, 23100-2Y900R, 2310M-2Y900RW	INFINITI, Nissan

Hitachi Part #	OE Part #	Make
<b>Alternator (cont'd)</b>		
ALR0055	23100-AU40D	Nissan
LR1190-901C-D	07C 903 021H	Audi
LR1190-902C-D	079 903 015, 079903015X	Audi
LR1190-904C-D	059 903 015P	Volkswagen
LR1190-905C-D	077 903 015Q	Audi
LR1190-907C-D	077 903 023B, 07C 903 021N	Volkswagen
LR1190-909B-D	079 903 018X, 079 903 021E	Audi
LR1190-913-D	07Z 903 021E	Volkswagen
LR1190-919-D	021 903 016A, 955 603 116 00	Audi, Porsche, Volkswagen
LR1190-925C-D	948 603 025 00, 948 603 025 03	Porsche
LR1190-926-D	079 903 015E, 079 903 015EX	Audi
LR1190-932B-D	079 903 015G, 079903015GX	Audi
LR1190-934B-D	079 903 021R	Audi
LR1190-936G-D	948 603 027 01, 948 603 027 03, 948 603 027 04, 948 603 027 05	Porsche
LR1190-944B-D	07C 903 015B, 07C903015A	Audi
LR1190-947C-D	079 903 015R, 079 903 015RX	Audi
LR1190-950E-D	079 903 015P	Audi
LR1190-956B-D	059 903 018L, 059 903 019H	Audi

Hitachi Part #	OE Part #	Make
<b>Automatic Transmission Speed Sensor</b>		
CAS0004	31935-1XJ0A, 31935-1XJ0B, 31935-1XJ0C, 31935-1XJ0D, 31935-90X01, 31935-90X02, 31935-97X00	INFINITI, Nissan
CAS0005	31935-3AX02, 31935-3AX0B	Nissan

Hitachi Part #	OE Part #	Make
<b>Diesel Glow Plug Relay</b>		
GLP2104	038907281A	Volkswagen
GLP2105	038907281C	Volkswagen
GLP2106	038907281D	Volkswagen

Hitachi Part #	OE Part #	Make
<b>Direct Injection High Pressure Fuel Pump</b>		
HPP0003	06E 127 025G, 06E 127 025G, 06E127025AB	Audi
HPP0004	06F 127 025 J, 06F 127 025 K, 06F 127 025 K, 06F 127 025 L, 06F 127 025 M	Audi, Seat, Volkswagen
HPP0005	079 127 025J, 079 127 025J	Audi, Volkswagen
HPP0006	079 127 026 AC, 079 127 026 F, 079 127 026 J	Audi, Volkswagen
HPP0008	06F 127 025D	Volkswagen
HPP0009	07L 127 026E	Audi
HPP0010	06J 127 025 D, 06J 127 025 E, 06J 127 025 F, 06J 127 025 G, 06J 127 025 J, 06J 127 025 K	Audi
HPP0011	06E 127 025 M, 06E 127 025 T, 06E127025N, 06E127025Q, 06E127025S	Audi
HPP0012	03H 127 025	Audi, Volkswagen
HPP0013	03H 127 025 C, 955 110 316 00	Audi, Porsche, Volkswagen
HPP0014	03H 127 025 E	Audi, Volkswagen
HPP0015	03H 127 025 N, 03H127025G	Volkswagen
HPP0016	07L 127 025 E	Audi
HPP0017	079 127 025 AD, 079 127 025 N, 079 127 025 Q, 079 127 026 R	Audi, Volkswagen
HPP0018	06L 127 025 K, 06L 127 025 M, 06L 127 025 M, 06L 127 025 N	Audi, Volkswagen
HPP0019	04E 127 026 H, 04E 127 026 H	Audi, Volkswagen
HPP0021	079 127 025 AF, 079 127 025C	Audi, Volkswagen
HPP0022	079 127 026 C, 079 127 026 C	Audi, Volkswagen
HPP0023	079 127 025AE, 079 127 025AH, 079 127 025AJ, 079 127 025AK, 079 127 025T	Audi
HPP0024	06E 127 026D, 06E 127 026E, 06E 127 026F, 06E 127 026G	Audi
HPP0025	06L 127 027, 06L 127 027A, 06L 127 027B	Audi, Volkswagen
HPP0026	16630-1LA0A	INFINITI, Nissan
HPP0027	L3K91335ZC	Mazda
HPP0028	16625-AA040	Subaru
HPP0029	07L127026AD	Audi
HPP0030	07L127025H	Audi
HPP0031	06M127026Q	Audi
HPP0032	06M127026P, 9A712702611	Audi, Porsche



Hitachi Part #	OE Part #	Make
<b>Electric Fuel Pump</b>		
FUP0001	17040-CG000, 17040-CG00B	INFINITI
FUP0002	17040-CG200, 17040-CG20B	INFINITI
FUP0003	42021-SA010	Subaru
FUP0004	42021-SA020	Subaru
FUP0005	17040-EH110, 17040-EH11A, 17040-EH50A, 17040-EH51A	INFINITI
FUP0006	17040-AC800, 17040-AC80A, 17040-EV10A	INFINITI, Nissan
FUP0007	42021-FE120	Subaru
FUP0008	17040-JK600, 17040-JK60A	INFINITI
FUP0009	17040-CD000, 17040-CD010, 17040-CD01A	INFINITI, Nissan
FUP0010	17042-5M800	Nissan
FUP0011	17042-1W700, A7042-1W700	INFINITI, Nissan
FUP0012	17042-1W210, A7042-1W210	INFINITI, Nissan
FUP0013	17042-2Y900	INFINITI, Nissan
FUP0014	17042-0M000, 17042-0M013, 17042-0M020, 17042-0M021, 17042-0M023, 17042-0M024, 17042-0M060, 17042-0M066, 17042-0M070, 17042-0M077, 17042-0M07A, A7042-0M021, A7042-0M024	Nissan
FUP0015	17042-31U00, 17042-31U05, 17042-31U08, A7042-31U08	INFINITI, Nissan
FUP0016	17042-0W000, 17042-0W005, 17042-VE400, A7042-VE400	INFINITI, Nissan
FUP0018	17041-5M015, 17042-5M010, 17042-5M011	Nissan
FUP0019	17042-4W000, 17042-4W00A	INFINITI, Nissan
FUP0021	170425Y700	INFINITI, Nissan
FUP0022	42021AJ230	Subaru
FUP0023	42021AJ240	Subaru
FUP0033	17042-AG901	INFINITI
FUP0034	17040-JL60A	INFINITI
FUP0035	42021-SC021	Subaru
FUP0036	42021-AJ170	Subaru
FUP0037	42021-SC030	Subaru
FUP0038	42021-FJ000	Subaru

Hitachi Part #	OE Part #	Make
<b>Engine Camshaft Position Sensor</b>		
CPS0003	23731-6N200, 23731-6N202, 23731-6N205, 23731-6N206, 23731-6N20A, 23731-6N20B, 23731-6N20C, 23731-6N20D, 23731-6N21A, 23731-8J005, 23731-8J006, B3731-6N20C	Nissan
CPS0005	23731-AL615, 23731-AL616, 23731-AL61A	INFINITI, Nissan
CPS0007	23731-4M500, 23731-4M505, 23731-4M506, 23731-4M50B, 23731-5M005	INFINITI, Nissan
CPS0008	23731-6J900, 23731-6J902, 23731-6J905, 23731-6J906, 23731-6J90A, 23731-6J90B, 23731-6J966	INFINITI, Nissan
CPS0011	23731-4M50D	Nissan
CPS0012	23731-6J90D	Nissan
CPS0013	23731-AL61D	Nissan
CPS0015	23731-2Y52A, 23731-2Y52A, 23731-2Y52E, 23731-2Y52E	INFINITI
CPS0016	23731-AL62A, 23731-AL62A, 23731-AL62E, 23731-AL62E	INFINITI
CPS7384HU-D	06A907601	Volkswagen
CPS7385HU-D	030907601C, 030907601D, 030907601E, 090307601E	Audi, Volkswagen
CPS7386-HU	06H905163A, 07L905163, 07L905163A, 07L905163B, 07L905163C	Audi, Volkswagen
CPS7389-HU	07K907601, 07K907601A	Audi, Volkswagen
CPS7391HU-D	1037465, 1E0318194, 1E0318194A, 1L2E6B288AA, 4091961, 4731642, 5L2Z6B288AA, 7009579, 95BF12K073AA, 95BF12K073AB, F57Z12K073AB	Ford, Mercury
CPS7392HU-D	6602999, 6859706, 7033372, 928F12K073A1C, 928F12K073A1D, 928F12K073A1E, YF0918230	Mazda
CPS8071HU-D	37510PNA003, 37510PNB003	Acura, Honda
CPS8085HU-D	038957147A, 038957147G, 045957147A, 045957147B, 1100748, 1253755, 3M216B288AA, XM216B288AA	Volkswagen
CPS8122HU-D	3322079JU0000, 6235667, 93179513	Saab
CPS8125HU-D	1222677, 237311F710, 2S7G12K073AA, 37501PLZD00, 37841RBDE01, 6235604, 9008019026, 9091905055, 97306560, 99660610603	Porsche
CPS8126-HU	0B8927321, 5101122AA	Chrysler, Mercedes-Benz
CPS8138HU-D	J5T23071A	Hyundai, Kia
CPS8158HU-D	06A905161B	Volkswagen
CPS8182HU-D	1F1E6B288AA, 1F1E6B288AB, 3724887, 4094767, 4469196, 7103313, F43E6B288AA, GY0118230, GY0718230A, XS2E6B288AA	Mazda

Hitachi Part #	OE Part #	Make
<b>Engine Coolant Temperature Sensor</b>		
TMS0002	22630-0S300, 22630-0S310, 22630-0S320	Nissan
TMS0004	89420-58660, 89420-58660	Honda, Isuzu

Hitachi Part #	OE Part #	Make
<b>Engine Cooling Fan Clutch</b>		
FNC0002	21082-88G00	Nissan

Hitachi Part #	OE Part #	Make
<b>Engine Crankshaft Position Sensor</b>		
CAS0001	23731-0J200	INFINITI, Nissan
CAS0002	23731-0J300	INFINITI, Nissan
CAS0003	23731-1M500	INFINITI, Nissan
CAS0006	23731-1B000, 23731-4E810	Nissan
CAS0011	23731-1M210	Nissan
CPS0003	23731-6N200, 23731-6N202, 23731-6N205, 23731-6N206, 23731-6N20A, 23731-6N20B, 23731-6N20C, 23731-6N20D, 23731-6N21A, 23731-8J005, 23731-8J006, B3731-6N20C	Nissan
CPS0004	23731-AL60C, 23731-AL60D	INFINITI, Nissan
CPS0005	23731-AL615, 23731-AL616, 23731-AL61A	INFINITI, Nissan
CPS0006	23731-8J105, 23731-8J106, 23731-AL600, 23731-AL605, 23731-AL606, 23731-AL60A, 23731-AL60C, 23731-WL01A	INFINITI, Nissan
CPS0007	23731-4M500, 23731-4M505, 23731-4M506, 23731-4M50B, 23731-5M005	INFINITI
CPS0009	237311KC0A	Nissan
CPS0014	23731-EA20D	Nissan
CPS0017	23731-EA20C, 23731-EA20C	Nissan
CPS7387	036906433A, 036906433E	Volkswagen
CPS8080HU-D	03C906433A, 03C906433E, 045906433B	Audi, Volkswagen
CPS8119	5080352AA, MN960274, MN960372	Chrysler, Dodge, Jeep, Mercedes-Benz
CPS8127HU-D	1E0018221, 6602998, 6740816, 6859705, 928F6C315A1E, 928F6C315A1F, 948F6C315AA, F5RZ6C315AA, YF0918221	Ford, Mazda
CPS8135HU-D	022957147, 06A906433A, 06A906433E, 1120193, 22957147, YM2112A545AA	Audi
CPS8140HU-D	06A906433C	Audi, Volkswagen
CPS8159HU-D	071957147, 078906433A	Volkswagen
CPS8161HU-D	06A906433B, 06A906433G, 06A906433L, 06A906433N	Audi, Volkswagen
CPS8168HU-D	070907601A	Hyundai, Kia
CPS8174HU-D	1119150, 1129988, 1S7F6C315AD, LF0118221	Mazda
CPS8178HU-D	1235268, 1247060, 6235665, 93179392, 93190702	Chevrolet, Saturn
CPS8184-HU	6M8G6C315, L3G218221, L3K918221A	Mazda

Hitachi Part #	OE Part #	Make
<b>Engine Oil Pump</b>		
OUP0007	15010-7Y000	Nissan
OUP0010	15010-7S00A	INFINITI, Nissan
OUP0011	15010-4S100	Nissan
OUP0012	15010-EM31A	Nissan
OUP0015	15010-F450A/05	Nissan
OUP0016	15010-S8000/A	Nissan
OUP0017	15010-V0300, 15010-V030A	Nissan
OUP0018	15010-V5001, 15010-V5002	Nissan
OUP0019	15010-10V01, 15010-V5003	INFINITI, Nissan
OUP0020	15010-12G00, 15010-12G01	Nissan
OUP0022	15010-21001	Nissan
OUP0023	15010-40F00/A	Nissan
OUP0025	15010-0W000, 15010-0W001	INFINITI, Nissan
OUP0026	15010-0B001	Nissan
OUP0027	15010-31U00, 15010-31U01, 15010-AL601, 15010-AL60A	Nissan
OUP0028	15010-4P201, 15010-8J100, 15010-8J101, 15010-8J10A	INFINITI, Nissan

Hitachi Part #	OE Part #	Make
<b>Engine Oil Pump Cover</b>		
OFC0003	13500-8J002	Nissan
OFC0004	13500-JA00B	Nissan
OFC0005	13500-ET80A, 13500-ET80B, 13500-ET80C	Nissan
OFC0006	13500-4M501, 13500-4M50A, 13500-4M50B, 13500-5M00A, 13500-9F610, 13500-BM700, 13500-BM701	Nissan
OFC0007	13500-2F220, 13500-53J00, 13500-70J00	INFINITI, Nissan
OFC0008	13500-2J200	INFINITI, Nissan

Hitachi Part #	OE Part #	Make
<b>Engine Rocker Arm</b>		
RKV0001	13257-V5001	INFINITI, Nissan



Hitachi Part #	OE Part #	Make
<b>Engine Valve Lifter</b>		
VLL0001	13231-V5003, 13231-V5004, 13231-V5005, 13231-V5014	INFINITI, Mercury, Nissan
VLL0002	13231-53F02, 13231-53F03, 13231-53F12	Nissan

Hitachi Part #	OE Part #	Make
<b>Engine Variable Valve Timing (VVT) Solenoid</b>		
VTS0001	23796-8J100, 23796-EA200, 23796-EA20A, 23796-EA21A	INFINITI, Nissan
VTS0002	23796-2Y520, 23796-EA205, 23796-EA20B, 23796-EA21B	INFINITI, Nissan
VTS0003	23796-6N200, 23796-6N201, 23796-EA000, 23796-ZE00A, 23796-ZE00C, 23796-ZE01C	INFINITI, Nissan
VTS0004	23796-AH105, 23796-AH115, 23796-EG200, 23796-EG20A, 23796-GE21A	INFINITI, Nissan
VTS0005	23796-JK20A, 23796-JK20B, 23796-JK22B	INFINITI, Nissan
VTS0006	23796-AR000, 23796-ZE00B, 23796-ZE00D	INFINITI, Nissan
VTS0007	23796-4W000, 23796-4W00A, 23796-4W01A	INFINITI, Nissan
VTS0008	23796-4W005, 23796-4W00C, 23796-4W01C	INFINITI, Nissan
VTS0009	23796-60U00	INFINITI
VTS0010	23796-JA10A, 23796-JA10B, 23796-JA11B	INFINITI, Nissan
VTS0011	15830-RBB-003	Acura, Honda
VTS0012	23796-ED00D	Nissan
VTS0014	15830-5R1-003, 15830-5R1-013	Honda
VTS0015	15830-PNC-003, 15830-PNC-0031	Acura, Honda
VTS0016	23796-3RC0A, 23796-3RC0A	INFINITI, Nissan
VTS0017	23796-JK21B, 23796-JK23B, 23796-JK25B	INFINITI

Hitachi Part #	OE Part #	Make
<b>Engine Variable Valve Timing (VVT) Solenoid Housing</b>		
VTC0001	13040-5CA0A	INFINITI
VTC0002	13040-5CA0B	INFINITI
VTC0003	13040-JA13A, 13040-JA14A, 13040-JA15A, 13040-JA15A	INFINITI, Nissan
VTC0004	13040-JA13B, 13040-JA15B, 13040-JA16B, 13040-JA16B	INFINITI, Nissan
VTC0005	13041-4GA0A	INFINITI
VTC0006	13041-4GA0B	INFINITI

Hitachi Part #	OE Part #	Make
<b>Engine Variable Valve Timing (VVT) Sprocket</b>		
VTG0001	13025-1CA1C	INFINITI
VTG0002	13025-AR00A	INFINITI
VTG0003	13025-1CA2A	INFINITI
VTG0004	13025-AR00B	INFINITI
VTG0005	13025-1KA0D, 13025-ED000, 13025-ED00B	Nissan
VTG0006	13025-EY00A, 13025-EY02A	INFINITI, Nissan
VTG0007	13025-57Y10, 13025-57Y20	Nissan
VTG0008	13025-ZE00B	INFINITI, Nissan
VTG0009	13025-8U300, 13025-8U30A	Nissan
VTG0010	13025-ZE00A, 13025-ZE00A	INFINITI, Nissan
VTG0011	13025-EY00B, 13025-EY02B, 13025-EY02B	INFINITI, Nissan
VTG0012	13025-3RC0A	Nissan
VTG0013	13025-3RC0C	Nissan
VTG0014	13025-9HP0A	INFINITI, Nissan
VTG0015	13025-9HP1C	INFINITI, Nissan
VTG0016	13025-1LA0A, 13025-EZ30A	INFINITI, Nissan
VTG0017	13025-1MC0C, 13025-EZ30C	INFINITI, Nissan
VTG0018	13025-1CA1B, 13025-1LA0B, 13025-EZ30B	INFINITI, Nissan
VTG0019	13025-1CA1D, 13025-EZ30D	INFINITI, Nissan
VTG0020	13025-1MR2A	INFINITI
VTG0021	13025-5CA0C	INFINITI
VTG0022	13025-5CA0D	INFINITI
VTG0023	13025-1MR2C	INFINITI, Nissan
VTG0024	13025-EA22A	Nissan
VTG0025	13025-JA10A, 13025-JK20A, 13025-JK21A, 13025-JK21A	INFINITI, Nissan

Hitachi Part #	OE Part #	Make
<b>Engine Water Pump</b>		
WUP0001	21010-86G00	Nissan
WUP0002	21010-F4300	Nissan
WUP0003	21010-7Y00A	Nissan
WUP0004	21010-F461A, 21010-F461B, 21010-F462A, B1010-F461B	Nissan
WUP0005	21010-F460A	Nissan
WUP0006	21010-7S000	INFINITI, Nissan
WUP0007	21010-4S10A	Nissan
WUP0008	21010-ET000	Nissan
WUP0009	12577510	Buick, Cadillac, Chevrolet, Oldsmobile, Pontiac
WUP0010	24577257	Buick, Chevrolet, GMC, Isuzu, Oldsmobile, Pontiac
WUP0011	12586567	Chevrolet, Oldsmobile, Pontiac, Saturn
WUP0012	12587305, 12600767	Cadillac, Chevrolet, GMC
WUP0013	1S7Z-8501-AK, 4S4G-8501-AC, 4S4Z-8501-AA	Ford, Lincoln, Mercury
WUP0014	BR3E-8501-HA/05	Ford, Lincoln
WUP0020	AC3Z-8501-A, AL3Z-8501-A	Ford
WUP0021	21010 B17G2C/05	Nissan
WUP0022	MD030863	Dodge, Eagle, Hyundai, Mitsubishi, Plymouth
WUP0023	MD972005, MD997643	Dodge, Mitsubishi
WUP0024	MD972440	Mitsubishi
WUP0025	MD973025, MD978764	Chrysler, Dodge, Mitsubishi
WUP0026	1300A012, MD973162, MD978741, MD979169	Mitsubishi
WUP0027	1300A055	Mitsubishi
WUP0028	21010-02P03, 21010-02P04, 21010-02P25, 21010-02P26, 21010-02P27, 21010-02P28, 21010-02P29, 21010-02P85, 21010-V5003, 21010-V5025, 21010-V5026	Nissan
WUP0029	21010-12G01, 21010-12G25, 21010-12G26, 21010-12G27, 21010-12G28, BA010-12G26	Nissan
WUP0030	21010-16E01, 21010-16E02, 21010-16E03, 21010-16E25, 21010-16E26, B1010-16E03	Nissan
WUP0031	21010-22P25, 21010-22P26, 21010-22P27, B1010-22P27	Nissan
WUP0032	21010-77A00, 21010-77AY0	Nissan
WUP0033	21010-40F01, 21010-40F25, 21010-40F26, 21010-40F27, B1010-40F27	Nissan
WUP0034	21010-1P100, 21010-1P101, 21010-1P127, 21010-1P128, B1010-1P128	INFINITI
WUP0035	21010-6N200, 21010-6N20A, 21010-6N210, 21010-6N225, 21010-6N226, B1010-6N21A	Nissan
WUP0036	21010-0W000, 21010-0W025, 21010-0W026, 21010-0W027, 21010-0W028, B1010-0W00J	INFINITI, Nissan
WUP0037	21010-AR700, 21010-AR701, 21010-AR725	INFINITI
WUP0038	21010-AL500, 21010-AL525, 21010-AL526, 21010-AL527, 21010-AL528, B1010-AL50B	INFINITI, Nissan
WUP0039	21010-1E401, 21010-1E402, 21010-1E403	Nissan

Hitachi Part #	OE Part #	Make
<b>Fuel Injection Pressure Regulator</b>		
PRR0001	22670-1E400	Nissan
PRR0003	22670-38U00	INFINITI, Nissan
PRR0005	22670-16E01, 22670-16E02	Nissan
PRR0006	22670-60U00	INFINITI
PRR0007	22670-78J00	INFINITI, Nissan
PRR0008	22670-97E00	Nissan
PRR0009	22670-F5100, 22670-F5101	Nissan

Hitachi Part #	OE Part #	Make
<b>Fuel Injection Throttle Body</b>		
ETB0001	8980725981, 98075298	Chevrolet, GMC
ETB0002	16119-AU000, 16119-AU003, 16119-AU00A, 16119-AU00B, 16119-AU00C	Nissan
ETB0003	16119-AE010, 16119-AE011, 16119-AE013, 16119-AE01A, 16119-AE01B, 16119-AE01C	Nissan
ETB0004	16119-JA00A	Nissan
ETB0005	16119-JK20A, 16119-JK20C, 16119-JK20C	INFINITI, Nissan
ETB0006	16119-JF00A	Nissan
ETB0007	16119-JF00E	Nissan
ETB0008	16119-JK20B, 16119-JK20D, 16119-JK20D	INFINITI, Nissan
ETB0009	16119-JF00B	Nissan
ETB0010	16119-JF00F	Nissan
ETB0011	16119-AR001, 16119-AR003, 16119-AR00A, 16119-AR00B, 16119-AR00C, 16119-AR00C	INFINITI
ETB0012	16119-AL601, 16119-AL603, 16119-AL60A, 16119-AL60B, 16119-AL60C	Nissan
ETB0013	16119-8J100, 16119-8J101, 16119-8J103, 16119-8J10A, 16119-8J10B, 16119-8J10C	INFINITI, Nissan
ETB0014	16119-JA10A, 16119-JA10B	INFINITI, Nissan
ETB0015	12634263	Chevrolet, GMC
ETB0016	12577029, 12609500	Buick, Chevrolet, Pontiac, Saturn
ETB0017	12595829, 12615503, 12618735	Chevrolet, GMC, Pontiac, Saturn
ETB0018	12620183	Cadillac, Saab
ETB0019	12570800, 12679525	Buick, Cadillac, Chevrolet, GMC, Hummer
ETB0020	16119-EH000, 16119-EH00A, 16119-EH00B, 16119-EH00C	INFINITI
ETB0021	16119-9N00A	Nissan
ETB0022	12570801	Chevrolet, GMC
ETB0023	12580700, 12602800, 12615495	Buick, Cadillac
ETB0024	12572658, 12580760, 12679524	Buick, Cadillac, Chevrolet, GMC, Hummer
ETB0025	12601387, 12629992	Cadillac, Chevrolet, GMC, Hummer
ETB0026	12605109	Chevrolet, Pontiac
ETB0027	12582616	Chevrolet
ETB0028	12579358, 12589308	Buick, Chevrolet, Pontiac, Saturn
ETB0029	12573670, 12582615	Pontiac
ETB0030	12576729, 12590132, 12591253, 12607894	Buick, Pontiac
ETB0037	161191KC0B	Nissan
ETB0038	161191TT0A	Nissan
ETB0039	16119-6KA0A	INFINITI, Nissan
ETB0040	4891 735AC	Chrysler, Dodge, Jeep
ETB0041	9L8Z-9E926-A, DS7Z-9E926-A, DS7Z-9E926-D	Ford, Lincoln, Mercury

Hitachi Part #	OE Part #	Make
<b>Fuel Injection Throttle Body (cont'd)</b>		
ETB0043	53032801AA, 53032801AB, 53032801AC, 68060353AA	Chrysler, Dodge, Ram
ETB0044	AT4Z-9E926-A, AT4Z-9E926-B	Ford, Lincoln
ETB0045	5F9Z-9E926-B	Ford, Mercury
ETB0046	BL3Z-9E926-A, BL3Z-9E926-B	Ford, Lincoln
ETB0048	7T4Z-9E926-EA, 7T4Z-9E926-FA	Ford, Lincoln, Mercury
ETB0049	4861691AA, 4861694AA	Chrysler, Dodge
ETB0064	16112AA410	Subaru
ETB0065	6L2Z9E926C, 6L2Z9E926CA, 8L2Z9E926A	Ford, Mercury
ETB0066	12617792	Chevrolet, GMC
ETB0067	12620263	Cadillac, Chevrolet, GMC
ETB0075	12568580	Buick, Chevrolet, GMC, Hummer, Oldsmobile, Pontiac



Hitachi Part #	OE Part #	Make
<b>Fuel Injector</b>		
FIJ0001	16600-AE060, 16600-AE061, 16600-AE062	INFINITI, Nissan
FIJ0002	16600-5L300	Nissan
FIJ0003	16600-88G01, 16600-88G11	Nissan
FIJ0004	16600-88G00, 16600-88G10	Nissan
FIJ0005	16600-86G00, 16600-86G10	Nissan
FIJ0006	16600-0W000, 16600-1B001, 16600-1B011, 16600-1B013, 16600-9S205	INFINITI, Nissan
FIJ0007	16600-1S700	Nissan
FIJ0008	079 906 036D	Audi, Nissan
FIJ0009	15710-66J00, 15710-66J00	Suzuki
FIJ0010	16600-10Y00, 16600-10Y01, 16600-75T10	INFINITI, Nissan
FIJ0012	16600-1CA0A	INFINITI
FIJ0013	16600-21U00, 16600-21U01, 16600-21U10, 16600-21U15	Nissan
FIJ0016	16600-53F00, 16600-53F01	Nissan
FIJ0017	16600-53J00, 16600-53J01, 16600-53J02, 16600-53J03	INFINITI, Nissan
FIJ0018	16600-57Y00, 16600-57Y01, 16600-93Y00	Nissan
FIJ0020	16600-5L700	INFINITI, Nissan
FIJ0021	16600-7E001	Nissan
FIJ0022	16600-7E006	Nissan
FIJ0023	16600-96E01	INFINITI, Nissan
FIJ0024	16600-AA170	Subaru
FIJ0026	16600-EN200	Nissan
FIJ0027	16611-AA300	Subaru
FIJ0028	16600-AA350	Subaru
FIJ0029	16600-AA430	Subaru
FIJ0030	12629927, 12642021	Buick, Cadillac, Chevrolet, GMC
FIJ0031	16600-ED000, 16600-ED001, 16600-ED002	Nissan
FIJ0032	15710-54G30	Suzuki
FIJ0033	06E-906-036C	Audi
FIJ0034	16600-40F00, 16600-40F01, 16600-40F05, 16600-40F10, 16600-40F12, 16600-40F15, 16600-40F16, 16600-40F60, 16600-40F65, 16600-51E00, 16600-51E01	Nissan
FIJ0035	06E 906 036AG, 06E 906 036F	Audi
FIJ0038	079 906 036C	Audi, Volkswagen
FIJ0039	16600-AA300, 16600-AA300	Subaru
FIJ0041	16600-AE064	INFINITI, Nissan
FIJ0042	12608362	Buick, Chevrolet, GMC
FIJ0043	16600-JK00A	INFINITI
FIJ0044	12633784	Buick, Chevrolet, GMC
FIJ0045	12634126	Buick, Cadillac, Chevrolet, GMC
FIJ0046	12634123	Buick, Cadillac, Chevrolet
FIJ0047	16600-3TA0A	Nissan

Hitachi Part #	OE Part #	Make
<b>Fuel Injector (cont'd)</b>		
FIJ0048	16600-3JV2C	INFINITI, Nissan
FIJ0049	12622473	Cadillac
FIJ0050	12647777	Cadillac
FIJ0051	12647362, 12692884	Buick, Cadillac, Chevrolet, GMC
FIJ0052	16600-9HP0A, 16600-9HP0A	Nissan

Hitachi Part #	OE Part #	Make
<b>Fuel Pump</b>		
FUP3312-HU	8D0201075BC, 8D0906089, 8D0906089A	Audi

Hitachi Part #	OE Part #	Make
<b>Fuel Pump Control Module</b>		
FPC2909-HU	1K0 906 093 H	Volkswagen

Hitachi Part #	OE Part #	Make
<b>Fuel Pump Driver Module</b>		
FPC2904-HU	5N0 906 093 C	Audi, Volkswagen
FPC2906-HU	4F0 906 093	Audi
FPC2921-HU	3C0 906 093 A	Audi, Volkswagen
FPC2923-HU	5N0 906 093 B	Audi, Volkswagen
FPC2924-HU	8K0 906 093 C	Audi

Hitachi Part #	OE Part #	Make
<b>Fuel Pump Module Assembly</b>		
FUP3361	3AA919051C, 3AA919051L, 3C0919051AE, 3C0919051AK	Volkswagen
FUP3377-HU	1K0919051BA, 1K0919051BG, 1K0919051CH, 1K0919051CK, 1K0919051DA, 1K0919051H, 1K0919051M, 1K0919087AF	Audi, Volkswagen
FUP3390-HU	1K0919051AQ, 1K0919051BH, 1K0919051CL, 1K0919051DB	Audi, Volkswagen

Hitachi Part #	OE Part #	Make
<b>HVAC Blower Control Module</b>		
HVC2536-HU	3C0907521D, 3C0907521F	Audi, Volkswagen

Hitachi Part #	OE Part #	Make
<b>Idle Air Control Valve</b>		
ABV0001	2C5Z-9F715-AA	Ford, Lincoln
ABV0002	1F1Z-9F715-BA	Ford, Mercury
ABV0003	2R3Z-9F715-AB	Ford
ABV0004	1F1Z-9F715-AA, 4F1Z-9F715-AA	Ford, Mazda, Mercury
ABV0005	2L1Z-9F715-CA	Ford
ABV0006	1F2Z-9F715-AA, F75Z-9F715-AA, F75Z-9F715-AB, F7UZ-9F670-AB, YL3Z-9F715-AA	Ford, Lincoln
ABV0007	2R3Z-9F715-BA	Ford
ABV0008	2L1Z-9F715-BA	Ford
ABV0009	1S7Z-9F715-CA	Ford, Mazda, Mercury
ABV0010	2R3Z-9F715-AA	Ford, Mercury
ABV0011	2W7Z-9F715-BA	Ford, Lincoln, Mercury
ABV0012	XS6U-9F715-AA, XS6Z-9F715-AA, XS6Z-9F715-AB, YL8Z-9F715-AA	Ford, Mercury
ABV0013	F7UZ-9F715-FC	Ford
ABV0014	F7UZ-9F715-CA, F7UZ-9F715-CB, YC2Z-9F715-BA	Ford
ABV0015	F67Z-9F715-A, F67Z-9F715-BA, F67Z-9F715-BB	Ford, Lincoln, Mercury
ABV0016	F50Z-9F715-AB	Ford, Lincoln
ABV0017	F6LZ-9F715-AC	Ford, Lincoln, Mercury
ABV0018	F68Z-9F715-CC	Ford
ABV0019	F6AZ-9F715-EB	Ford, Lincoln, Mercury
ABV0020	2R3Z-9F715-CA, 2R3Z-9F715-DA	Ford
ABV0021	F8VZ-9F715-BA, F8VZ-9F715-BB	Ford, Lincoln
ABV0022	F8VZ-9F715-AA, F8VZ-9F715-AB	Ford, Lincoln, Mercury
ABV0023	YU2Z-9F715-AA	Ford
ABV0024	XS2Z-9F715-BC	Ford, Mazda, Mercury
ABV0025	XL2Z-9F715-AA, YU3Z-9F715-AA	Ford, Mercury
ABV0026	YF1Z-9F715-AA	Ford, Mazda, Mercury
ABV0027	1L8Z-9F715-AA	Ford, Mazda
ABV0028	1F2Z-9F715-AA, F75Z-9F715-AA, F75Z-9F715-AB, F7UZ-9F670-AB, YL3Z-9F715-AA	Ford, Lincoln
ABV0030	YC2Z-9F715-CA	Ford
ABV0031	E9DZ-9F715-AA	Ford, Mercury
ABV0032	FOTZ-9F715-CA	Ford
ABV0033	E9TZ-9F715-BA	Ford
ABV0034	E9AZ-9F715-A, E9AZ-9F715-AA	Ford, Lincoln
ABV0035	E9AZ-9F715-B, E9AZ-9F715-BA	Ford
ABV0036	E9TZ-9F715-AA	Ford
ABV0037	XW4Z-9F715-BA	Ford, Lincoln
ABV0038	XS6Z-9F715-AA, XS6Z-9F715-AB, YL8Z-9F715-AA	Ford, Mazda, Mercury
ABV0039	23781-2Y011, 23781-2Y012	INFINITI, Nissan
ABV0040	23781-5U000, 23781-5U00A, 23781-5U00A	INFINITI
ABV0041	23781-4M811	Nissan
ABV0042	23781-5M010	Nissan



Hitachi Part #	OE Part #	Make
<b>Idle Air Control Valve (cont'd)</b>		
ABV0043	23781- NNA	INFINITI, Nissan
ABV0044	95BF-9F715-AC	Ford
ABV0045	F5DZ-9F715-BA	Ford, Mercury
ABV0046	F68Z 9F715 DB, F68Z-9F715-DB	Ford
ABV0047	F6CZ-9F715-BB	Ford, Mercury
ABV0048	F67Z-9F715-AB	Ford, Mazda
ABV0049	F3CZ 9F715 AB, F3CZ 9F715-A, F3CZ 9F715-AA	Ford, Mercury
ABV0050	F5DZ-9F715-EA	Ford, Mercury
ABV0051	F6DZ-9F715-DA	Mercury
ABV0052	97JZ-9F715-BA	Ford, Mercury
ABV0053	F6AZ 9F715 FA, F6AZ-9F715-FA	Ford
ABV0054	F65Z-9F715-HA	Ford
ABV0055	F5RZ-9F715-AB	Ford, Mercury
ABV0056	F2LY-9F715-A, F6TZ-9F715-GA	Ford
ABV0057	F6DZ-9F715-CA	Ford
ABV0058	YF1Z 9F715-CA, YF1Z-9F715-CA	Ford, Mercury
ABV0059	F68Z-9F715-EA, F68Z-9F715-EB	Ford, Mercury
ABV0060	F6TZ-9F715-HA	Ford
ABV0061	F3LZ 9F715 AA, F3LZ-9F715-AA	Lincoln
ABV0062	F5PZ-9F715-AA	Ford, Lincoln, Mercury
ABV0063	F2TZ-9F715-FA	Ford
ABV0064	F5DZ-9F715-CA, F5DZ-9F715-DA	Ford, Mercury
ABV0065	F65Z-9F714-BB, F65Z-9F715-BB, F65Z-9F715-BC	Ford
ABV0066	F69Z-9F715-AB	Ford
ABV0067	YU3Z-9F715-BA	Ford, Mazda
ABV0068	F5TZ-9F715-AA	Ford
ABV0069	F5TZ-9F715-BA	Ford, Mazda
ABV0072	23787-0F321	Nissan
ABV0073	23781-3S500, 23781-3S510	Nissan
ABV0074	23782-7B001	Nissan
ABV0080	E69Z-9F715-AA	Ford
ABV0082	22660-30P10, 22660-45P00	INFINITI, Nissan
ABV0083	22660-V5203, 22660-V5210	INFINITI, Nissan
ABV0084	22660-V6210	Nissan
ABV0085	22660-V6201, 22660-V6202, 22660-V6260	Nissan

Hitachi Part #	OE Part #	Make
<b>Ignition Coil</b>		
IGC0001	22448-ZE00A, 22448-ZE00C, C1672, E1051	INFINITI, Nissan
IGC0002	22448-1KT1A, 22448-AKT0A, 22448-ED000, 22448-JA00C, C1696, E1049	INFINITI, Nissan
IGC0003	22448-JA10A, 22448-JA10C, C1670, E1050	INFINITI, Nissan
IGC0004	22448-7S015, 5049, C1483, E1010	INFINITI, Nissan
IGC0005	22448-8U715, E1048	Nissan
IGC0006	22433-8J115, 22433-8J11C, 22448-8J100, 22448-8J110, 22448-8J111, 22448-8J115, 22448-8J11C, 33400-82Z10, 5028, C1406, E379	INFINITI, Nissan, Suzuki
IGC0007	22448-AL610, 22448-AL615, 22448-AL61C, 5027, C1439, E421	INFINITI, Nissan
IGC0008	22448-8H300, 22448-8H310, 22448-8H311, 22448-8H314, 22448-8H315, 5026, C1398, E380	Nissan
IGC0009	22448-AR200, 22448-AR210, 22448-AR215, C1412, E962	INFINITI
IGC0010	22448-6N000, 22448-6N001, 22448-6N002, 22448-6N010, 22448-6N011, 22448-6N012, 22448-6N015, 22448-AU300, 5033, C1397, E381	Nissan
IGC0011	22448-EA000, 33400-82Z20, C1506, E1009	Nissan, Suzuki
IGC0012	22448-31U00, 22448-31U01, 22448-31U10, 22448-31U11, 5000, C1002, E691	INFINITI, Nissan
IGC0013	22448-3H000, 22448-6P000, C1122, E755	INFINITI
IGC0015	22448-31U05, 22448-31U06, 22448-31U15, 22448-31U16, 5001, C1001, E692	INFINITI, Nissan
IGC0017	22448-67U05, C1495, E803	INFINITI
IGC0019	C1012, E697, KJ01-18-100B, KJ01-18-100C	Mazda
IGC0020	22433-59S11, 22433-59S12	Nissan
IGC0021	22448-2Y000, 5035, C1266, E378	INFINITI, Nissan
IGC0022	22448-4W000, C1301, E358	INFINITI, Nissan
IGC0023	22448-4W001, C1335	INFINITI, Nissan
IGC0024	22448-2Y005, 5036, C1267, E393	INFINITI, Nissan
IGC0025	22448-4W010, C1300, E361	INFINITI
IGC0026	22448-2Y006, 22448-2Y007, E362	INFINITI, Nissan
IGC0027	22448-4W011	INFINITI, Nissan
IGC0029	22433-60U01, 22433-60U02	INFINITI
IGC0030	22448-1P100, E779	INFINITI
IGC0032	22433-60U05, E781	INFINITI
IGC0033	22448-1P105	INFINITI
IGC0045	G622-18-100	Mazda
IGC0047	8-97096-804-0, E550	Acura, Honda, Isuzu
IGC0048	8-97136-325-0, C1096, E687	Acura, Honda, Isuzu
IGC0049	8-97174-554-0, C1148, E795	Isuzu
IGC0050	30520-PHM-003, 30520-PHM-S01	Honda
IGC0051	30521-PWA-003, 30521-PWA-S01, C1264, E706	Honda
IGC0052	30520-PWA-003, 30520PWA003, C1408, E404	Honda
IGC0053	30520-PWC-003, 30520-PWC-S01, C1578, E1081	Honda
IGC0054	22448-4M500, 22448-4M50A, 5008, C1334, E356	Nissan

Hitachi Part #	OE Part #	Make
<b>Ignition Coil (cont'd)</b>		
IGC0055	30520-RCA-A01, 30520-RCA-A02, 30520-RCA-S01, 5007, C1462	Acura, Honda
IGC0056	30520-R70-A01, 30520-R70-S01, C1624, E1103	Acura, Honda
IGC0057	22433-AA360, C1058, E624	Subaru
IGC0058	8A0-905-105	Audi
IGC0064	30500-P0A-A01, C941, E584	Honda
IGC0065	30500-PCA-003, E873	Honda
IGC0066	30500-PAA-A01, C991, E686	Acura, Honda
IGC0071	FP85-18-100C, FP85-18-100C9U, FPY1-18-100	Mazda
IGC0072	BP6D-18-100A	Mazda
IGC0073	30520-RB0-003, 30520-RB0-S01	Honda
IGC0074	22448-2Y001	INFINITI, Nissan
IGC0075	22448-1E400, C1396, E629	Nissan
IGC0076	22448-30P00, 22448-30P01, 22448-30P02, 22448-30P03, 22465-30P00, 22465-30P02, 5029, B2448-30P03, C950, E350, E616	INFINITI, Nissan
IGC0077	22433-30P01, B2433-30P01	Nissan
IGC0078	22448-EY00A	INFINITI, Nissan
IGC0079	22448-JF00B	Nissan
IGC0080	30521-RBJ-003	Honda
IGC0081	30520-RBJ-003	Honda
IGC0082	22448-1LA0A, 22448-1LA0A	INFINITI, Nissan
IGC0083	22448-1LA0B, 22488-1LA0B	INFINITI, Nissan
IGC0084	22488-1KC0A	Nissan
IGC0086	16167763, 19208545	Saturn
IGC0089	N3H1-18-100, N3H1-18-100A, N3H1-18-100B	Mazda
IGC0092	22448-1HC0A	Nissan
IGC0093	22448EZ31B	Nissan
IGC0094	3052058G003	Acura
IGC0095	3052059B013	Honda
IGC0096	305205R0013	Honda
IGC0098	22448-5CA0A	INFINITI
IGC0099	22448-5NA0A	INFINITI
IGC0100	01988665, 10497132, 12498335	American Motors, Avanti, Buick, Cadillac, Checker, Chevrolet, GMC, Jeep, Oldsmobile, Pontiac
IGC0101	12498334	Chevrolet, GMC, Pontiac
IGC0102	10472401, 19353734	Buick, Cadillac, Chevrolet, GMC, Oldsmobile, Pontiac
IGC0103	10457062, 10457109, 10472748, 10474481, 10497477, 19166375	Buick, Chevrolet, Oldsmobile, Pontiac
IGC0104	10489421	Buick, Cadillac, Chevrolet, GMC, Oldsmobile, Pontiac
IGC0105	F32Z12029A, F5FZ12029A, F5ZZ12029A, F7PZ12029AA	Ford
IGC0106	FOTZ12029A	Ford, Mercury

Hitachi Part #	OE Part #	Make
<b>Ignition Coil (cont'd)</b>		
IGC0107	7U2Z12029A, 7U2Z12029B, E8TZ12029A, F1VY12029A, F37Z12029A, F5LY12029A, F5OY12029A, F5OY12029B, YS4Z12029AA	Ford, Lincoln, Mercury
IGC0108	F5SZ12029A, F5SZ12029B	Ford, Mercury
IGC0109	1W4Z12029AA, 2W4Z12029A, 2W4Z12029AA, 2W4Z12029AB, 2W4Z12029AC, XW4Z12029AA	Lincoln
IGC0110	988Z12029A, XS8Z12029AA, XS8Z12029AD	Ford, Mercury
IGC0111	1F2Z12029AA, 1F2Z12029AC, 5F2Z12029AD	Ford, Mercury
IGC0112	1S7Z12029AA, 1S7Z12029AD	Ford
IGC0113	3W7Z12029AA	Ford, Lincoln, Mercury
IGC0114	4M5Z12029A, 4M5Z12029B, 4M5Z12029BA, 4M5Z12029BB, 4M5Z12029BC	Ford, Mercury
IGC0115	1W4Z12029BA, 2W4Z12029B, 2W4Z12029BA, 2W4Z12029BC, 2W4Z12029BD, XW4Z12029BA	Ford, Lincoln
IGC0116	3L3Z12029BA	Ford, Lincoln, Mercury
IGC0117	8L3Z12029A	Ford, Lincoln, Mercury
IGC0118	90080-19012, 9091902215	Lexus, Toyota
IGC0119	9091902212	Toyota
IGC0120	9091902220	Toyota
IGC0121	1F3Z12029AA, 2C6Z12029AA, 4L7Z12029AA, 4L7Z12029AB, F7LZ12029AA, F7LZ12029AC, F7LZ12029AD, F7LZ12029CB	Ford, Lincoln, Mercury
IGC0122	56028172, 56028172AB, 56028172AC, 56028173	Dodge, Jeep
IGC0123	90080-19027, 9091902230	Lexus, Toyota
IGC0124	33410-77E20, 3341077E21, 3341077E22	Suzuki
IGC0125	22433AA410	Subaru
IGC0126	90080-19015	Toyota
IGC0127	10457730	Buick, Cadillac, Chevrolet, GMC, Hummer
IGC0128	90080-19016, 9091902234	Lexus, Toyota
IGC0129	04609088AI, 4609088A, 4609088AG, 4609088AH, 4609088AI	Chrysler, Dodge
IGC0130	56028138, 56028138AB, 56028138AD, 56028138AE, 56028138AF	Chrysler, Dodge, Jeep, Mitsubishi
IGC0131	12558693	Cadillac, Chevrolet, GMC, Hummer
IGC0132	06B905115, 06B905115B, 06B905115E	Audi, Volkswagen
IGC0133	032905106, 032905106B, 032905106E, 032905106F	Volkswagen
IGC0135	MD325048, MD362907	Chrysler, Dodge, Mitsubishi
IGC0136	56041476AA, 56041476AB	Jeep
IGC0137	12568062, 19300921	Buick, Chevrolet, GMC, Hummer, Oldsmobile
IGC0138	56032520AB, 56032520AC, 56032520AE, 56032520AF	Chrysler, Dodge, Jeep
IGC0139	9008019021, 9091902240	Scion, Toyota
IGC0140	9091902237	Toyota
IGC0141	9091902243, 9091902244, 9091902266	Lexus, Scion, Toyota
IGC0144	12629037	Buick, Cadillac, Chevrolet, GMC, Saturn

Hitachi Part #	OE Part #	Make
<b>Ignition Coil (cont'd)</b>		
IGC0145	56028394AB, 56028394AC, 56028394AD	Chrysler, Dodge, Jeep
IGC0147	04609103AC, 4609103, 4609103AB, 4609103AC, 5269670, M05269670	Chrysler, Dodge, Eagle, Jeep, Mitsubishi, Plymouth
IGC0148	1L8Z12029AA, 1L8Z12029AB, 2M2Z12029AA, 2M2Z12029AB, 2M2Z12029AC, 9L8Z12029A, XS2Z12029AA	Ford, Mercury
IGC0149	06A905115D, 06B905115D, 06B905115G, 06B905115H, 06B905115J, 06B905115L, 06B905115P, 06B905115Q, 06B905115R	Audi, Volkswagen
IGC0150	12570616, 12611424	Buick, Cadillac, Chevrolet, GMC, Hummer, Pontiac
IGC0151	12573190	Buick, Cadillac, Chevrolet, GMC, Hummer, Pontiac
IGC0153	9091902246	Lexus, Toyota
IGC0157	06A905097, 06A905097A	Volkswagen
IGC0158	6E5Z12029BA	Ford, Lincoln, Mercury
IGC0159	9091902251, 9091902255, 90919A2002, 90919A2004, 90919A2007	Lexus, Toyota
IGC0160	90919-A2006, 9091902248, 9091902260, 90919A2001, 90919C2006, 90919T2005, 90919T2008	Lexus, Scion, Toyota
IGC0162	04606869AB, 4606869AA, 4606869AB, 4606869AC, 4606869AD	Chrysler, Dodge
IGC0163	25182496, 3341084Z00, 3341084Z01, 96253555	Chevrolet, Pontiac, Suzuki
IGC0164	56029129AA, 56029129AB, 56029129AF, 68060346AA, 68238603AA	Chrysler, Dodge, Jeep, Ram
IGC0165	9008019025	Lexus, Toyota
IGC0169	7T4Z12029DA, 7T4Z12029E	Ford, Lincoln, Mercury
IGC0170	04606824AC, 4606824AB, 4606824AC	Chrysler, Dodge, Jeep
IGC0172	12594176, 12670154	Buick, Cadillac
IGC0173	12590990, 12610626, 12618542, 12632479	Buick, Cadillac, Chevrolet, GMC, Pontiac, Saab, Saturn
IGC0174	9091902252, 9091902258	Lexus, Scion, Toyota
IGC0176	9091902250, 9091902256, 90919A2003, 90919A2005	Lexus, Scion, Toyota
IGC0177	05149199AA, 5149199AA, 68320417AA	Dodge, Jeep, Mitsubishi, Ram
IGC0178	5149168AH, 5149168AI	Chrysler, Dodge, Jeep, Ram
IGC0179	30510-PT2-006	Acura, Honda
IGC0180	04797293AB, 4797293, 4797293AB, 5234210, 5234610, 5252577, 53008068	Chrysler, Dodge, Jeep
IGC0181	1L8Z12029AA, 1L8Z12029AB, 2M2Z12029AA, 2M2Z12029AB, 2M2Z12029AC, 9L8Z12029A, XS2Z12029AA	Ford, Mercury
IGC0184	30520-R1A-A01, 30520-R1A-A01	Acura, Honda, Mercedes-Benz
IGC0186	30520-RWC-A01	Acura
IGC0190	LR030637	Jaguar, Land Rover
IGC0191	997 602 104 00, 997 602 104 02	Porsche
IGC0192	12635672	Buick, Chevrolet, GMC
IGC0195	FSD7-18-100, ZZM0-18-100	Mazda
IGC0196	ZJ20-18-100A	Mazda
IGC3802-D	NEC000070, NEC000070L, NEC000110L	Land Rover

Hitachi Part #	OE Part #	Make
<b>Ignition Coil (cont'd)</b>		
IGC3814-D	00A905105	Mercedes-Benz
IGC3845	077905115B, 077905115C, 077905115E, 077905115F, 077905115H, 077905115K, 077905115P, 077905115Q, 077905115T	Audi
IGC3847-D	022905100B, 022905100E, 022905100H, 022905100L, 022905100P, 022905100S, 022905100T, 022905715, 022905715B, 22905715, 95560210103, 95560210105, 95860210100	Audi, Porsche, Volkswagen
IGC3852-D	1224925, 1314271, 1322402, 1578771, 4M5E12A366AA, 4M5G12A366BA, 4M5G12A366BB, 4M5G12A366BC, 4M5G12A366BD, 4M5U12A366BC, 5047437, AM5E12A366AA, AM5E12A366AB, LF1618100, LF1618100A, LF1618100B	Mazda
IGC3855-D	1208209, 90584336, 9118114	Cadillac, Saturn
IGC3856-D	1208210, 90584337, 9118115	Cadillac, Saturn
IGC3860-D	224486N000, 224486N001, 224486N002, 224486N010, 224486N012	Nissan
IGC3863-D	22448ED800, 22448ED800EP, 7701065086	Nissan
IGC3892	6G9N12A366, LR002954	Volvo
IGC3894-D	04C905110A, 04C905110B, 04C905110D, 04C905110E, 04C905110F, 04C905110H, 04C905110J, 04C905110K, 04E905110, 04E905110A, 04E905110B, 04E905110C, 04E905110D, 04E905110E, 04E905110F, 04E905110H, 04E905110K, 04E905110L, 04E905110M	Audi, Volkswagen
IGC4014-D	K01318100	Kia
IGC4022-D	00A905105, 00A905105	Mercedes-Benz
IGC4029-D	3340065G00, 3340065G01, 3340065G02, 3340065G02000	Suzuki
IGC4030-D	30520PNA007, 30520RAA007, 30520RRA007	Acura, Honda
IGC4036-HU	L3G218100A, L3G218100A9U, L3G218100B, L3G218100B9U	Mazda
IGC4044-HU	30520RNAA01	Honda
IGC4048	1208092, 1208093, 1208096, 1208123, 25195107, 25198623, 55573735, 55575499, 55577898, 55579072	Buick, Chevrolet
IGC4052HU-D	06H905110D, 06H905110E, 06H905110F, 06J905110C, 06J905110D, 06L905110C, 06L905110D, 06L905110E, 06L905110F, 95890511000	Audi, Volkswagen
IGC4055-D	MR994643	Mitsubishi
IGC4059-HU	1208089, 12578224, 12629646, 12638824, 4802236, 4805094	Buick, Chevrolet, GMC, Pontiac, Saturn
IGC4062-D	99609460212	BMW
IGC4063	30583218, 55559955, 55562588, 9187980, 9197559	Saab
IGC4067-D	22433AA451, 22433AA550, 22433AA551	Subaru
IGC4069-D	1104076	Cadillac, Oldsmobile
IGC4072-D	06H905110D, 06H905110E, 06H905110F, 06J905110C, 06J905110D, 06L905110C, 06L905110D, 95890511000	Audi, Volkswagen
IGC8069	D611384, MD607814, MD611384	Mitsubishi
IGC8415-D	004050016, 357905104, 6N0905104, 867905104, 867905104A, 867905105A, 867905352	Volkswagen
IGC8419	004028149, 004050016, 047905115, 357905104, 6N0905104, 6N0905104, 867905104, 867905104A	Volkswagen
IGC8470HU-D	BP0118251, BPO118251, F0BZ12A297A, J701	Mazda

Hitachi Part #	OE Part #	Make
<b>Ignition Coil (cont'd)</b>		
IGC8734-D	2243353F00, 2243355Y00, 2243365Y10, 224481C701, 2244837J10, 2244837J11, 2244837J20	Nissan
IGC8737-HU	22433AA240, 22433AA370	Subaru
IGC8748-D	22433AA500, 22433AA50A, 22433AA580, 22433AA58A	Subaru
IGC8768-D	1208075, 120875, 90541062, 90563160	Cadillac
IGC8805	10450424, 10490192, 1104038, 1208051, 25184291, 8011040380	Isuzu
IGC8810-D	30500P0AA01, 30500P0HA01, 30500PDAE01, 5862061610, 5862071980	Isuzu
IGC8865-D	8944045450, 9091902164, 94404545, 94853695	Toyota
IGC8866-D	9091902163	Toyota
IGC8868-D	1950074040, 1950074050, 9091902197, 9091902208, DMB833, J9091902197	Lexus, Toyota

Hitachi Part #	OE Part #	Make
<b>Ignition Control Module</b>		
IGC8035	220200B000, 2202053J10, 2202053J20, 2202055Y00, 2202056E11, 2202056E16, 2202056E17, 2202070J00, 2202071J00, F02Z12A297B, F3XY12A297A, F3XY12K072A, J131, PRW1A, PRW2, PRW2A, PRW3	Mercury, Nissan
IGC8052	4A0905351, 4A0905351A	Audi
IGC8055-D	4D0905351, 4D0997351, 8D0905351, 98VW12A223AA	Audi, Volkswagen
IGC8403	1237539, 90444189, 90462248	Volvo
IGC8472HU-D	112955, 132243, 2371771, 3337054A50, 33370641311, 3337064B11, J007X00971, J007X01271, J009T02071, J121, J9T03372, MD112479, MD112955, MD129550, MD132243, MD132731, MD164475, MD618268	Hyundai, Mitsubishi



Hitachi Part #	OE Part #	Make
<b>Ignition Igniter</b>		
IGN0002	06300-P2E-305	Honda
IGN8089	30130-P12-006, 30130P06006	Honda

Hitachi Part #	OE Part #	Make
<b>Ignition Knock (Detonation) Sensor</b>		
KNS0001	22060-30P00	INFINITI, Nissan
KNS0002	22060-56S00, 22060-56S10, 22060-59S00	INFINITI, Nissan
KNS0003	22060-7B000	Nissan
KNS0004	22060-AA031	Subaru
KNS0005	22060-AA061	Subaru
KNS0006	22060-AA070	Subaru

Hitachi Part #	OE Part #	Make
<b>Manifold Absolute Pressure Sensor</b>		
PRS0001	22365-9E010, 22365-9E020, 22365-9E02A	INFINITI, Nissan
PRS0002	22365-EY00A, 22365-EY00B	INFINITI, Nissan
PRS0003	22365-EY01A, 22365-EY01B	INFINITI, Nissan
PRS0004	22365-JF00A, 22365-JF00C, 22365-JF00D	Nissan
PRS0005	22365-1KC0A	INFINITI, Nissan
PRS0015	BP4W-18-211	Mazda
PRS0019	BC3Q-9F479-AD, BC3Z-9F479-A, BC3Z-9F479-B	Ford
PRS8204HU-D	1235029, 1235084, 1448387, 1723819, 1859068L01000, 1859079J60000, 1859079J61000, 1859079J62000, 18590N68L00000, 1871255, 223650002R, 24459853, 37830RBDE01, 5094154, 5341409, 55219298, 55568175, 6238210, 6238865, 8200758731, 93171176, BS519J559BA, EL8A9F479CA, WE0118211	Chevrolet, Saab, Volvo
PRS8205HU-D	1144809, 1238788, 12569240, 12589240, 16017460, 16137039, 16254719, 17112715, 1C1Y9F479AA, 6238927, 7700706876, 815701, 8161370390, 8161580550, 8933000153, 9389131	Buick, Cadillac, Chevrolet, GMC, Oldsmobile, Pontiac, Volvo
PRS8211-HU	2E0906051A	Mercedes-Benz
PRS8212-HU	1235060, 12591290, 55573248, 93192107	Buick, Cadillac, Chevrolet, GMC, Pontiac, Saturn
PRS8214-HU	038906051C, 1J0145770L, 7L6145795AB, 7L6145795L, 7L6145795R	Audi, Volkswagen
TRB8213-HU	038906051, 062906051, 1111222, 1C0145803, 99VW9E928AA	Volkswagen

Hitachi Part #	OE Part #	Make
<b>Mass Air Flow Sensor</b>		
MAF0001	220067M, 22680-53J01, 86-9545	INFINITI, Nissan
MAF0002	220097M, 22680-88G00, 86-9532	Nissan
MAF0003	F5XZ-12B579-AARM	Mercury, Nissan
MAF0004	22680-1B000, 86-9589, F7XZ-12B579-AARM	Mercury, Nissan
MAF0005	19112538, 19179716, 24505519, 88961008	Buick, Chevrolet, Oldsmobile, Pontiac
MAF0006	86-9502, F1ZZ-12B579-AARM	Ford, Lincoln, Mercury
MAF0007	86-9504, FO7Z-12B579-AARM, ZZL0-13-215A	Ford, Lincoln, Mazda
MAF0008	86-9522, F5RZ-12B579-BARM	Ford, Mercury
MAF0009	86-50032, XS8Z-12B579-BARM	Ford, Mercury
MAF0010	06D-906-461	Audi
MAF0011	12788131, 12788131	Saab
MAF0012	1F70-13-210, 20930, 3L3A-12B579-BA, 3L3Z-12B579-BA, 7L1Z-6P018-A, 7L1Z-9628-A, 7L1Z-9661-A, 7L1Z-9661-C, 7L1Z-9F721-A, 7L1Z-9P686-B, 86-50031, 9L1Z-9661-A, 9L1Z-9661-B, 9L3Z-6P018-A, 9L3Z-8A080-A, 9L3Z-8N029-A, 9L3Z-9600-A, AL3Z-9661-B, CC3Z-9628-A, CY01-13-215, L3H5-13-215, W711655-S300	Ford, Lincoln, Mazda, Mercury
MAF0013	12579352, 219352M	Chevrolet, GMC, Hummer, Isuzu, Saturn
MAF0014	4G7Z-12B579-AB, 4G7Z-12B579-AB	Ford
MAF0015	86-9518, F4SZ-12B579-AARM	Ford, Mercury
MAF0016	86-9539, F6SZ-12B579-AARM	Ford, Mercury
MAF0017	86-9508, F2VZ-12B579-AARM	Ford, Lincoln, Mercury
MAF0018	86-9517, F48Z-12B579-AARM	Ford
MAF0019	29031, 86-9525, F5VZ-12B579-BARM	Ford, Lincoln, Mercury
MAF0020	078 133 471 A, 078-133-471A, 078133471AX, 221060M	Audi
MAF0021	078 133 471 C, 078-133-471C, 221048M	Audi, Volkswagen
MAF0022	078 133 471 E, 221061M	Audi, Volkswagen
MAF0023	86-9540, F6DZ-12B579-ARM, F6DZ-12B579-DB, F6DZ-12B579-DCRM, F6DZ-12B579-EARM, F6ZZ-12B579-AARM, F7DZ-12B579-EA, XL3Z-12B579-BBA	Ford, Lincoln, Mercury
MAF0024	221070M, 22680-2J200, 86-9937	INFINITI, Nissan
MAF0025	221081M, 22680-5J000, 22680-7B001, 86-50014, YF5Z-12B579-AA	INFINITI, Mercury, Nissan
MAF0026	20928M, 86-9563, XW4Z-12B579-AA, XW4Z-12B579-AARM, XW4Z-12B579-ABRM	Ford, Lincoln, Mercury
MAF0027	GY0113215R00	Mazda
MAF0028	20862M, 3W7Z-12B579-AB, 3W7Z-12B579-BA, 3W7Z-12B579-BARM, 86-50019	Ford, Lincoln, Mercury
MAF0029	221058M, 22680-CA000, 86-9936	INFINITI, Nissan
MAF0030	059-906-461N	Audi, Volkswagen
MAF0031	13800-50Z00, 13800-50Z01, 22680-7S000, 22680-7S00A	INFINITI, Nissan, Suzuki
MAF0032	8-97312-3950	Isuzu
MAF0033	37980-RAD-L11, 37980-RNA-A01	Acura, Honda

Hitachi Part #	OE Part #	Make
<b>Mass Air Flow Sensor (cont'd)</b>		
MAF0034	12576410, 15865791	Buick, Cadillac, Chevrolet, GMC, Hummer, Isuzu, Pontiac, Saab, Saturn
MAF0035	22204-0F030	Toyota
MAF0036	06C 133 471A, 06C133471AX	Audi
MAF0037	86-9524, F8LZ-12B579-AARM	Ford, Lincoln, Mercury
MAF0038	03540523, 19112618, 88961010	Cadillac, Oldsmobile
MAF0039	86-50020, XL3Z-12B579-AARM	Ford
MAF0040	29045, 86-9554, F81Z-12B579-BA, F8DZ-12B579-BA, XL3Z-12B579-BA, XL3Z-12B579-BARM, XL3Z-12B579-BBRM	Ford, Lincoln
MAF0041	YC2Z-12B579-AA, YC2Z-12B579-BA, YC2Z-12B579-BARM, YC2Z-12B579-BBRM	Ford
MAF0043	221074M, 3W3Z-12B579-AA, 3W3Z-12B579-AARM	Mercury
MAF0044	221050M, 3L7Z-12B579-AA, 3L7Z-12B579-AARM, 86-9933	Ford, Lincoln
MAF0045	22680-AT300	INFINITI
MAF0046	1L3Z-12B579-AA, 1L3Z-12B579-AARM, 20893M	Ford
MAF0047	19112543, 19179715	Buick, Chevrolet, Oldsmobile, Pontiac
MAF0048	22204-0F010, 24230M, 86-50021	Toyota
MAF0049	22204-0C010, 22250-0C010	Toyota
MAF0051	06J-906-461B	Audi, Volkswagen
MAF0052	06F-906-461A, 06F-90G-461A	Audi, Volkswagen
MAF0053	22250-75010	Toyota
MAF0055	22204-75010	Toyota
MAF0056	22204-75020	Lexus, Toyota
MAF0057	420-133-471, 420-133-471	Audi
MAF0058	22680-1MB0A	INFINITI, Nissan
MAF0062	F23F-12B579-AA	Ford, Mercury
MAF0063	2S8Z-12B579-AA	Ford, Mazda
MAF0064	F32Z-12B579-B	Ford, Mazda
MAF0067	F0VY-12B579-A	Ford, Lincoln, Mercury
MAF0068	1L2Z-121B578-AAA, 1L2Z-12B577-AAA	Ford, Lincoln, Mercury
MAF0071	F3VY-12B579-AA	Lincoln
MAF0072	037-906-461B, 037-906-461B, 037-906-461C, 037-906-461C, 037906461CX	Audi, Volkswagen
MAF0073	19112535, 24503678, 24503985, 24503985, 88961005	Buick, Oldsmobile, Pontiac
MAF0074	058-133-471, 058-133-471	Audi, Volkswagen
MAF0076	06A 906 461 B	Volkswagen
MAF0077	FOCZ-121B579-AA, FOCZ-12B579-A	Ford, Mercury
MAF0079	24501808, 24502968, 24502968, 88961002	Buick, Oldsmobile, Pontiac
MAF0080	19179714, 19179714	Buick, Chevrolet, Oldsmobile, Pontiac
MAF0081	97209545, 97209545	Chevrolet, GMC
MAF0082	24504302, 24504302	Chevrolet, Pontiac
MAF0084	8980027620, 98002762	Chevrolet, GMC

Hitachi Part #	OE Part #	Make
<b>Mass Air Flow Sensor (cont'd)</b>		
MAF0085	22680-1M205	Nissan
MAF0088	896283	Chevrolet, GMC
MAF0089	53013733AB, 53013733AB	Jeep
MAF0090	22680-4M500, 22680-4M501	Nissan
MAF0092	22680-4W000, 22680-4W001	INFINITI, Nissan
MAF0093	22680-55Y00, 22680-57Y00, 22680-57Y02	Nissan
MAF0094	22680-6N200, 22680-6N201, 22680-6N20A, B2680-6N20A	INFINITI, Nissan
MAF0095	22680-6N211, 22680-6N21A	Nissan
MAF0096	22680-AA160	Subaru
MAF0097	22680-AD200, 22680-AD201, 22680-AD20A	INFINITI, Nissan
MAF0098	22680-AD210, 22680-AD21A	INFINITI, Nissan
MAF0099	22680-AM600	INFINITI, Nissan
MAF0100	22680-AR000, 22680-AR001	INFINITI
MAF0101	22680-AR200, 22680-AR20A	INFINITI
MAF0102	22680-1MG0A	INFINITI, Nissan
MAF0103	22204-75030	Lexus, Toyota
MAF0107	13800-54G00	Suzuki
MAF0111	BC3Z-12B579-A	Ford
MAF0112	BR3Z-12B579-A	Ford, Lincoln
MAF0114	CP9Z-12B579-B, CP9Z-12B579-B	Ford, Lincoln
MAF0115	8V2Z-12B579-A, 8V2Z-12B579-A	Ford, Lincoln
MAF0116	06J 906 461 D	Audi, Volkswagen
MAF0119	22895480	Buick, Cadillac, Chevrolet
MAF0120	20787043, 23118170, 23262343, 896283	Buick, Cadillac, Chevrolet, GMC
MAF0122	37980-RC0-M01, 37980-RC0-M01	Acura, Honda
MAF0123	22680-3VA0A	INFINITI, Nissan
MAF0124	22680AA410	Subaru
MAF0128	23324767	Chevrolet, GMC
MAF0129	23366103	Chevrolet, GMC
MAF0130	22680-AW400	Nissan
MAF0131	13800-66J00	Suzuki
MAF0132	059-906-461K	Audi
MAF0133	22680-5RB0A, 22680-BV80B	INFINITI, Nissan
MAF0135	970605137, 97060513700	Porsche
MAF0136	13345245	Buick
MAF0138	37980RPYG01	Honda
MAF5067	1380063J00, 1380084E00, 1380084E00000, 1525A016, 1X4312B579AA, 2220407010, 222040D020, 2220421010, L32113215, LR002141, MR547077, PHF000140, WLS113215, ZL0113215	Jaguar, Land Rover, Lexus, Mazda, Scion, Toyota, Volvo
MAF5086	226807S00B	INFINITI
MAF5134	LR071914	Land Rover
MAF8366-HU	071906461B, 071906461B	Volkswagen

Hitachi Part #	OE Part #	Make
<b>Mass Air Flow Sensor (cont'd)</b>		
MAF8932	MHK000230	BMW, Land Rover
MAF8933	07C906461, 07C906461X, 95560612300	Porsche, Volkswagen
MAF8934	07D906461, 07D906461X	Audi, Volkswagen
MAF8943	1367827, 6G9N9G760AA	Volvo
MAF8951	038906461C, 06A906461, 06A906461X, 1051396, 1384275, 1428448, 95VW12B529BB, 95VW12B529BC, RM95VW12B529BC	Volkswagen
MAF8952HU-D	06A906461G, 06A906461GX, 1JD906461	Audi, Volkswagen
MAF8955-D	06A906461A, 06A906461AX	Volkswagen
MAF8965	06A906461L, 06A906461LX	Audi, Volkswagen
MAF8970	06A906461D, 06A906461DX	Audi, Volkswagen
MAF8988	06A906461N, 06A906461NX	Volkswagen
MAF8989	038906461B, 038906461BX	Volkswagen
MAF8990	074906461B, 074906461BX, 1209109, 3M2112B529AA	Volkswagen

Hitachi Part #	OE Part #	Make
<b>Power Steering Pump</b>		
PSP0001	49110-JA000, 49110-JA02B, 49110-ZX01A, 49110-ZX01B	Nissan
PSP0002	49110-40U10, 49110-40U15, 49110-40U1A, 49110-40U1B	INFINITI, Nissan
PSP0003	49110-9CA0A, 49110-ZL80A	Nissan
PSP0004	49110-4S100	Nissan
PSP0005	49110-6Z700	Nissan
PSP0006	49110-ZV00A	INFINITI, Nissan
PSP0007	49110-CA000	Nissan
PSP0008	49110-7Y000	Nissan
PSP0009	49110-8J000	Nissan
PSP0010	49110-4Z800	Nissan
PSP0011	49110-JK200, 49110-JK20A	INFINITI
PSP0012	49110-0Z800	Nissan
PSP0013	49110-JK010, 49110-JK01A	INFINITI
PSP0014	49110-0W000	INFINITI, Nissan
PSP0015	49110-CB000, 49110-CB00B, 49110-CB00C	Nissan
PSP0016	49110-ZF000, 49110-ZF00A	Nissan
PSP0017	49110-ZX70A	Nissan
PSP0018	49110-CG000	INFINITI
PSP0019	49110-1AA0A	Nissan
PSP0020	49110-8J200	Nissan
PSP0021	49110-7P000	INFINITI
PSP0022	49110-AR000, 49110-AR00A	INFINITI
PSP0023	49110-EG000, 49110-JK000, 49110-JK00B	INFINITI
PSP0024	49110-1CB0A, 49110-1CB0B	INFINITI
PSP0025	49110-CG200	INFINITI
PSP0026	49110-JA100, 49110-ZX02A	Nissan
PSP0027	49110-7J400	INFINITI
PSP0029	49110-CR900	INFINITI
PSP0030	49110-EH000, 49110-EH00A	INFINITI
PSP0031	49110-1CA0A, 49110-1CA0B	INFINITI
PSP0032	49110-1LA0B	INFINITI, Nissan
PSP0033	49110-1EA0A	Nissan
PSP0034	49110-JF00A	Nissan
PSP0035	49110-9BA0A, 49110-ZZ70A	Nissan
PSP0036	49110-1MD1A	INFINITI
PSP0037	49110-1MC1A	INFINITI
PSP0038	49110-1MA1A	INFINITI
PSP0039	49110-1PD0A, 49110-1PD0B	Nissan
PSP0040	49110-1PE0A, 49110-1PE0B	Nissan
PSP0041	49110-EJ70B	INFINITI
PSP0042	49110-1LA0A	INFINITI, Nissan
PSP0044	49110-4W000, 49110-4W015, 49110-4W01A, D9110-4W015	INFINITI, Nissan
PSP0045	YL8Z-3A674-AB	Ford



Hitachi Part #	OE Part #	Make
<b>Power Steering Pump (cont'd)</b>		
PSP0046	5L8Z-3A696-BA, 6L8Z-3A696-BA	Ford, Mercury
PSP0047	1M5Z-3A674-AZ	Ford
PSP0048	BT4Z-3A696-A, CT4Z-3A696-B	Ford, Lincoln
PSP0049	CT4Z-3A696-A	Ford
PSP0050	XF5Z-3A674-BA	Mercury

Hitachi Part #	OE Part #	Make
<b>Rack and Pinion Assembly</b>		
PSG0001	49001-1AA0A, 49001-1UM0A, 49001-1UM5A	Nissan
PSG0002	49001-JL07A, 49001-JL07A, 49001-JL07D, 49001-JL07D, 49001-JL07E, 49001-JL07E, 49001-JU51A	INFINITI
PSG0003	49001-CC210	Nissan
PSG0004	49001-CC200, 49001-CC20B	Nissan
PSG0005	49001-CA000	Nissan
PSG0006	49001-CA100	Nissan
PSG0007	49001-CB800	Nissan
PSG0008	49001-CB810	Nissan
PSG0009	49001-CL10A	INFINITI
PSG0010	49001-CG101	INFINITI
PSG0011	49001-CG100, 49200-CG100	INFINITI
PSG0012	49001-CL10D, 49001-CL10D, 49001-CL11D, 49001-CL11D	INFINITI
PSG0013	49001-1AD0B, 49001-1UM0B, 49001-1UM5B	Nissan
PSG0014	49001-1AA1A, 49001-1UM1A, 49001-1UM6A	Nissan
PSG0015	49001-1CA0A, 49001-1CA0A, 49001-1CA0B, 49001-1CA0B	INFINITI
PSG0016	49001-1UM1B	Nissan
PSG0017	49001-JF10A, 49001-JF10B	Nissan
PSG0018	49001-1MT2A, 49001-1MT2A, 49001-1MT2B, 49001-1MT2B	INFINITI
PSG0019	49001-1CA1B, 49001-1CA1B, 49001-1CA1D, 49001-1CA1D	INFINITI
PSG0020	49001-JA000, 49001-JA00B	Nissan
PSG0021	49001-JA010, 49001-JA01B	Nissan
PSG0022	49001-ZN52A, 49001-ZN52B	Nissan
PSG0023	49001-9N00A, 49001-9N00B	Nissan
PSG0024	49001-ZP00A, 49001-ZP50A, 49001EA000	Nissan
PSG0025	20978657, 22930456, 92233478, 92241184, 92244725	Chevrolet

Hitachi Part #	OE Part #	Make
<b>Spark Plug Wire</b>		
SPW4336HU-D	4773841	Chrysler, Dodge, Eagle, Plymouth
SPW4338HU-D	4797685	Chrysler, Dodge, Plymouth

Hitachi Part #	OE Part #	Make
<b>Starter Motor</b>		
STR0005	23300-88G01R	Nissan
STR0009	2-91276-234-0	Isuzu
STR0010	23300-1E400R	Nissan
STR0013	23300-65Y01R	Nissan
STR0015	23300-2Y900R	INFINITI, Nissan
STR0016	23300-0M201R	Nissan
STR0017	23300-2J261R	INFINITI, Nissan
STR0018	23300-4M801R	Nissan
STR0019	23300-AM600R	INFINITI, Nissan
STR0020	23300-CG000R	INFINITI
STR0021	23300-EN200, 23300-EN20A, 23300-EN20B, 23300-EN20D, 23300-EN21A, 23300-EN21B	Nissan
STR0022	23300-JK20BR	INFINITI
STR0023	12638394, 12670255, 97209548, 97329163, 97720446, 97729079, 97779210, 97779549, 97779551, 98002395, 98014151, 98017079, 98067622	Chevrolet, GMC
STR0024	23300-G8401R	Nissan
STR0025	23300-8U30AR	Nissan
STR0063	23300-EY00A, 23300-EY00C, 23300-EY00D, 23300-EY00E	INFINITI, Nissan
STR0064	23300-ZJ60AR, 23300-ZJ60B, 23300-ZJ60BR, 23300-ZJ60BRE, 23300-ZJ60C, 23300-ZJ60CRE	Nissan
STR0065	23300EN22B, 23300EN22C	Nissan
STR0066	23300EE00B, 23300EE00C, 23300EE01E	Nissan

Hitachi Part #	OE Part #	Make
<b>Steering Tie Rod</b>		
TRE0001	48520-8J025	Nissan
TRE0002	48520-CK025	Nissan
TRE0003	48520-7S025	INFINITI, Nissan
TRE0004	48640-7S025	INFINITI, Nissan
TRE0005	48520-EA025	Nissan
TRE0006	48640-EA025	Nissan
TRE0007	D8520-JA00A	Nissan
TRE0008	D8640-JA00A	Nissan
TRI0001	48521-8J000	Nissan
TRI0002	48521-CK000	Nissan
TRI0003	48521-7S000	INFINITI, Nissan
TRI0004	48521-EA000	Nissan
TRI0005	48521-7Y000	Nissan
TRI0006	48521-JA00A	Nissan
TRI0007	48521-9N00A	Nissan

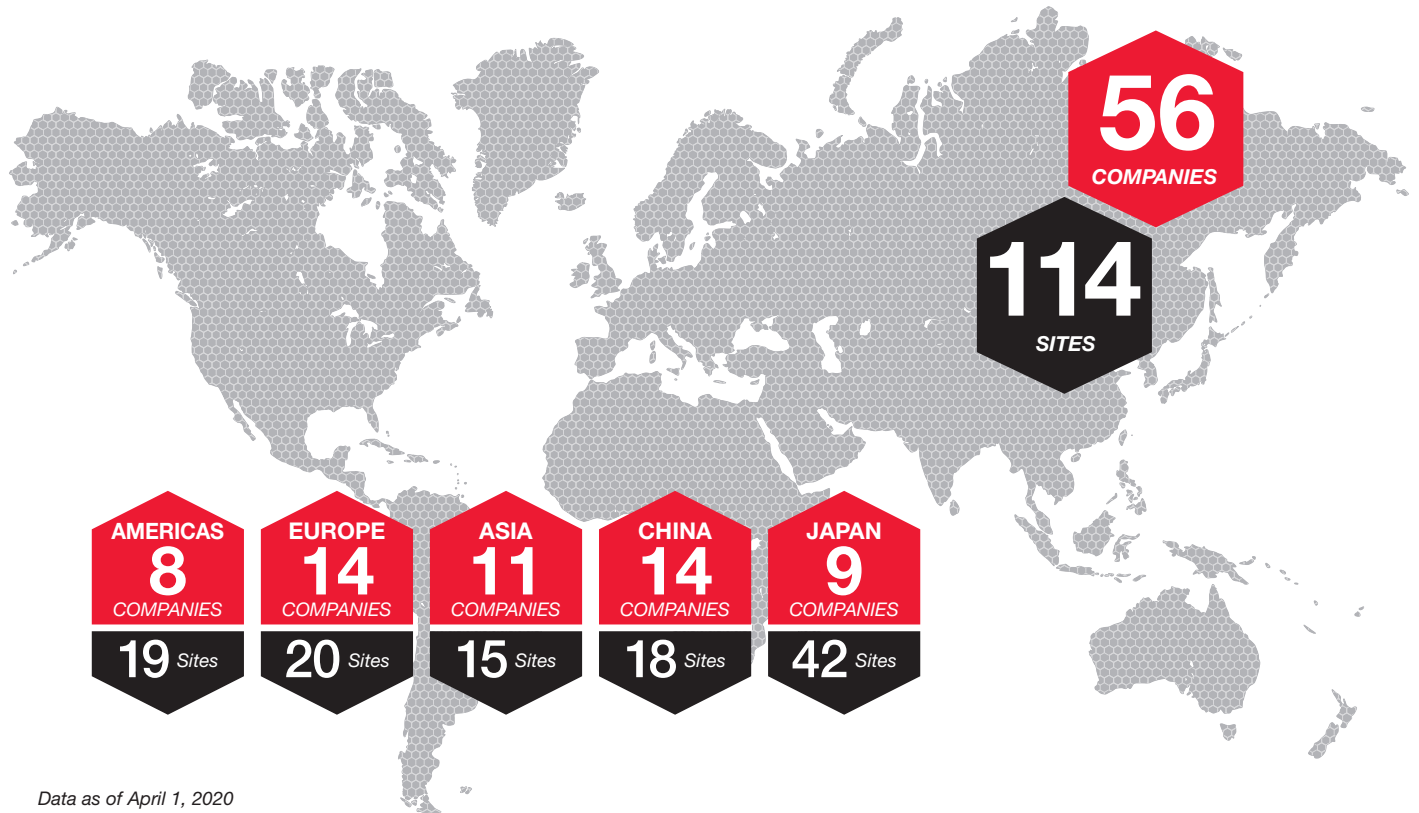
Hitachi Part #	OE Part #	Make
<b>Throttle Position Sensor</b>		
TPS0001	22620-4M511, 22620-9E000	INFINITI, Nissan
TPS0002	24504798	Buick, Chevrolet, Oldsmobile, Pontiac
TPS0003	22620-31U0A NNA	INFINITI, Nissan
TPS0005	22620-65F11, 22620-65F20, 22620-65F21, 22620-65F2A	INFINITI, Mercury, Nissan
TPS0006	22620-4P200, 22620-4P202, 22620-4P210, 22620-4P21A	INFINITI, Nissan
TPS0008	13420-77E00, 22620-4P220, 22633-AA111	Subaru, Suzuki

Hitachi Part #	OE Part #	Make
<b>Vehicle Speed Sensor</b>		
WSS7390	02E927321A, 02E927321B	Audi, Volkswagen

Hitachi Part #	OE Part #	Make
<b>Voltage Regulator</b>		
ALR0400-HU	06E903803F, 07K903803	Audi, Volkswagen
ALR0608	077903803A, 077903803A	Audi, Mercedes-Benz, Mini



## COMPANY OVERVIEW



In an increasingly competitive marketplace, “fixing it right” is crucial to staying on the road and is just good business. For years, Hitachi has been universally recognized as a manufacturer for major automotive original equipment manufacturers worldwide, adhering to IATF 16949:2016 and ISO 9001:2015 industry standards.

Now, Hitachi is increasing its presence in the Aftermarket, enabling customers to choose our engine management, steering, undercar, rotating electrical, cooling, and lubrication for their service, replacement or performance needs.

The company is based in Farmington Hills, Michigan with the Aftermarket sales division located in Cypress, California, servicing customers across North America.

